

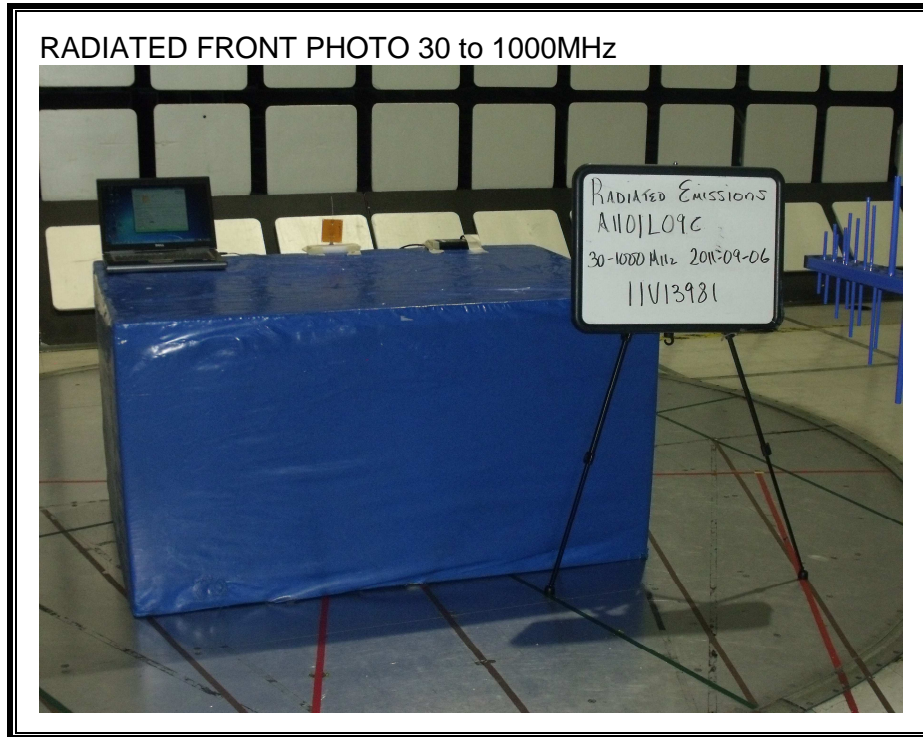


10. SETUP PHOTOS

ANTENNA PORT CONDUCTED RF MEASUREMENT SETUP



RADIATED RF MEASUREMENT SETUP





RADIATED BACK PHOTO 30 to 1000MHz




RADIATED BACK PHOTO 30 to 1000MHz



RADIATED RF MEASUREMENT SETUP



RADIATED BACK PHOTO 30 to 1000MHz



RADIATED BACK PHOTO 30 to 1000MHz




POWERLINE CONDUCTED EMISSIONS MEASUREMENT SETUP

LINE CONDUCTED FRONT PHOTO



LINE CONDUCTED BACK PHOTO



END OF REPORT