



11. SETUP PHOTOS

ANTENNA PORT CONDUCTED RF MEASUREMENT SETUP




RADIATED RF MEASUREMENT SETUP FOR PORTABLE CONFIGURATION


PATCH ANTENNA



Y-AXIS FRONT PHOTO



Z-AXIS FRONT PHOTO




PCB ANTENNA

X-AXIS FRONT PHOTO





Y-AXIS FRONT PHOTO





MONOPOLE ANTENNA





POWERLINE CONDUCTED EMISSIONS MEASUREMENT SETUP





END OF REPORT