
承 認 書

SPECIFICATION FOR APPROVAL

Corporation :

Customer Part No. :

DESCRIPTION : 2.4GHZ with Swivel RP-SMA

Parts No. : EA-79F

Date : Jun 17th , 2008

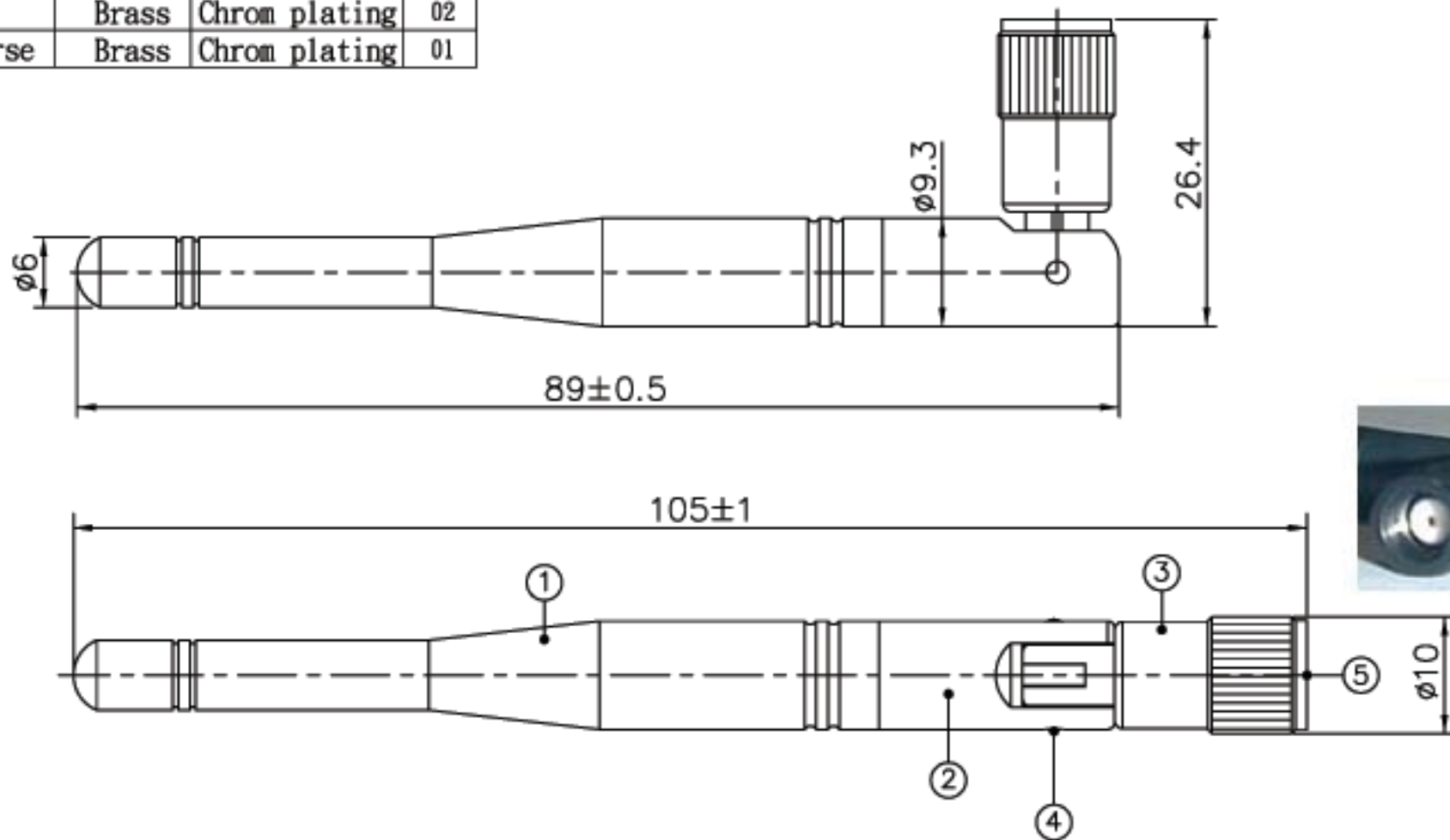
	Customer's Signature	NOTE
FULL APPROVED		
Conditional Approved		
REJECTED		

Designer Signature		Director Signature	
-----------------------	--	-----------------------	--

享元科技有限公司

RF ANTENNA TECHNOLOGY CORP

NO.	NAME	MATERIAL	FINISH	Q, TY
01	Core tube	TPE	Black	01
02	Fixed upper	ABS	Black	01
03	Fixed beneath	ABS	Black	01
04	Rivet	Brass	Chrom plating	02
05	Male reverse	Brass	Chrom plating	01



NO	INSP SPEC	TEST INSTRUMENT	NO	INSP SPEC	TEST INSTRUMENT	NO	INSP SPEC	TEST INSTRUMENT	NO	DATE	DESCRIPTION	REVISER	VERSION
A		Vernier calipere	C		TWIST	E		THRUST	01				
B		Vernier calipere	D		PULL	F		WEIGHT	02				



Third angle projection

享元科技有限公司
Comepoch Technology Corp

CUSTOMER' S	MODEL	PARTS NUMBER	FREQUENCY	UNIT	SCALE	DATE	VERSION
			2.4MHz	M/M		20050131	1
TOLERANCE	X. XX±0.15	NAME	PARTS NUMBER	APPROVED	CHECKED	DRAWING	DESIGNED
SURFACE ROUGHNESS	S ▽	APPEARANCE	EA-79F				

EA-79 F

2.4 GHZ



Swivel RP-SMA

S11 FORWARD REFLECTION

TRANSMISSION/REFLECTION

CH 1 - S11
REFERENCE PLANE

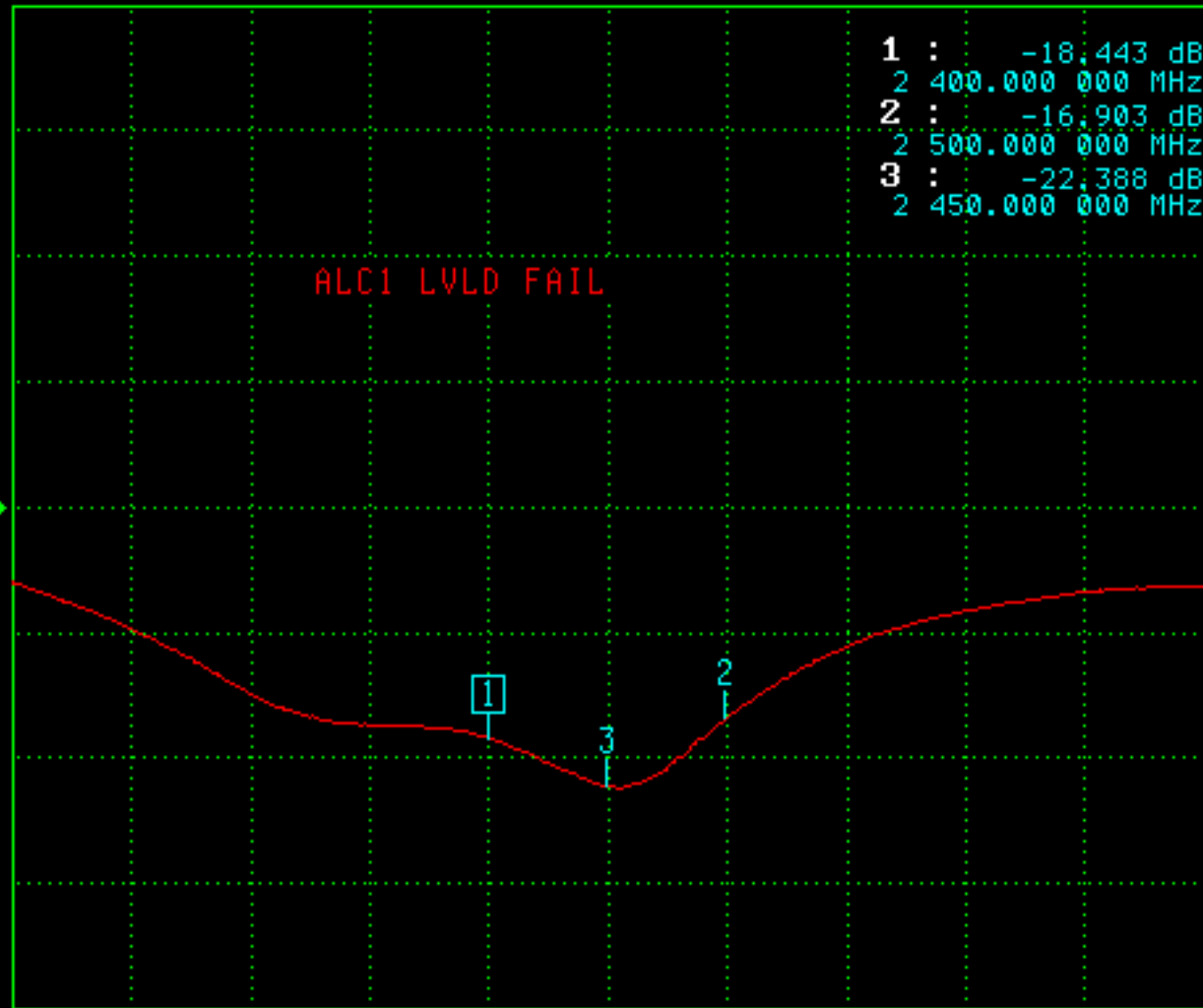
CHN1

0.0000 mm

LOG MAGNITUDE

REF=0.000 dB

10.000 dB/DIV



1 : -18.443 dB
2 400.000 000 MHz
2 : -16.903 dB
2 500.000 000 MHz
3 : -22.388 dB
2 450.000 000 MHz

ALC1 LVLD FAIL

1: 2.400000000 GHz
-18.443 dB

2: 2.500000000 GHz
-16.903 dB

3: 2.450000000 GHz
-22.388 dB

4: OFF

MARKER TO PEAK

MORE

2 200.000 000 MHz

2 700.000 000 MHz

S11 FORWARD REFLECTION

TRANSMISSION/REFLECTION

CH 1 - S11
REFERENCE PLANE

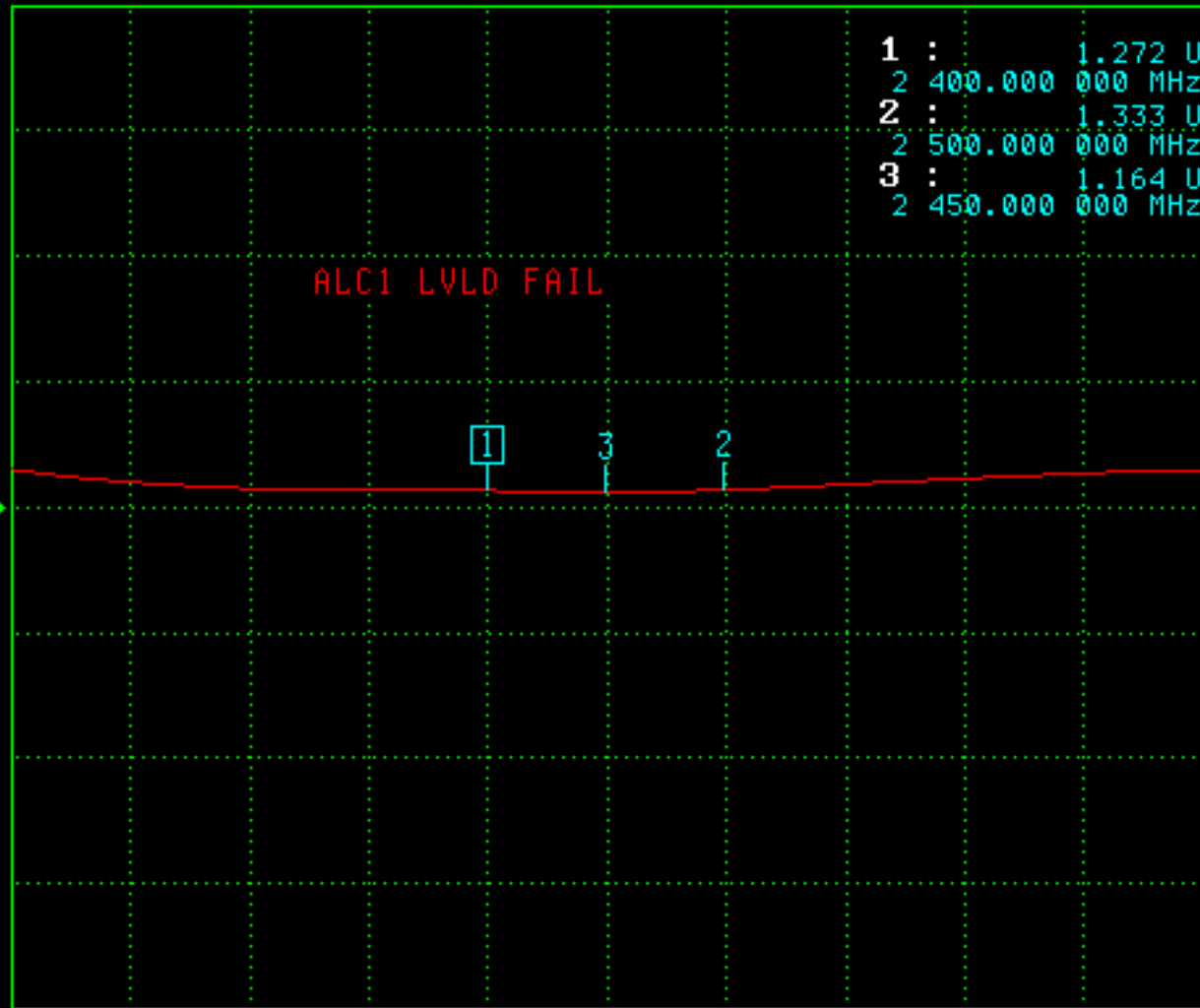
CHN1

0.0000 mm

SWR

REF=0.000 pU

10.000 U/DIV



1: 2.400000000 GHz
1.272 U

2: 2.500000000 GHz
1.333 U

3: 2.450000000 GHz
1.164 U

4: OFF

MARKER TO PEAK

MORE

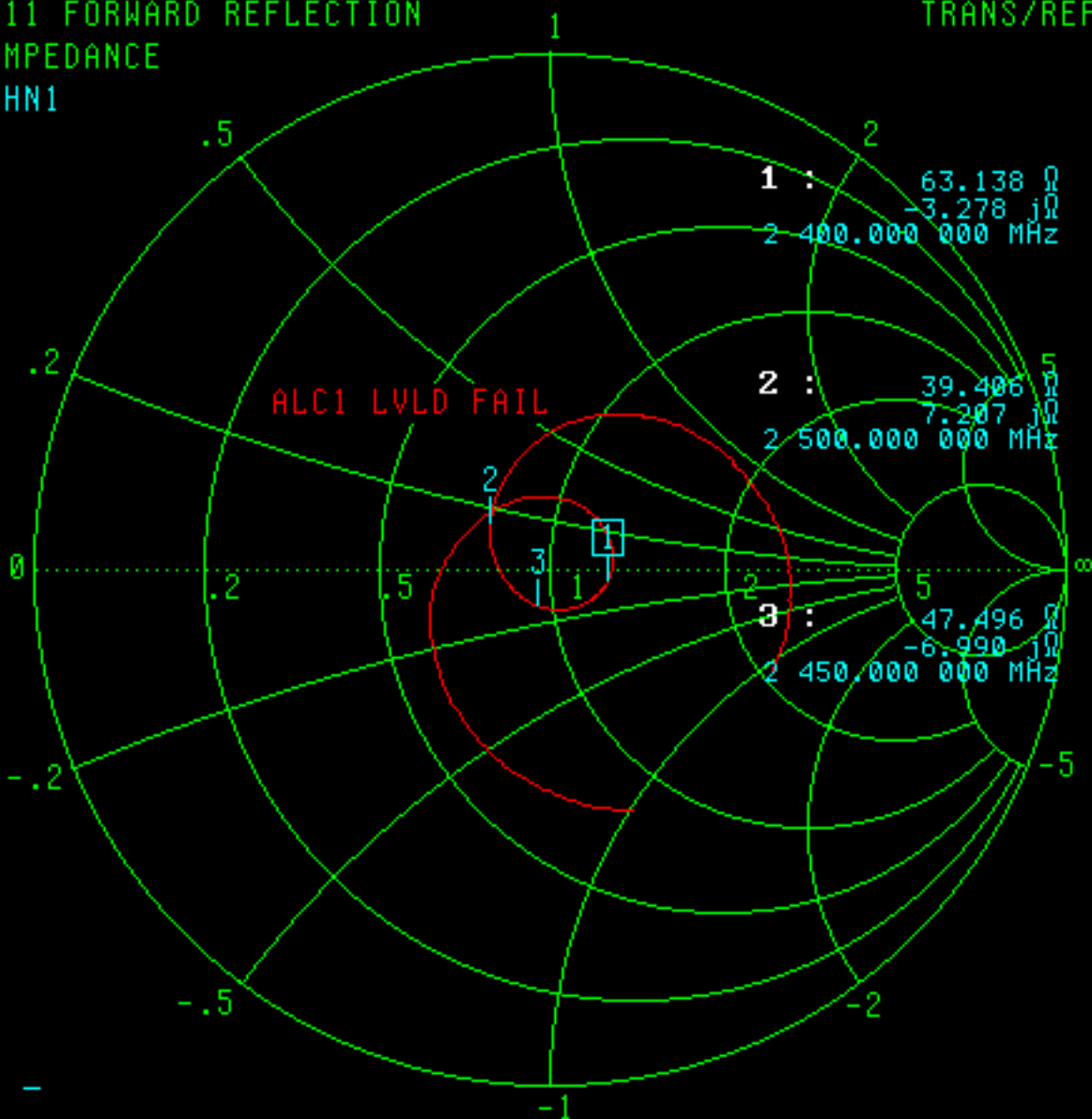
2 200.000 000 MHz

2 700.000 000 MHz

S11 FORWARD REFLECTION
IMPEDANCE
CHN1

TRANS/REFL

CH 1 - S11
REFERENCE PLANE
0.0000 mm



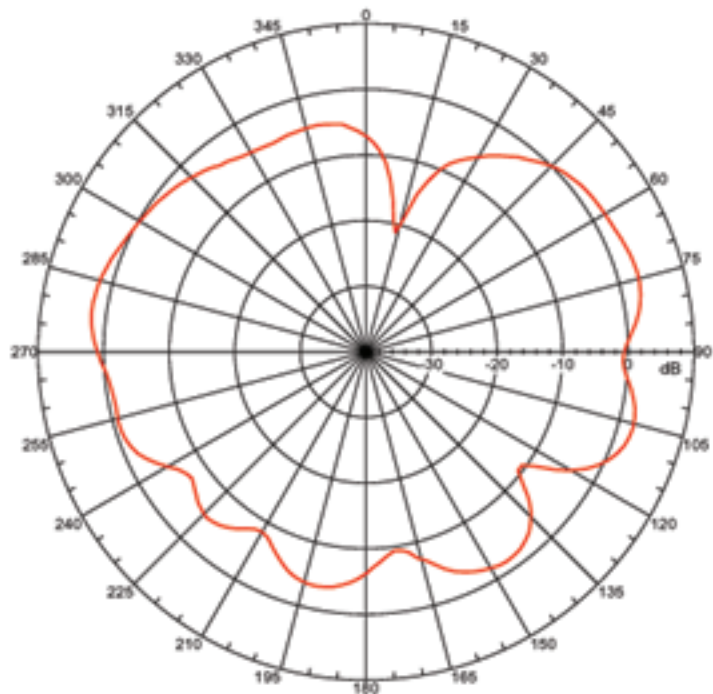
- 1: 2.400000000 GHz
63.138 Ω
-3.278 $j\Omega$
- 2: 2.500000000 GHz
39.406 Ω
7.207 $j\Omega$
- 3: 2.450000000 GHz
47.496 Ω
-6.990 $j\Omega$
- 4: OFF

MARKER TO PEAK

MORE

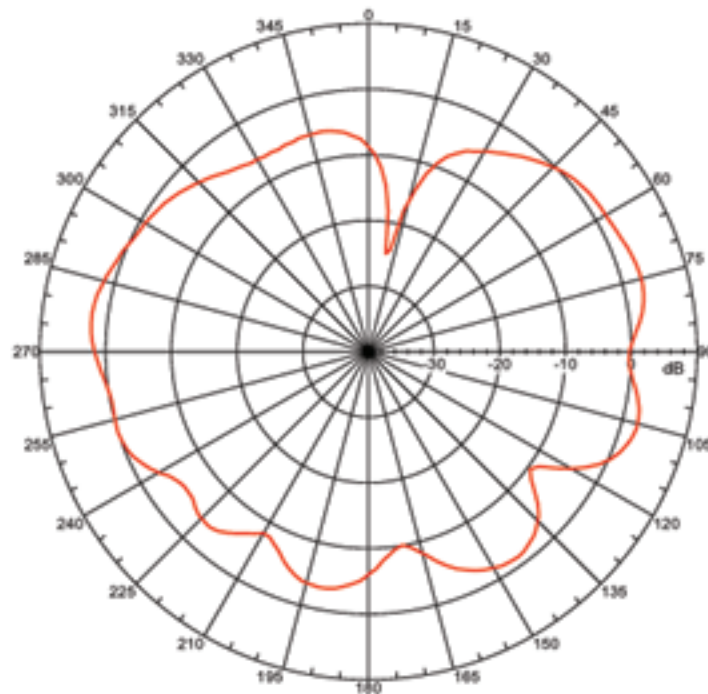
2200.000000 MHz - 2700.000000 MHz

Far-field amplitude of 20080314 EA-79F E-Plane.nsi



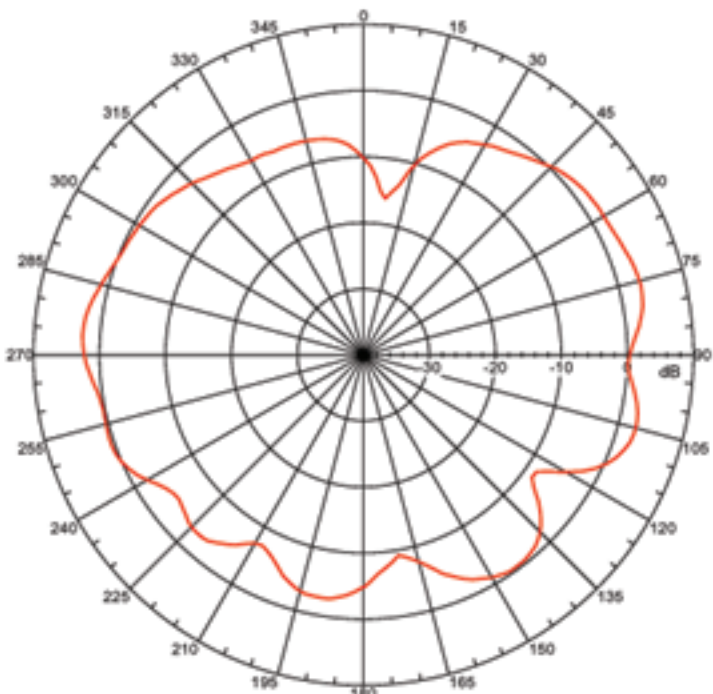
2400MHZ

Far-field amplitude of 20080314 EA-79F E-Plane.nsi



2450MHZ

Far-field amplitude of 20080314 EA-79F E-Plane.nsi



2500MHZ

EA-79F E-Plane

Freq(MHz)	peak (dBi)	Angle(0)	Avg(dBi)
2400	3.11	73.99	-2.37
2450	2.95	73.99	-2.35
2500	3.32	75.99	-1.87