

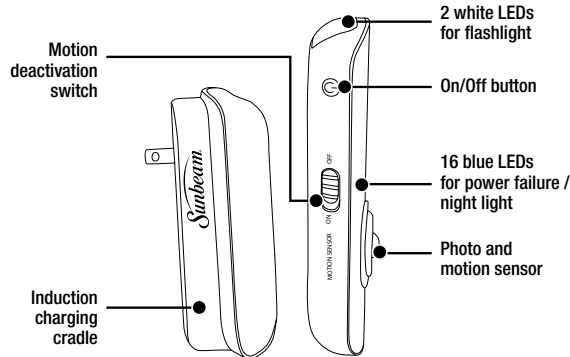


SAVE THESE INSTRUCTIONS

Thank you for purchasing this Sunbeam® 16 LED Power Failure / Night Light
Please read all instructions before using your new Power Failure / Night Light.

IMPORTANT: FOR INDOOR AND DRY LOCATION USE ONLY.

PARTS AND FUNCTIONS



Power Failure Light

Automatically turns on when power goes off.

Automatic Night Light

Functions as dusk to dawn night light.

Motion Sensor Light

Automatically on when sensors detect a lack of ambient light and motion; automatically off when motion stops or with an increase in ambient light.

Rechargeable LED Flashlight

Auto Dimming

Under night light mode, unit auto adjusts to a lower brightness if no motion is detected by motion sensor for 23 seconds.

IMPORTANT SAFETY INSTRUCTIONS

CAUTION: Risk of electric shock. This product is not a toy and is not intended for use by children. For adult use only. Do not plug in extension cords. Indoor use only. For safe use, plug only into exposed wall outlets where night light is ventilated and cannot contact bed coverings or other material that may present a fire hazard.

WARNING: Changes or modifications to this unit not expressly approved by the party responsible for compliance could void the user's authority to operate the equipment.

NOTE: This equipment has been tested and found to comply with the limits for a Class B digital device, pursuant to Part 15 of the FCC Rules. These limits are designed to provide reasonable protection against harmful interference in a residential installation. This equipment generates, uses and can radiate radio frequency energy and, if not installed and used in accordance with the instructions, may cause harmful interference to radio communications. However, there is no guarantee that interference will not occur in a particular installation. If this equipment does cause harmful interference to radio or television reception, which can be determined by turning the equipment off and on, the user is encouraged to try to correct the interference by one or more of the following measures:

- Reorient or relocate the receiving antenna.
- Increase the separation between the equipment and receiver.
- Connect the equipment into an outlet on a circuit different from that to which the receiver is connected.
- Consult the dealer or an experienced radio/ TV technician for help.

This device complies with Part 15 of the FCC Rules. Operation is subject to the following two conditions: (1) this device may not cause harmful interference, and (2) this device must accept any interference received, including interference that may cause undesired operation.

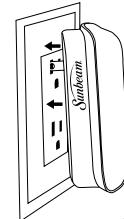
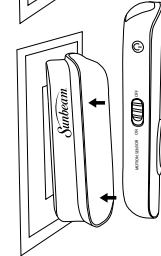
HOW TO CHARGE

STEP 1

Plug the induction charging cradle upright into a wall socket. (FIG. 1)

STEP 2

Place the LED power failure light onto the charging cradle. Charge for 24 hours before first use. Complete charging time is 8-10 hours thereafter. (FIG. 2)

FIG. 1**FIG. 2**

OPERATION AND SPECIFICATIONS

Motion deactivation switch

Allows the unit to function as motion sensor (On) or as night light (Off).

On/Off button

- When the unit is charging, press the button to turn the front panel LEDs on and off.
- When the unit is not charging, press the button once to turn on the LED on the front panel, press the button twice to switch light source from front panel LED to flashlight and press the button again to turn the unit off.

Induction charging cradle

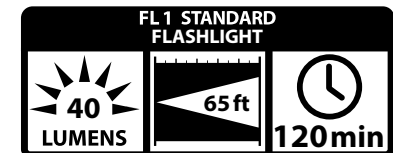
Charges Lithium-ion battery integrated in the LED power failure light.

Battery type: Integrated 3.7v 500 mAh Li-ion battery

Charging time: 8-10 hours

Runtime for power failure light: 90 minutes

Rating: 120VAC, 50/60Hz, 1.8W



IF YOU HAVE ANY PROBLEMS, PLEASE DO NOT CONTACT THE STORE. CONTACT OUR CUSTOMER SERVICE AT 1-877-383-6399 (8:30 am - 5:30 pm E.S.T.).

LIMITED WARRANTY This product is guaranteed to operate a minimum of 1 year from the original date of purchase. If, under normal use and for the full time period, your product fails to operate, please return it to: Quality Control Dept., L'image Home Products Inc., 15147 Don Julian Rd., City of Industry, CA, USA 91746 (with your original proof of purchase receipt) and we will refund it. This warranty is considered void if the product fails from misuse.

© 2015 Sunbeam Products, Inc. doing business as Jarden Consumer Solutions. All rights reserved. SUNBEAM® is a registered trademark of Sunbeam Products, Inc. used under license. Distributed by L'image Home Products Inc., Montreal, Canada H3B 3X9. LHP965-012615



Intertek
4003240

Visit our website: www.limagehomeproducts.com