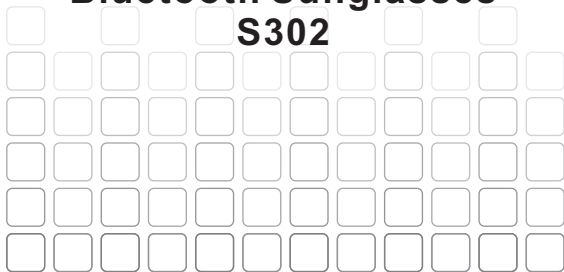


# BonSayOn

## Product Manual



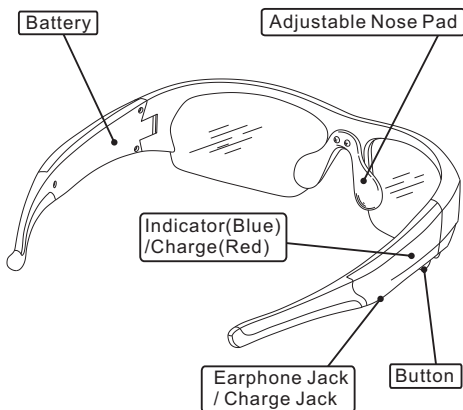
### Bluetooth Sunglasses S302



## Introduction

Completely different from the conventional microphone which picks up sound or voice through air, BonSayOn utilizes a newly developed nasal bone conduction microphone by picking up the sound through bone or solid material, instead of air.

The speaker's voice, which is received through vibrations of the nasal bone, is clear; reducing background noise, especially for wind sound. This is the most outstanding feature of our product. The clear conversation through the BonSayOn never fails in any noisy environment. Please enjoy BonSayOn; satisfied communication in style.

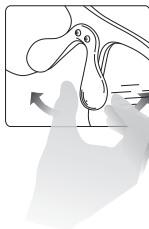


## Specification

<b>Microphone Type</b>	NeoV Nasal bone conduction microphone Version 3.0
<b>Bluetooth Version</b>	Bluetooth V2.1, Class 2
<b>Bluetooth Profile</b>	HSP, HFP, A2DP, AVRCP
<b>Operating Distance</b>	10 meters (open space)
<b>Charge Time</b>	About 2 hours
<b>Music Play Time</b>	About 5 hours
<b>Talk Time</b>	About 6 hours
<b>Standby Time</b>	About 100 hours
<b>Size</b>	172mmX155mmX45mm
<b>Weight</b>	53g
<b>Operation Condition</b>	-30°C~50°C , humidity 0~90%
<b>Battery</b>	Li-polymer Battery (180mA/3.7V)
<b>Standard accessories</b>	<ul style="list-style-type: none"> <li>1 Hard case</li> <li>1 Replacement yellow lens</li> <li>1 USB cable</li> <li>1 Standard earphone set</li> <li>1 Product Manual</li> </ul>

## Adjust the Nose Pads

For getting good communication quality, please adjust nose pads to fit your nasal shape before using the product.



## Instruction of Button Operation

### Pairing

- ⊙ Press button until the blue and red LED flashes quickly to turn BonSayOn into pairing mode.
- ⊙ Search for BonSayOn device using your phone/music device. For more information on how to search for Bluetooth device, please refer to the user guide that accompanies your phone/music device.
- ⊙ Select BonSayOn S302 from the list of discovered devices from your phone/music device. Follow the onscreen prompts to confirm the selection.
- ⊙ When prompted, enter the passkey "0000"(four zeros). When pairing is successful, the blue LED flashes slowly.
- ⊙ Do not need to pair again for a paired device, just turn it on.(Blue LED flashes slowly)

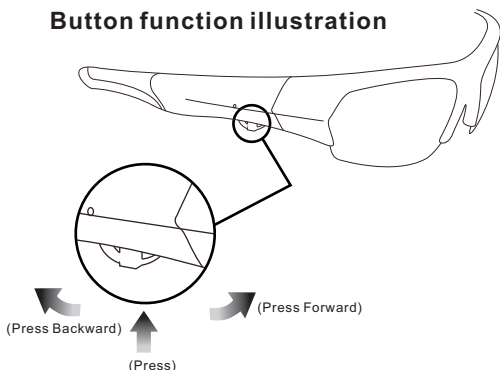
### Dual Pairing

- ⊙ BonSayOn supports dual pairing. It can be connected with two cell phones at the same time and answer a call in turn.  
( Depends on the cell phone)

### Auto-answer

- ⊙ BonSayOn supports auto-answer for incoming call. The incoming call will be answered automatically after 2 rings.
- ⊙ Press button for 2 seconds to reject incoming call.

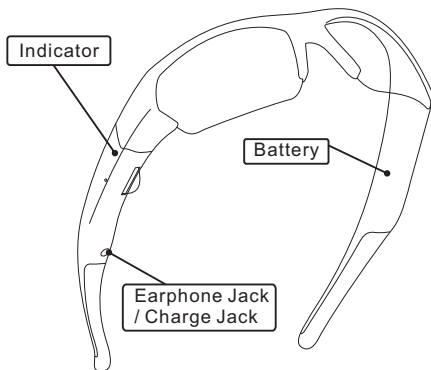
## Button function illustration



## Table of Operation Function

Status	Function	Operation
OFF	Turn on	Press button for 3 seconds
	Turn on and search device	Press button for 5 seconds
Standby	Reject a call	Press button for 2 seconds
	Redial	Press button for 2 seconds
	Battery power display	Press button forward twice
	Voice dialing	Press button backward twice
Talk	Answer/End a call	Press button once
	Volume increase	Press button backward once
	Volume decrease	Press button forward once
	Switch a call	Press button for 2 seconds
Music	Volume increase	Press button backward once
	Volume decrease	Press button forward once
	Last Trace	Press button backward twice
	Next Trace	Press button forward twice
	Pause/Resume/Answer a call	Press button once
ON	Turn off	Press button for 5 seconds

## Battery Charging Instruction



- ⦿ The warning sound indicates 10% of battery power remaining.
- ⦿ Battery power level: press button forward twice. Two seconds later a beep tone appears : 3 beeps mean high level, 2 beeps mean medium level, 1 beep means low level ( 10-15% power remaining). Don't charge the battery if not necessary to avoid shortening battery lifetime.
- ⦿ Charge as soon as possible when the warning sound appears on phone call or while playing music.
- ⦿ Red LED lights during charging . When charging is complete, red LED will be turned off.
- ⦿ Battery breakdown or lifetime ends : Red LED flashes.

## Q & A

### **Q : Why is BonSayOn unable to link Bluetooth?**

A : First, make sure the Bluetooth existing in the device (mobile phone or computer) linked to BonSayOn, and activate its Bluetooth to search BonSayOn. The search time is not definite, so please be patient to wait until BonSayOn S302 is shown on the screen of the device. Finally, key in identification code "0000" to start using BonSayOn.

### **Q : Why is the Bluetooth unable to switch on or disconnect soon after online?**

A : It would be power shortage, please charge immediately so as to maintain battery quality. A new battery must be charged first until the red light goes out. If the problem is still unsolved, please contact with authorized maintenance service station.

### **Q: Why is Bluetooth auto-disconnected or unable to use after linking successfully?**

A: Check the Bluetooth "on line list" in the device (Pleas read your Bluetooth operation instructions.) linked to BonSayOn. Delete most of the names on the online list except BonSayOn to avoid linking other products.

**Q: Why cannot BonSayOn connect to the device with Bluetooth protocols?**

A: BonSayOn is equipped with Bluetooth chip made by the world first brand CSR company. It can connect to most of the Bluetooth devices but not all the Bluetooth devices due to the variety of Bluetooth protocols made by different companies.

**Q: Why cannot play the music again by using the buttons on BonSayOn after picking up a call or pause the music playing?**

A: The cell phone manufacturers usually implement somewhat different button operation software, resulting in partial operation malfunction. Please touch the play button on your cell phone to continue playing the music on BonSayOn.

**CE**  **FCC ID: X5HS302**  
**BonSayOn / S302**

**REMOTE CONTROL**

**Model No: BonSayOn S302**

**FCC ID : X5HS302**

This device complies with Part 15 of the FCC Rules.

Operation is subject to the following two conditions:

(1) this device may not cause harmful interference, and

(2) this device must accept any interference received, including interference that may cause undesired operation.

Made in Taiwan



## Caution

1. This product is humidity-proof, but not water-proof or dust-proof. Do not use it in water or dust environment to avoid the damage as well as shortening the lifetime of the product.
2. Temperature range : -30°C~50°C
3. For the sake of product surface and accessories intact, please avoid rubbing the product with hard objects.
4. Please only use qualified accessories which have been authenticated by the NeoVictory Company. This will ensure smooth and normal operation of this product.
5. All accessories have been officially certified. In order to guarantee the product functioning normally, please do not use the accessories not officially certified.
6. When using the earphone, you can not access outside sound very well. Do not use the earphone where it may endanger your safety.

## Electromagnetic safety

By using EMF Tester to measure the electromagnetic field (EMF) of the general cell phones in comparison to Bonsayon's, Bonsayon's EMF magnitude is about 0.2 mG (standby) or 0.7-0.8 mG (dialogue), which is far below the general cell phones', about 10 mG (standby) or 15 mG (dialogue). The restricted human EMF exposure is about 2 mG for the medical requirement, and some European countries even set the restricted EMF level at 0.7 mG. In conclusion, the electromagnetic safety of Bonsayon is far much higher than cell phones'.

## Product Warranty

(Please keep this warranty for free maintenance in one year after purchase.)

Name :	Phone :
Product Name :	Mobile phone :
Serial Number :	Purchase Date :
Address :	e-mail : @

### Exclusivity:

- 1.Disassembling, hitting, and soaking in water, or abnormal use.
- 2.Physical or electronic disturbance, the misuse of power source, unstable power source, very close to magnetic material or other artificial factors.
- 3.The breakage of serial number, date code, product tag, warranty lost, etc.
- 4.Irresistible external factors : Earthquake, seaquake, war, etc.
- 5.Without NeoVictory stamp or the incorrect purchase date, warranty is invalid automatically.

