

1. TEST SETUP PHOTOGRAPHS

1.1. Photo of Radiated Emissions Measurement




Fig. 1




Fig. 2



Fig. 3



Fig. 4

1.2. Photo of conducted Emissions Measurement




Fig. 5



Fig. 6