

LVL50

FOR
POUR
XBOX ONE

WIRELESS HEADSET
CASQUE-MICRO SANS FIL

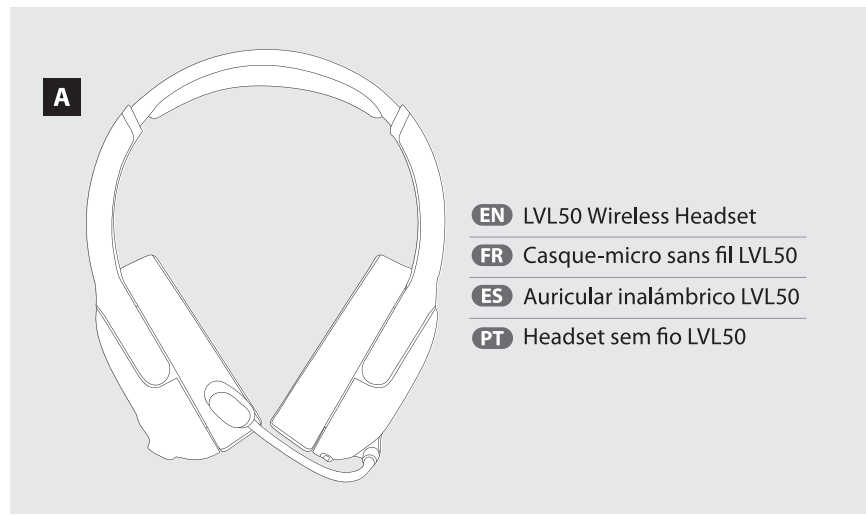
048-025 LVL50 Wireless Dongle for XBO

048-025-NA

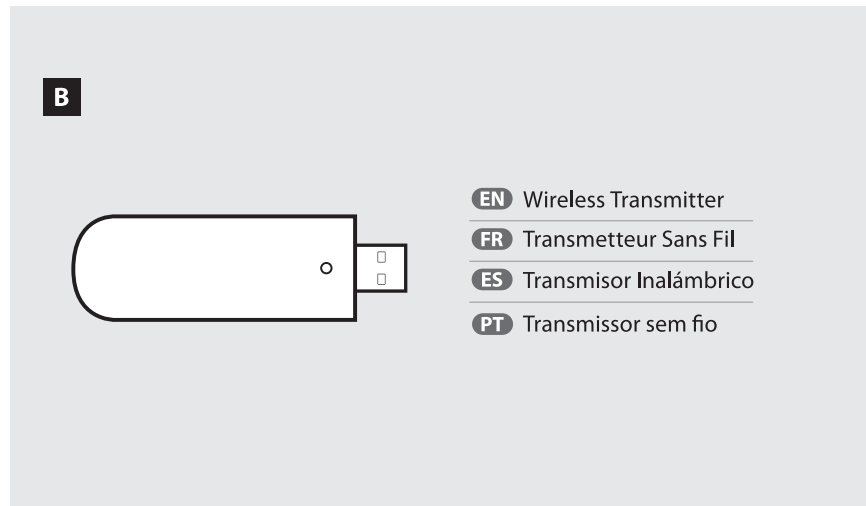
Quick Start Guide
Guide De Démarrage Rapide
Guia De Início Rápido
Guia de início rápido

Don't return this product to the store.
Ne retournez pas ce produit au magasin.
No devuelva este producto a la tienda.
Não devolva este produto à loja.

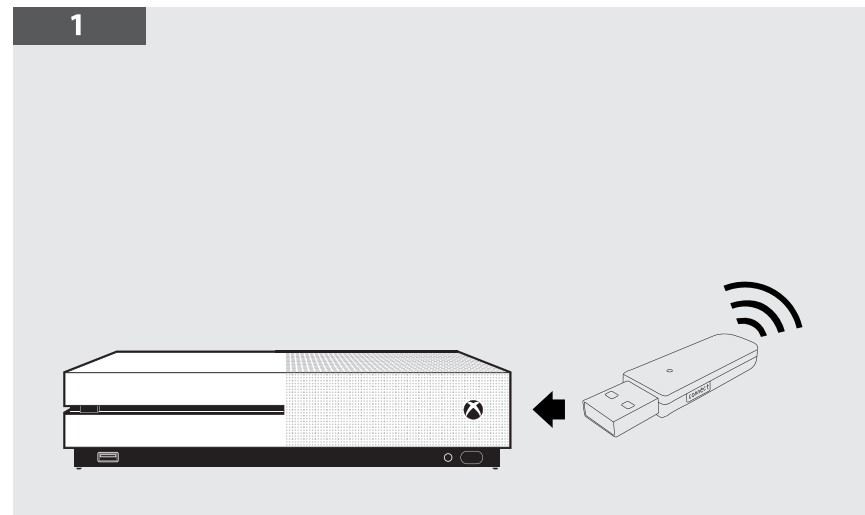
Limited Warranty Information Inside
Information sur la Garantie limitée à l'intérieur
Información sobre la Garantía Limitada en el interior
Informações sobre a garantia limitada na parte de dentro



EN LVL50 Wireless Headset
FR Casque-micro sans fil LVL50
ES Auricular inalámbrico LVL50
PT Headset sem fio LVL50



EN Wireless Transmitter
FR Transmetteur Sans Fil
ES Transmisor Inalámbrico
PT Transmissor sem fio

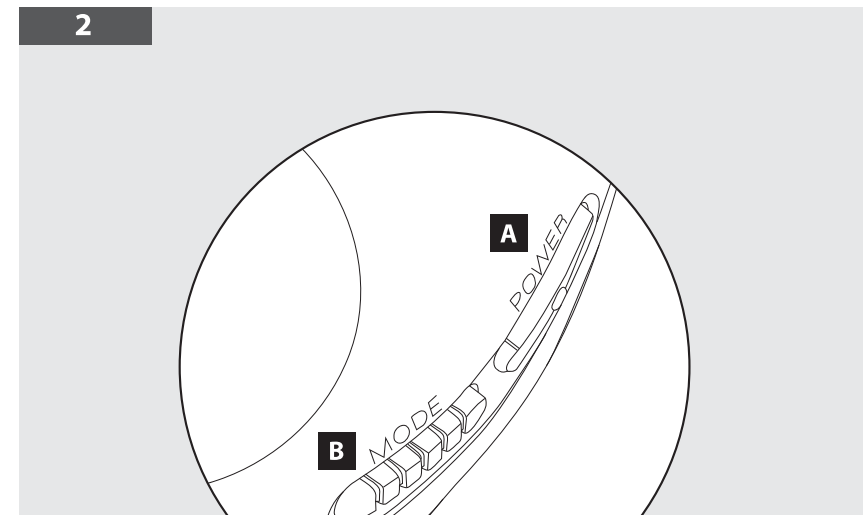


EN Pairing USB Transmitter
Press and hold button on USB Transmitter until LED flashes
Press and hold Power button on headset until it pairs with USB Transmitter

FR Jumelage de l'émetteur USB
Maintenez le bouton enfoncé sur l'émetteur USB jusqu'à ce que la DEL clignote
Maintenez le bouton d'alimentation enfoncé sur le casque-micro jusqu'à ce qu'il soit jumelé à l'émetteur USB

ES Conectando transmisor USB
Mantenga presionado el botón del transmisor USB hasta que el LED parpadee
Mantenga presionado el botón "Power" (Encendido) del auricular hasta que se conecte con el transmisor USB

PT Transmissor USB para emparelhamento
Pressione e segure o botão do transmissor USB até o LED piscar
Pressione e segure o botão liga/desliga do headset até o emparelhamento com o transmissor USB



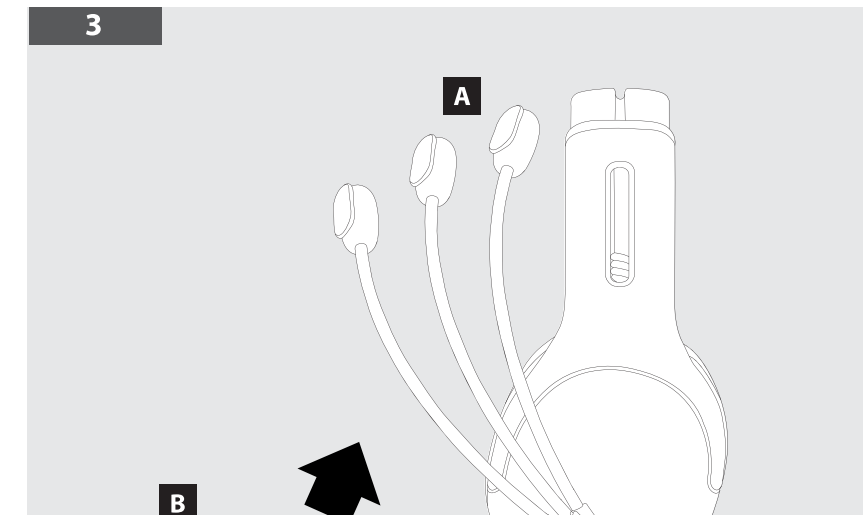
EN a. Power on
Press power button to turn on headset
b. Switching Audio Modes
Press Mode button to switch between Pure Audio and Bass Boost

ES a. Encendido
Presione el botón "Power" (Encendido) para encender el auricular

b. Cambio de modos de audio
Presione el botón "Mode" (Modo) para cambiar entre los modos Audio puro y Potenciador de graves

FR a. Mise sous tension
Appuyez sur le bouton d'alimentation pour mettre en marche le casque-micro
b. Changer les modes audio
Appuyez sur le bouton Mode pour passer entre l'audio pur et l'amplification des basses

PT a. Como ligar
Pressione o botão liga/desliga para ligar o headset
b. Como alternar os modos de áudio
Pressione o botão Modo para alternar entre Áudio Puro e Reforço de Graves.



EN Mic Mute
a. Mic Boom up to mute
b. Mic Boom down to unmute

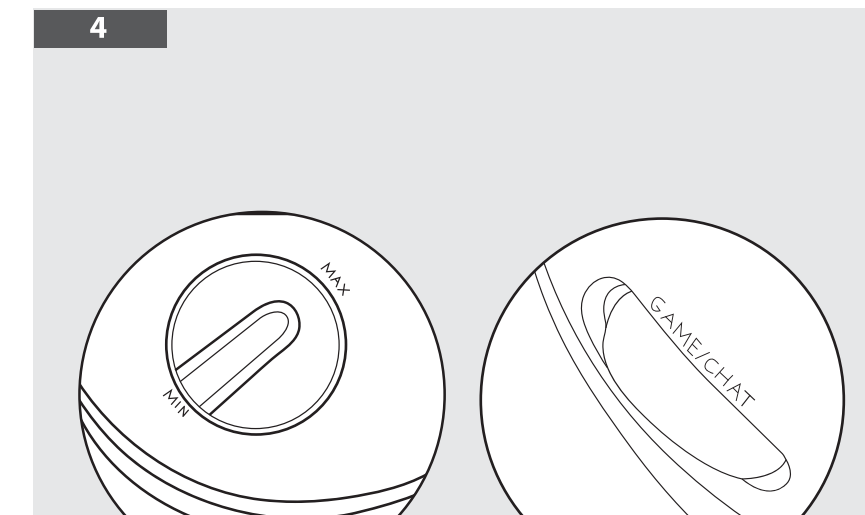
Mic Monitoring
Allows you to hear your voice through the headset when you speak

ES Silenciar micrófono
a. Suba el micrófono Boom para silenciar o mudo
b. Abaje o micrófono Boom para reactivar el micrófono
Monitorar el micrófono
Le permite escuchar su voz por el auricular cuando habla

FR Micro en sourdine
a. Micro vers le haut pour la mise en sourdine
b. Micro vers le bas pour la mise en marche

Contrôle du micro
Permet d'entendre votre voix dans le casque-micro lorsque vous parlez

PT Como ativar/desativar o microfone
a. Levante o microfone para ativar o mudo
b. Abaxe o microfone para desativar o mudo
Monitoramento do microfone
Permite que você ouça sua voz através do headset quando você fala

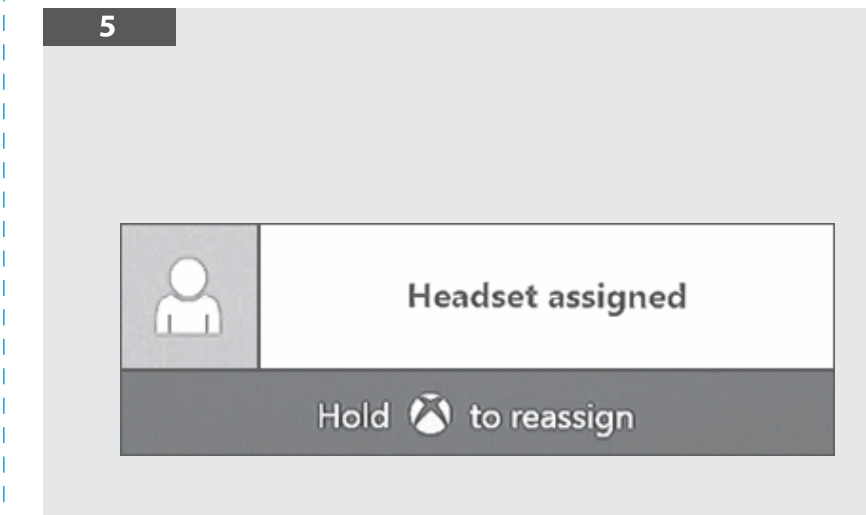


EN Audio Controls
Adjust volume dial on right ear cup and game/chat mix dial on left ear cup, to preferred audio level

FR Contrôles de l'audio
Ajustez la molette de volume sur l'oreillette de droite et la molette du mixeur de jeu/discussion sur l'oreillette de gauche aux niveaux désirés.

ES Mixteur de audio
Ajuste el dial de volumen del auricular derecho y el dial mezclador de sonido de videojuego/conversación del auricular izquierdo según el nivel de audio que prefiera.

PT Controlos de áudio
Ajuste o regulador de volume no fone direito e o regulador de combinação de jogos/chat no fone esquerdo para o nível de áudio desejado.



EN If you are already logged in with an account, when you plug the wireless Xbox One transmitter, you will see an icon on the screen indicating the headset has been assigned to that particular account.

FR Si vous êtes déjà connecté avec un compte, quand vous brancherez l'émetteur Xbox One sans fil, vous verrez une icône à l'écran indiquant que le casque a été associé à un compte spécifique.

ES Si ha iniciado sesión en el sistema con una cuenta, cuando enchufe el transmisor de la Xbox One inalámbrica, verá un icono en la pantalla indicando el auricular que se ha asignado a esa cuenta en particular.

PT Se você já tiver efetuado login com uma conta, ao conectar o transmissor sem fio do Xbox One, será exibido um ícone na tela indicando que os fones de ouvido foram atribuídos a essa conta.



©2018 Performance Designed Products LLC. Performance Designed Products, PDP, PDPgaming, Afterglow and their respective logos are trademarks and/or registered trademarks of Performance Designed Products LLC. All rights reserved. All other logos and trademarks are property of their respective owners.

©2018 Performance Designed Products LLC. Performance Designed Products, PDP, PDPgaming, Afterglow et leurs logos respectifs sont des marques commerciales et/ou marques déposées de Performance Designed Products, LLC. Tous droits réservés. Tous les autres logos et toutes les autres marques de commerce sont la propriété de leurs détenteurs respectifs.

FEDERAL COMMUNICATIONS COMMISSION INTERFERENCE STATEMENT

This equipment has been tested and found to comply with the limits for a Class B digital device, pursuant to part 15 of the FCC Rules. These limits are designed to provide reasonable protection against harmful interference in a residential installation. This equipment generates, uses and can radiate radio frequency energy and, if not installed and used in accordance with the instructions, may cause harmful interference to radio communications. However, there is no guarantee that interference will not occur in a particular installation. If this equipment does cause harmful interference to radio or television reception, which can be determined by turning the equipment off and on, the user is encouraged to try to correct the interference by one or more of the following measures:

- Reorient or relocate the receiving antenna.
- Increase the separation between the equipment and receiver.
- Connect the equipment into an outlet on a circuit different from that to which the receiver is connected.
- Consult the dealer or an experienced radio/TV technician for help.

CAUTION:

Any changes or modifications not expressly approved by the grantee of this device could void the user's authority to operate the equipment.

This device complies with Part 15 of the FCC Rules. Operation is subject to the following two conditions:

- (1) this device may not cause harmful interference, and
- (2) this device must accept any interference received, including interference that may cause undesired operation.

RF exposure warning (For Wireless Headset)

The equipment complies with FCC RF exposure limits set forth for an uncontrolled environment. The equipment must not be co-located or operating in conjunction with any other antenna or transmitter.

RF exposure warning (For Wireless Dongle)

This equipment must be installed and operated in accordance with provided instructions and the antenna(s) used for this transmitter must be installed to provide a separation distance of at least 20 cm from all persons and must not be co-located or operating in conjunction with any other antenna or transmitter. End-users and installers must be provided with antenna installation instructions and transmitter operating conditions for satisfying RF exposure compliance.

4225 W Buckeye Rd #2
Phoenix, AZ 85009, USA
PH: 800-331-3844
(USA & Canada only)

The Chocolate Factory,
WB.B406, Clarendon Rd,
London, N22 6XJ, UK

US Patents/Brevets aux É.-U.:
www.pdp.com/patents

MADE IN CHINA/FABRIQUÉ EN CHINE/HECHO EN CHINA

support.pdp.com



Canada, Innovation, Science and Economic Development Canada (ISED) Notices

This device contains licence-exempt transmitter(s)/receiver(s) that comply with Innovation, Science and Economic Development Canada's licence-exempt RSS(s). Operation is subject to the following two conditions:
(1) This device may not cause interference.
(2) This device must accept any interference, including interference that may cause undesired operation of the device.

Avis du Canada, Innovation, Sciences et Développement économique Canada (ISED)

L'émetteur/récepteur exempt de licence contenu dans le présent appareil est conforme aux CNR d'Innovation, Sciences et Développement économique Canada applicables aux appareils radio exempts de licence. L'exploitation est autorisée aux deux conditions suivantes:
(1) L'appareil ne doit pas produire de brouillage.
(2) L'appareil doit accepter tout brouillage radioélectrique subi, même si le brouillage est susceptible d'en compromettre le fonctionnement.

Radio Frequency (RF) Exposure Information (For Wireless Headset)

The radiated output power of the Wireless Device is below the Innovation, Science and Economic Development Canada (ISED) radio frequency exposure limits. The Wireless Device should be used in such a manner such that the potential for human contact during normal operation is minimized.

This device has been evaluated for and shown compliant with the ISED Specific Absorption Rate ("SAR") limits when operated in portable exposure conditions.

Informations concernant l'exposition aux fréquences radio (RF)

La puissance de sortie rayonnée du dispositif sans fil est inférieure aux limites d'exposition aux radiofréquences d'Innovation, Sciences et Développement économique Canada (ISED). Le dispositif sans fil doit être utilisé de manière à minimiser le potentiel de contact humain pendant le fonctionnement normal.

Cet appareil a été évalué et montré conforme aux limites de DAS (Débit d'Absorption Spécifique) de l'ISED lorsqu'il est utilisé dans des conditions d'exposition portables.

Radio Frequency (RF) Exposure Information (For Wireless Dongle)

The radiated output power of the Wireless Device is below the Innovation, Science and Economic Development Canada (ISED) radio frequency exposure limits. The Wireless Device should be used in such a manner such that the potential for human contact during normal operation is minimized.

This device has also been evaluated and shown compliant with the ISED RF Exposure limits under mobile exposure conditions. (antennas are greater than 20cm from a person's body).

Informations concernant l'exposition aux fréquences radio (RF)

La puissance de sortie rayonnée du dispositif sans fil est inférieure aux limites d'exposition aux radiofréquences d'Innovation, Sciences et Développement économique Canada (ISED). Le dispositif sans fil doit être utilisé de manière à minimiser le potentiel de contact humain pendant le fonctionnement normal.

Cet appareil a également été évalué et montré conforme aux limites d'exposition RF ISED dans des conditions d'exposition mobiles. (Les antennes sont à plus de 20 cm du corps d'une personne).

ENGLISH LIMITED WARRANTY

Coverage and Term • PDP warrants that this product will be free from manufacturing defects for two years from the original date of purchase. Manufacturing defects are those defects in materials and/or workmanship, subject to final determination by PDP's customer service department. This warranty applies only to original purchasers with a valid proof of purchase from an authorized PDP retailer that clearly shows the date of purchase.

Exclusive Remedy and Exclusions • The exclusive remedy for valid claims will be the repair, replacement or refund of the product. This warranty does not cover defects caused by accidents, improper or abusive use of the product, unauthorized or improper modifications, repairs or handling.

How to Get Service • Purchasers should contact the PDP customer service department at (800) 331-3844 (US and Canada only) or +442036957905 (UK only) or by visiting support.pdp.com or support.pdp.eu.com. Inquiries are typically answered within twenty-four business hours.

Your Rights Under Applicable Law • This warranty does not affect the legal rights of customers under applicable state, provincial or national laws governing the sale of consumer goods.

Additional Information for Australian Customers • PDP products come with guarantees that cannot be excluded under the Australian Consumer Law. You are entitled to a replacement or refund for a major failure and compensation for any other reasonably foreseeable loss or damage. You are also entitled to have the goods repaired or replaced if the goods fail to be of acceptable quality and the failure does not amount to a major failure. The benefits given to you under our express warranty are in addition to other rights and remedies you have under the Australian Consumer Law and other laws.

FRANÇAIS CANADA GARANTIE LIMITÉE

Couverture et conditions • PDP garantit que ce produit sera libre de défauts de fabrication pendant deux ans à partir de sa date originale d'achat. Les défauts de fabrication sont les défauts de matériaux ou de main-d'œuvre déterminés à la discrétion du service à la clientèle de PDP. Cette garantie s'applique uniquement aux acheteurs originaux disposant d'une preuve d'achat valide provenant d'un détaillant agréé de PDP qui illustre clairement la date d'achat.

Recours exclusif et exclusions • Le recours exclusif des réclamations considérées comme étant valides sera la réparation, le remplacement ou le remboursement du produit. Cette garantie ne couvre pas les défauts causés par les accidents, les usages inappropriés ou abusifs de ce produit, les modifications non autorisées ou inadéquates, les réparations ou les manutentions non autorisées.

Comment obtenir du service • Les acheteurs doivent contacter le service à la clientèle de PDP au (800) 331-3844 (États-Unis et Canada seulement) ou +442036957905 (Royaume-Uni seulement) ou en visitant le site support.pdp.com ou support.pdp.eu.com. Nous répondons habituellement aux réclamations dans un délai de 24 heures ouvrables.

Vos droits en vertu des lois applicables • Cette garantie n'affecte pas les droits légaux des clients en vertu des lois applicables dans chaque état, province ou pays régissant la vente de biens de consommation.

ESPAÑOL GARANTÍA LIMITADA

- Cobertura y plazo** • PDP garantiza que este producto estará libre de defectos de fabricación durante dos años a partir de la fecha original de compra. Los defectos de fabricación son los defectos en los materiales o la mano de obra, sujetos a la determinación final del departamento de atención al cliente de PDP. Esta garantía se aplica solamente a los compradores originales con una prueba válida de compra en un distribuidor autorizado de PDP que muestre claramente la fecha de compra.
- Recurso exclusivo y exclusiones** • El recurso exclusivo para los reclamos válidos será la reparación, sustitución o devolución del producto. Esta garantía no cubre los defectos causados por accidentes, uso indebido o abusivo del producto, modificaciones, reparaciones o manipulación no autorizadas o incorrectas.
- Cómo obtener ayuda** • Los compradores deben ponerse en contacto con el departamento de atención al cliente de PDP al número (800) 331-3844 (EE. UU. y Canadá únicamente) o al número +442036957905 (Reino Unido únicamente), o pueden acceder a support.pdp.com o support.pdp.eu.com. En general, las preguntas se contestan durante el transcurso de las siguientes veinticuatro horas hábiles.
- Sus derechos según la ley aplicable** • Esta garantía no afecta los derechos legales de los clientes de acuerdo con las leyes estatales, provinciales o nacionales aplicables que rigen la venta de bienes de consumo.

PORTUGUÊS GARANTIA LIMITADA

- Cobertura e termo** • A PDP assegura que este produto estará livre de defeitos de fabricação durante dois anos a contar da data da compra. Defeitos de fabricação são os defeitos em materiais e/ou fabricação, sujeitos a aprovação final pelo departamento de atendimento ao cliente da PDP. Esta garantia se aplica somente aos compradores originais que tenham um comprovante de compra válido de uma loja autorizada pela PDP no qual conste a data da compra.
- Indenização exclusiva e exclusões** • A Indenização exclusiva para reclamações válidas será o reparo, substituição ou reembolso do produto. Esta garantia não cobre defeitos causados por acidentes, uso indevido ou abusivo do produto, manuseio, modificações ou reparos não autorizados ou indevidos.
- Como obter atendimento** • Os compradores devem entrar em contato com o departamento de atendimento ao cliente da PDP ligando para (800) 331-3844 (somente EUA e Canadá) ou +442036957905 (somente Reino Unido) ou acessando os sites support.pdp.com ou support.pdp.eu.com. As perguntas costumam ser respondidas em até 24 horas (horário comercial).
- Seus direitos conforme a lei aplicável** • Esta garantia não afeta os direitos legais dos consumidores conforme as leis estadual, provincial ou nacional referentes à venda de bens de consumo.

Argentina
AVH
Deheza 3189, C1429EBC CABA
Tel. 45450686
Tel. 66323284 ext. 273
Email: sac@avh.com.ar
Página web: www.avh.com.ar

Argentina
COMPUMUNDO S.A.
Camacua 46 | C.A.B.A. | CP 1406
Tel. +54 (011) 4632.0096
Email: cac@compumundo.com.ar
Página web: www.compumundo.com.ar

Brasil
HG DIGITAL SERVICE LTDA.
AVENIDA POMPEIA, 1522
SÃO PAULO - SP
CEP 050220-001 - VILA POMPEIA
BRASIL
Tel. (11) 3868-2658 / 3862-2516
Fax (11) 3875-1333
Email: hgdigital@hgdigital.com.br

Chile
SERVICIO TECNICO NINTENDO CHILE
LO ECHEVERS 311
PARQUE INDUSTRIAL, VESPUCCIO OESTE
QUILICURA
SANTIAGO, CHILE
Tel. +562-27147855
Email: st.nintendochile@vlat.com

Colombia
PUNTOS DE SERVICIOS S.A.
support.pdp-eu.com. As perguntas costumam ser respondidas em até 24 horas (horário comercial).

Perú
ELAUSSI E.I.R.L.
AVENIDA EX OSCAR BENAVIDES 4707
CALLAO, LIMA
Tel. (511) 619-7697/619-7698
Email: geX9@elauusi.com
Online: www.elauusi.com.pe

México
DISTRIBUIDORA GAMEXPRESS
55 36851100
JUAN SALVADOR AGRAZ #40,
PISO 7 (OFICINAS GAMEXPRESS) COL. LOMAS DE SANTA FE,
CUAJIMALPA 05348, CIUDAD DE MÉXICO.
Página Web: http://gameexpress.vg/contacto.php

Panamá
CENTREL DIGITAL
VIA RICARDO J. ALFARO,
FRENTE AL CENTRO COMERCIAL EL DORADO
PLAZA ALHAMBRA, LOCAL NO. 3 A Planta Alta
PANAMA CITY, PANAMA
Tel. (507) 279-0025
Email: carlos@centredigital.com