


INTERTEK TESTING SERVICE

Configuration Photographs

Radiated Emissions (9kHz - 1GHz) - Standby Mode

(Front View)



INTERTEK TESTING SERVICE

Configuration Photographs

Radiated Emissions (9kHz - 1GHz) - Standby Mode

(Back View)




INTERTEK TESTING SERVICE

Configuration Photographs

Radiated Emissions (9kHz - 1GHz) - Full Load

(Front View)




INTERTEK TESTING SERVICE

Configuration Photographs

Radiated Emissions (9kHz - 1GHz) - Full Load

(Back View)




INTERTEK TESTING SERVICE

Configuration Photographs

Conducted Emissions - Standby Mode

(Front View)



INTERTEK TESTING SERVICE

Configuration Photographs

Conducted Emissions - Standby Mode

(Left View)



INTERTEK TESTING SERVICE

Configuration Photographs

Conducted Emissions - Standby Mode

(Right View)



INTERTEK TESTING SERVICE

Configuration Photographs Conducted Emissions - Full Load (Front View)



(Left View)



(Right View)



INTERTEK TESTING SERVICE

Configuration Photographs

Worst-Case RF Exposure - Standby Mode



INTERTEK TESTING SERVICE

Configuration Photographs

Worst-Case RF Exposure - Full Load



The definition of location for RF exposure test

