

# Shanghai Smarfid Security Equipment Co., Ltd.

## Card Reader

Model:EM322


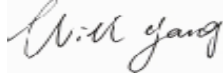
September 28, 2010  
Report No.: 1002838

(This report supersedes NONE)



Modifications made to the product : See Page 6

This Test Report is Issued Under the Authority of:

	
<b>Andy.Hao</b> Compliance Engineer	<b>Will.Yang</b> Technical Manager

This test report may be reproduced in full only.  
Test result presented in this test report is applicable to the representative sample only.

# EMC Test Report

SIEMIC, INC.  
Accessing global markets

TO: FCC Part 15 Subpart C: 2009, RSS-GEN Issue 2 June 2007



**SIEMIC, INC.**

Accessing global markets

Title: EMC Test Report for Card Reader  
Model: EM322  
To: FCC Part 15 Subpart C: 2009, RSS-GEN Issue 2 June 2007 , ANSI C63.4:2009

Serial#: 1002838  
Issue Date: September 28, 2010  
Page: 2 of 40  
[www.siemc.com](http://www.siemc.com)

---

This page has been left blank intentionally.



## CONTENTS

1	EXECUTIVE SUMMARY & EUT INFORMATION .....	4
2	TECHNICAL DETAILS .....	5
3	MODIFICATION .....	6
4	TEST SUMMARY .....	7
5	MEASUREMENTS, EXAMINATION AND DERIVED RESULTS .....	8
	ANNEX A. TEST INSTRUMENTATION & GENERAL PROCEDURES.....	14
	ANNEX B. EUT AND TEST SETUP PHOTOGRAPHS .....	16
	ANNEX C. TEST SETUP AND SUPPORTING EQUIPMENT.....	20
	ANNEX D. USER MANUAL / BLOCK DIAGRAM / SCHEMATICS / PART LIST .....	23
	ANNEX E. SIEMIC ACCREDITATION CERTIFICATES.....	24

# 1 Executive Summary & EUT Information

The purpose of this test program was to demonstrate compliance of the Shanghai Smarfid Security Equipment Co., Ltd. Card Reader, against the current Stipulated Standards. The Card Reader has demonstrated compliance with the FCC Part 15 Subpart C: 2009, RSS-GEN Issue 2 June 2007 .

## EUT Information

EUT Description	Card Reader
Model No	EM322
Serial No	N/A
Input Power	DC10-15V,70mA
Classification Per Stipulated Test Standard	Intentional Radiator

Additional Mode No.: EM522, HR322, HR522. These models look different, other identical.



## 2 TECHNICAL DETAILS

Purpose	Compliance testing of Card Reader with stipulated standards
Applicant / Client	Shanghai Smarfid Security Equipment Co., Ltd. Rm.206,4th Bldg,No.471 Guiping Road,Shanghai
Manufacturer	Shanghai Smarfid Security Equipment Co., Ltd. Rm.206,4th Bldg,No.471 Guiping Road,Shanghai
Laboratory performing the tests	SIEMIC Nanjing (China) Laboratories NO.2-1,Longcang Dadao, Yuhua Economic Development Zone, Nanjing, China Tel:+86(25)86730128/86730129 Fax:+86(25)86730127 Email:info@siemic.com
Test report reference number	1002838
Date EUT received	September 24,2010
Standard applied	FCC Part 15 Subpart C: 2009, RSS-GEN Issue 2 June 2007
Dates of test (from – to)	September 25-September 27, 2010
No of Units	#2
Equipment Category	Card Reader
Trade Name	Vitto
Microprocessor (s)	Unidentified
RF Operating Frequency (ies)	125 ± 0.01KHz
Clock/Oscillator Frequency (ies)	22.1184MHz,8MHz
Type of Modulation	ASK,BPSK
FCC ID	X3A-LFR
IC ID	9237A-LFR
Rated Output Power	DC10-15V,70mA
Port/Connectors	Power cord, 22AWG shielded cable



**SIEMIC, INC.**

Accessing global markets

Title: EMC Test Report for Card Reader

Model: EM322

To: FCC Part 15 Subpart C: 2009, RSS-GEN Issue 2 June 2007 , ANSI C63.4:2009

Serial#: 1002838

Issue Date: September 28, 2010

Page: 6 of 40

[www.siemc.com](http://www.siemc.com)

## 3 MODIFICATION

**None**

# 4 TEST SUMMARY

The product was tested in accordance with the following specifications.  
 All Testing has been performed according to below product classification:

**Intentional Radiator**

Test Results Summary

Emissions			
Test Standard	Description	Product Class	Pass / Fail
FCC Part 15 Subpart C: 2009, RSS-GEN Issue 2 June 2007	AC Line Conducted Emissions	N/A	N/A
FCC Part 15 Subpart C: 2009, RSS-GEN Issue 2 June 2007	Radiated Emissions	See Above	Pass



All measurement uncertainty is not taken into consideration for all presented test result.

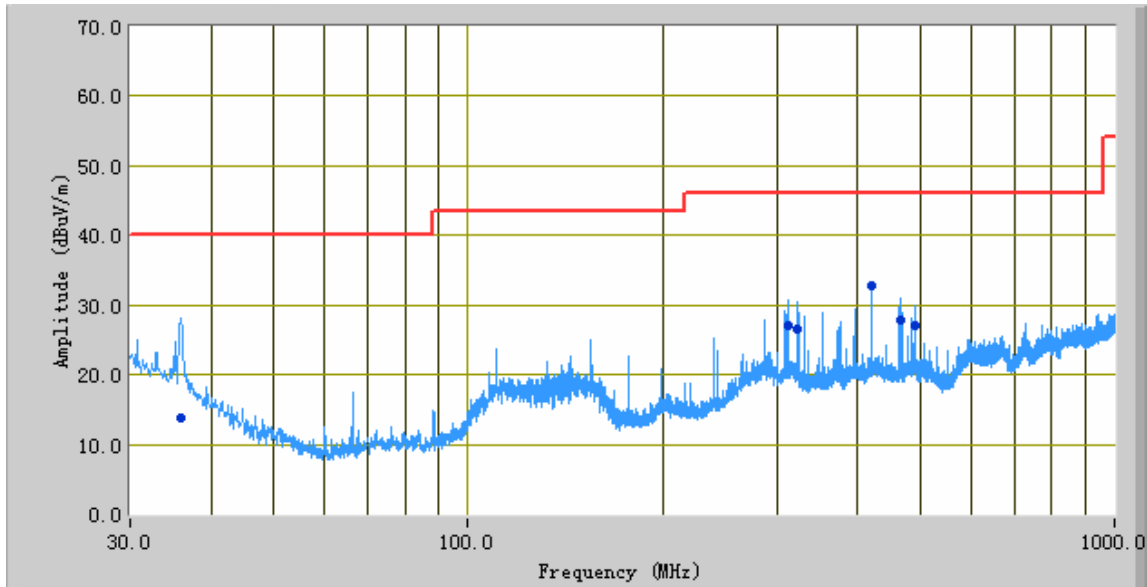






## Test Result



Peak Detector   
 Quasi Peak Limit 

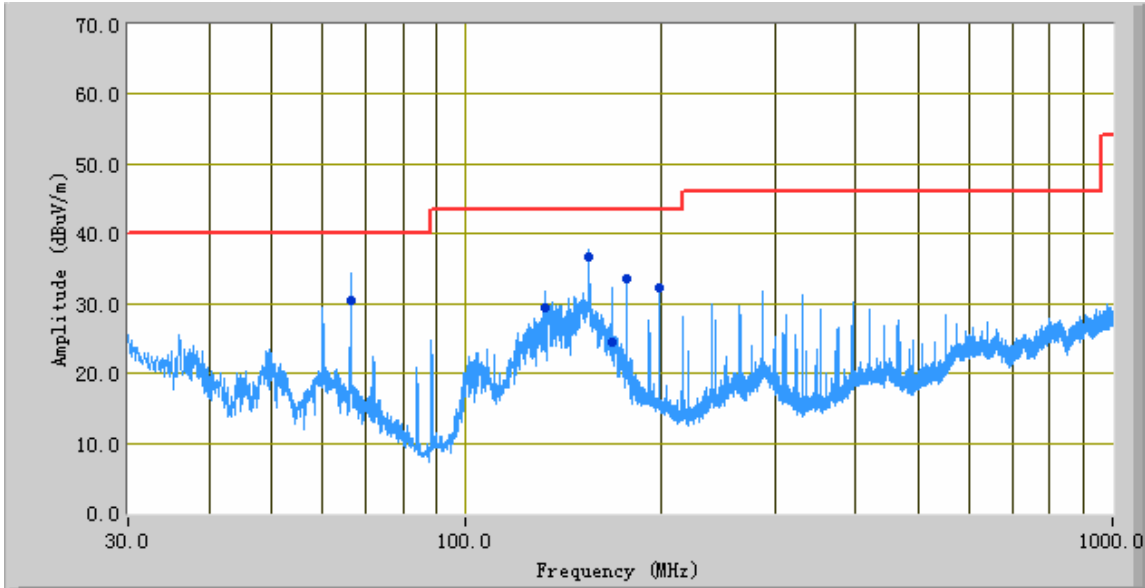


### Test Data

Frequency (MHz)	Quasi Peak (dBuV/m)	Azimuth	Polarity(H/V)	Height (cm)	Factors (dB)	Limit (dBuV/m)	Margin (dB)
36.06	13.92	357.00	H	389.00	-27.03	40.00	-26.08
420.23	32.72	303.00	H	281.00	-27.96	46.00	-13.28
468.18	27.72	324.00	H	100.00	-28.73	46.00	-18.28
312.14	26.99	333.00	H	108.00	-28.43	46.00	-19.01
324.11	26.52	323.00	H	101.00	-28.93	46.00	-19.48
492.13	27.19	312.00	H	105.00	-27.77	46.00	-18.81



Peak Detector   
Quasi Peak Limit 



**Test Data**

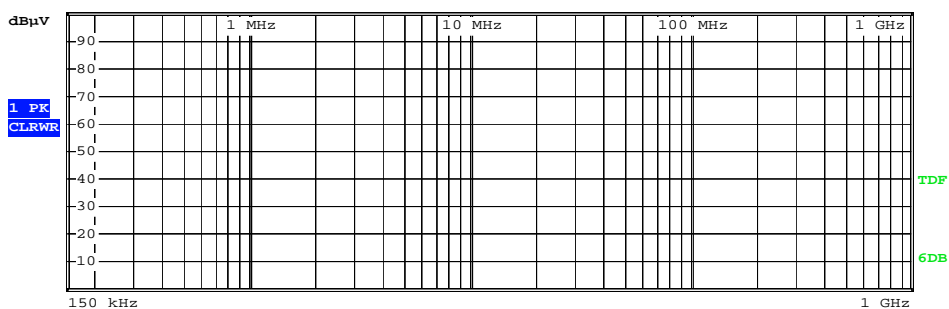
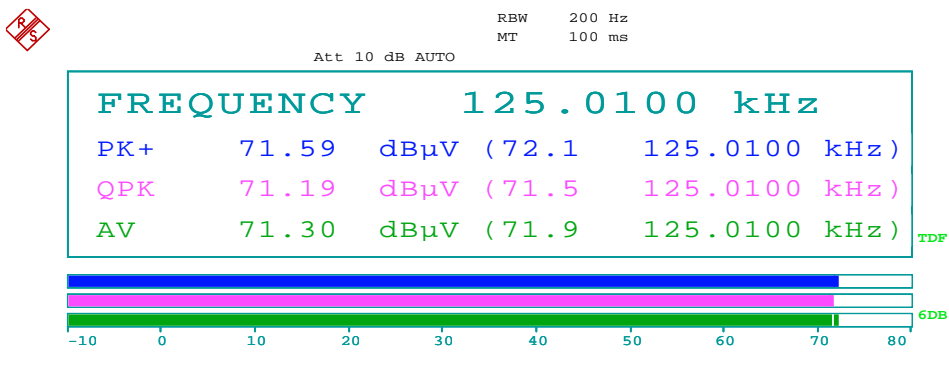
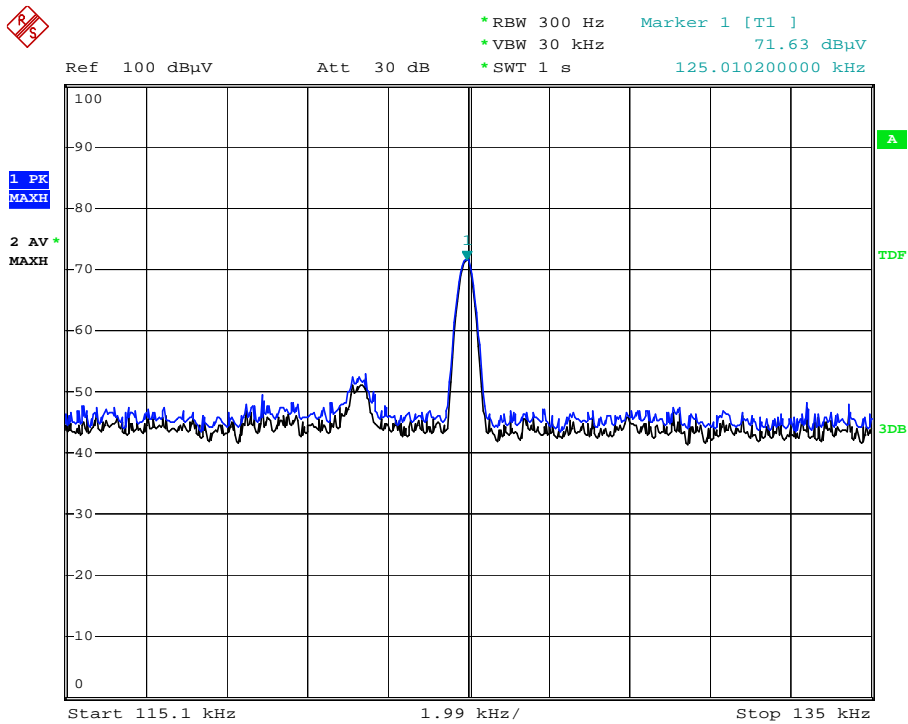
Frequency (MHz)	Quasi Peak (dBuV/m)	Azimuth	Polarity(H/V)	Height (cm)	Factors (dB)	Limit (dBuV/m)	Margin (dB)
66.35	30.35	233.00	V	116.00	-38.76	40.00	-9.65
154.84	36.70	232.00	V	100.00	-32.21	43.50	-6.80
176.94	33.59	82.00	V	104.00	-34.37	43.50	-9.91
199.06	32.14	131.00	V	101.00	-32.30	43.50	-11.36
167.91	24.37	231.00	V	105.00	-32.68	43.50	-19.13
132.69	29.37	232.00	V	104.00	-32.03	43.50	-14.13


## Test Result

### MEASUREMENTS AT 3 METRES DISTANCE

#### Test data for fundamental Frequency :

Frequency (KHz)	AVERAGE (dBuV)	LIMIT (dBuV)	MARGIN dB	Result
125.01	71.90	105.6	33.7	PASS





\*RBW 10 kHz    Marker 1 [T1 ]  
\*VBW 30 kHz    47.09 dBuV  
\*SWT 500 ms    15.254100000 MHz

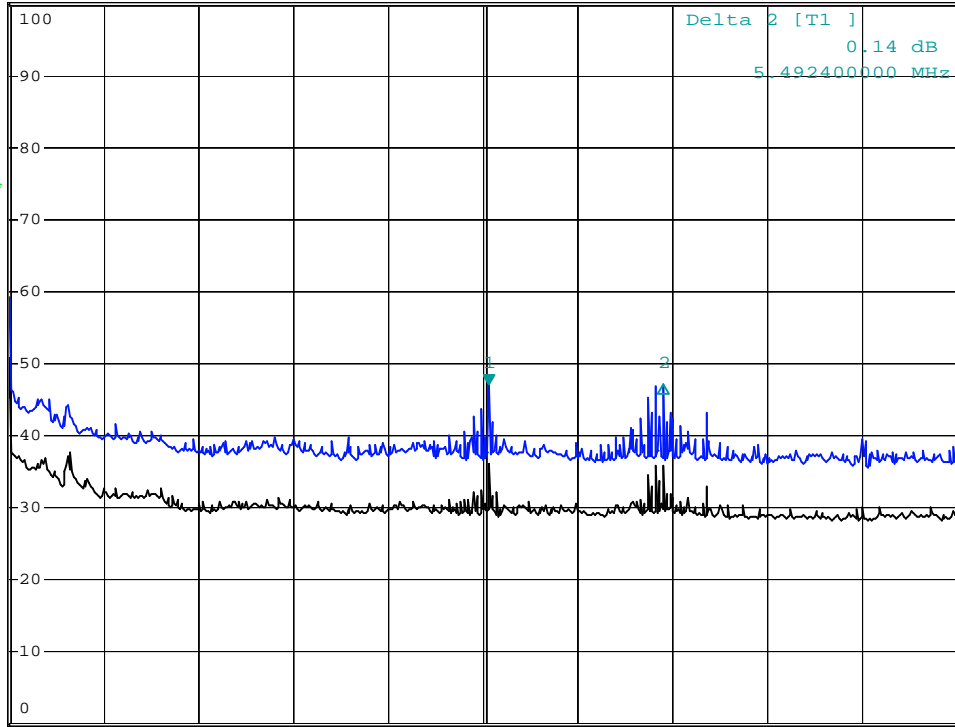
Ref 100 dBuV

Att 30 dB

Delta 2 [T1 ]

1 PK  
MAXH

2 AV \*  
MAXH



Center 15.075 MHz

2.985 MHz/

Span 29.85 MHz

**Test Data For Spurious emission :**

Frequency (MHz)	Peak (dBuV)	QP Limit (dBuV)	MARGIN dB	Result
15.2541	47.09	69.5	22.41	PASS
20.7465	47.23	69.5	22.27	PASS



## Annex A. TEST INSTRUMENTATION & GENERAL PROCEDURES

### Annex A.i. TEST INSTRUMENTATION

Instrument	Model	Serial #	Calibration Due
<b>Radiated Emissions</b>			
R&S Receiver	ESCI	101216	02/19/2011
Sunol Sciences, Inc. Antenna (30MHz~2GHz)	JB1	A112107	07/22/2011
HP Pre-Amplifier	8447F	1937A01160	04/24/2011
EMCO Passive Loop Antenna	6509	9909-1469	05/29/2011

**Annex A. ii. RADIATED EMISSIONS TEST DESCRIPTION**

**EUT Characterisation**

EUT characterisation, over the frequency range from 30MHz to 1GHz (for FCC tests, until the 5<sup>th</sup> harmonic for operating frequencies  $\geq 108$ MHz), was done in order to minimise radiated emissions testing time while still maintaining high confidence in the test results.

The EUT was placed in the chamber, at a height of about 0.8m on a support. Its radiated emissions frequency profile was observed, using a spectrum analyzer /receiver with the appropriate broadband antenna placed 3m away from the EUT. Radiated emissions from the EUT were maximised by rotating the turntable manually, changing the antenna polarisation and manipulating the EUT cables while observing the frequency profile on the spectrum analyzer / receiver. Frequency points at which maximum emissions occurred, clock frequencies and operating frequencies were then noted for the formal radiated emissions test at the Open Area Test Site (OATS) or EMC chamber.

**Test Set-up**

1. The EUT and supporting equipment were set up in accordance with the requirements of the standard on top of a 0.8m high, non-metallic Table as shown in Annex B.
2. The filtered power supply for the EUT and supporting equipment were tapped from the appropriate power sockets located on the turntable.
3. The relevant broadband antenna was set at the required test distance away from the EUT and supporting equipment boundary.

**Test Method**

1. The EUT was switched on and allowed to warm up to its normal operating condition.
2. The test was carried out at the selected frequency points obtained from the EUT characterisation. Maximization of the emissions, was carried out by rotating the EUT, changing the antenna polarization, and adjusting the antenna height in the following manner:
  - a. Vertical or horizontal polarisation (whichever gave the higher emission level over a full rotation of the EUT) was chosen.
  - b. The EUT was then rotated to the direction that gave the maximum emission.
  - c. Finally, the antenna height was adjusted to the height that gave the maximum emission.
3. A Quasi-peak measurement was then made for that frequency point.
4. Steps 2 and 3 were repeated for the next frequency point, until all selected frequency points were measured.
5. The frequency range covered was from 30MHz to 1GHz (for FCC tests, until the 5<sup>th</sup> harmonic for operating frequencies  $\geq 108$ MHz), using the Biconical antenna for frequencies from 30MHz to 230MHz, Log-periodical antenna for frequencies from 230MHz to 1GHz, and the Horn antenna above 1GHz.

**Sample Calculation Example**

At 300 MHz	limit = 200 $\mu$ V/m = 46.00 dB $\mu$ V/m
Log-periodic antenna factor & cable loss at 300 MHz = 18.50 dB	
Q-P reading obtained directly from EMI Receiver = 40.00 dB $\mu$ V/m (Calibrated level including antenna factors & cable losses)	
Therefore, Q-P margin = 46.00 – 40.00 = 6.00	i.e. <b>6 dB below limit</b>




**SIEMIC, INC.**  
Accessing global markets

Title: EMC Test Report for Card Reader  
Model: EM322  
To: FCC Part 15 Subpart C: 2009, RSS-GEN Issue 2 June 2007 , ANSI C63.4:2009

Serial#: 1002838  
Issue Date: September 28, 2010  
Page: 16 of 40  
www.siemc.com

## Annex B. EUT AND TEST SETUP PHOTOGRAPHS

### Annex B.i. Photograph 1: EUT External Photo







**Annex B.ii. Photograph 2: EUT Internal Photo**



Main Board Top View



Main Board Back View



Key Board Back View



Key Board Top View



**SIEMIC, INC.**

Accessing global markets


Title: EMC Test Report for Card Reader  
Model: EM322  
To: FCC Part 15 Subpart C: 2009, RSS-GEN Issue 2 June 2007 , ANSI C63.4:2009

Serial#: 1002838  
Issue Date: September 28, 2010  
Page: 19 of 40  
www.siemic.com

**Annex B.iii. Photograph 2: Test setup Photo**



Radiated Emissions Test Set-up Front View



Radiated Emissions Test Set-up Rear View



## **Annex C. TEST SETUP AND SUPPORTING EQUIPMENT**

### **EUT TEST CONDITIONS**

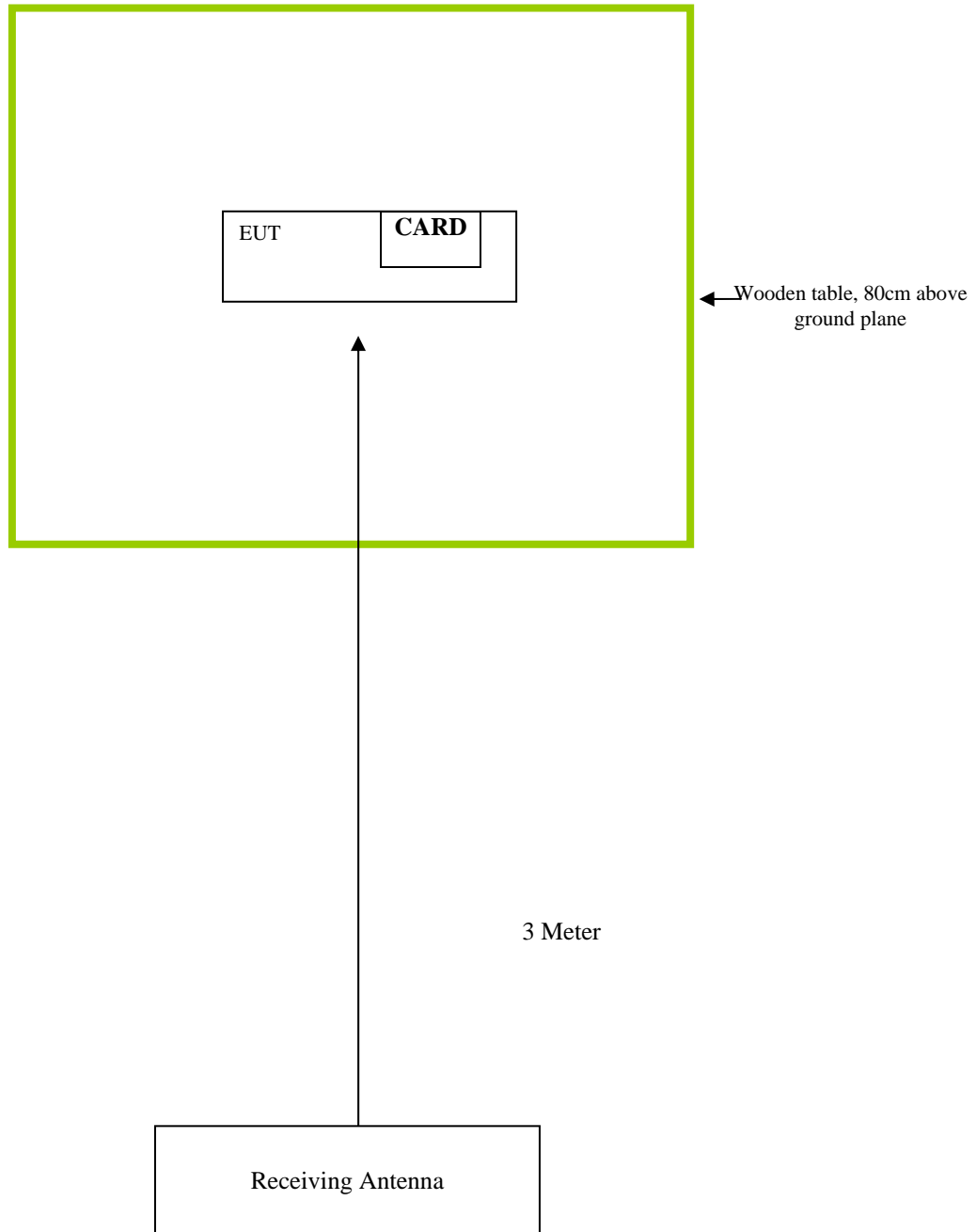
#### **Annex C. i. SUPPORTING EQUIPMENT DESCRIPTION**

The following is a description of supporting equipment and details of cables used with the EUT.

<b>Equipment Description (Including Brand Name)</b>	<b>Model &amp; Serial Number</b>	<b>Cable Description (List Length, Type &amp; Purpose)</b>
125KHz CARD	N/A	N/A



## Block Diagram Of Test Set-up





## **Annex C.ii. EUT OPERATING CONDITIONS**

The following is the description of how the EUT is exercised during testing.

Test	Description Of Operation
Emissions	The EUT is running continuously to stimulate the worst case.



**SIEMIC, INC.**  
Accessing global markets

Title: EMC Test Report for Card Reader  
Model: EM322  
To: FCC Part 15 Subpart C: 2009, RSS-GEN Issue 2 June 2007 , ANSI C63.4:2009

Serial#: 1002838  
Issue Date: September 28, 2010  
Page: 23 of 40  
[www.siemc.com](http://www.siemc.com)

## **Annex D. USER MANUAL / BLOCK DIAGRAM / SCHEMATICS / PART LIST**

**Please see attachment**

**Annex E. SIEMIC ACCREDITATION CERTIFICATES**

**SIEMIC ACREDITATION DETAILS: A2LA Certificate Number: 2742.01**

		THE AMERICAN ASSOCIATION FOR LABORATORY ACCREDITATION
<b>ACCREDITED LABORATORY</b>		
A2LA has accredited <b>SIEMIC LABORATORIES</b> San Jose, CA for technical competence in the field of <b>Electrical Testing</b>		
This laboratory is accredited in accordance with the recognized International Standard ISO/IEC 17025:2005 <i>General Requirements for the Competence of Testing and Calibration Laboratories</i> . This accreditation demonstrates technical competence for a defined scope and the operation of a laboratory quality management system (refer to joint ISO-ILAC-IAF Communiqué dated 18 June 2005).		
	Presented this 11th day of July 2008.  President For the Accreditation Council Certificate Number 2742.01 Valid to September 30, 2010	
For the tests or types of tests to which this accreditation applies, please refer to the laboratory's Electrical Scope of Accreditation.		

	THE AMERICAN ASSOCIATION FOR LABORATORY ACCREDITATION
<b>ACCREDITED PRODUCT CERTIFICATION BODY</b>	
A2LA has accredited <b>SIEMIC INC.</b> San Jose, CA for technical competence as a <b>Product Certification Body</b>	
This product certification body is accredited in accordance with the recognized International Standard ISO/IEC Guide 65:1996 <i>General requirements for bodies operating product certification systems</i> . This accreditation demonstrates technical competence for a defined scope and the operation of a quality management system for a Telecommunications Certification Body (TCB) meeting FCC (U.S.), IDA (Singapore) and IC (Canada) requirements.	
	Presented this 9 <sup>th</sup> day of January 2009.  President For the Accreditation Council Certificate Number: 2742.02 Valid to: September 30, 2010
For the product certification schemes to which this accreditation applies, please refer to the certification body's Scope of Accreditation.	



SCOPE OF ACCREDITATION TO ISO/IEC GUIDE 65:1996

SIEMIC INC.  
2206 Ringwood Ave.  
San Jose, CA 95131  
Mr. Snell Leong (Authorized Representative) Phone: 408 526 1188  
[www.siemic.com](http://www.siemic.com)

PRODUCT CERTIFICATION CONFORMITY ASSESSMENT BODY (CAB)

Valid to: September 30, 2010

Certificate Number: 2742.02

In recognition of the successful completion of the A2LA Certification Body Accreditation Program evaluation, including the US Federal Communications Commission (FCC), Industry Canada (IC) and Singapore (IDA) requirements for the indicated types of product certifications, accreditation is granted to this organization to perform the following product certification schemes:

<u>Economy</u>	<u>Scope</u>
----------------	--------------

**Federal Communication Commission - (FCC)**

Unlicensed Radio Frequency Devices	A1, A2, A3, A4
Licensed Radio Frequency Devices	B1, B2, B3, B4
Telephone Terminal Equipment	C

*\*Please refer to FCC TCB Program Roles and Responsibilities, v04, released February 14, 2008 detailing scopes, roles and responsibilities. <http://www.fcc.gov/oet/ea/FCC-Overview-TCB-Program.pdf>*

**Industry Canada - (IC)**

Radio	All Radio Standards Specifications (RSS) in Category I Equipment Standards List Radio
-------	--

*\*Please refer to Industry Canada (IC) website at: [http://www.ic.gc.ca/epic/site/smt-gst.nsf/en/h\\_sf01342e.html](http://www.ic.gc.ca/epic/site/smt-gst.nsf/en/h_sf01342e.html)*

**IDA – Singapore**

Line Terminal Equipment	All Technical Specifications for Line Terminal Equipment – Table 1 of IDA MRA Recognition Scheme: 2008, Annex 2
Radio-Communication Equipment	All Technical Specifications for Radio-Communication Equipment – Table 2 of IDA MRA Recognition Scheme: 2008, Annex 2

*\*Please refer to Info-Communication Development Authority (iDA) Singapore website at:  
[http://www.ida.gov.sg/doc/Policies%20and%20Regulation/Policies\\_and\\_Regulation\\_Level2/20060609145118/MRARecScheme.pdf](http://www.ida.gov.sg/doc/Policies%20and%20Regulation/Policies_and_Regulation_Level2/20060609145118/MRARecScheme.pdf)*

**SIEMIC ACREDITATION DETAILS: FCC Test Site Registration No. 783147**

**FEDERAL COMMUNICATIONS COMMISSION**

**Laboratory Division  
7435 Oakland Mills Road  
Columbia, MD 21046**

December 20, 2007

Registration Number: 783147

SIEMIC Laboratories  
2206 Ringwood Avenue,  
San Jose, CA 95131

Attention: Leslie Bai

Re: Measurement facility located at San Jose  
3 & 10 meter site  
Date of Renewal: December 20, 2007

Dear Sir or Madam:

Your request for renewal of the registration of the subject measurement facility has been received. The information submitted has been placed in your file and the registration has been renewed. The name of your organization will remain on the list of facilities whose measurement data will be accepted in conjunction with applications for Certification under Parts 15 or 18 of the Commission's Rules. Please note that the file must be updated for any changes made to the facility and the registration must be renewed at least every three years.

Measurement facilities that have indicated that they are available to the public to perform measurement services on a fee basis may be found on the FCC website [www.fcc.gov](http://www.fcc.gov) under E-Filing, OET Equipment Authorization Electronic Filing, Test Firms.

Sincerely,

Phyllis Parrish  
Industry Analyst

**SIEMIC ACREDITATION DETAILS: Industry of Canada CAB ID : US0160**



**UNITED STATES DEPARTMENT OF COMMERCE**  
**National Institute of Standards and Technology**  
Gaithersburg, Maryland 20899

March 4, 2009

Mr. Leslie Bai  
SIEMIC, Inc.  
2206 Ringwood Avenue  
San Jose, CA 95131

Dear Mr. Bai:

NIST is pleased to inform you that your laboratory has been recognized by Industry Canada (IC), under the Asia Pacific Economic Cooperation for Telecommunications Equipment Mutual Recognition Arrangement (APEC Tel MRA). Your laboratory is now designated to act as a Conformity Assessment Body (CAB) under Appendix B, **Phase I** Procedures, of the APEC Tel MRA. The pertinent information about your laboratory's designation is as follows:

CAB Name: SIEMIC, Inc.  
Physical Location: 2206 Ringwood Avenue, San Jose, CA 95131 USA  
Identification No.: US0160  
Recognized Scope: CS-03 Part I, II, V, VI, VII and VIII

You may submit test data to IC to verify that the equipment to be imported into Canada satisfies the applicable requirements. The designation of your organization will remain in force as long as its accreditation for the designated scope remains valid and comply with the designation requirements.

Recognized CABs are listed on the NIST website at <http://ts.nist.gov/mra>. Please contact Ms. Ramona Saar at (301) 975-5521 or [ramona.saar@nist.gov](mailto:ramona.saar@nist.gov) if you have any questions.

Sincerely,

David F. Alderman  
Group Leader, Standards Coordination and Conformity Group  
Standards Services Division

Enclosure

cc: CAB Program Manager

**SIEMIC ACREDITATION DETAILS: Industry of Canada Test Site Registration No. 4842-1**



May 23rd, 2008

OUR FILE: 46405-4842  
Submission No: 126429

Siemic Inc.  
2206 Ringwood Ave.  
San Jose CA 95131  
USA

**Attention:** Leslie Bai

Dear Sir/Madame:

The Bureau has received your application for the registration / renewal of a 3/10m OATS. Be advised that the information received was satisfactory to Industry Canada. The following number(s) is now associated to the site(s) for which registration / renewal was sought (**4842A-1**). Please reference the appropriate site number in the body of test reports containing measurements performed on the site. In addition, please be informed that the Bureau is now utilizing a **new site numbering scheme** in order to simplify the electronic filing process. Our goal is to reduce the number of secondary codes associated to one particular company. The following changes have been made to your record.

- Your primary code is: **4842**
- The company number associated to the site(s) located at the above address is: **4842A**
- The table below is a summary of the changes made to the unique site registration number(s):

New Site Number	Obsolete Site Number	Description of Site	Expiry Date (YYYY-MM-DD)
4842A-1	4842-1	3m Chamber	2010-05-23

Furthermore, to obtain or renew a unique site number, the applicant shall demonstrate that the site has been accredited to ANSI C63.4-2003 or later. A scope of accreditation indicating the accreditation by a recognized accreditation body to ANSI C63.4-2003 shall be accepted. Please indicate in a letter the previous assigned site number if applicable and the type of site (example: 3 meter OATS or 3 meter chamber). If the test facility is not accredited to ANSI C63.4-2003 or later, the test facility shall submit test data demonstrating full compliance with the ANSI standard. The Bureau will evaluate the filing to determine if recognition shall be granted.

The frequency for re-validation of the test site and the information that is required to be filed or retained by the testing party shall comply with the requirements established by the accrediting organization. However, in all cases, test site re-validation shall occur on an interval not to exceed two years. There is no fee or form associated with an OATS filing. OATS submissions are encouraged to be submitted electronically to the Bureau using the following URL;  
[http://strategis.ic.gc.ca/epic/internet/inceb-bhst.nsf/en/h\\_tt00052e.html](http://strategis.ic.gc.ca/epic/internet/inceb-bhst.nsf/en/h_tt00052e.html).

If you have any questions, you may contact the Bureau by e-mail at [certification.bureau@ic.gc.ca](mailto:certification.bureau@ic.gc.ca)  
Please reference our file and submission number above for all correspondence.

Yours sincerely,



S. Proulx  
Test & Measurement Specialist  
Certification and Engineering Bureau  
3701 Carling Ave., Building 94  
Ottawa, Ontario K2H 8S2



**SIEMIC, Inc.**

Accessing global markets

Title: EMC Test Report for Card Reader  
Model: EM322  
To: FCC Part 15 Subpart C: 2009, RSS-GEN Issue 2 June 2007 , ANSI C63.4:2009

Serial#: 1002838  
Issue Date: September 28, 2010  
Page: 29 of 40  
www.siemic.com

**SIEMIC ACREDITATION DETAILS: FCC DOC CAB Recognition : US1109**

**FEDERAL COMMUNICATIONS COMMISSION**

**Laboratory Division  
7435 Oakland Mills Road  
Columbia, MD 21046**

August 28, 2008

Siemic Laboratories  
2206 Ringwood Ave.,  
San Jose, CA 95131

Attention: Leslie Bai

Re: Accreditation of Siemic Laboratories

Designation Number: US1109  
Test Firm Registration #: 540430

Dear Sir or Madam:

We have been notified by American Association for Laboratory Accreditation that Siemic Laboratories has been accredited as a Conformity Assessment Body (CAB).

At this time Siemic Laboratories is hereby designated to perform compliance testing on equipment subject to Declaration Of Conformity (DOC) and Certification under Parts 15 and 18 of the Commission's Rules.

This designation will expire upon expiration of the accreditation or notification of withdrawal of designation.

Sincerely,

George Tannahill  
Electronics Engineer

**SIEMIC ACREDITATION DETAILS: Australia CAB ID : US0160**



**UNITED STATES DEPARTMENT OF COMMERCE  
National Institute of Standards and Technology**  
Gaithersburg, Maryland 20899-

November 20, 2008

Mr. Leslie Bai  
SIEMIC, Inc.  
2206 Ringwood Avenue  
San Jose, CA 95131

Dear Mr. Bai:

NIST is pleased to inform you that your laboratory has been recognized by the Australian Communications and Media Authority (ACMA) under the Asia Pacific Economic Cooperation for Telecommunications Equipment Mutual Recognition Arrangement (APEC Tel MRA). Your laboratory is now designated to act as a Conformity Assessment Body (CAB) under Appendix B, **Phase I** Procedures, of the APEC Tel MRA. The pertinent information about your laboratory's designation is as follows:

CAB Name: Siemic, Inc.  
Physical Location: 2206 Ringwood Avenue, San Jose, CA 95131  
Identification No.: US0160  
Recognized Scope: EMC: AS/NZS 4251.1 (until 5/31/2009), AS/NZS 4251.2 (until 5/31/2009), AS/NZS CISPR 11, AS/NZS CISPR 14.1, AS/NZS CISPR 22, AS/NZS 61000.6.3, AS/NZS 61000.6.4  
Radiocommunications: AS/NZS 4281, AS/NZS 4268, AS/NZS 4280.1, AS/NZS 4280.2, AS/NZS 4295, AS/NZS 4582, AS/NZS 4583, AS/NZS 4769.1, AS/NZS 4769.2, AS/NZS 4770, AS/NZS 4771  
Telecommunications: AS/ACIF S002:05, AS/ACIF S003:06, AS/ACIF S004:06, AS/ACIF S006:01, AS/ACIF S016:01, AS/ACIF S031:01, AS/ACIF S038:01, AS/ACIF S040:01, AS/ACIF S041:05, AS/ACIF S043.2:06, AS/NZS 60950.1

You may submit test data to ACMA to verify that the equipment to be imported into Australia satisfies the applicable requirements. The designation of your organization will remain in force as long as its accreditation for the designated scope remains valid and comply with the designation requirements. Recognized CABs are listed on the NIST website at <http://ts.nist.gov/mra>. Please contact Ms. Ramona Saar, at (301) 975-5521 or [ramona.saar@nist.gov](mailto:ramona.saar@nist.gov) if you have questions.

Sincerely,

David F. Alderman  
Group Leader, Standards Coordination and Conformity Group  
Standards Services Division

Enclosure

cc: Snell Leong, Siemic, Inc.; Ramona Saar, NIST



**SIEMIC ACREDITATION DETAILS: Korea CAB ID: US0160**



**UNITED STATES DEPARTMENT OF COMMERCE**  
**National Institute of Standards and Technology**  
Gaithersburg, Maryland 20899-

October 1, 2008

Mr. Leslie Bai  
SIEMIC, Inc.  
2206 Ringwood Avenue  
San Jose, CA 95131

Dear Mr. Bai:

NIST is pleased to inform you that your laboratory has been recognized by the Radio Research Agency (RRA) Korea Communications Commission (KCC) under the Asia Pacific Economic Cooperation for Telecommunications Equipment Mutual Recognition Arrangement (APEC Tel MRA). Your laboratory is now designated to act as a Conformity Assessment Body (CAB) under Appendix B, **Phase I** Procedures, of the APEC Tel MRA. The pertinent information about your laboratory's designation is as follows:

CAB Name: SIEMIC, Inc.  
Physical Location: 2206 Ringwood Avenue, San Jose, CA 95131  
Identification No.: US0160  
Recognized Scope: **EMI:** KCC Notice 2008-39, RRL Notice 2008-3: CA Procedures for EMI  
KN22: Test Method for EMI  
**EMS:** KCC Notice 2008-38, RRL Notice 2008-4: CA Procedures for EMS  
KN24, KN-61000-4-2, -4-3, -4-4, -4-5, -4-6, -4-8, -4-11: Test Method for EMS  
**Wireless:** RRL Notice 2008-26, RRL Notice 2008-2, RRL Notice 2008-10,  
RRL Notice 2007-49, RRL Notice 2007-20, RRL Notice 2007-21,  
RRL Notice 2007-80, RRL Notice 2004-68  
**Wired:** President Notice 20664, RRL Notice 2007-30,  
RRL Notice 2008-7 with attachments 1, 3, 5, 6  
President Notice 20664, RRL Notice 2008-7 with attachment 4

You may submit test data to RRA/KCC to verify that the equipment to be imported into Korea satisfies the applicable requirements. The designation of your organization will remain in force as long as its accreditation for the designated scope remains valid and comply with the designation requirements.

Recognized CABs are listed on the NIST website at <http://ts.nist.gov/mra>. If you have any questions please contact Ramona Saar at (301) 975-5521 or [ramona.saar@nist.gov](mailto:ramona.saar@nist.gov).

Sincerely,

David F. Alderman  
Group Leader, Standards Coordination and Conformity Group  
Standards Services Division

Enclosure

cc: Ramona Saar





**SIEMIC, Inc.**  
Accessing global markets

Title: EMC Test Report for Card Reader  
Model: EM322  
To: FCC Part 15 Subpart C: 2009, RSS-GEN Issue 2 June 2007 , ANSI C63.4:2009

Serial#: 1002838  
Issue Date: September 28, 2010  
Page: 32 of 40  
www.sieminc.com

**SIEMIC ACREDITATION DETAILS: Taiwan BSMI Accreditation No. SL2-IN-E-1130R**



**UNITED STATES DEPARTMENT OF COMMERCE**  
**National Institute of Standards and Technology**  
Gaithersburg, Maryland 20885

May 3, 2006

Mr. Leslie Bai  
SIEMIC Laboratories  
2206 Ringwood Avenue  
San Jose, CA 95131

Dear Mr. Bai:

I am pleased to inform you that your laboratory has been recognized by the Chinese Taipei's Bureau of Standards, Metrology, and Inspection (BSMI) under the Asia Pacific Economic Cooperation (APEC) Mutual Recognition Arrangement (MRA). Your laboratory is now designated to act as a Conformity Assessment Body (CAB) under Appendix B, **Phase I** Procedures, of the APEC Tel MRA. You may submit test data to BSMI to verify that the equipment to be imported into Chinese Taipei satisfies the applicable requirements. The designation of your organization will remain in force as long as its accreditation for the designated scope remains valid and comply with the designation requirements. The pertinent designation information is as follows:

- BSMI number: **SL2-IN-E-1130R** (Must be applied to the test reports)
- U.S. Identification No: **US0160**
- Scope of Designation: **CNS 13438**
- Authorized signatory: **Mr. Leslie Bai**

The names of all recognized CABs will be posted on the NIST website at <http://ts.nist.gov/mra>. If you have any questions, please contact Mr. Dhillon at 301-975-5521. We appreciate your continued interest in our international conformity assessment activities.

Sincerely,

David F. Alderman  
Group Leader, Standards Coordination and Conformity Group

cc: Jogindar Dhillon

**NIST**





**SIEMIC, Inc.**

Accessing global markets

Title: EMC Test Report for Card Reader  
Model: EM322  
To: FCC Part 15 Subpart C: 2009, RSS-GEN Issue 2 June 2007, ANSI C63.4:2009

Serial#: 1002838  
Issue Date: September 28, 2010  
Page: 33 of 40  
www.sieminc.com

**SIEMIC ACREDITATION DETAILS: Taiwan NCC CAB ID: US0160**



**UNITED STATES DEPARTMENT OF COMMERCE**  
**National Institute of Standards and Technology**  
Gaithersburg, Maryland 20899

November 25, 2008

Mr. Leslie Bai  
SIEMIC, Inc.  
2206 Ringwood Avenue  
San Jose, CA 95131

Dear Mr. Bai:

NIST is pleased to inform you that your laboratory has been recognized by the National Communications Commission (NCC) for the requested scope expansion under the Asia Pacific Economic Cooperation for Telecommunications Equipment Mutual Recognition Arrangement (APEC Tel MRA). Your laboratory is designated to act as a Conformity Assessment Body (CAB) under Appendix B, **Phase I** Procedures, of the APEC Tel MRA. The pertinent information about your laboratory's designation is as follows:

CAB Name: SIEMIC, Inc.  
Physical Location: 2206 Ringwood Avenue, San Jose, CA 95131  
Identification No.: US0160  
Current Scope: LP0002  
Additional Scope: PSTN01, ADSL01, ID0002, IS6100 and CNS 14336

You may submit test data to NCC to verify that the equipment to be imported into China satisfies the applicable requirements. The designation of your organization will remain in force as long as its accreditation for the designated scope remains valid and comply with the designation requirements.

Recognized CABs are listed on the NIST website at <http://ts.nist.gov/mra>. If you have any questions please contact Ramona Saar at (301) 975-5521 or [ramona.saar@nist.gov](mailto:ramona.saar@nist.gov).


Sincerely,

David F. Alderman  
Group Leader, Standards Coordination and Conformity Group  
Standards Services Division

Enclosure

cc: Ramona Saar

**NIST**



**SIEMIC, Inc.**

Accessing global markets

Title: EMC Test Report for Card Reader  
Model: EM322  
To: FCC Part 15 Subpart C: 2009, RSS-GEN Issue 2 June 2007 , ANSI C63.4:2009

Serial#: 1002838  
Issue Date: September 28, 2010  
Page: 34 of 40  
www.siemic.com

## SIEMIC ACREDITATION DETAILS: Mexico NOM Recognition



CAMARA NACIONAL  
DE LA INDUSTRIA  
ELECTRONICA, DE  
TELECOMUNICACIONES  
E INFORMATICA

### Laboratorio Valentín V. Rivero

México D.F. a 18 de octubre de 2006.

**LESLIE BAI  
DIRECTOR OF CERTIFICATION  
SIEMIC LABORATORIES, INC.  
ACCESSING GLOBAL MARKETS  
P R E S E N T E**

En contestación a su escrito de fecha 5 de septiembre del año en curso, le comento que estamos muy interesados en su intención de firmar un Acuerdo de Reconocimiento Mutuo, para lo cual adjunto a este escrito encontrara el Acuerdo en idioma inglés y español prellenado de los cuales le pido sea revisado y en su caso corregido, para que si está de acuerdo poder firmarlo para mandarlo con las autoridades Mexicanas para su visto bueno y así poder ejercer dicho acuerdo.

Aprovecho este escrito para mencionarle que nuestro intermediario gestor será la empresa Isotel de México, S. A. de C. V., empresa que ha colaborado durante mucho tiempo con nosotros en lo relacionado a la evaluación de la conformidad y que cuenta con amplia experiencia en la gestión de la certificación de cumplimiento con Normas Oficiales Mexicanas de producto en México.

Me despido de usted enviándole un cordial saludo y esperando sus comentarios al Acuerdo que nos ocupa.

Atentamente:

  
**Ing. Faustino Sánchez González  
Gerente Técnico del Laboratorio de  
CANIETI**

Culiacán 71  
Hacienda Contessa  
08100 México, D.F.  
Tel. 5264-0008 con 12 líneas  
Fax 5264-0488  
www.canietit.org

**SIEMIC ACREDITATION DETAILS: Hong Kong OFTA CAB ID : US0160**



**UNITED STATES DEPARTMENT OF COMMERCE**  
**National Institute of Standards and Technology**  
Gaithersburg, Maryland 20899-

December 8, 2008

Mr. Leslie Bai  
SIEMIC, Inc.  
2206 Ringwood Avenue  
San Jose, CA 95131

Dear Mr. Bai:

NIST is pleased to inform you that your laboratory has been recognized by the Office of the Telecommunications Authority (OFTA) under the Asia Pacific Economic Cooperation for Telecommunications Equipment Mutual Recognition Arrangement (APEC Tel MRA). Your laboratory is now designated to act as a Conformity Assessment Body (CAB) under Appendix B, **Phase I** Procedures, of the APEC Tel MRA. The pertinent information about your laboratory's designation is as follows:

CAB Name: SIEMIC, Inc.  
Physical Location: 2206 Ringwood Avenue, San Jose, California 95131 USA  
Identification No.: US0160  
Recognized Scope: **Radio:** HKTA 1002, 1007, 1008, 1010, 1015, 1016, 1020, 1022, 1026, 1027, 1029, 1030, 1031, 1032, 1033, 1034, 1035, 1036, 1037, 1039, 1041, 1042, 1043, 1044, 1046, 1047, 1048, 1049, 1051  
**Telecom:** HKTA 2011, 2012, 2013, 2014, 2017, 2018, 2022, 2024, 2026, 2027, 2028, 2029, 2030, 2031, 2032, 2033

You may submit test data to OFTA to verify that the equipment to be imported into Hong Kong satisfies the applicable requirements. The designation of your organization will remain in force as long as its accreditation for the designated scope remains valid and comply with the designation requirements.

Recognized CABs are listed on the NIST website at <http://ts.nist.gov/mra>. If you have any questions please contact Ramona Saar at (301) 975-5521 or [ramona.saar@nist.gov](mailto:ramona.saar@nist.gov).

Sincerely,

David F. Alderman  
Group Leader, Standards Coordination and Conformity Group  
Standards Services Division

Enclosure

cc: Ramona Saar



**SIEMIC ACREDITATION DETAILS: Australia ACMA CAB ID: US0160**



**UNITED STATES DEPARTMENT OF COMMERCE**  
**National Institute of Standards and Technology**  
Gaithersburg, Maryland 20899

November 20, 2008

Mr. Leslie Bai  
SIEMIC, Inc.  
2206 Ringwood Avenue  
San Jose, CA 95131

Dear Mr. Bai:

NIST is pleased to inform you that your laboratory has been recognized by the Australian Communications and Media Authority (ACMA) under the Asia Pacific Economic Cooperation for Telecommunications Equipment Mutual Recognition Arrangement (APEC Tel MRA). Your laboratory is now designated to act as a Conformity Assessment Body (CAB) under Appendix B, **Phase I** Procedures, of the APEC Tel MRA. The pertinent information about your laboratory's designation is as follows:

CAB Name: Siemic, Inc.  
Physical Location: 2206 Ringwood Avenue, San Jose, CA 95131  
Identification No.: US0160  
Recognized Scope: EMC: AS/NZS 4251.1 (until 5/31/2009), AS/NZS 4251.2 (until 5/31/2009), AS/NZS CISPR 11, AS/NZS CISPR 14.1, AS/NZS CISPR 22, AS/NZS 61000.6.3, AS/NZS 61000.6.4  
Radiocommunications: AS/NZS 4281, AS/NZS 4268, AS/NZS 4280.1, AS/NZS 4280.2, AS/NZS 4295, AS/NZS 4582, AS/NZS 4583, AS/NZS 4769.1, AS/NZS 4769.2, AS/NZS 4770, AS/NZS 4771  
Telecommunications: AS/ACIF S002:05, AS/ACIF S003:06, AS/ACIF S004:06, AS/ACIF S006:01, AS/ACIF S016:01, AS/ACIF S031:01, AS/ACIF S038:01, AS/ACIF S040:01, AS/ACIF S041:05, AS/ACIF S043.2:06, AS/NZS 60950.1

You may submit test data to ACMA to verify that the equipment to be imported into Australia satisfies the applicable requirements. The designation of your organization will remain in force as long as its accreditation for the designated scope remains valid and comply with the designation requirements. Recognized CABs are listed on the NIST website at <http://ts.nist.gov/mra>. Please contact Ms. Ramona Saar, at (301) 975-5521 or [ramona.saar@nist.gov](mailto:ramona.saar@nist.gov) if you have questions.

Sincerely,

David F. Alderman  
Group Leader, Standards Coordination and Conformity Group  
Standards Services Division

Enclosure

cc: Snell Leong, Siemic, Inc.; Ramona Saar, NIST

**NIST**

**SIEMIC ACREDITATION DETAILS: Australia NATA Recognition**



Leslie Bai  
SIEMIC, Inc.  
2206 Ringwood Avenue  
San Jose, CA 95131

November 4, 2008

Under Australian government legislation, the Australian Communications and Media Authority (ACMA) has determined the National Association of Testing Authorities, Australia (NATA) as an accreditation body as per Section 409(1) of the Telecommunications Act 1997 (Cth). Pursuant to Section 409(2) of the Telecommunications Act 1997 (Cth), I am pleased to advise that your laboratory has been determined as a Recognised Testing Authority (RTA).

This determination has been made on the basis of your accreditation by A2LA accreditation no. 2742.01 and the Mutual Recognition Agreement between NATA and A2LA. It is effective from 11 July 2008. RTA status applies only to the following standards and is contingent upon their continued inclusion in your laboratory's scope of accreditation.

**AS/ACIF S002, AS/ACIF S003, AS/ACIF S004,  
AS/ACIF S006, AS/ACIF S016, AS/ACIF S031,  
AS/ACIF S038, AS/ACIF S041 and  
AS/ACIF S043.2**

- As an RTA, your laboratory has the following obligations:
1. the laboratory shall continue to meet all of the accreditation criteria of A2LA;
  2. the authorised representative of the laboratory shall notify NATA of changes to the staff or operations of the laboratory which would affect the performance of the tests for which the laboratory has been determined;
  3. compliance of equipment shall be reported on test reports bearing the A2LA logo/endorsement.

Current information on the Australian Communications and Media Authority and regulatory requirements for telecommunications products within Australia can be obtained from the ACMA's web-site at "<http://www.acma.gov.au>". Further information about NATA may be gained by visiting "<http://www.nata.asn.au>".

Please note that AS/ACIF S040 and New Zealand standards do not form part of the RTA scheme.

Your RTA listing will appear on the NATA website shortly.

Kind Regards

Chris Norton,  
Senior Scientific Officer  
Measurement Science and Technology  
National Association of Testing Authorities (NATA)  
71-73 Flemington Road  
North Melbourne Vic 3051  
Australia  
Ph: +61 3 9329 1633 Fx: +61 3 9326 5148  
E-Mail: [Christopher.Norton@nata.asn.au](mailto:Christopher.Norton@nata.asn.au)  
Internet: [www.nata.asn.au](http://www.nata.asn.au)



**SIEMIC, INC.**

Accessing global markets

Title: EMC Test Report for Card Reader  
Model: EM322  
To: FCC Part 15 Subpart C: 2009, RSS-GEN Issue 2 June 2007 , ANSI C63.4:2009

Serial#: 1002838  
Issue Date: September 28, 2010  
Page: 38 of 40  
www.sieminc.com

**SIEMIC ACREDITATION DETAILS: VCCI Radiated Test Site Registration No. R-3083**



VCCI Council

# CERTIFICATE

**Company: SIEMIC Inc.**

*<Member No. 3081 >*

**Facility: SIEMIC Inc.**

**(Radiation 3 meter site)**

**Location of Facility:**

**2206 Ringwood Avenue, San Jose, CA 95131 USA**

*This is to certify that the following measuring facility  
has been registered in accordance with the Rules  
for Voluntary Control Measures*

**Registration No.: R-3083**

**Date of Registration: June 12 , 2009**

**This Certificate is valid until September 30 , 2010**

VCCI Council





**SIEMIC, INC.**

Accessing global markets

Title: EMC Test Report for Card Reader  
Model: EM322  
To: FCC Part 15 Subpart C: 2009, RSS-GEN Issue 2 June 2007 , ANSI C63.4:2009

Serial#: 1002838  
Issue Date: September 28, 2010  
Page: 39 of 40  
www.siemc.com

**SIEMIC ACREDITATION DETAILS: VCCI Conducted (Main Port) Test Site Registration No. C-3421**



VCCI Council

# CERTIFICATE

**Company: SIEMIC Inc.**

*<Member No. 3081 >*

**Facility: SIEMIC Inc.**

**(Main Ports Conducted Interference Measurement)**

**Location of Facility:**

**2206 Ringwood Avenue, San Jose, CA 95131 USA**

*This is to certify that the following measuring facility  
has been registered in accordance with the Rules  
for Voluntary Control Measures*

**Registration No.: C-3421**

**Date of Registration: June 12 , 2009**

**This Certificate is valid until September 30 , 2010**

VCCI Council





**SIEMIC, INC.**

Accessing global markets

Title: EMC Test Report for Card Reader  
Model: EM322  
To: FCC Part 15 Subpart C: 2009, RSS-GEN Issue 2 June 2007 , ANSI C63.4:2009

Serial#: 1002838  
Issue Date: September 28, 2010  
Page: 40 of 40  
www.sieminc.com

**SIEMIC ACREDITATION DETAILS: VCCI Conducted (Telecom Port) Test Site Registration No. T-1597**



VCCI Council

# CERTIFICATE

**Company: SIEMIC Inc.**

*<Member No. 3081 >*

**Facility: SIEMIC Inc.**

**(Telecommunication Ports Conducted Interference Measurement)**

**Location of Facility:**

**2206 Ringwood Avenue, San Jose, CA 95131 USA**

*This is to certify that the following measuring facility  
has been registered in accordance with the Rules  
for Voluntary Control Measures*

**Registration No.: T-1597**

**Date of Registration: June 12 , 2009**

**This Certificate is valid until September 30 , 2010**

VCCI Council

