



Photos

Radio parameter test of M60 according to
FCC and IC requirements

Performed for GN Hearing A/S

Page 1 of 11

This exhibit is an extract of

DELTA Test Report A507260-4
DANAK-1911309
10 March 2011

containing only the photos of the test set-ups

DELTA
Venlighedsvej 4
2970 Hørsholm
Denmark

Tel. +45 72 19 40 00
Fax +45 72 19 40 01
www.delta.dk
VAT No. 12275110




Photo 4.3.1 Test setup regarding measurement of radiated emission.




Photo 4.3.2 Test setup regarding measurement of radiated emission.




Photo 4.3.3 Test setup regarding measurement of radiated emission.




Photo 4.3.4 Test setup regarding measurement of radiated emission.




Photo 4.3.5 Test setup regarding measurement of radiated emission.




Photo 4.3.6 Test setup regarding measurement of radiated emission.



Photo 4.3.7 Test setup regarding measurement of radiated emission.




Photo 4.4.6 Test setup regarding measurement of field strength of fundamental.



Photo 4.4.7 Test setup regarding measurement of field strength of fundamental.



Photo 4.5.8 Test setup regarding measurement of 20 dB bandwidth.



Photo 4.5.9 Test setup regarding measurement of 20 dB bandwidth.




Photo 4.6.10 Test setup regarding measurement of band edge compliance.



Photo 4.6.11 Test setup regarding measurement of band edge compliance.



Photo 4.7.12 Test setup regarding measurement of occupied bandwidth, IC.



Photo 4.7.13 Test setup regarding measurement of occupied bandwidth, IC.



Photo 4.8.14 Test setup regarding measurement of radiated emission, Rx, IC.




Photo 4.8.15 Test setup regarding measurement of RX radiated emission, Rx, IC.




Photo 4.8.3 Test setup regarding measurement of radiated emission, Rx, IC.




Photo 4.8.4 Test setup regarding measurement of radiated emission, Rx, IC.