



Photos

Radio parameter test of FD-2 according to FCC and IC specifications

Performed for GN Hearing A/S

Page 1 of 17

This exhibit is an extract of

DELTA Test Report T205844-2

DANAK-19/13209

12 July 2013

containing only the photos of the test set-ups

DELTA
Venlighedsvej 4
2970 Hørsholm
Denmark

Tel. +45 72 19 40 00
Fax +45 72 19 40 01
www.delta.dk
VAT No. 12275110



Photo 4.3.1 Test setup regarding measurement of radio frequency voltage on mains.




Photo 4.3.2 Test setup regarding measurement of radio frequency voltage on mains.



Photo 4.4.1 Test setup regarding measurement of radio frequency voltage on mains.




Photo 4.4.2 Test setup regarding measurement of radio frequency voltage on mains.




Photo 4.5.1 Test setup regarding measurement of radiated emission below 1 GHz.




Photo 4.5.2 Test setup regarding measurement of radiated emission below 1 GHz.



Photo 4.8.1 Test setup regarding measurement of radiated emission below 1 GHz.




Photo 4.8.2 Test setup regarding measurement of radiated emission below 1 GHz.



Photo 4.9.1 Test setup regarding measurement of radiated emission above 1 GHz.




Photo 4.9.2 Test setup regarding measurement of radiated emission above 1 GHz.



Photo 4.10.1 Test setup regarding measurement of radiated emission above 1 GHz.



Photo 4.10.2 Test setup regarding measurement of radiated emission above 1 GHz.




Photo 4.11.1 Test setup regarding measurement of field strength of fundamental.



Photo 4.11.2 Test setup regarding measurement of field strength of fundamental.



Photo 4.12.1 Test setup regarding measurement of field strength of fundamental.



Photo 4.12.2 Test setup regarding measurement of field strength of fundamental.



Photo 4.13.1 Test setup regarding measurement of 20 dB bandwidth.



Photo 4.13.2 Test setup regarding measurement of 20 dB bandwidth.



Photo 4.14.1 Test setup regarding measurement of 20 dB bandwidth.



Photo 4.14.2 Test setup regarding measurement of 20 dB bandwidth.



Photo 4.15.1 Test setup regarding measurement of 20 dB bandwidth.



Photo 4.15.2 Test setup regarding measurement of 20 dB bandwidth.



Photo 4.16.1 Test setup regarding measurement of 20 dB bandwidth.



Photo 4.16.2 Test setup regarding measurement of 20 dB bandwidth.



Photo 4.19.1 Test setup regarding occupied bandwidth.



Photo 4.19.2 Test setup regarding occupied bandwidth.



Photo 4.20.1 Test setup regarding occupied bandwidth.



Photo 4.20.2 Test setup regarding occupied bandwidth.



Photo 4.21.1 Test setup regarding occupied bandwidth.



Photo 4.21.2 Test setup regarding occupied bandwidth.



Photo 4.22.1 Test setup regarding occupied bandwidth.



Photo 4.22.2 Test setup regarding occupied bandwidth.