



Photos

Radio parameter test of FD-1

Performed for GN Hearing A/S

Page 1 of 9

This exhibit is an extract of

DELTA Test Report A506404-2, Rev. A


DANAK-1910854

dated 13 April 2010

containing only the photos of the test set-ups

DELTA
Venlighedsvej 4
2970 Hørsholm
Denmark

Tel. +45 72 19 40 00
Fax +45 72 19 40 01
www.delta.dk
VAT No. 12275110



PCB antenna

26/03/2010 08:47

Photo 4.2.1 Test setup regarding measurement of antenna requirement.



26/03/2010 08:49

Photo 4.2.2 Test setup regarding measurement of antenna requirement.



Photo 4.3.1 Test setup regarding measurement of radio frequency voltage on mains.




Photo 4.3.2 Test setup regarding measurement of radio frequency voltage on mains.



Photo **Error! No text of specified style in document..1** Test setup regarding measurement of radiated emission, 0.009-30 MHz.




Photo **Error! No text of specified style in document..2** Test setup regarding measurement of radiated emission, 0.009-30 MHz.



Photo **Error! No text of specified style in document..3** Test setup regarding measurement of radiated emission, 0.009-30 MHz.




Photo **Error! No text of specified style in document..4** Test setup regarding measurement of radiated emission, 0.009-30 MHz.



Photo 4.5.1 Test setup regarding measurement of radiated emission.



Photo 4.5.2 Test setup regarding measurement of radiated emission.




Photo 4.6.1 Test setup regarding measurement of radiated emission.



Photo 4.6.2 Test setup regarding measurement of radiated emission.




Photo 4.7.1 Test setup regarding measurement of band edge compliance.




Photo 4.7.2 Test setup regarding measurement of band edge compliance.



Photo 4.8.1 Test setup regarding measurement of field strength of fundamental.




Photo 4.8.2 Test setup regarding measurement of field strength of fundamental.