



# Photos

---

**Radio parameter test of BO13 according to FCC and IC requirements**

**Performed for GN Hearing A/S**

Page 1 of 11

This exhibit is an extract of

DELTA Test Report A506865-7

DANAK-1911143

dated 06 December 2010

containing only the photos of the test set-ups

**DELTA**

Venlighedsvej 4  
2970 Hørsholm  
Denmark

Tel. +45 72 19 40 00

Fax +45 72 19 40 01

[www.delta.dk](http://www.delta.dk)

VAT No. 12275110




Photo 4.2.1 Test setup regarding measurement of peak to average correction factor (PACF ).

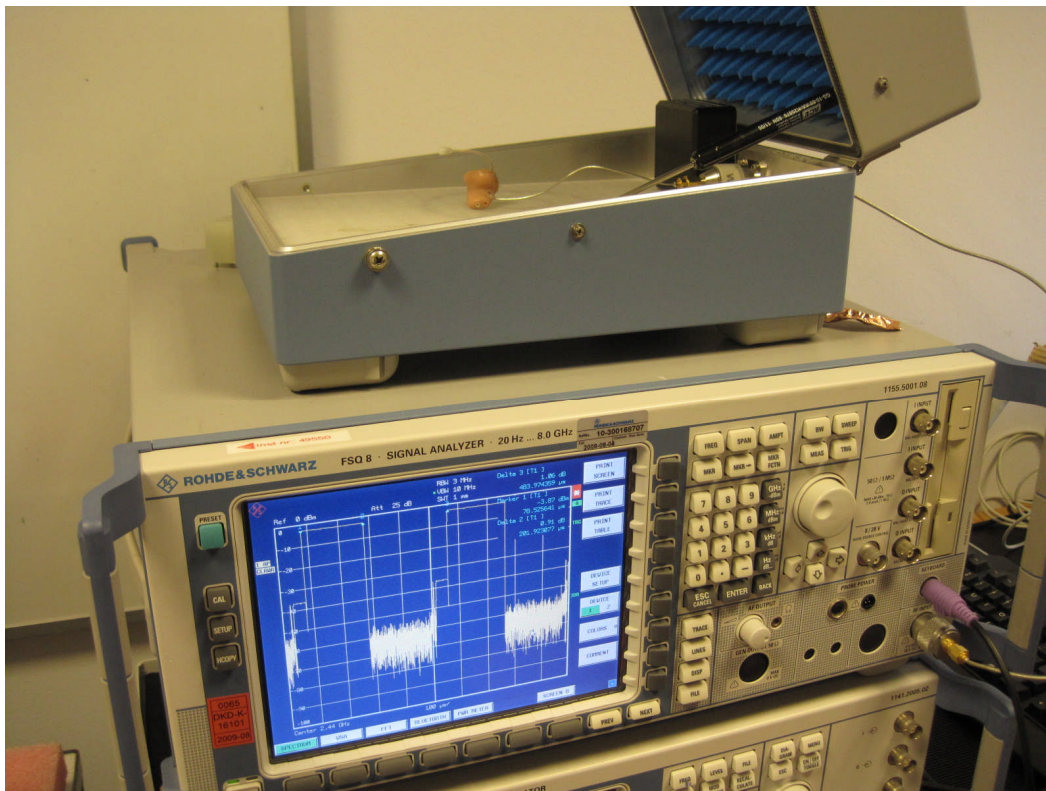


Photo 4.2.2 Test setup regarding measurement of peak to average correction factor (PACF ).




Photo 4.3.1 Test setup regarding Antenna requirement.




Photo 4.4.1 Test setup regarding measurement of radiated emission, 0.009 MHz - 30 MHz.






Photo 4.4.2 Test setup regarding measurement of radiated emission, 0.009 MHz - 30 MHz.




Photo 4.4.3 Test setup regarding measurement of radiated emission, 0.009 MHz - 30 MHz.






Photo 4.5.1 Test setup regarding measurement of radiated emission, 30 MHz to 1000 MHz.



Photo 4.5.2 Test setup regarding measurement of radiated emission, 30 MHz to 1000 MHz.





Photo 4.6.1 Test setup regarding measurement of radiated emission, 1 GHz to 25 GHz.




Photo 4.6.2 Test setup regarding measurement of radiated emission, 1 GHz to 25 GHz.






Photo 4.7.1 Test setup regarding measurement of field strength of fundamental.



Photo 4.7.2 Test setup regarding measurement of field strength of fundamental.






Photo 4.8.1 Test setup regarding measurement of band-edge compliance, conducted.



Photo 4.9.1 Test setup regarding measurement of band-edge compliance, radiated.






Photo 4.9.2 Test setup regarding measurement of band-edge compliance, radiated.




Photo 4.10.1 Test setup regarding measurement of occupied bandwidth.




Photo 4.11.1 Test setup regarding measurement of radiated emission, Rx, 30 MHz to 1000 MHz.




Photo 4.11.2 Test setup regarding measurement of RX radiated emission, Rx, 30 MHz to 1000 MHz.






Photo 4.12.1 Test setup regarding measurement of radiated emission, Rx, 1 GHz to 25 GHz.




Photo 4.12.2 Test setup regarding measurement of radiated emission, Rx, 1 GHz to 25 GHz.