


## Section 1. Setup Photos

---


### 1.1 Set-up

---

*Figure 1.1-1: Radiated Emissions setup photo Back (30MHz-1GHZ)*



**Figure 1.1-2: Radiated Emissions setup photo Front (30MHz-1GHZ)**



*Figure 1.1-3: Radiated Emissions setup photo Back (1GHz-18GHZ)*



*Figure 1.1-4: Radiated Emissions setup photo Front (1GHz-18GHZ)*




Figure 1.1-5: Conducted port measurements set-up)

