

Model: SR1100

Section 1. Setup Photos

1.1 Set-up

Figure 1.1-1: Radiated Emissions setup photo Back (30MHz-1GHZ)




Figure 1.1-2: Radiated Emissions setup photo Front (30MHz-1GHZ)




Figure 1.1-3: Radiated Emissions setup photo Back (1GHz-18GHZ)



Figure 1.1-4: Radiated Emissions setup photo Front (1GHz-18GHZ)




Figure 1.1-5: Conducted port measurements set-up)




Figure 1.1-6: Conducted Emissions measurements set-up)




Figure 1.1-7: Conducted Emissions measurements set-up)

