


Annex B Test setup photos



Test setup semi anechoic chamber (position 1)

Annex B Test setup photos




Test setup semi anechoic chamber (position 2)

Annex B Test setup photos




Test setup semi anechoic chamber (position 3)

Annex B Test setup photos



Test setup semi anechoic chamber (30 MHz to 1 GHz)

Annex B Test setup photos



Test setup semi anechoic chamber (1 GHz to 2 GHz)

Annex B Test setup photos



Test setup measurements at antenna port

Annex B Test setup photos



Test setup temperature chamber

Annex B Test setup photos



GPS antenna used for radiated tests