

Annex B Test Setup Photos



Test setup fully anechoic chamber (below 1 GHz, Pos. 1)

Annex B Test Setup Photos




Test setup fully anechoic chamber (below 1 GHz, Pos. 2)

Annex B Test Setup Photos




Test setup fully anechoic chamber (below 1 GHz, Pos. 3)

Annex B Test Setup Photos




Test setup fully anechoic chamber (below 1 GHz)

Annex B Test Setup Photos




Test setup fully anechoic chamber (above 1 GHz, Pos. 1)

Annex B Test Setup Photos




Test setup fully anechoic chamber (above 1 GHz, Pos. 2)

Annex B Test Setup Photos




Test setup fully anechoic chamber (above 1 GHz, Pos. 3)

Annex B Test Setup Photos




Test setup fully anechoic chamber (above 1 GHz)

Annex B Test Setup Photos



Test setup temperature chamber

Annex B Test Setup Photos



Test setup shielded chamber

Annex B Test Setup Photos



Junction box

Annex B Test Setup Photos



Junction box (type plate)

Annex B Test Setup Photos



GPS antenna