



FCC RF Test Report

APPLICANT : Sonim Technologies, Inc.
EQUIPMENT : 5G Feature Phone
BRAND NAME : Sonim
MODEL NAME : X320(S1303),X320(S1403),X320(S1301),X320(S1401),
X320(S1302),X320(S1402),X320(S1304),X320(S1404),
X320(S1305),X320(S1405),X320(S1310),X320(S1410)
FCC ID : WYPS13030
STANDARD : FCC Part 15 Subpart E §15.407
CLASSIFICATION : (NII) Unlicensed National Information Infrastructure
TEST DATE(S) : Jul. 09, 2024 ~ Sep. 01, 2024

We, Sporton International Inc. (ShenZhen), would like to declare that the tested sample has been evaluated in accordance with the test procedures and has been in compliance with the applicable technical standards.

The test results in this report apply exclusively to the tested model / sample. Without written approval of Sporton International Inc. (ShenZhen), the test report shall not be reproduced except in full.

Jason Jia



Approved by: Jason Jia

Sporton International Inc. (ShenZhen)

1/F, 2/F, Bldg 5, Shiling Industrial Zone, Xinwei Village, Xili, Nanshan, Shenzhen, 518055

People's Republic of China



TABLE OF CONTENTS

REVISION HISTORY..... 3

SUMMARY OF TEST RESULT 4

1 GENERAL DESCRIPTION 5

 1.1 Applicant 5

 1.2 Manufacturer 5

 1.3 Product Feature of Equipment Under Test..... 5

 1.4 Product Specification of Equipment Under Test..... 6

 1.5 Modification of EUT 7

 1.6 Testing Location 7

 1.7 Test Software..... 8

 1.8 Applicable Standards..... 8

2 TEST CONFIGURATION OF EQUIPMENT UNDER TEST 9

 2.1 Carrier Frequency and Channel 9

 2.2 Test Mode..... 11

 2.3 Connection Diagram of Test System..... 12

 2.4 Support Unit used in test configuration and system 13

 2.5 EUT Operation Test Setup 13

 2.6 Measurement Results Explanation Example..... 13

3 TEST RESULT 14

 3.1 6dB and 26dB and 99% Occupied Bandwidth Measurement 14

 3.2 Maximum Conducted Output Power Measurement 19

 3.3 Power Spectral Density Measurement 21

 3.4 Unwanted Emissions Measurement 26

 3.5 AC Conducted Emission Measurement..... 31

 3.6 Antenna Requirements 33

4 LIST OF MEASURING EQUIPMENT 34

5 MEASUREMENT UNCERTAINTY 35

APPENDIX A. CONDUCTED TEST RESULTS

APPENDIX B. AC CONDUCTED EMISSION TEST RESULT

APPENDIX C. RADIATED SPURIOUS EMISSION

APPENDIX D. DUTY CYCLE PLOTS

APPENDIX E. SETUP PHOTOGRAPHS



SUMMARY OF TEST RESULT

Report Section	FCC Rule	Description	Limit for U-NII-1/2A/2C	Limit for U-NII-3	Result	Remark
3.1	2.1049 & 15.403(i)	6dB, 26dB & 99% Bandwidth	-	6dB Bandwidth > 500kHz	Pass	-
3.2	15.407(a)	Maximum Conducted Output Power	≤ 24 dBm	≤ 30 dBm	Pass	-
3.3	15.407(a)	Power Spectral Density	≤ 11 dBm/MHz	≤ 30 dBm/500kHz	Pass	-
3.4	15.407(b)	Unwanted Emissions	15.407(b) & 15.209(a)	15.407(b)(4)(i) & 15.209(a)	Pass	Under limit 0.04 dB at 5350.01 MHz
3.5	15.207	AC Conducted Emission	15.207(a)	15.207(a)	Pass	Under limit 10.25 dB at 0.18 MHz
3.6	15.203 & 15.407(a)	Antenna Requirement	15.203 & 15.407(a)	15.203 & 15.407(a)	Pass	-

Conformity Assessment Condition:

1. The test results (PASS/FAIL) with all measurement uncertainty excluded are presented against the regulation limits or in accordance with the requirements stipulated by the applicant/manufacturer who shall bear all the risks of non-compliance that may potentially occur if measurement uncertainty is taken into account.
2. The measurement uncertainty please refer to each test result in the section "Measurement Uncertainty"

Disclaimer:

The product specifications of the EUT presented in the test report that may affect the test assessments are declared by the manufacturer who shall take full responsibility for the authenticity.



1 General Description

1.1 Applicant

Sonim Technologies, Inc.
4445 Eastgate Mall, Suite 200, San Diego, CA 92121, USA

1.2 Manufacturer

Sonim Technologies, Inc.
4445 Eastgate Mall, Suite 200, San Diego, CA 92121, USA

1.3 Product Feature of Equipment Under Test

Product Feature	
Equipment	5G Feature Phone
Brand Name	Sonim
Model Name	X320(S1303),X320(S1403),X320(S1301),X320(S1401), X320(S1302),X320(S1402),X320(S1304),X320(S1404), X320(S1305),X320(S1405),X320(S1310),X320(S1410)
FCC ID	WYPS13030
IMEI Code	Conducted: 016562000004847/016562000009523 Conduction: 016562000017229/016562000024829 Radiation: 016562000017021/016562000024621
HW Version	V1.0
SW Version	X32.0-01-14.0-19.01.00
EUT Stage	Identical Prototype

Remark:

1. The above EUT's information was declared by manufacturer. Please refer to the specifications or user's manual for more detailed description.
2. For the different models names, please refer to the Operational Description of Product Equality Declaration which is exhibit separately.



1.4 Product Specification of Equipment Under Test

Standards-related Product Specification	
Tx/Rx Frequency Range	5180 MHz ~ 5240 MHz; 5260 MHz ~ 5320 MHz 5500 MHz ~ 5720 MHz; 5745 MHz ~ 5825 MHz
Maximum Output Power to Antenna	<p><5180 MHz ~ 5240 MHz> 802.11a : 18.49 dBm / 0.0706 W 802.11n HT20 : 18.50 dBm / 0.0708 W 802.11n HT40 : 18.67 dBm / 0.0736 W 802.11ac VHT80: 9.94 dBm / 0.0099 W</p> <p><5260 MHz ~ 5320 MHz> 802.11a : 18.87 dBm / 0.0771 W 802.11n HT20 : 19.07 dBm / 0.0807 W 802.11n HT40 : 18.04 dBm / 0.0637 W 802.11ac VHT80: 10.84 dBm / 0.0121 W</p> <p><5500 MHz ~ 5720 MHz > 802.11a : 19.84 dBm / 0.0964 W 802.11n HT20 : 19.92 dBm / 0.0982 W 802.11n HT40 : 19.57 dBm / 0.0906 W 802.11ac VHT80: 17.22 dBm / 0.0527 W</p> <p><5745 MHz ~ 5825 MHz> 802.11a : 19.93 dBm / 0.0984 W 802.11n HT20 : 19.91 dBm / 0.0979 W 802.11n HT40 : 19.92 dBm / 0.0982 W 802.11ac VHT80: 17.34 dBm / 0.0542 W</p>
99% Occupied Bandwidth	<p><5180 MHz ~ 5240 MHz> 802.11a : 16.66 MHz 802.11n HT20 : 17.76 MHz 802.11n HT40 : 36.49 MHz 802.11ac VHT80 : 75.98 MHz</p> <p><5260 MHz ~ 5320 MHz> 802.11a : 16.73 MHz 802.11n HT20 : 17.82 MHz 802.11n HT40 : 36.63 MHz 802.11ac VHT80 : 75.63 MHz</p> <p><5500 MHz ~ 5720 MHz> 802.11a : 18.47 MHz 802.11n HT20 : 18.53 MHz 802.11n HT40 : 38.06 MHz 802.11ac VHT80 : 75.86 MHz</p> <p><5745 MHz ~ 5825 MHz> 802.11a : 17.32 MHz 802.11n HT20 : 18.19 MHz 802.11n HT40 : 37.58 MHz 802.11ac VHT80 : 75.86 MHz</p>
Antenna Type / Gain	<p><5180 MHz ~ 5240 MHz> PIFA Antenna type with gain -0.9 dBi</p> <p><5260 MHz ~ 5320 MHz> PIFA Antenna type with gain -2.1 dBi</p> <p><5500 MHz ~ 5720 MHz> PIFA Antenna type with gain -0.4 dBi</p> <p><5745 MHz ~ 5825 MHz> PIFA Antenna type with gain 0.1 dBi</p>



Type of Modulation	802.11a/n : OFDM (BPSK / QPSK / 16QAM / 64QAM) 802.11ac : OFDM (BPSK / QPSK / 16QAM / 64QAM / 256QAM)
---------------------------	---

Note:

1. WLAN operation in 5600 MHz ~ 5650 MHz is notched.
2. For 802.11n HT20/HT40 & 802.11ac VHT20/VHT40 mode, the 11ac VHT20/VHT40 power is set less than 11n HT20/HT40, whole testing has assessed only 802.11n HT20/ HT40 to cover 11ac VHT20/VHT40.

1.5 Modification of EUT

No modifications are made to the EUT during all test items.

1.6 Testing Location

Sporton International Inc. (ShenZhen) is accredited to ISO/IEC 17025:2017 by American Association for Laboratory Accreditation with Certificate Number 5145.01.

Test Firm	Sporton International Inc. (ShenZhen)		
Test Site Location	1/F, 2/F, Bldg 5, Shiling Industrial Zone, Xinwei Village, Xili, Nanshan, Shenzhen, 518055 People’s Republic of China TEL: +86-755-86379589 FAX: +86-755-86379595		
Test Site No.	Sporton Site No.	FCC Designation No.	FCC Test Firm Registration No.
	CO01-SZ TH01-SZ	CN1256	421272

Test Firm	Sporton International Inc. (ShenZhen)		
Test Site Location	101, 1st Floor, Block B, Building 1, No. 2, Tengfeng 4th Road, Fenghuang Community, Fuyong Street, Baoan District, Shenzhen City, Guangdong Province 518103 People’s Republic of China TEL: +86-755-86066985		
Test Site No.	Sporton Site No.	FCC Designation No.	FCC Test Firm Registration No.
	03CH04-SZ	CN1256	421272



1.7 Test Software

Item	Site	Manufacturer	Name	Version
1.	03CH04-SZ	AUDIX	E3	6.2009-8-24
2.	CO01-SZ	AUDIX	E3	6.120613b

1.8 Applicable Standards

According to the specifications of the manufacturer, the EUT must comply with the requirements of the following standards:

- ♦ 47 CFR Part 15 Subpart E
- ♦ FCC KDB 789033 D02 General UNII Test Procedures New Rules v02r01.
- ♦ ANSI C63.10-2013

Remark:

1. All test items were verified and recorded according to the standards and without any deviation during the test.
2. This EUT has also been tested and complied with the requirements of FCC Part 15, Subpart B, recorded in a separate test report.



2 Test Configuration of Equipment Under Test

- a. The EUT has been associated with peripherals and configuration operated in a manner tended to maximize its emission characteristics in a typical application. Frequency range investigated: conduction emission (150 kHz to 30 MHz), radiation emission (9 kHz to the 10th harmonic of the highest fundamental frequency or to 40 GHz, whichever is lower). For radiated measurement, pre-scanned in three orthogonal panels, X, Y, Z. The worst cases (X plane) were recorded in this report.
- b. AC power line Conducted Emission was tested under maximum output power.

2.1 Carrier Frequency and Channel

Frequency Band	Channel	Freq.(MHz)	Channel	Freq. (MHz)
5180-5240 MHz U-NII-1	36	5180	44	5220
	38*	5190	46*	5230
	40	5200	48	5240
	42 [#]	5210	-	-
Frequency Band	Channel	Freq.(MHz)	Channel	Freq. (MHz)
5260-5320 MHz U-NII-2A	52	5260	60	5300
	54*	5270	62*	5310
	56	5280	64	5320
	58 [#]	5290	-	-
Frequency Band	Channel	Freq.(MHz)	Channel	Freq. (MHz)
5500-5700MHz U-NII-2C	100	5500	112	5560
	102*	5510	116	5580
	104	5520	132	5660
	106 [#]	5530	134*	5670
	108	5540	136	5680
	110*	5550	140	5700
Frequency Band	Channel	Freq.(MHz)	Channel	Freq. (MHz)
5745-5825 MHz U-NII-3	149	5745	157	5785
	151*	5755	159*	5795
	153	5765	161	5805
	155 [#]	5775	165	5825



Frequency Band	Channel	Freq.(MHz)	Channel	Freq. (MHz)
TDWR Channel	118*	5590	124	5620
	120	5600	126*	5630
	122 [#]	5610	128	5640

Frequency Band	Channel	Freq. (MHz)	Channel	Freq. (MHz)
Straddle Channel	138 [#]	5690	144	5720
	142*	5710	-	-

Note:

1. The above Frequency and Channel in "*" are 40MHz bandwidth.
2. The above Frequency and Channel in "[#]" are 80MHz bandwidth.



2.2 Test Mode

Final test modes are considering the modulation and worse data rates as below table.

SISO Mode

Modulation	Data Rate
802.11a	6 Mbps
802.11n HT20 (cover 11ac VHT20)	MCS0
802.11n HT40 (cover 11ac VHT40)	MCS0
802.11ac VHT80	MCS0

AC Conducted Emission	Mode 1 : GSM850 Idle + BT Link + WLAN Link(5G) + Adapter + USB Cable + Battery + Earphone
Remark: For Radiated Test Cases, The tests were performance with Adapter, USB Cable and Earphone.	

Co-location	
802.11a CH36_TX + LTE B48 Link	

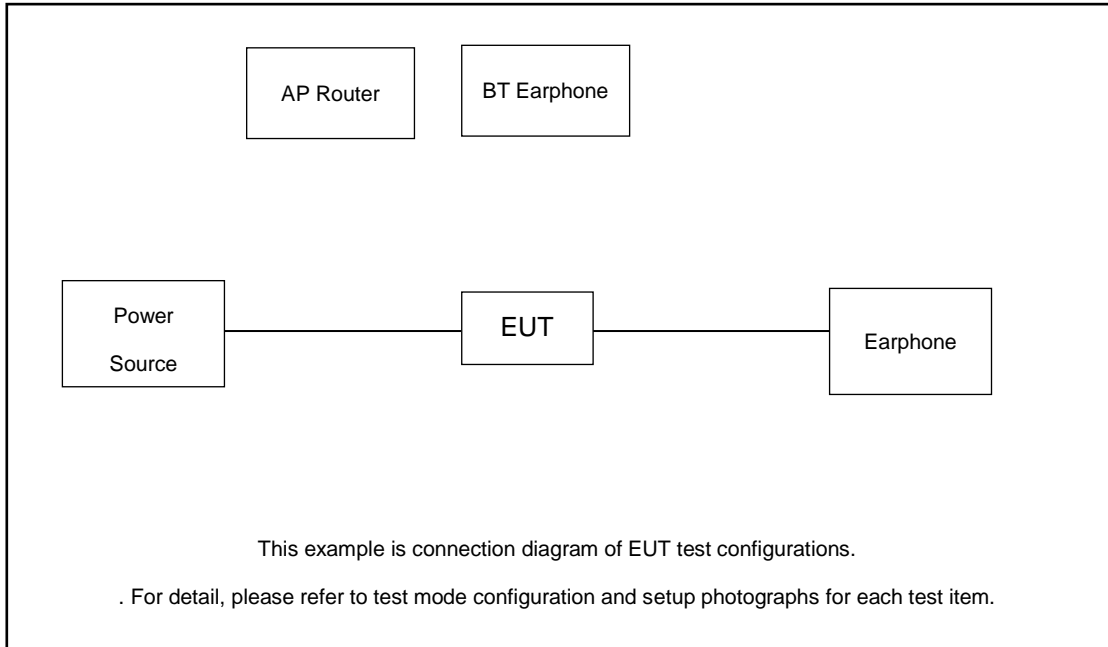
Ch. #		U-NII-1	U-NII-2A	U-NII-2C	U-NII-3
		20M BW	20M BW	20M BW	20M BW
L	Low	36	52	100	149
M	Middle	44	60	116	157
H	High	48	64	140	165
Straddle		-	-	144	-

Ch. #		U-NII-1	U-NII-2A	U-NII-2C	U-NII-3
		40M BW	40M BW	40M BW	40M BW
L	Low	38	54	102	151
M	Middle	-	-	110	-
H	High	46	62	134	159
Straddle		-	-	142	-

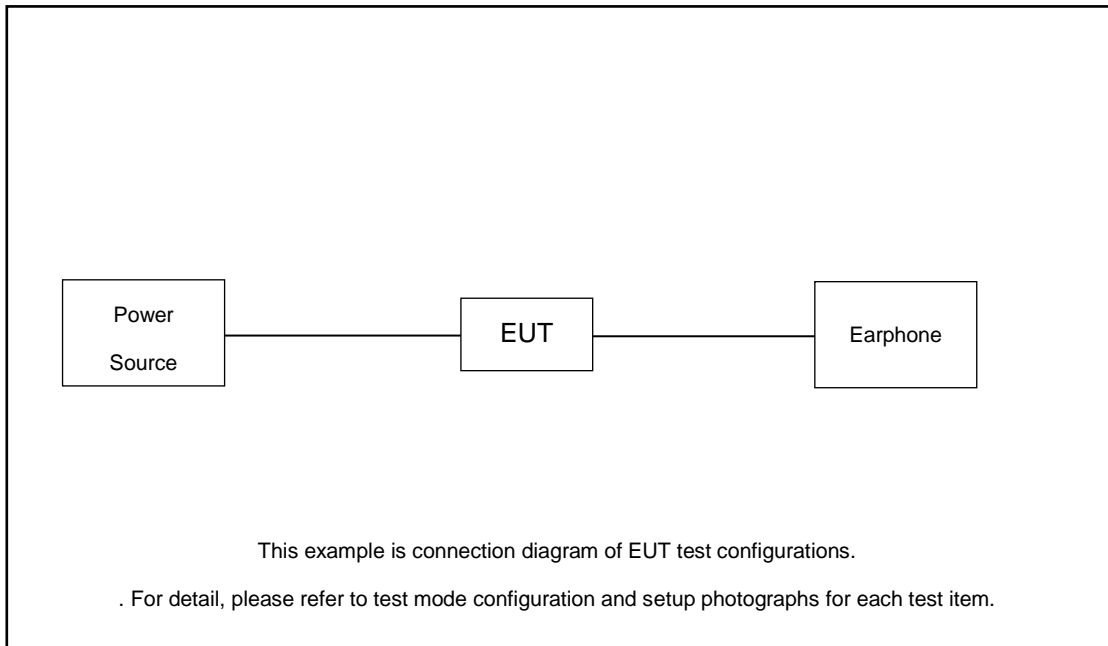
Ch. #		U-NII-1	U-NII-2A	U-NII-2C	U-NII-3
		80M BW	80M BW	80M BW	80M BW
L	Low	-	-	106	-
M	Middle	42	58	-	155
H	High	-	-	122	-
Straddle		-	-	138	-

2.3 Connection Diagram of Test System

AC Conducted Emission:



Radiated Emission:





2.4 Support Unit used in test configuration and system

Item	Equipment	Trade Name	Model Name	FCC ID	Data Cable	Power Cord
1.	Base Station(LTE)	Anritsu	MT8820C	N/A	N/A	N/A
2.	Bluetooth Earphone	Samsung	EO-MG900	PYAHS-107W	N/A	N/A
3.	Earphone	apple	N/A	DCAY1V-A900FZJW3-000	N/A	N/A
4.	WLAN AP	Dlink	DIR-820L	KA2IR820LA1	N/A	N/A

2.5 EUT Operation Test Setup

For WLAN RF test items, an engineering test program was provided and enabled to make EUT continuously transmit.

For AC power line conducted emissions, the EUT was set to connect with the WLAN AP under large package sizes transmission.

2.6 Measurement Results Explanation Example

For all conducted test items:

The offset level is set in the spectrum analyzer to compensate the RF cable loss between EUT conducted output port and spectrum analyzer. With the offset compensation, the spectrum analyzer reading level is exactly the EUT RF output level.

Example :

The spectrum analyzer offset is derived from RF cable loss.

Offset = RF cable loss.

Following shows an offset computation example with cable loss 7.00 dB.

$$\begin{aligned}
 \text{Offset(dB)} &= \text{RF cable loss(dB)}. \\
 &= 7.00 \text{ (dB)}
 \end{aligned}$$



3 Test Result

3.1 6dB and 26dB and 99% Occupied Bandwidth Measurement

3.1.1 Description of 6dB and 26dB and 99% Occupied Bandwidth

The minimum 6 dB bandwidth shall be at least 500 kHz.

26dB and 99% Occupied bandwidth are reporting only.

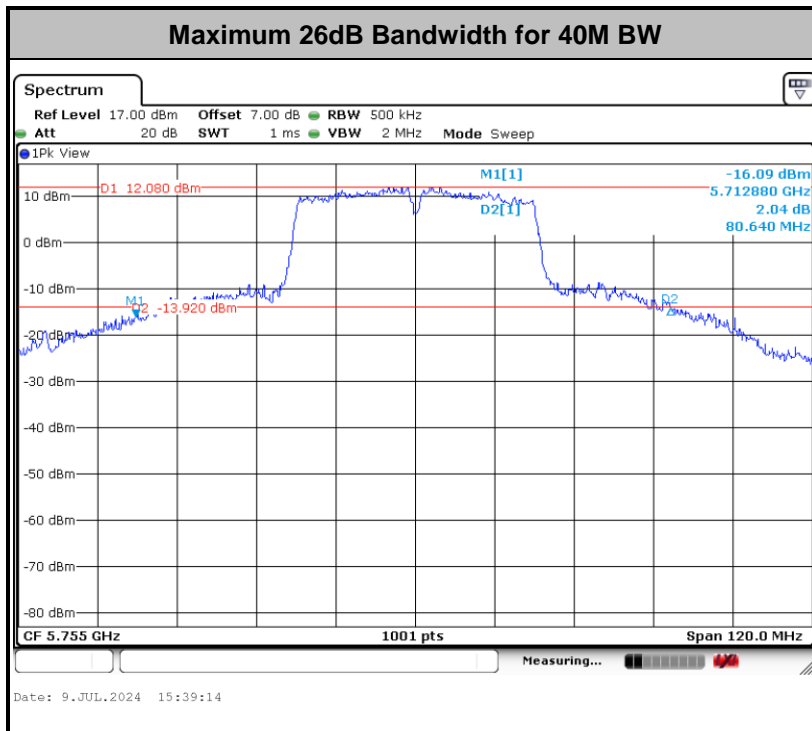
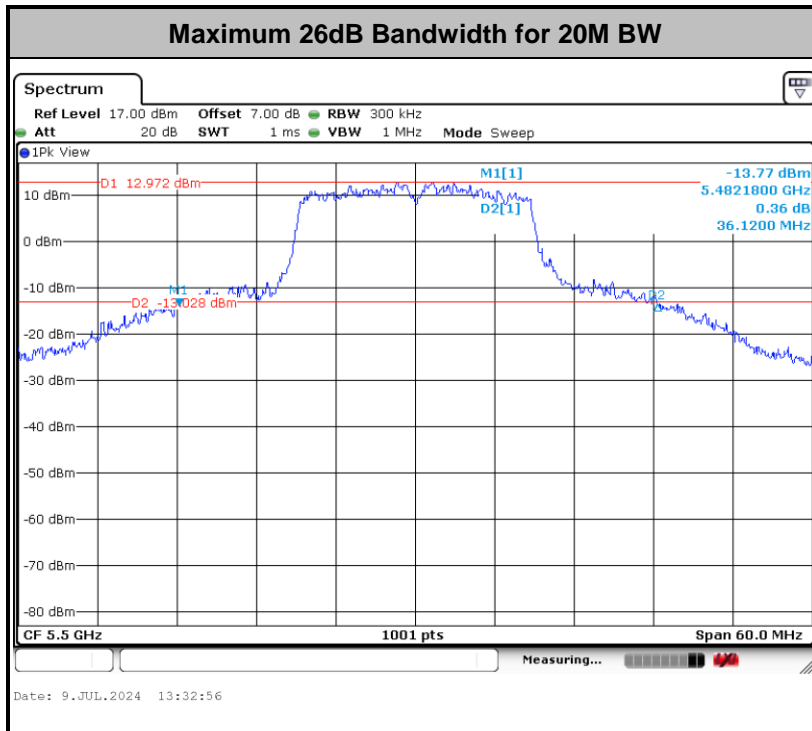
3.1.2 Measuring Instruments

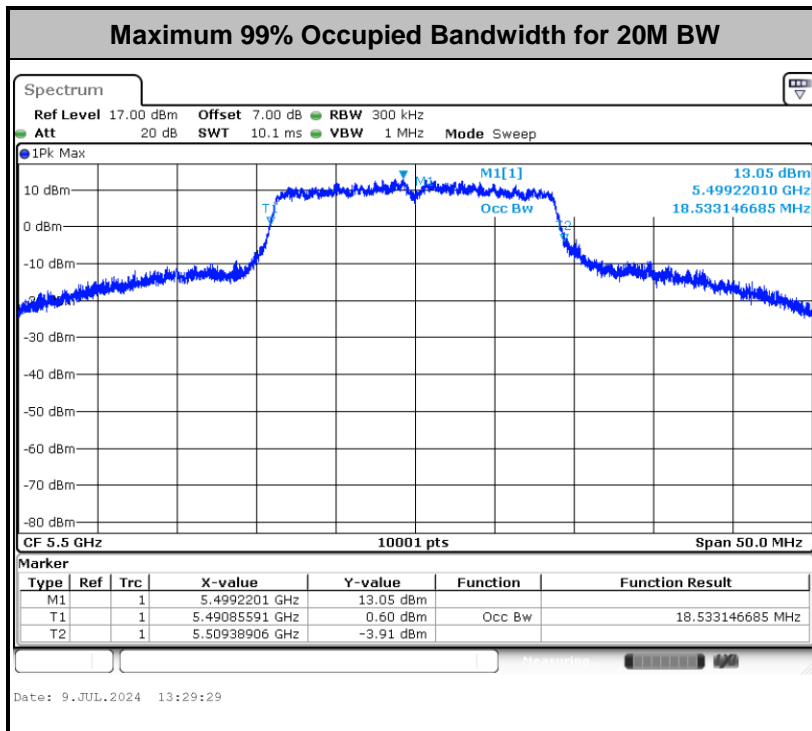
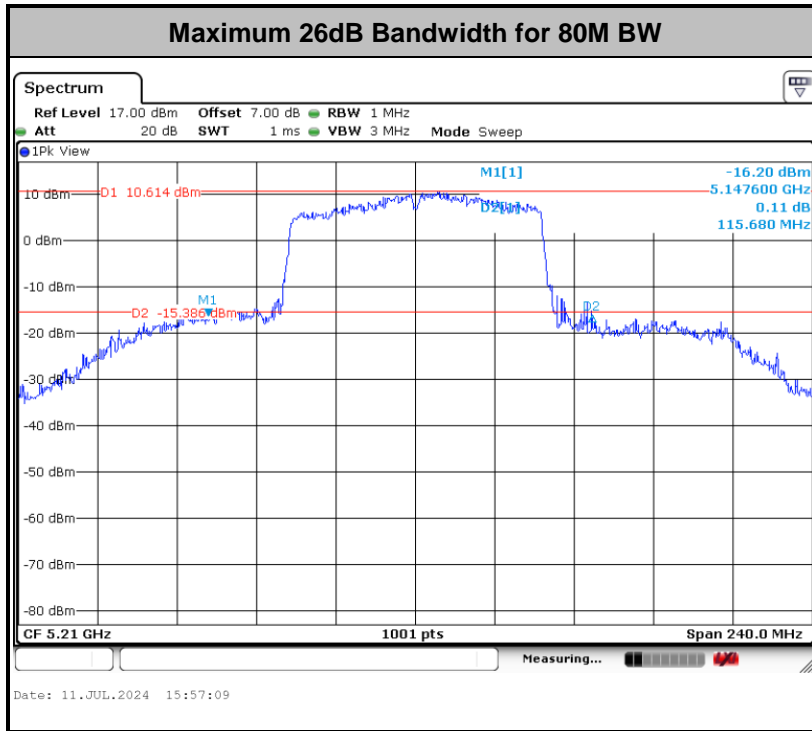
The measuring equipment is listed in the section 4 of this test report.

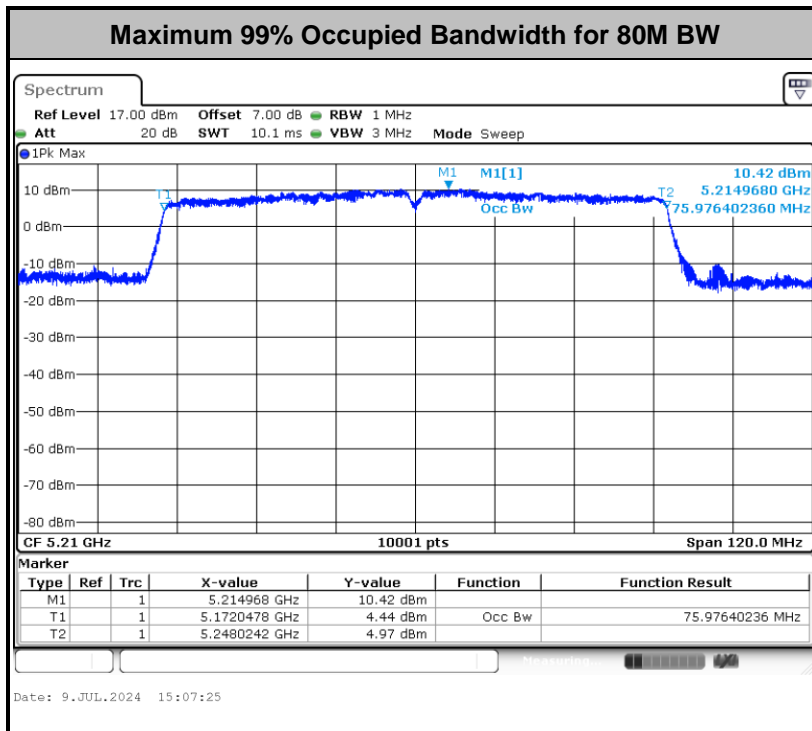
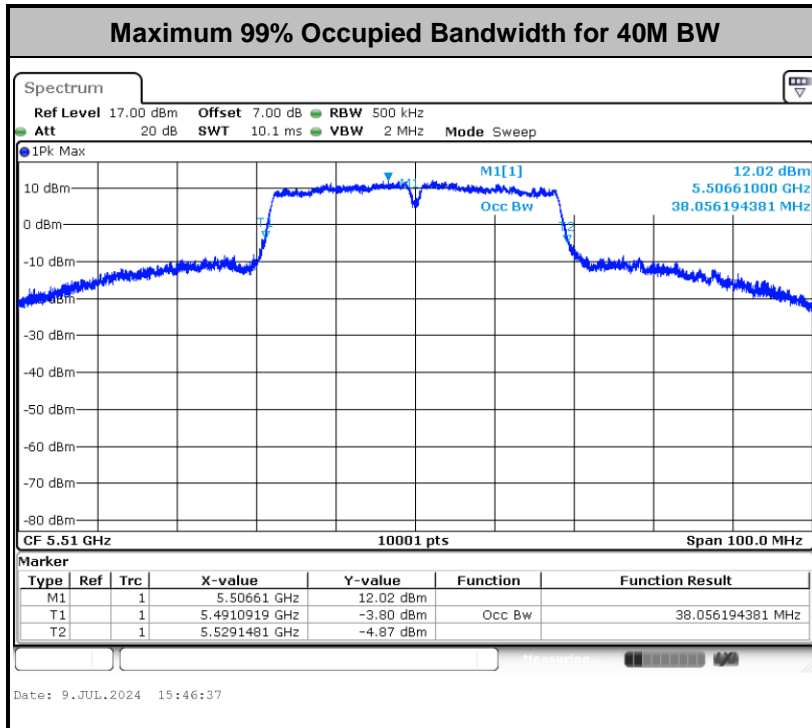
3.1.3 Test Procedures

- The testing follows FCC KDB 789033 D02 General UNII Test Procedures New Rules v02r01.

<input checked="" type="checkbox"/>	Section C) Bandwidth Measurement 1. Emission Bandwidth (EBW) and 99% OBW
	<ol style="list-style-type: none"> Set RBW = approximately 1% of the emission bandwidth. Set the VBW > RBW. Detector = Peak. Trace mode = max hold Measure the maximum width of the emission that is 26 dB down from the peak of the emission. Compare this with the RBW setting of the analyzer. Readjust RBW and repeat measurement as needed until the RBW/EBW ratio is approximately 1%. For 99% Bandwidth Measurement, the spectrum analyzer's resolution bandwidth (RBW) is set to 1%~5% of the OBW and set the Video bandwidth (VBW) ≥ 3 * RBW. Measure and record the results in the test report.
<input checked="" type="checkbox"/>	Section C) Bandwidth Measurement 2. Minimum Emission Bandwidth for the band 5.725 - 5.85 GHz
	<ol style="list-style-type: none"> Set RBW = 100kHz. Set the VBW ≥ 3 x RBW. Detector = Peak. Trace mode = max hold Measure the maximum width of the emission that is 6 dB down from the peak of the emission. Measure and record the results in the test report.







Note: The occupied channel bandwidth is maintained within the band of operation for all of the modulations.



3.2 Maximum Conducted Output Power Measurement

3.2.1 Limit of Maximum Conducted Output Power

<FCC 14-30 CFR 15.407>

For mobile and portable client devices in the 5.15–5.25 GHz band, the maximum conducted output power over the frequency band of operation shall not exceed 250 mW.

For the 5.25–5.725 GHz bands, the maximum conducted output power over the frequency bands of operation shall not exceed the lesser of 250 mW or $11 \text{ dBm} + 10 \log_{10} B$, where B is the 26 dB emission bandwidth in megahertz.

For the band 5.725–5.85 GHz, the maximum conducted output power over the frequency band of operation shall not exceed 1 W.

For Straddle Channel, According to KDB 789033 D02 General UNII Test Procedures New Rules v02r01, If the power and PSD of the devices are uniform and comply with the lower limits specified for the U-NII-2 bands, a single measurement over the entire emission bandwidth can be performed to show compliance.

If transmitting antennas of directional gain greater than 6 dBi are used, the peak output power shall be reduced by the amount in dB that the directional gain of the antenna exceeds 6 dBi.

Note that U-NII-2 band, devices with a maximum e.i.r.p. greater than 500 mW shall implement TPC in order to have the capability to operate at least 6 dB below the maximum permitted e.i.r.p. of 1 W.

3.2.2 Measuring Instruments

The measuring equipment is listed in the section 4 of this test report.

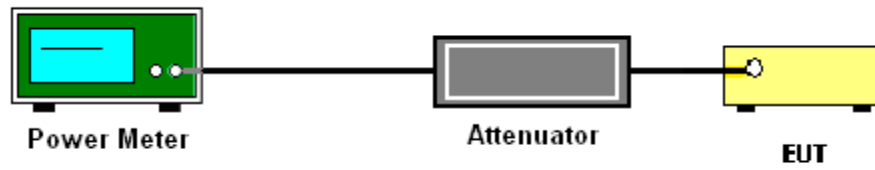
3.2.3 Test Procedures

The testing follows Method PM of FCC KDB 789033 D02 General UNII Test Procedures New Rules v02r01.

Method PM (Measurement using an RF average power meter):

1. Measurement is performed using a wideband RF power meter.
2. The EUT is configured to transmit continuously with a consistent duty cycle at its maximum power control level.
3. Measure the average power of the transmitter, and the average power is corrected with duty factor, $10 \log(1/x)$, where x is the duty cycle.

3.2.4 Test Setup



3.2.5 Test Result of Maximum Conducted Output Power

Please refer to Appendix A.



3.3 Power Spectral Density Measurement

3.3.1 Limit of Power Spectral Density

<FCC 14-30 CFR 15.407>

For mobile and portable client devices in the 5.15–5.25 GHz band, the maximum power spectral density shall not exceed 11dBm in any 1 megahertz band.

For the 5.25–5.725 GHz bands, the maximum power spectral density shall not exceed 11 dBm in any 1 megahertz band.

For the band 5.725–5.85 GHz, the maximum power spectral density shall not exceed 30 dBm in any 500-kHz band.

For Straddle Channel, According to KDB 789033 D02 General UNII Test Procedures New Rules v02r01, If the power and PSD of the devices are uniform and comply with the lower limits specified for the U-NII-2 bands, a single measurement over the entire emission bandwidth can be performed to show compliance.

If transmitting antennas of directional gain greater than 6 dBi are used, the peak output power shall be reduced by the amount in dB that the directional gain of the antenna exceeds 6 dBi.

3.3.2 Measuring Instruments

The measuring equipment is listed in the section 4 of this test report.



3.3.3 Test Procedures

The testing follows FCC KDB 789033 D02 General UNII Test Procedures New Rules v01r04. Section F) Maximum power spectral density.

For devices operating in the bands UNII-1/2A/2C

Method SA-2

(trace averaging across on and off times of the EUT transmissions, followed by duty cycle correction).

- Measure the duty cycle.
- Set span to encompass the entire emission bandwidth (EBW) of the signal.
- Set RBW = 1 MHz.
- Set VBW \geq 3 MHz.
- Number of points in sweep \geq 2 Span / RBW.
- Sweep time = auto.
- Detector = RMS
- Trace average at least 100 traces in power averaging mode.
- Add $10 \log(1/x)$, where x is the duty cycle, to the measured power in order to compute the average power during the actual transmission times. For example, add $10 \log(1/0.25) = 6$ dB if the duty cycle is 25 percent.

For devices operating in the band UNII-3

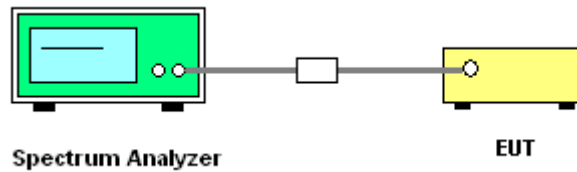
Method SA-2

(trace averaging across on and off times of the EUT transmissions, followed by duty cycle correction).

- Measure the duty cycle.
- Set span to encompass the entire emission bandwidth (EBW) of the signal.
- Set RBW = 500KHz (or 300 kHz if the SA can't set RBW=500KHz).
- Set VBW \geq 1 MHz.
- Number of points in sweep \geq 2 Span / RBW.
- Sweep time = auto.
- Detector = RMS
- Trace average at least 100 traces in power averaging mode.
- If the SA can't set RBW=500KHz, then add $10 \log(500\text{kHz}/\text{RBW})$ to the test result.
- Add $10 \log(1/x)$, where x is the duty cycle, to the measured power in order to compute the average power during the actual transmission times. For example, add $10 \log(1/0.25) = 6$ dB if the duty cycle is 25 percent.

1. The RF output of EUT was connected to the spectrum analyzer by a low loss cable.
2. Each plot has already offset with cable loss, and attenuator loss. Measure the PPSD and record it.

3.3.4 Test Setup

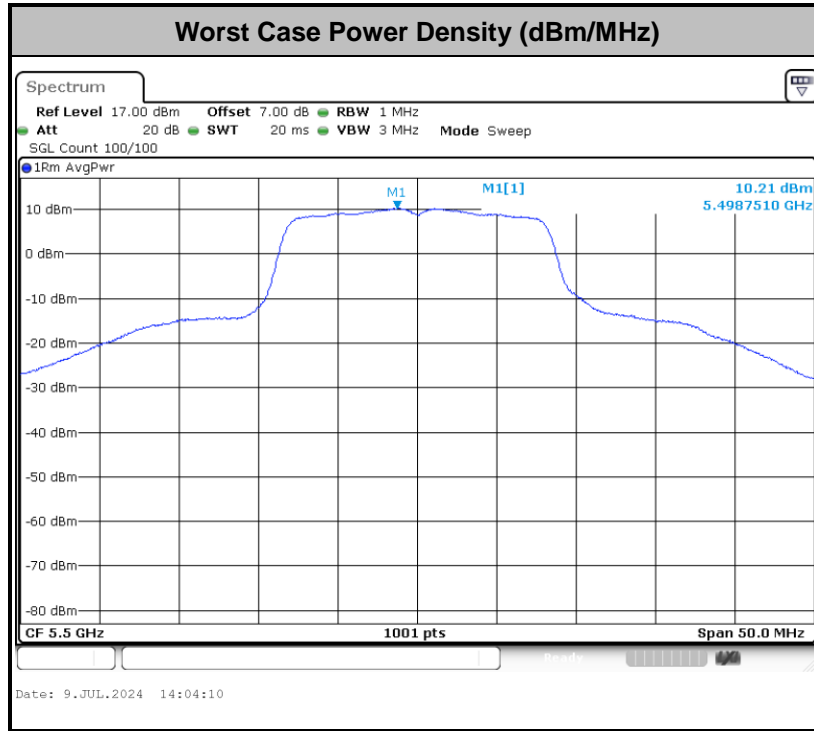




3.3.5 Test Result of Power Spectral Density

Please refer to Appendix A.

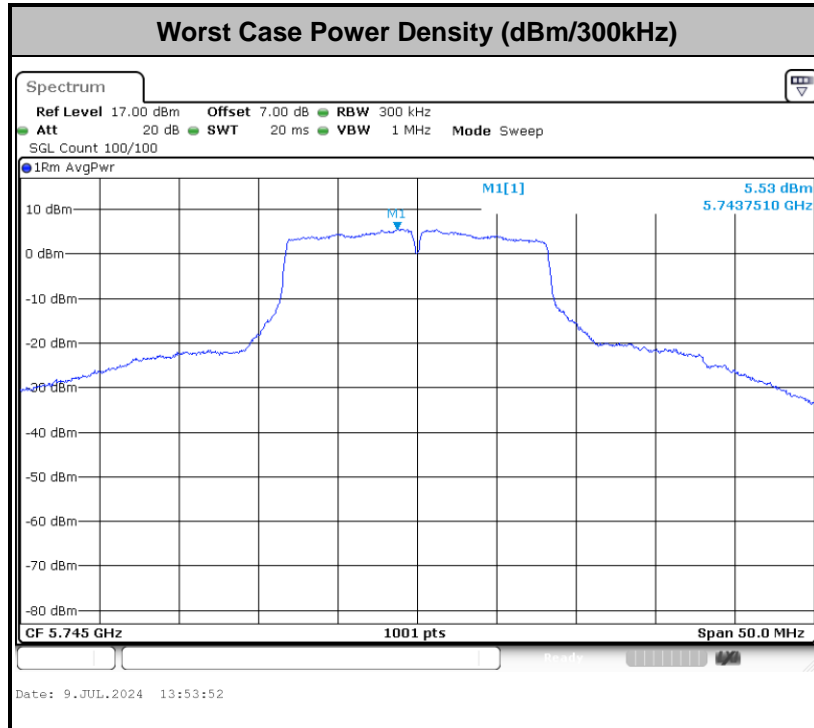
For devices operating in the bands UNII-1/2A/2C



Note: Average Power Density (dB) = Measured value+ Duty Factor



For devices operating in the band UNII-3



Note: Average Power Density (dB) = Measured value + Duty Factor + RBW Offset



3.4 Unwanted Emissions Measurement

This section as specified in FCC Part 15.407(b) is to measure unwanted emissions through radiated measurement for band edge spurious emissions and out of band emissions measurement. The unwanted emissions shall comply with 15.407(b)(1) to (6), and restricted bands per FCC Part 15.205.

3.4.1 Limit of Unwanted Emissions

- (1) For transmitters operating in the 5150-5250 MHz band: all emissions outside of the 5150-5350 MHz band shall not exceed an EIRP of -27 dBm/MHz.

For transmitters operating in the 5250-5350 MHz band: all emissions outside of the 5150-5350 MHz band shall not exceed an EIRP of -27 dBm/MHz. Devices operating in the 5250-5350 MHz band that generate emissions in the 5150-5250 MHz band must meet all applicable technical requirements for operation in the 5150-5250 MHz band (including indoor use) or alternatively meet an out-of-band emission EIRP limit of -27 dBm/MHz in the 5150-5250 MHz band.

For transmitters operating in the 5470-5600 MHz and 5650-5725 MHz band: all emissions outside of the 5470-5600 MHz and 5650-5725 MHz band shall not exceed an EIRP of -27 dBm/MHz.

- (2) For transmitters operating in the 5.725-5.85 GHz band:
15.407(b)(4)(i) All emissions shall be limited to a level of -27 dBm/MHz at 75 MHz or more above or below the band edge increasing linearly to 10 dBm/MHz at 25 MHz above or below the band edge, and from 25 MHz above or below the band edge increasing linearly to a level of 15.6 dBm/MHz at 5 MHz above or below the band edge, and from 5 MHz above or below the band edge increasing linearly to a level of 27 dBm/MHz at the band edge.

(3) Unwanted spurious emissions fallen in restricted bands shall comply with the general field strength limits as below table,

Frequency (MHz)	Field Strength (microvolts/meter)	Measurement Distance (meters)
0.009 – 0.490	2400/F(kHz)	300
0.490 – 1.705	24000/F(kHz)	30
1.705 – 30.0	30	30
30 – 88	100	3
88 – 216	150	3
216 - 960	200	3
Above 960	500	3

(4) EIRP (dBm)	Field Strength at 3m (dBµV/m)
- 27	68.2

Note: The following formula is used to convert the EIRP to field strength.

$$EIRP = E_{Meas} + 20\log (d_{Meas}) - 104.7$$

where

EIRP is the equivalent isotropically radiated power, in dBm

E_{Meas} is the field strength of the emission at the measurement distance, in dBµV/m

d_{Meas} is the measurement distance, in m

3.4.2 Measuring Instruments

The measuring equipment is listed in the section 4 of this test report.

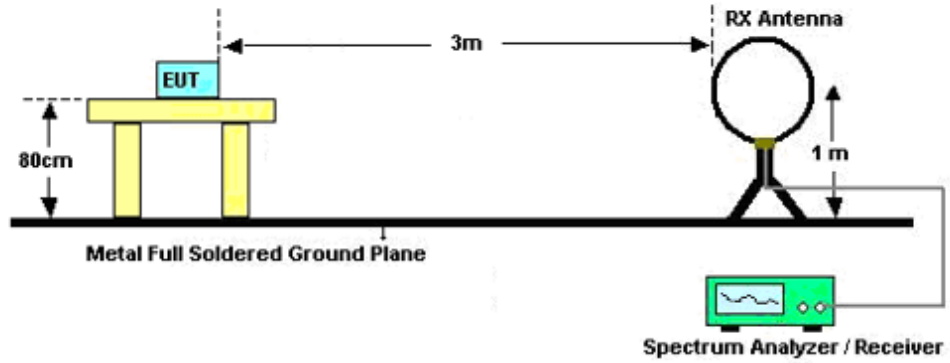


3.4.3 Test Procedures

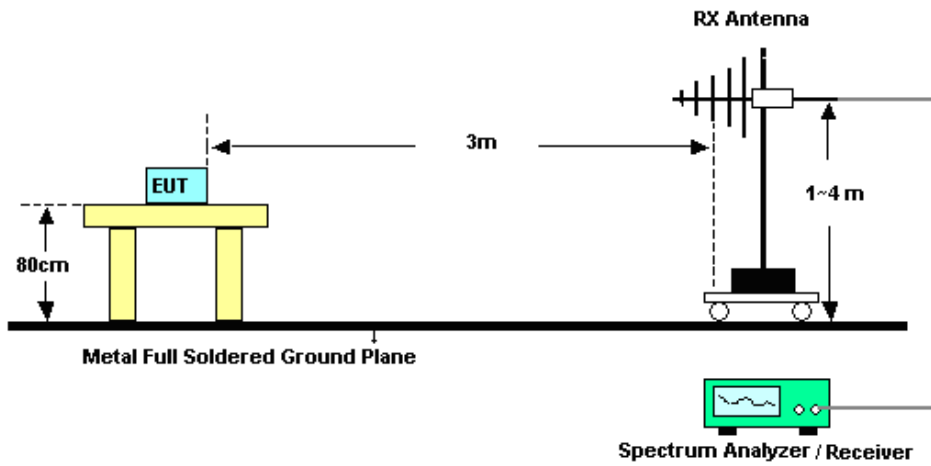
1. The testing follows FCC KDB 789033 D02 General UNII Test Procedures New Rules v01r04. Section G) Unwanted emissions measurement.
 - (1) Procedure for Unwanted Emissions Measurements Below 1000MHz
 - RBW = 120 kHz
 - VBW = 300 kHz
 - Detector = Peak
 - Trace mode = max hold
 - (2) Procedure for Peak Unwanted Emissions Measurements Above 1000 MHz
 - RBW = 1 MHz
 - VBW \geq 3 MHz
 - Detector = Peak
 - Sweep time = auto
 - Trace mode = max hold
 - (3) Procedures for Average Unwanted Emissions Measurements Above 1000MHz
 - RBW = 1 MHz
 - VBW = 10 Hz, when duty cycle is no less than 98 percent.
 - VBW \geq 1/T, when duty cycle is less than 98 percent where T is the minimum transmission duration over which the transmitter is on.
2. The EUT was placed on a turntable with 0.8 meter for frequency below 1GHz and 1.5 meter for frequency above 1GHz respectively above ground.
3. The EUT was set 3 meters from the interference receiving antenna which was mounted on the top of a variable height antenna tower.
4. The antenna is a broadband antenna and its height is adjusted between one meter and four meters above ground to find the maximum value of the field strength for both horizontal polarization and vertical polarization of the antenna.
5. For each suspected emission, the EUT was arranged to its worst case and then adjust the antenna tower (from 1 m to 4 m) and turntable (from 0 degree to 360 degrees) to find the maximum reading.
6. For testing below 1GHz, if the emission level of the EUT in peak mode was 3 dB lower than the limit specified, then peak values of EUT will be reported, otherwise, the emissions will be repeated one by one using the CISPR quasi-peak method and reported.
7. For testing above 1GHz, the emission level of the EUT in peak mode was 20dB lower than average limit (that means the emission level in average mode also complies with the limit in average mode), then peak values of EUT will be reported, otherwise, the emissions will be measured in average mode again and reported.

3.4.4 Test Setup

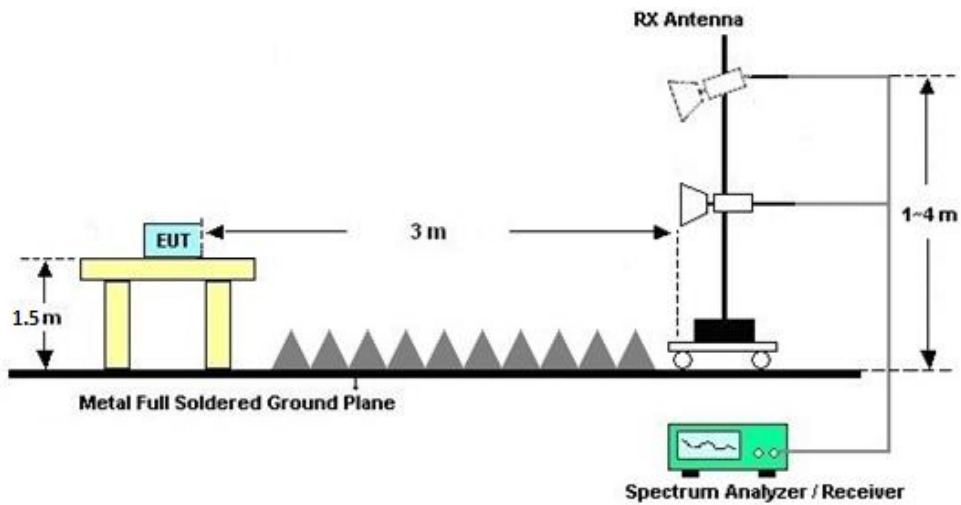
For radiated emissions below 30MHz



For radiated emissions from 30MHz to 1GHz



For radiated emissions above 1GHz





3.4.5 Test Results of Radiated Spurious Emissions (9 kHz ~ 30 MHz)

The low frequency, which started from 9 kHz to 30MHz, was pre-scanned and the result which was 20dB lower than the limit line was not reported.

There is a comparison data of both open-field test site and semi-Anechoic chamber, and the result came out very similar.

3.4.6 Test Result of Radiated Spurious at Band Edges

Please refer to Appendix C.

3.4.7 Duty Cycle

Please refer to Appendix D.

3.4.8 Test Result of Radiated Spurious Emissions (30MHz ~ 10th Harmonic)

Please refer to Appendix C.



3.5 AC Conducted Emission Measurement

3.5.1 Limit of AC Conducted Emission

For equipment that is designed to be connected to the public utility (AC) power line, the radio frequency voltage that is conducted back onto the AC power line on any frequency or frequencies within the band 150 kHz to 30 MHz shall not exceed the limits in the following table.

Frequency of emission (MHz)	Conducted limit (dBμV)	
	Quasi-peak	Average
0.15-0.5	66 to 56*	56 to 46*
0.5-5	56	46
5-30	60	50

*Decreases with the logarithm of the frequency.

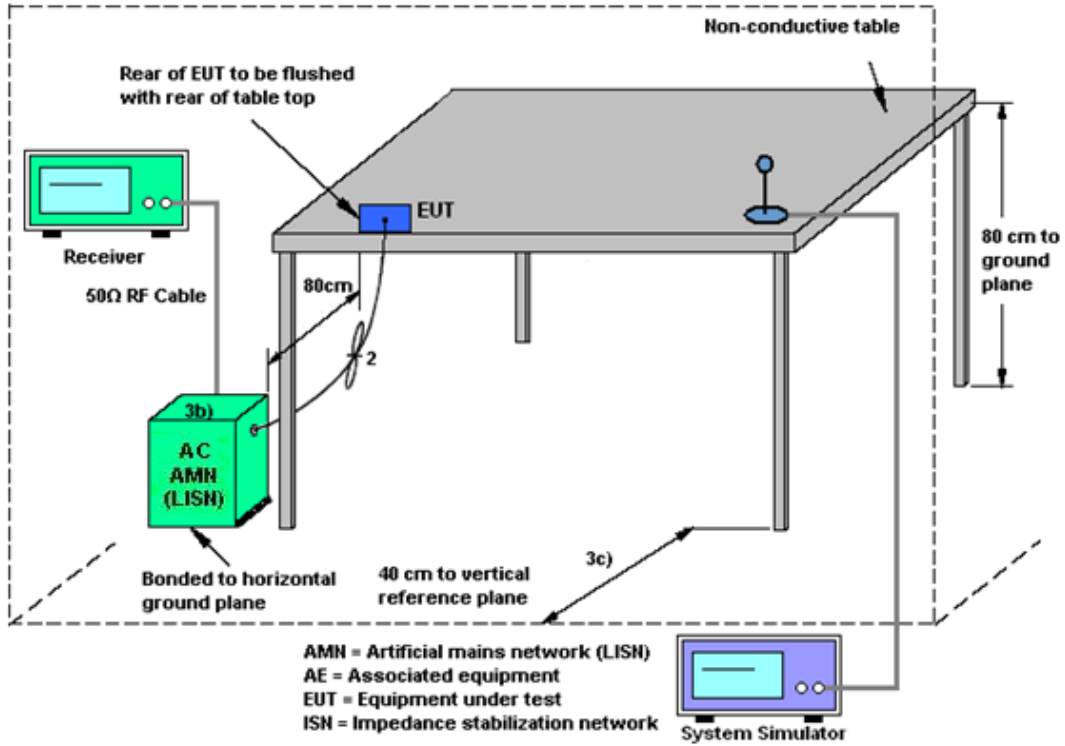
3.5.2 Measuring Instruments

The measuring equipment is listed in the section 4 of this test report.

3.5.3 Test Procedures

1. The EUT was placed 0.4 meter from the conducting wall of the shielding room was kept at least 80 centimeters from any other grounded conducting surface.
2. Connect EUT to the power mains through a line impedance stabilization network (LISN).
3. All the support units are connecting to the other LISN.
4. The LISN provides 50 ohm coupling impedance for the measuring instrument.
5. The FCC states that a 50 ohm, 50 microhenry LISN should be used.
6. Both sides of AC line were checked for maximum conducted interference.
7. The frequency range from 150 kHz to 30 MHz was searched.
8. Set the test-receiver system to Peak Detect Function and specified bandwidth with Maximum Hold Mode.

3.5.4 Test Setup



3.5.5 Test Result of AC Conducted Emission

Please refer to Appendix B.



3.6 Antenna Requirements

3.6.1 Standard Applicable

According to FCC 47 CFR Section 15.407(a)(1)(2) ,if transmitting antenna directional gain is greater than 6 dBi, both the peak transmit power and the peak power spectral density shall be reduced by the amount in dB that the directional gain of the antenna exceeds 6 dBi.

3.6.2 Antenna Anti-Replacement Construction

An embedded-in antenna design is used.

3.6.3 Antenna Gain

The antenna peak gain of EUT is less than 6 dBi. Therefore, it is not necessary to reduce maximum peak output power limit.



4 List of Measuring Equipment

Instrument	Manufacturer	Model No.	Serial No.	Characteristics	Calibration Date	Test Date	Due Date	Remark
EMI Test Receiver	R&S	ESR7	101404	9kHz~7GHz	Oct. 18, 2023	Aug. 12, 2024~ Sep. 01, 2024	Oct. 17, 2024	Radiation (03CH04-SZ)
EXA Spectrum Analyzer	KEYSIGHT	N9010A	MY55150213	10Hz~44GHz	Jul. 03, 2024	Aug. 12, 2024~ Sep. 01, 2024	Jul. 02, 2025	Radiation (03CH04-SZ)
Loop Antenna	R&S	HFH2-Z2E	101141	9kHz~30MHz	Dec. 29, 2023	Aug. 12, 2024~ Sep. 01, 2024	Dec. 28, 2024	Radiation (03CH04-SZ)
Bilog Antenna	TeseQ	CBL6111D	41909	30MHz~1GHz	May. 09, 2024	Aug. 12, 2024~ Sep. 01, 2024	May. 08, 2025	Radiation (03CH04-SZ)
Double Ridge Horn Antenna	SCHWARZBEC K	BBHA9120D	9120D-1474	1GHz~18GHz	Jul. 07, 2024	Aug. 12, 2024~ Sep. 01, 2024	Jul. 06, 2025	Radiation (03CH04-SZ)
Horn Antenna	SCHWARZBEC K	BBHA9170	9170#679	15GHz~40GHz	Jul. 04, 2024	Aug. 12, 2024~ Sep. 01, 2024	Jul. 03, 2025	Radiation (03CH04-SZ)
Amplifier	Burgeon	BPA-530	102211	0.01Hz ~3000MHz	Oct. 18, 2023	Aug. 12, 2024~ Sep. 01, 2024	Oct. 17, 2024	Radiation (03CH04-SZ)
HF Amplifier	MITEQ	AMF-7D-0010 1800-30-10P- R	1943528	1GHz~18GHz	Oct. 18, 2023	Aug. 12, 2024~ Sep. 01, 2024	Oct. 17, 2024	Radiation (03CH04-SZ)
Amplifier	Agilent Technologies	83017A	MY57280136	500MHz~26.5GH z	Jul. 03, 2024	Aug. 12, 2024~ Sep. 01, 2024	Jul. 02, 2025	Radiation (03CH04-SZ)
HF Amplifier	MITEQ	TTA1840-35-H G	1871923	18GHz~40GHz	Jul. 03, 2024	Aug. 12, 2024~ Sep. 01, 2024	Jul. 02, 2025	Radiation (03CH04-SZ)
AC Power Source	APC	AFV-S-600B	F119050019	N/A	Oct. 18, 2023	Aug. 12, 2024~ Sep. 01, 2024	Oct. 17, 2024	Radiation (03CH04-SZ)
Turn Table	EM	EM1000	N/A	0~360 degree	NCR	Aug. 12, 2024~ Sep. 01, 2024	NCR	Radiation (03CH04-SZ)
Antenna Mast	EM	EM1000	N/A	1 m~4 m	NCR	Aug. 12, 2024~ Sep. 01, 2024	NCR	Radiation (03CH04-SZ)
EMI Receiver	R&S	ESR7	101630	9kHz~7GHz;	Jul. 04, 2024	Aug. 16, 2024	Jul. 03, 2025	Conduction (CO01-SZ)
AC LISN	R&S	ENV216	100063	9kHz~30MHz	Jul. 04, 2024	Aug. 16, 2024	Jul. 03, 2025	Conduction (CO01-SZ)
AC LISN (for auxiliary equipment)	EMCO	3816/2SH	00103892	9kHz~30MHz	Oct. 16, 2023	Aug. 16, 2024	Oct. 15, 2024	Conduction (CO01-SZ)
AC Power Source	Chroma	61602	616020000891	100Vac~250Vac	Aug. 14, 2024	Aug. 16, 2024	Aug. 13, 2025	Conduction (CO01-SZ)
Spectrum Analyzer	R&S	FSV40	101078	10Hz~40GHz	Apr. 09, 2024	Jul. 09, 2024~ Jul. 11, 2024	Apr. 08, 2025	Conducted (TH01-SZ)
Pulse Power Senor	Anritsu	MA2411B	1339473	30MHz~40GHz	Dec. 29, 2023	Jul. 09, 2024~ Jul. 11, 2024	Dec. 28, 2024	Conducted (TH01-SZ)
Power Meter	Anritsu	ML2495A	1218010	50MHz Bandwidth	Aug. 21, 2023	Jul. 09, 2024~ Jul. 11, 2024	Aug. 20, 2024	Conducted (TH01-SZ)
DC Power Supply	TTI	PL330P	290070	Max 32V , 3A	Oct. 16, 2023	Jul. 09, 2024~ Jul. 11, 2024	Oct. 15, 2024	Conducted (TH01-SZ)
Thermal Chamber	Ten Billion Hongzhangroup	LP-150U	H2014081803	-40~+150°C	Jul. 03, 2024	Jul. 09, 2024~ Jul. 11, 2024	Jul. 02, 2025	Conducted (TH01-SZ)

NCR: No Calibration Required



5 Measurement Uncertainty

The measurement uncertainties shown below were calculated in accordance with the requirements of ANSI 63.10-2013. All the measurement uncertainty value were shown with a coverage K=2 to indicate 95% level of confidence. The measurement data show herein meets or exceeds the CISPR measurement uncertainty values specified in CISPR 16-4-2 and can be compared directly to specified limit to determine compliance.

Uncertainty of Conducted Measurement

Test Item	Uncertainty
Conducted Spurious Emission & Bandedge	±1.34 dB
Occupied Channel Bandwidth	±0.012 MHz
Conducted Power	±1.34 dB
Conducted Power Spectral Density	±1.32 dB
Frequency	±1.3 Hz

Uncertainty of AC Conducted Emission Measurement (0.15 MHz ~ 30 MHz)

Measuring Uncertainty for a Level of Confidence of 95% (U = 2Uc(y))	2.5 dB
---	--------

Uncertainty of Radiated Emission Measurement (9 KHz ~ 30 MHz)

Measuring Uncertainty for a Level of Confidence of 95% (U = 2Uc(y))	5.1 dB
---	--------

Uncertainty of Radiated Emission Measurement (30 MHz ~ 1000 MHz)

Measuring Uncertainty for a Level of Confidence of 95% (U = 2Uc(y))	5.1 dB
---	--------

Uncertainty of Radiated Emission Measurement (1 GHz ~ 18 GHz)

Measuring Uncertainty for a Level of Confidence of 95% (U = 2Uc(y))	4.8 dB
---	--------

Uncertainty of Radiated Emission Measurement (18 GHz ~ 40 GHz)

Measuring Uncertainty for a Level of Confidence of 95% (U = 2Uc(y))	5.1 dB
---	--------

----- THE END -----



Appendix A. Conducted Test Results

Appendix A. Test Result of Conducted Test Items

Test Engineer:	PiShun	Temperature:	21~25	°C
Test Date:	2024/7/9~2024/7/11	Relative Humidity:	51~54	%

TEST RESULTS DATA
26dB and 99% OBW

<5180 MHz ~ 5240 MHz>										
Mod.	Data Rate	N _{TX}	CH.	Freq. (MHz)	99% Bandwidth (MHz)	26 dB Bandwidth (MHz)	IC 99% Bandwidth Power Limit (dBm)	IC 99% Bandwidth EIRP Limit (dBm)		
11a	6Mbps	1	36	5180	16.63	20.94	-	22.21		
11a	6Mbps	1	44	5220	16.64	20.82	-	22.21		
11a	6Mbps	1	48	5240	16.66	20.82	-	22.22		
HT20	MCS0	1	36	5180	17.76	21.00	-	22.50		
HT20	MCS0	1	44	5220	17.75	21.42	-	22.49		
HT20	MCS0	1	48	5240	17.76	21.30	-	22.49		
HT40	MCS0	1	38	5190	36.49	50.76	-	23.01		
HT40	MCS0	1	46	5230	36.48	52.20	-	23.01		
VHT80	MCS0	1	42	5210	75.98	115.68	-	23.01		

TEST RESULTS DATA
26dB and 99% OBW

<5260 MHz ~ 5320 MHz>											
Mod.	Data Rate	NTX	CH.	Freq. (MHz)	99% Bandwidth (MHz)	26 dB Bandwidth (MHz)	IC 99% Bandwidth Power Limit (dBm)	IC 99% Bandwidth EIRP Limit (dBm)	FCC 26dB Bandwidth Power Limit (dBm)	Note	
11a	6M bps	1	52	5260	16.73	21.12	23.23	29.23	23.98		
11a	6M bps	1	60	5300	16.71	21.12	23.23	29.23	23.98		
11a	6M bps	1	64	5320	16.72	21.06	23.23	29.23	23.98		
HT20	MCS 0	1	52	5260	17.82	21.36	23.51	29.51	23.98		
HT20	MCS 0	1	60	5300	17.80	21.42	23.50	29.50	23.98		
HT20	MCS 0	1	64	5320	17.80	21.36	23.50	29.50	23.98		
HT40	MCS 0	1	54	5270	36.62	64.56	23.98	30.00	23.98		
HT40	MCS 0	1	62	5310	36.63	63.60	23.98	30.00	23.98		
VHT80	MCS 0	1	58	5290	75.63	90.48	23.98	30.00	23.98		

TEST RESULTS DATA
26dB and 99% OBW

<5500 MHz ~ 5700 MHz >											
Mod.	Data Rate	NTX	CH.	Freq. (MHz)	99% Bandwidth (MHz)	26 dB Bandwidth (MHz)	IC 99% Bandwidth Power Limit (dBm)	IC 99% Bandwidth EIRP Limit (dBm)	FCC 26dB Bandwidth Power Limit (dBm)	Note	
11a	6M bps	1	100	5500	18.47	35.22	23.67	29.67	23.98		
11a	6M bps	1	116	5580	17.01	27.96	23.31	29.31	23.98		
11a	6M bps	1	140	5700	17.05	24.48	23.32	29.32	23.98		
11a	6Mbps	1	144	5720	17.02	24.00	23.31	29.31	23.98		
HT20	MCS 0	1	100	5500	18.53	36.12	23.68	29.68	23.98		
HT20	MCS 0	1	116	5580	18.09	30.60	23.57	29.57	23.98		
HT20	MCS 0	1	140	5700	18.12	32.04	23.58	29.58	23.98		
HT20	MCS0	1	144	5720	18.08	30.00	23.57	29.57	23.98		
HT40	MCS 0	1	102	5510	38.06	77.40	23.98	30.00	23.98		
HT40	MCS 0	1	110	5550	37.54	78.24	23.98	30.00	23.98		
HT40	MCS 0	1	134	5670	36.98	77.16	23.98	30.00	23.98		
HT40	MCS0	1	142	5710	37.09	77.28	23.98	30.00	23.98		
VHT80	MCS 0	1	106	5530	75.82	111.36	23.98	30.00	23.98		
VHT80	MCS 0	1	122	5610	75.76	110.40	23.98	30.00	23.98		
VHT80	MCS0	1	138	5690	75.86	111.12	23.98	30.00	23.98		

TEST RESULTS DATA
6dB and 26dB EBW and 99% OBW

<5745 MHz ~ 5825 MHz>									
Mod.	Data Rate	NTX	CH.	Freq. (MHz)	99% Bandwidth (MHz)	26 dB Bandwidth (MHz)	6 dB Bandwidth (MHz)	6dB Bandwidth min. Limit (MHz)	Pass/Fail
11a	6M bps	1	149	5745	17.32	31.98	15.60	0.5	Pass
11a	6Mbps	1	157	5785	16.88	26.70	14.20	0.5	Pass
11a	6Mbps	1	165	5825	16.88	26.10	15.45	0.5	Pass
HT20	MCS 0	1	149	5745	18.19	31.14	17.25	0.5	Pass
HT20	MCS 0	1	157	5785	17.97	26.70	16.85	0.5	Pass
HT20	MCS 0	1	165	5825	17.96	26.76	14.15	0.5	Pass
HT40	MCS 0	1	151	5755	37.58	80.64	35.55	0.5	Pass
HT40	MCS 0	1	159	5795	37.22	77.64	35.28	0.5	Pass
VHT80	MCS 0	1	155	5775	75.86	110.64	75.52	0.5	Pass

TEST RESULTS DATA
Average Power Table

<5180 MHz ~ 5240 MHz>											
Mod.	Data Rate	N _{TX}	CH.	Freq. (MHz)	Duty Factor (dB)	Average Conducted Power (dBm)	FCC Conducted Power Limit (dBm)	DG (dBi)		Pass/Fail	Power Setting
11a	6Mbps	1	36	5180	0.06	17.76	24.00	-0.90		Pass	19.5
11a	6Mbps	1	44	5220	0.06	18.27	24.00	-0.90		Pass	20
11a	6Mbps	1	48	5240	0.06	18.49	24.00	-0.90		Pass	20
HT20	MCS0	1	36	5180	0.06	17.71	24.00	-0.90		Pass	19.5
HT20	MCS0	1	44	5220	0.06	18.29	24.00	-0.90		Pass	20
HT20	MCS0	1	48	5240	0.06	18.50	24.00	-0.90		Pass	20
HT40	MCS0	1	38	5190	0.17	11.85	24.00	-0.90		Pass	13
HT40	MCS0	1	46	5230	0.17	18.67	24.00	-0.90		Pass	20
VHT80	MCS0	1	42	5210	0.34	9.94	24.00	-0.90		Pass	11.5

TEST RESULTS DATA
Average Power Table

<5260 MHz ~ 5320 MHz>											
Mod.	Data Rate	N _{TX}	CH.	Freq. (MHz)	Duty Factor (dB)	Average Conducted Power (dBm)	FCC Conducted Power Limit (dBm)	DG (dBi)	EIRP Power Limit (dBm)	Pass/Fail	Power Setting
11a	6M bps	1	52	5260	0.06	17.46	23.98	-2.10	26.99	Pass	18.5
11a	6M bps	1	60	5300	0.06	18.87	23.98	-2.10	26.99	Pass	20
11a	6M bps	1	64	5320	0.06	17.31	23.98	-2.10	26.99	Pass	18.5
HT20	MCS 0	1	52	5260	0.06	19.07	23.98	-2.10	26.99	Pass	20
HT20	MCS 0	1	60	5300	0.06	18.87	23.98	-2.10	26.99	Pass	20
HT20	MCS 0	1	64	5320	0.06	17.94	23.98	-2.10	26.99	Pass	19
HT40	MCS 0	1	54	5270	0.17	18.04	23.98	-2.10	26.99	Pass	19
HT40	MCS 0	1	62	5310	0.17	11.73	23.98	-2.10	26.99	Pass	12.5
VHT80	MCS 0	1	58	5290	0.34	10.84	23.98	-2.10	26.99	Pass	11.5

TEST RESULTS DATA
Average Power Table

<5500 MHz ~ 5700 MHz >											
Mod.	Data Rate	N _{TX}	CH.	Freq. (MHz)	Duty Factor (dB)	Average Conducted Power (dBm)	FCC Conducted Power Limit (dBm)	DG (dBi)	EIRP Power Limit (dBm)	Pass/Fail	Power Setting
11a	6M bps	1	100	5500	0.06	19.84	23.98	-0.40	26.99	Pass	18.5
11a	6M bps	1	116	5580	0.06	19.51	23.98	-0.40	26.99	Pass	19
11a	6M bps	1	140	5700	0.06	19.65	23.98	-0.40	26.99	Pass	19
11a	6M bps	1	144	5720	0.06	19.71	23.98	-0.40	26.99	Pass	19
HT20	MCS 0	1	100	5500	0.06	19.92	23.98	-0.40	26.99	Pass	18.5
HT20	MCS 0	1	116	5580	0.06	19.59	23.98	-0.40	26.99	Pass	19
HT20	MCS 0	1	140	5700	0.06	19.55	23.98	-0.40	26.99	Pass	19
HT20	MCS 0	1	144	5720	0.06	19.86	23.98	-0.40	26.99	Pass	19
HT40	MCS 0	1	102	5510	0.17	17.14	23.98	-0.40	26.99	Pass	15.5
HT40	MCS 0	1	110	5550	0.17	19.57	23.98	-0.40	26.99	Pass	19.5
HT40	MCS 0	1	134	5670	0.17	19.57	23.98	-0.40	26.99	Pass	19.5
HT40	MCS 0	1	142	5710	0.17	19.56	23.98	-0.40	26.99	Pass	19.5
VHT80	MCS 0	1	106	5530	0.34	12.90	23.98	-0.40	26.99	Pass	12
VHT80	MCS 0	1	122	5610	0.34	16.84	23.98	-0.40	26.99	Pass	16
VHT80	MCS 0	1	138	5690	0.34	17.22	23.98	-0.40	26.99	Pass	16

TEST RESULTS DATA
Average Power Table

<5745 MHz ~ 5825 MHz>										
Mod.	Data Rate	N _{TX}	CH.	Freq. (MHz)	Duty Factor (dB)	Average Conducted Power (dBm)	FCC Conducted Power Limit (dBm)	DG (dBi)		Pass/Fail
11a	6M bps	1	149	5745	0.06	19.98	30.00	0.10		Pass
11a	6Mbps	1	157	5785	0.06	19.93	30.00	0.10		Pass
11a	6Mbps	1	165	5825	0.06	19.66	30.00	0.10		Pass
HT20	MCS 0	1	149	5745	0.06	19.91	30.00	0.10		Pass
HT20	MCS 0	1	157	5785	0.06	19.52	30.00	0.10		Pass
HT20	MCS 0	1	165	5825	0.06	19.74	30.00	0.10		Pass
HT40	MCS 0	1	151	5755	0.17	19.92	30.00	0.10		Pass
HT40	MCS 0	1	159	5795	0.17	19.47	30.00	0.10		Pass
VHT80	MCS 0	1	155	5775	0.34	17.34	30.00	0.10		Pass

Power Setting
19
20
20
19
19.5
20
19.5
19.5
16

TEST RESULTS DATA
Power Spectral Density

<5180 MHz ~ 5240 MHz>										
Mod.	Data Rate	NTX	CH.	Freq. (MHz)	Duty Factor (dB)	Average Power Density (dBm/MHz)	Average PSD Limit (dBm/MHz)	DG (dBi)	-	Pass/Fail
11a	6Mbps	1	36	5180	0.06	7.92	11.00	-0.90		Pass
11a	6Mbps	1	44	5220	0.06	7.88	11.00	-0.90		Pass
11a	6Mbps	1	48	5240	0.06	7.99	11.00	-0.90		Pass
HT20	MCS0	1	36	5180	0.06	7.34	11.00	-0.90		Pass
HT20	MCS0	1	44	5220	0.06	7.30	11.00	-0.90		Pass
HT20	MCS0	1	48	5240	0.06	7.50	11.00	-0.90		Pass
HT40	MCS0	1	38	5190	0.17	5.33	11.00	-0.90		Pass
HT40	MCS0	1	46	5230	0.17	5.28	11.00	-0.90		Pass
VHT80	MCS0	1	42	5210	0.34	1.87	11.00	-0.90		Pass

TEST RESULTS DATA
Power Spectral Density

<5260 MHz ~ 5320 MHz>										
Mod.	Data Rate	NTX	CH.	Freq. (MHz)	Duty Factor (dB)	Average Power Density (dBm/MHz)	Average PSD Limit (dBm/MHz)	DG (dBi)		Pass/Fail
11a	6M bps	1	52	5260	0.06	8.47	11.00	-2.10		Pass
11a	6M bps	1	60	5300	0.06	8.85	11.00	-2.10		Pass
11a	6M bps	1	64	5320	0.06	8.87	11.00	-2.10		Pass
HT20	MCS 0	1	52	5260	0.06	8.03	11.00	-2.10		Pass
HT20	MCS 0	1	60	5300	0.06	8.33	11.00	-2.10		Pass
HT20	MCS 0	1	64	5320	0.06	8.31	11.00	-2.10		Pass
HT40	MCS 0	1	54	5270	0.17	5.92	11.00	-2.10		Pass
HT40	MCS 0	1	62	5310	0.17	6.21	11.00	-2.10		Pass
VHT80	MCS 0	1	58	5290	0.34	-0.21	11.00	-2.10		Pass

TEST RESULTS DATA
Power Spectral Density

<5500 MHz ~ 5700 MHz >										
Mod.	Data Rate	NTX	CH.	Freq. (MHz)	Duty Factor (dB)	Average Power Density (dBm/MHz)	Average PSD Limit (dBm/MHz)	DG (dBi)		Pass/Fail
11a	6M bps	1	100	5500	0.06	10.27	11.00	-0.40		Pass
11a	6M bps	1	116	5580	0.06	9.63	11.00	-0.40		Pass
11a	6M bps	1	140	5700	0.06	10.03	11.00	-0.40		Pass
11a	6Mbps	1	144	5720	0.06	10.25	11.00	-0.40		Pass
HT20	MCS 0	1	100	5500	0.06	9.85	11.00	-0.40		Pass
HT20	MCS 0	1	116	5580	0.06	9.11	11.00	-0.40		Pass
HT20	MCS 0	1	140	5700	0.06	9.59	11.00	-0.40		Pass
HT20	MCS0	1	144	5720	0.06	9.63	11.00	-0.40		Pass
HT40	MCS 0	1	102	5510	0.17	7.07	11.00	-0.40		Pass
HT40	MCS 0	1	110	5550	0.17	6.85	11.00	-0.40		Pass
HT40	MCS 0	1	134	5670	0.17	6.69	11.00	-0.40		Pass
HT40	MCS0	1	142	5710	0.17	7.06	11.00	-0.40		Pass
VHT80	MCS 0	1	106	5530	0.34	1.13	11.00	-0.40		Pass
VHT80	MCS 0	1	122	5610	0.34	0.77	11.00	-0.40		Pass
VHT80	MCS0	1	138	5690	0.34	1.37	11.00	-0.40		Pass

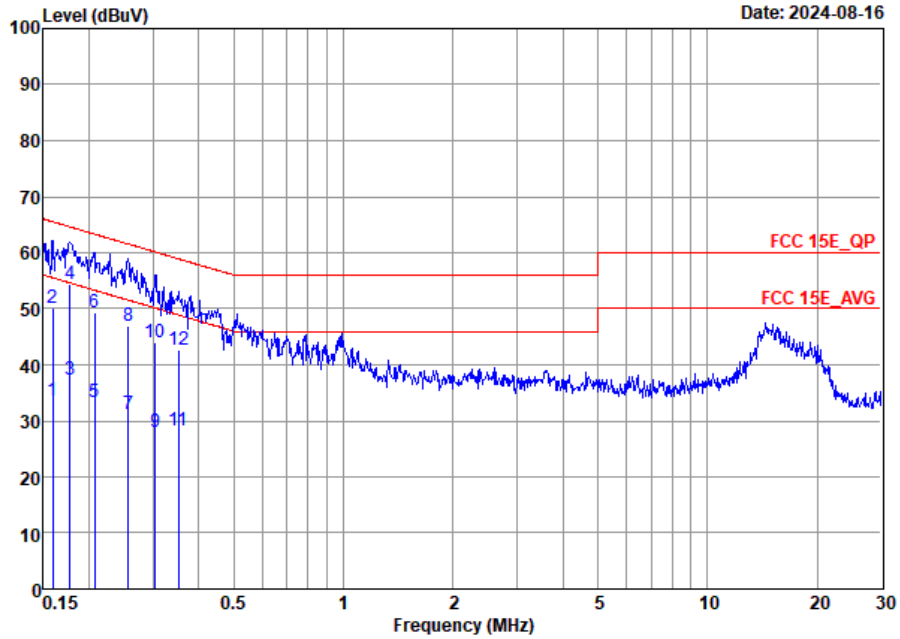
TEST RESULTS DATA
Power Spectral Density

<5745 MHz ~ 5825 MHz>										
Mod.	Data Rate	NTX	CH.	Freq. (MHz)	Duty Factor (dB)	10log (500kHz /RBW) Factor (dB)	Average Power Density (dBm/500kHz)	Average PSD Limit (dBm/500kHz)	DG (dBi)	Pass/Fail
11a	6M bps	1	149	5745	0.06	2.22	7.81	30.00	0.10	Pass
11a	6Mbps	1	157	5785	0.06	2.22	6.91	30.00	0.10	Pass
11a	6Mbps	1	165	5825	0.06	2.22	6.75	30.00	0.10	Pass
HT20	MCS 0	1	149	5745	0.06	2.22	7.15	30.00	0.10	Pass
HT20	MCS 0	1	157	5785	0.06	2.22	6.44	30.00	0.10	Pass
HT20	MCS 0	1	165	5825	0.06	2.22	6.41	30.00	0.10	Pass
HT40	MCS 0	1	151	5755	0.17	2.22	4.52	30.00	0.10	Pass
HT40	MCS 0	1	159	5795	0.17	2.22	3.97	30.00	0.10	Pass
VHT80	MCS 0	1	155	5775	0.34	2.22	-1.57	30.00	0.10	Pass



Appendix B. AC Conducted Emission Test Results

Test Engineer :	Chase Nathon	Temperature :	22~24°C
		Relative Humidity :	44~50%
Test Voltage :	120Vac / 60Hz	Phase :	Line
Remark :	All emissions not reported here are more than 10 dB below the prescribed limit.		

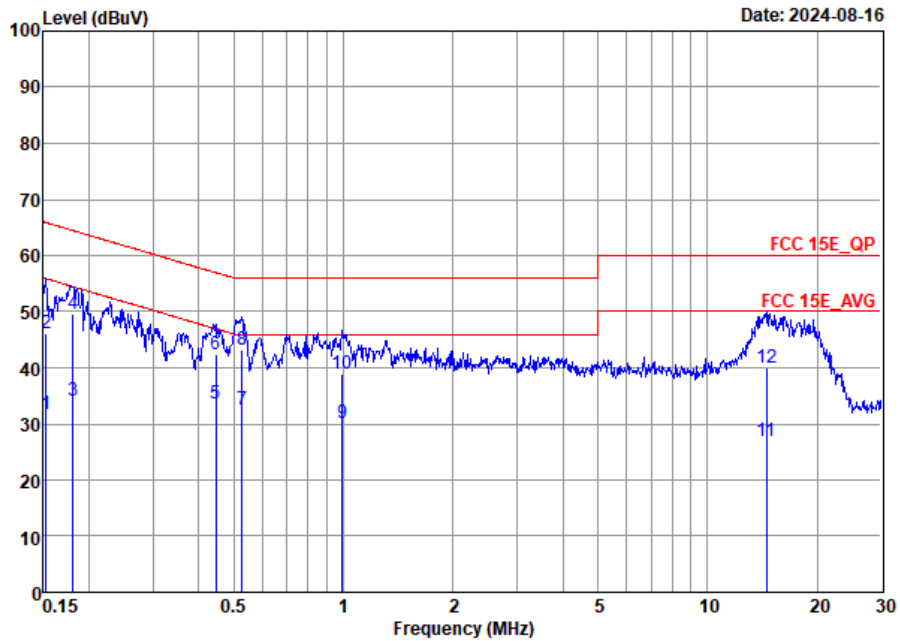


Site : CO01-SZ
 Condition: FCC 15E_QP AC LISN 100063_L LINE

	Freq	Level	Over Limit	Limit Line	Read Level	LISN Factor	Cable Loss	Remark
	MHz	dBuV	dB	dBuV	dBuV	dB	dB	
1	0.16	33.55	-21.97	55.52	13.09	10.32	10.14	Average
2	0.16	50.05	-15.47	65.52	29.59	10.32	10.14	QP
3	0.18	37.34	-17.25	54.59	16.90	10.30	10.14	Average
4 *	0.18	54.34	-10.25	64.59	33.90	10.30	10.14	QP
5	0.21	33.28	-20.04	53.32	12.70	10.43	10.15	Average
6	0.21	49.38	-13.94	63.32	28.80	10.43	10.15	QP
7	0.26	31.07	-20.49	51.56	10.80	10.12	10.15	Average
8	0.26	46.97	-14.59	61.56	26.70	10.12	10.15	QP
9	0.30	28.11	-22.04	50.15	7.91	10.05	10.15	Average
10	0.30	44.01	-16.14	60.15	23.81	10.05	10.15	QP
11	0.35	28.39	-20.52	48.91	7.99	10.24	10.16	Average
12	0.35	42.59	-16.32	58.91	22.19	10.24	10.16	QP



Test Engineer :	Chase Nathon	Temperature :	22~24°C
		Relative Humidity :	44~50%
Test Voltage :	120Vac / 60Hz	Phase :	Neutral
Remark :	All emissions not reported here are more than 10 dB below the prescribed limit.		



Site : CO01-SZ
 Condition: FCC 15E_QP AC LISN 100063_N NEUTRAL

	Freq	Level	Over	Limit	Read	LISN	Cable	
	MHz	dBuV	Limit	Line	Level	Factor	Loss	Remark
			dB	dBuV	dBuV	dB	dB	
1	0.15	31.71	-24.16	55.87	11.40	10.18	10.13	Average
2	0.15	46.21	-19.66	65.87	25.90	10.18	10.13	QP
3	0.18	34.17	-20.29	54.46	13.61	10.42	10.14	Average
4	0.18	49.57	-14.89	64.46	29.01	10.42	10.14	QP
5	0.45	33.68	-13.25	46.93	13.50	10.02	10.16	Average
6	0.45	42.38	-14.55	56.93	22.20	10.02	10.16	QP
7	0.53	32.50	-13.50	46.00	12.20	10.14	10.16	Average
8 *	0.53	43.30	-12.70	56.00	23.00	10.14	10.16	QP
9	0.99	30.09	-15.91	46.00	9.70	10.23	10.16	Average
10	0.99	38.99	-17.01	56.00	18.60	10.23	10.16	QP
11	14.52	26.90	-23.10	50.00	6.20	10.22	10.48	Average
12	14.52	39.90	-20.10	60.00	19.20	10.22	10.48	QP

Note:

- Level(dBμV) = Read Level(dBμV) + LISN Factor(dB) + Cable Loss(dB)
- Over Limit(dB) = Level(dBμV) – Limit Line(dBμV)



Appendix C. Radiated Spurious Emission Test Data

Test Engineer :	Wenbo Xiao	Relative Humidity :	48~49%
		Temperature :	24°C~25°C

Radiated Spurious Emission Test Modes

Mode	Band	Band (GHz)	Antenna	Modulation	Channel	Frequency	Data Rate	RU	Remark
Mode 1	U-NII-1	5.15-5.25	3	802.11a	36	5180	6Mbps	-	-
Mode 2	U-NII-1	5.15-5.25	3	802.11a	44	5220	6Mbps	-	-
Mode 3	U-NII-1	5.15-5.25	3	802.11a	48	5240	6Mbps	-	-
Mode 4	U-NII-2A	5.25-5.35	3	802.11a	52	5280	6Mbps	-	-
Mode 5	U-NII-2A	5.25-5.35	3	802.11a	60	5300	6Mbps	-	-
Mode 6	U-NII-2A	5.25-5.35	3	802.11a	64	5320	6Mbps	-	-
Mode 7	U-NII-2C	5.47-5.725	3	802.11a	100	5500	6Mbps	-	-
Mode 8	U-NII-2C	5.47-5.725	3	802.11a	116	5580	6Mbps	-	-
Mode 9	U-NII-2C	5.47-5.725	3	802.11a	140	5700	6Mbps	-	-
Mode 10	U-NII-1	5.15-5.25	3	802.11n HT20	36	5180	MCS0	-	-
Mode 11	U-NII-1	5.15-5.25	3	802.11n HT20	44	5220	MCS0	-	-
Mode 12	U-NII-1	5.15-5.25	3	802.11n HT20	48	5240	MCS0	-	-
Mode 13	U-NII-2A	5.25-5.35	3	802.11n HT20	52	5280	MCS0	-	-
Mode 14	U-NII-2A	5.25-5.35	3	802.11n HT20	60	5300	MCS0	-	-
Mode 15	U-NII-2A	5.25-5.35	3	802.11n HT20	64	5320	MCS0	-	-
Mode 16	U-NII-2C	5.47-5.725	3	802.11n HT20	100	5500	MCS0	-	-
Mode 17	U-NII-2C	5.47-5.725	3	802.11n HT20	116	5580	MCS0	-	-
Mode 18	U-NII-2C	5.47-5.725	3	802.11n HT20	140	5700	MCS0	-	-
Mode 19	U-NII-1	5.15-5.25	3	802.11n HT40	38	5190	MCS0	-	-
Mode 20	U-NII-1	5.15-5.25	3	802.11n HT40	46	5230	MCS0	-	-
Mode 21	U-NII-2A	5.25-5.35	3	802.11n HT40	54	5270	MCS0	-	-
Mode 22	U-NII-2A	5.25-5.35	3	802.11n HT40	62	5310	MCS0	-	-
Mode 23	U-NII-2C	5.47-5.725	3	802.11n HT40	102	5510	MCS0	-	-
Mode 24	U-NII-2C	5.47-5.725	3	802.11n HT40	134	5670	MCS0	-	-
Mode 25	U-NII-1	5.15-5.25	3	802.11ac VHT80	42	5210	MCS0	-	-
Mode 26	U-NII-2A	5.25-5.35	3	802.11ac VHT80	58	5290	MCS0	-	-
Mode 27	U-NII-2C	5.47-5.725	3	802.11ac VHT80	106	5530	MCS0	-	-
Mode 28	U-NII-2C	5.47-5.725	3	802.11ac VHT80	122	5610	MCS0	-	-
Mode 29	U-NII-2C	5.47-5.725	3	802.11a	144	5720	6Mbps	-	-
Mode 30	U-NII-2C	5.47-5.725	3	802.11n HT20	144	5720	MCS0	-	-
Mode 31	U-NII-2C	5.47-5.725	3	802.11n HT40	142	5710	MCS0	-	-
Mode 32	U-NII-2C	5.47-5.725	3	802.11ac VHT80	138	5690	MCS0	-	-
Mode 33	U-NII-3	5.725-5.85	3	802.11a	149	5745	6Mbps	-	-
Mode 34	U-NII-3	5.725-5.85	3	802.11a	157	5785	6Mbps	-	-
Mode 35	U-NII-3	5.725-5.85	3	802.11a	165	5825	6Mbps	-	-
Mode 36	U-NII-3	5.725-5.85	3	802.11n HT20	149	5745	MCS0	-	-
Mode 37	U-NII-3	5.725-5.85	3	802.11n HT20	157	5785	MCS0	-	-
Mode 38	U-NII-3	5.725-5.85	3	802.11n HT20	165	5825	MCS0	-	-
Mode 39	U-NII-3	5.725-5.85	3	802.11n HT40	151	5755	MCS0	-	-
Mode 40	U-NII-3	5.725-5.85	3	802.11n HT40	159	5795	MCS0	-	-
Mode 41	U-NII-3	5.725-5.85	3	802.11ac VHT80	155	5775	MCS0	-	-
Mode 42	U-NII-1	5.15-5.25	3	802.11a-LF	36	5180	6Mbps	-	LF
Mode 43	U-NII-3	5.725-5.85	3	802.11a-LF	149	5745	6Mbps	-	LF



Summary of each worse mode

Mode	Modulation	Ch.	Freq. (MHz)	Level (dBuV/m)	Limit (dBuV/m)	Margin (dB)	Pol.	Peak Avg.	Result	Remark
1	802.11a	36	5149.04	50.99	54.00	-3.01	V	AVERAGE	Pass	Band Edge
1	802.11a	36	10360.00	48.16	68.30	-20.14	V	Peak	Pass	Harmonic
2	802.11a	44	-	-	-	-	-	-	-	Band Edge
2	802.11a	44	10440.00	48.76	68.30	-19.54	V	Peak	Pass	Harmonic
3	802.11a	48	-	-	-	-	-	-	-	Band Edge
3	802.11a	48	10480.00	48.31	68.30	-19.99	V	Peak	Pass	Harmonic
4	802.11a	52	-	-	-	-	-	-	-	Band Edge
4	802.11a	52	7017.50	54.71	68.30	-13.59	V	Peak	Pass	Harmonic
5	802.11a	60	-	-	-	-	-	-	-	Band Edge
5	802.11a	60	7063.50	56.65	68.30	-11.65	V	Peak	Pass	Harmonic
6	802.11a	64	5350.24	50.03	54.00	-3.97	V	AVERAGE	Pass	Band Edge
6	802.11a	64	15960.00	49.99	74.00	-24.01	H	Peak	Pass	Harmonic
7	802.11a	100	-	-	-	-	-	-	-	Band Edge
7	802.11a	100	16500.00	48.42	68.30	-19.88	V	Peak	Pass	Harmonic
8	802.11a	116	-	-	-	-	-	-	-	Band Edge
8	802.11a	116	16740.00	50.16	68.30	-18.14	V	Peak	Pass	Harmonic
9	802.11a	140	5726.13	62.03	68.30	-6.27	V	PEAK	Pass	Band Edge
9	802.11a	140	17100.00	49.71	68.30	-18.59	H	Peak	Pass	Harmonic
10	802.11n HT20	36	5149.94	50.11	54.00	-3.89	V	AVERAGE	Pass	Band Edge
10	802.11n HT20	36	6902.50	55.45	68.30	-12.85	V	Peak	Pass	Harmonic
11	802.11n HT20	44	-	-	-	-	-	-	-	Band Edge
11	802.11n HT20	44	10440.00	47.70	68.30	-20.60	H	Peak	Pass	Harmonic
12	802.11n HT20	48	-	-	-	-	-	-	-	Band Edge
12	802.11n HT20	48	10480.00	47.65	68.30	-20.65	V	Peak	Pass	Harmonic
13	802.11n HT20	52	-	-	-	-	-	-	-	Band Edge
13	802.11n HT20	52	7017.50	54.72	68.30	-13.58	V	Peak	Pass	Harmonic
14	802.11n HT20	60	-	-	-	-	-	-	-	Band Edge
14	802.11n HT20	60	7063.50	53.61	68.30	-14.69	V	Peak	Pass	Harmonic
15	802.11n HT20	64	5350.24	51.93	54.00	-2.07	V	AVERAGE	Pass	Band Edge
15	802.11n HT20	64	15960.00	48.98	74.00	-25.02	V	Peak	Pass	Harmonic
16	802.11n HT20	100	5459.65	49.97	54.00	-4.03	V	AVERAGE	Pass	Band Edge
16	802.11n HT20	100	16500.00	49.13	68.30	-19.17	V	Peak	Pass	Harmonic
17	802.11n HT20	116	-	-	-	-	-	-	-	Band Edge
17	802.11n HT20	116	16740.00	49.96	68.30	-18.34	V	Peak	Pass	Harmonic
18	802.11n HT20	140	5725.35	63.82	68.30	-4.48	V	PEAK	Pass	Band Edge
18	802.11n HT20	140	17100.00	50.00	68.30	-18.30	H	Peak	Pass	Harmonic
19	802.11n HT40	38	5149.53	50.23	54.00	-3.77	V	AVERAGE	Pass	Band Edge
19	802.11n HT40	38	-	-	-	-	-	-	-	Harmonic
20	802.11n HT40	46	5149.04	48.45	54.00	-5.55	V	AVERAGE	Pass	Band Edge
20	802.11n HT40	46	-	-	-	-	-	-	-	Harmonic
21	802.11n HT40	54	5356.07	50.95	54.00	-3.05	V	AVERAGE	Pass	Band Edge
21	802.11n HT40	54	-	-	-	-	-	-	-	Harmonic
22	802.11n HT40	62	5350.35	50.94	54.00	-3.06	V	AVERAGE	Pass	Band Edge
22	802.11n HT40	62	-	-	-	-	-	-	-	Harmonic



23	802.11n HT40	102	5459.92	50.18	54.00	-3.82	V	AVERAGE	Pass	Band Edge
23	802.11n HT40	102	-	-	-	-	-	-	-	Harmonic
24	802.11n HT40	134	5726.81	64.85	68.30	-3.45	V	PEAK	Pass	Band Edge
24	802.11n HT40	134	-	-	-	-	-	-	-	Harmonic
25	802.11ac VHT80	42	5149.94	50.00	54.00	-4.00	V	AVERAGE	Pass	Band Edge
25	802.11ac VHT80	42	-	-	-	-	-	-	-	Harmonic
26	802.11ac VHT80	58	5350.01	53.96	54.00	-0.04	V	AVERAGE	Pass	Band Edge
26	802.11ac VHT80	58	-	-	-	-	-	-	-	Harmonic
27	802.11ac VHT80	106	5458.72	59.86	54.00	5.86	V	AVERAGE	Fail	Band Edge
27	802.11ac VHT80	106	-	-	-	-	-	-	-	Harmonic
28	802.11ac VHT80	122	5454.78	43.38	54.00	-10.62	V	AVERAGE	Pass	Band Edge
28	802.11ac VHT80	122	-	-	-	-	-	-	-	Harmonic
29	802.11a	144	-	-	-	-	-	-	-	Band Edge
29	802.11a	144	17160.00	48.78	68.30	-19.52	H	Peak	Pass	Harmonic
30	802.11n HT20	144	5459.45	42.67	54.00	-11.33	H	Peak	Pass	Band Edge
30	802.11n HT20	144	17160.00	48.32	68.30	-19.98	V	Peak	Pass	Harmonic
31	802.11n HT40	142	5417.65	43.77	54.00	-10.23	V	Average	Pass	Band Edge
31	802.11n HT40	142	-	-	-	-	-	-	-	Harmonic
32	802.11ac VHT80	138	5444.05	43.21	54.00	-10.79	H	Average	Pass	Band Edge
32	802.11ac VHT80	138	-	-	-	-	-	-	-	Harmonic
33	802.11a	149	-	-	-	-	-	-	-	Band Edge
33	802.11a	149	7661.50	47.30	54.00	-6.70	H	Average	Pass	Harmonic
34	802.11a	157	-	-	-	-	-	-	-	Band Edge
34	802.11a	157	7707.50	46.60	54.00	-7.40	H	Average	Pass	Harmonic
35	802.11a	165	-	-	-	-	-	-	-	Band Edge
35	802.11a	165	17475.00	51.38	68.30	-16.92	V	Peak	Pass	Harmonic
36	802.11n HT20	149	5604.21	52.66	68.30	-15.64	H	PEAK	Pass	Band Edge
36	802.11n HT20	149	7661.50	47.38	54.00	-6.62	H	Average	Pass	Harmonic
37	802.11n HT20	157	-	-	-	-	-	-	-	Band Edge
37	802.11n HT20	157	7707.50	46.57	54.00	-7.43	H	Average	Pass	Harmonic
38	802.11n HT20	165	5944.00	53.27	68.30	-15.03	V	PEAK	Pass	Band Edge
38	802.11n HT20	165	17475.00	51.49	68.30	-16.81	V	Peak	Pass	Harmonic
39	802.11n HT40	151	5650.07	53.39	68.35	-14.96	V	PEAK	Pass	Band Edge
39	802.11n HT40	151	-	-	-	-	-	-	-	Harmonic
40	802.11n HT40	159	5936.98	53.02	68.30	-15.28	V	PEAK	Pass	Band Edge
40	802.11n HT40	159	-	-	-	-	-	-	-	Harmonic
41	802.11ac VHT80	155	5935.30	52.76	68.30	-15.54	H	PEAK	Pass	Band Edge
41	802.11ac VHT80	155	-	-	-	-	-	-	-	Harmonic
42	802.11a-LF	36	944.71	34.72	46.00	-11.28	H	PEAK	Pass	LF
43	802.11a-LF	149	941.80	33.89	46.00	-12.11	H	PEAK	Pass	LF



<Co-Location>

Radiated Spurious Emission Test Modes

Mode	Band	Band (GHz)	Antenna	Modulation	Channel	Frequency	Data Rate	RU	Remark
Mode 44	Co-location		3	802.11a	36	5180	6Mbps	-	-
			6	LTE	B48 Link'				

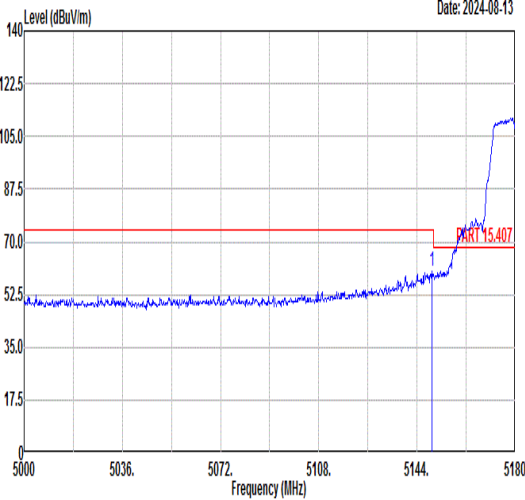
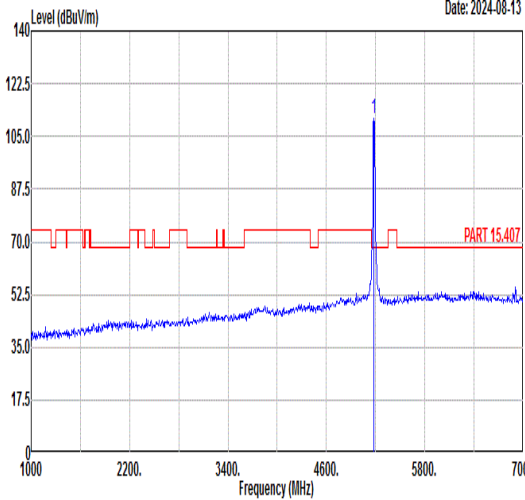
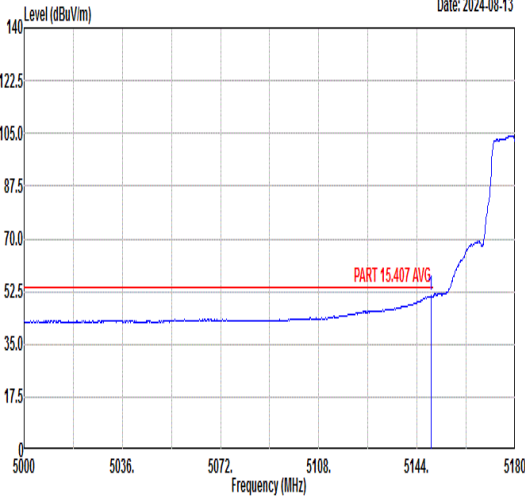
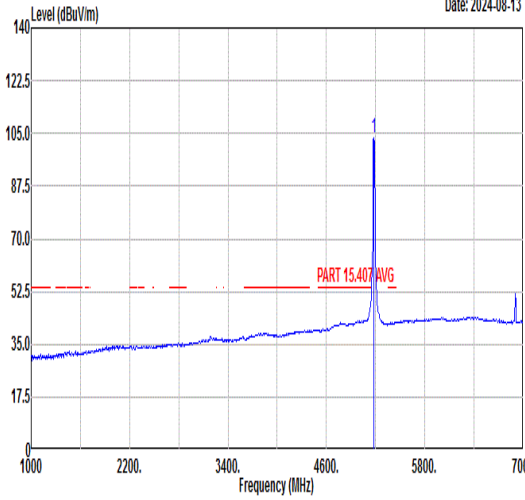
Summary of each worse mode

Mode	Modulation	Ch.	Freq. (MHz)	Level (dBuV/m)	Limit (dBuV/m)	Margin (dB)	Pol.	Peak Avg.	Result	Remark
44	Co-location	36	5148.14	49.36	54.00	-4.64	V	AVERAGE	Pass	Band Edge
44		36	6902.50	54.67	68.30	-13.63	V	Peak	Pass	Harmonic



Mode	1																																																																																	
	Band Edge																																																																																	
	U-NII-1_5.15-5.25_802.11a_CH36_5180MHz																																																																																	
ANT	3																																																																																	
Pol.	Horizontal	Fundamental																																																																																
Peak	<table border="1"> <thead> <tr> <th>Limit</th> <th>Margin</th> <th>Read</th> <th>Ant</th> <th>Cable</th> <th>Preamp</th> <th>APos</th> <th>TPos</th> <th>Remark</th> </tr> <tr> <th>Freq</th> <th>Level</th> <th>Line</th> <th>(dB)</th> <th>Level</th> <th>Factor</th> <th>Loss</th> <th>Factor</th> <th></th> </tr> <tr> <th>MHz</th> <th>dBuV/m</th> <th>dBuV/m</th> <th>dB</th> <th>dBuV</th> <th>dB/m</th> <th>dB</th> <th>dB</th> <th>cm</th> <th>deg</th> </tr> </thead> <tbody> <tr> <td>1</td> <td>5149.94</td> <td>57.13</td> <td>74.00</td> <td>-16.87</td> <td>45.15</td> <td>36.11</td> <td>8.54</td> <td>32.67</td> <td>182</td> <td>90</td> <td>PEAK</td> </tr> </tbody> </table>	Limit	Margin	Read	Ant	Cable	Preamp	APos	TPos	Remark	Freq	Level	Line	(dB)	Level	Factor	Loss	Factor		MHz	dBuV/m	dBuV/m	dB	dBuV	dB/m	dB	dB	cm	deg	1	5149.94	57.13	74.00	-16.87	45.15	36.11	8.54	32.67	182	90	PEAK	<table border="1"> <thead> <tr> <th>Limit</th> <th>Margin</th> <th>Read</th> <th>Ant</th> <th>Cable</th> <th>Preamp</th> <th>APos</th> <th>TPos</th> <th>Remark</th> </tr> <tr> <th>Freq</th> <th>Level</th> <th>Line</th> <th>(dB)</th> <th>Level</th> <th>Factor</th> <th>Loss</th> <th>Factor</th> <th></th> </tr> <tr> <th>MHz</th> <th>dBuV/m</th> <th>dBuV/m</th> <th>dB</th> <th>dBuV</th> <th>dB/m</th> <th>dB</th> <th>dB</th> <th>cm</th> <th>deg</th> </tr> </thead> <tbody> <tr> <td>1</td> <td>5180.00</td> <td>107.12</td> <td>-----</td> <td>-----</td> <td>95.10</td> <td>36.09</td> <td>8.59</td> <td>32.66</td> <td>182</td> <td>90</td> <td>PEAK</td> </tr> </tbody> </table>	Limit	Margin	Read	Ant	Cable	Preamp	APos	TPos	Remark	Freq	Level	Line	(dB)	Level	Factor	Loss	Factor		MHz	dBuV/m	dBuV/m	dB	dBuV	dB/m	dB	dB	cm	deg	1	5180.00	107.12	-----	-----	95.10	36.09	8.59	32.66	182	90	PEAK
	Limit	Margin	Read	Ant	Cable	Preamp	APos	TPos	Remark																																																																									
Freq	Level	Line	(dB)	Level	Factor	Loss	Factor																																																																											
MHz	dBuV/m	dBuV/m	dB	dBuV	dB/m	dB	dB	cm	deg																																																																									
1	5149.94	57.13	74.00	-16.87	45.15	36.11	8.54	32.67	182	90	PEAK																																																																							
Limit	Margin	Read	Ant	Cable	Preamp	APos	TPos	Remark																																																																										
Freq	Level	Line	(dB)	Level	Factor	Loss	Factor																																																																											
MHz	dBuV/m	dBuV/m	dB	dBuV	dB/m	dB	dB	cm	deg																																																																									
1	5180.00	107.12	-----	-----	95.10	36.09	8.59	32.66	182	90	PEAK																																																																							
Avg	<table border="1"> <thead> <tr> <th>Limit</th> <th>Margin</th> <th>Read</th> <th>Ant</th> <th>Cable</th> <th>Preamp</th> <th>APos</th> <th>TPos</th> <th>Remark</th> </tr> <tr> <th>Freq</th> <th>Level</th> <th>Line</th> <th>(dB)</th> <th>Level</th> <th>Factor</th> <th>Loss</th> <th>Factor</th> <th></th> </tr> <tr> <th>MHz</th> <th>dBuV/m</th> <th>dBuV/m</th> <th>dB</th> <th>dBuV</th> <th>dB/m</th> <th>dB</th> <th>dB</th> <th>cm</th> <th>deg</th> </tr> </thead> <tbody> <tr> <td>1</td> <td>5148.50</td> <td>47.92</td> <td>54.00</td> <td>-6.08</td> <td>35.95</td> <td>36.11</td> <td>8.53</td> <td>32.67</td> <td>182</td> <td>90</td> <td>AVERAGE</td> </tr> </tbody> </table>	Limit	Margin	Read	Ant	Cable	Preamp	APos	TPos	Remark	Freq	Level	Line	(dB)	Level	Factor	Loss	Factor		MHz	dBuV/m	dBuV/m	dB	dBuV	dB/m	dB	dB	cm	deg	1	5148.50	47.92	54.00	-6.08	35.95	36.11	8.53	32.67	182	90	AVERAGE	<table border="1"> <thead> <tr> <th>Limit</th> <th>Margin</th> <th>Read</th> <th>Ant</th> <th>Cable</th> <th>Preamp</th> <th>APos</th> <th>TPos</th> <th>Remark</th> </tr> <tr> <th>Freq</th> <th>Level</th> <th>Line</th> <th>(dB)</th> <th>Level</th> <th>Factor</th> <th>Loss</th> <th>Factor</th> <th></th> </tr> <tr> <th>MHz</th> <th>dBuV/m</th> <th>dBuV/m</th> <th>dB</th> <th>dBuV</th> <th>dB/m</th> <th>dB</th> <th>dB</th> <th>cm</th> <th>deg</th> </tr> </thead> <tbody> <tr> <td>1</td> <td>5180.00</td> <td>100.06</td> <td>-----</td> <td>-----</td> <td>88.05</td> <td>36.09</td> <td>8.58</td> <td>32.66</td> <td>182</td> <td>90</td> <td>AVERAGE</td> </tr> </tbody> </table>	Limit	Margin	Read	Ant	Cable	Preamp	APos	TPos	Remark	Freq	Level	Line	(dB)	Level	Factor	Loss	Factor		MHz	dBuV/m	dBuV/m	dB	dBuV	dB/m	dB	dB	cm	deg	1	5180.00	100.06	-----	-----	88.05	36.09	8.58	32.66	182	90	AVERAGE
Limit	Margin	Read	Ant	Cable	Preamp	APos	TPos	Remark																																																																										
Freq	Level	Line	(dB)	Level	Factor	Loss	Factor																																																																											
MHz	dBuV/m	dBuV/m	dB	dBuV	dB/m	dB	dB	cm	deg																																																																									
1	5148.50	47.92	54.00	-6.08	35.95	36.11	8.53	32.67	182	90	AVERAGE																																																																							
Limit	Margin	Read	Ant	Cable	Preamp	APos	TPos	Remark																																																																										
Freq	Level	Line	(dB)	Level	Factor	Loss	Factor																																																																											
MHz	dBuV/m	dBuV/m	dB	dBuV	dB/m	dB	dB	cm	deg																																																																									
1	5180.00	100.06	-----	-----	88.05	36.09	8.58	32.66	182	90	AVERAGE																																																																							



Mode	1																																																																															
	Band Edge																																																																															
	U-NII-1_5.15-5.25_802.11a_CH36_5180MHz																																																																															
ANT	3																																																																															
Pol.	Vertical	Fundamental																																																																														
Peak	 <p style="text-align: right;">Date: 2024-08-13</p> <table border="1"> <thead> <tr> <th>Limit</th> <th>Margin</th> <th>Read</th> <th>Ant</th> <th>Cable</th> <th>Preamp</th> <th>APos</th> <th>TPos</th> <th>Remark</th> </tr> <tr> <th>Freq</th> <th>Level</th> <th>Line</th> <th>(dB)</th> <th>Level</th> <th>Factor</th> <th>Loss</th> <th>Factor</th> <th></th> </tr> <tr> <th>MHz</th> <th>dBuV/m</th> <th>dBuV/m</th> <th>dB</th> <th>dBuV</th> <th>dB/m</th> <th>dB</th> <th>dB</th> <th>cm</th> <th>deg</th> </tr> </thead> <tbody> <tr> <td>1</td> <td>5149.58</td> <td>60.31</td> <td>74.00</td> <td>-13.69</td> <td>48.34</td> <td>36.11</td> <td>8.53</td> <td>32.67</td> <td>169</td> <td>95 PEAK</td> </tr> </tbody> </table>	Limit	Margin	Read	Ant	Cable	Preamp	APos	TPos	Remark	Freq	Level	Line	(dB)	Level	Factor	Loss	Factor		MHz	dBuV/m	dBuV/m	dB	dBuV	dB/m	dB	dB	cm	deg	1	5149.58	60.31	74.00	-13.69	48.34	36.11	8.53	32.67	169	95 PEAK	 <p style="text-align: right;">Date: 2024-08-13</p> <table border="1"> <thead> <tr> <th>Limit</th> <th>Margin</th> <th>Read</th> <th>Ant</th> <th>Cable</th> <th>Preamp</th> <th>APos</th> <th>TPos</th> <th>Remark</th> </tr> <tr> <th>Freq</th> <th>Level</th> <th>Line</th> <th>(dB)</th> <th>Level</th> <th>Factor</th> <th>Loss</th> <th>Factor</th> <th></th> </tr> <tr> <th>MHz</th> <th>dBuV/m</th> <th>dBuV/m</th> <th>dB</th> <th>dBuV</th> <th>dB/m</th> <th>dB</th> <th>dB</th> <th>cm</th> <th>deg</th> </tr> </thead> <tbody> <tr> <td>1</td> <td>5180.00</td> <td>111.01</td> <td>-----</td> <td>-----</td> <td>99.00</td> <td>36.09</td> <td>8.58</td> <td>32.66</td> <td>169</td> <td>95 PEAK</td> </tr> </tbody> </table>	Limit	Margin	Read	Ant	Cable	Preamp	APos	TPos	Remark	Freq	Level	Line	(dB)	Level	Factor	Loss	Factor		MHz	dBuV/m	dBuV/m	dB	dBuV	dB/m	dB	dB	cm	deg	1	5180.00	111.01	-----	-----	99.00	36.09	8.58	32.66	169	95 PEAK
	Limit	Margin	Read	Ant	Cable	Preamp	APos	TPos	Remark																																																																							
Freq	Level	Line	(dB)	Level	Factor	Loss	Factor																																																																									
MHz	dBuV/m	dBuV/m	dB	dBuV	dB/m	dB	dB	cm	deg																																																																							
1	5149.58	60.31	74.00	-13.69	48.34	36.11	8.53	32.67	169	95 PEAK																																																																						
Limit	Margin	Read	Ant	Cable	Preamp	APos	TPos	Remark																																																																								
Freq	Level	Line	(dB)	Level	Factor	Loss	Factor																																																																									
MHz	dBuV/m	dBuV/m	dB	dBuV	dB/m	dB	dB	cm	deg																																																																							
1	5180.00	111.01	-----	-----	99.00	36.09	8.58	32.66	169	95 PEAK																																																																						
Avg	 <p style="text-align: right;">Date: 2024-08-13</p> <table border="1"> <thead> <tr> <th>Limit</th> <th>Margin</th> <th>Read</th> <th>Ant</th> <th>Cable</th> <th>Preamp</th> <th>APos</th> <th>TPos</th> <th>Remark</th> </tr> <tr> <th>Freq</th> <th>Level</th> <th>Line</th> <th>(dB)</th> <th>Level</th> <th>Factor</th> <th>Loss</th> <th>Factor</th> <th></th> </tr> <tr> <th>MHz</th> <th>dBuV/m</th> <th>dBuV/m</th> <th>dB</th> <th>dBuV</th> <th>dB/m</th> <th>dB</th> <th>dB</th> <th>cm</th> <th>deg</th> </tr> </thead> <tbody> <tr> <td>1</td> <td>5149.04</td> <td>50.99</td> <td>54.00</td> <td>-3.01</td> <td>39.02</td> <td>36.11</td> <td>8.53</td> <td>32.67</td> <td>169</td> <td>95 AVERAGE</td> </tr> </tbody> </table>	Limit	Margin	Read	Ant	Cable	Preamp	APos	TPos	Remark	Freq	Level	Line	(dB)	Level	Factor	Loss	Factor		MHz	dBuV/m	dBuV/m	dB	dBuV	dB/m	dB	dB	cm	deg	1	5149.04	50.99	54.00	-3.01	39.02	36.11	8.53	32.67	169	95 AVERAGE	 <p style="text-align: right;">Date: 2024-08-13</p> <table border="1"> <thead> <tr> <th>Limit</th> <th>Margin</th> <th>Read</th> <th>Ant</th> <th>Cable</th> <th>Preamp</th> <th>APos</th> <th>TPos</th> <th>Remark</th> </tr> <tr> <th>Freq</th> <th>Level</th> <th>Line</th> <th>(dB)</th> <th>Level</th> <th>Factor</th> <th>Loss</th> <th>Factor</th> <th></th> </tr> <tr> <th>MHz</th> <th>dBuV/m</th> <th>dBuV/m</th> <th>dB</th> <th>dBuV</th> <th>dB/m</th> <th>dB</th> <th>dB</th> <th>cm</th> <th>deg</th> </tr> </thead> <tbody> <tr> <td>1</td> <td>5180.00</td> <td>103.79</td> <td>-----</td> <td>-----</td> <td>91.78</td> <td>36.09</td> <td>8.58</td> <td>32.66</td> <td>169</td> <td>95 AVERAGE</td> </tr> </tbody> </table>	Limit	Margin	Read	Ant	Cable	Preamp	APos	TPos	Remark	Freq	Level	Line	(dB)	Level	Factor	Loss	Factor		MHz	dBuV/m	dBuV/m	dB	dBuV	dB/m	dB	dB	cm	deg	1	5180.00	103.79	-----	-----	91.78	36.09	8.58	32.66	169	95 AVERAGE
Limit	Margin	Read	Ant	Cable	Preamp	APos	TPos	Remark																																																																								
Freq	Level	Line	(dB)	Level	Factor	Loss	Factor																																																																									
MHz	dBuV/m	dBuV/m	dB	dBuV	dB/m	dB	dB	cm	deg																																																																							
1	5149.04	50.99	54.00	-3.01	39.02	36.11	8.53	32.67	169	95 AVERAGE																																																																						
Limit	Margin	Read	Ant	Cable	Preamp	APos	TPos	Remark																																																																								
Freq	Level	Line	(dB)	Level	Factor	Loss	Factor																																																																									
MHz	dBuV/m	dBuV/m	dB	dBuV	dB/m	dB	dB	cm	deg																																																																							
1	5180.00	103.79	-----	-----	91.78	36.09	8.58	32.66	169	95 AVERAGE																																																																						



Mode	1																																																																																																																														
	Harmonic																																																																																																																														
	U-NII-1_5.15-5.25_802.11a_CH36_5180MHz																																																																																																																														
ANT	3																																																																																																																														
Pol.	Horizontal	Vertical																																																																																																																													
Peak Avg																																																																																																																															
	<table border="1"> <thead> <tr> <th rowspan="2">Limit</th> <th colspan="2">Read</th> <th rowspan="2">Ant</th> <th rowspan="2">Cable</th> <th rowspan="2">Preamp</th> <th rowspan="2">APos</th> <th rowspan="2">TPos</th> <th rowspan="2">Remark</th> </tr> <tr> <th>Freq</th> <th>Level</th> <th>Line</th> <th>Margin</th> <th>Level</th> <th>Factor</th> <th>Loss Factor</th> </tr> <tr> <th></th> <th>MHz</th> <th>dBuV/m</th> <th>dBuV/m</th> <th>dB</th> <th>dBuV</th> <th>dB/m</th> <th>dB</th> <th>dB</th> <th>cm</th> <th>deg</th> </tr> </thead> <tbody> <tr> <td>1</td> <td>6904.00</td> <td>55.05</td> <td>68.30</td> <td>-13.25</td> <td>59.03</td> <td>36.96</td> <td>10.24</td> <td>51.18</td> <td>112</td> <td>152</td> <td>Peak</td> </tr> <tr> <td>2</td> <td>10360.00</td> <td>46.18</td> <td>68.30</td> <td>-22.12</td> <td>46.15</td> <td>38.74</td> <td>12.06</td> <td>50.77</td> <td>---</td> <td>---</td> <td>Peak</td> </tr> <tr> <td>3</td> <td>15540.00</td> <td>48.33</td> <td>74.00</td> <td>-25.67</td> <td>44.45</td> <td>40.73</td> <td>14.58</td> <td>51.43</td> <td>---</td> <td>---</td> <td>Peak</td> </tr> </tbody> </table>	Limit	Read		Ant	Cable	Preamp	APos	TPos	Remark	Freq	Level	Line	Margin	Level	Factor	Loss Factor		MHz	dBuV/m	dBuV/m	dB	dBuV	dB/m	dB	dB	cm	deg	1	6904.00	55.05	68.30	-13.25	59.03	36.96	10.24	51.18	112	152	Peak	2	10360.00	46.18	68.30	-22.12	46.15	38.74	12.06	50.77	---	---	Peak	3	15540.00	48.33	74.00	-25.67	44.45	40.73	14.58	51.43	---	---	Peak	<table border="1"> <thead> <tr> <th rowspan="2">Limit</th> <th colspan="2">Read</th> <th rowspan="2">Ant</th> <th rowspan="2">Cable</th> <th rowspan="2">Preamp</th> <th rowspan="2">APos</th> <th rowspan="2">TPos</th> <th rowspan="2">Remark</th> </tr> <tr> <th>Freq</th> <th>Level</th> <th>Line</th> <th>Margin</th> <th>Level</th> <th>Factor</th> <th>Loss Factor</th> </tr> <tr> <th></th> <th>MHz</th> <th>dBuV/m</th> <th>dBuV/m</th> <th>dB</th> <th>dBuV</th> <th>dB/m</th> <th>dB</th> <th>dB</th> <th>cm</th> <th>deg</th> </tr> </thead> <tbody> <tr> <td>1</td> <td>6904.00</td> <td>57.41</td> <td>68.30</td> <td>-10.89</td> <td>61.39</td> <td>36.96</td> <td>10.24</td> <td>51.18</td> <td>131</td> <td>69</td> <td>Peak</td> </tr> <tr> <td>2</td> <td>10360.00</td> <td>48.16</td> <td>68.30</td> <td>-20.14</td> <td>48.13</td> <td>38.74</td> <td>12.06</td> <td>50.77</td> <td>---</td> <td>---</td> <td>Peak</td> </tr> <tr> <td>3</td> <td>15540.00</td> <td>50.42</td> <td>74.00</td> <td>-23.58</td> <td>46.54</td> <td>40.73</td> <td>14.58</td> <td>51.43</td> <td>---</td> <td>---</td> <td>Peak</td> </tr> </tbody> </table>	Limit	Read		Ant	Cable	Preamp	APos	TPos	Remark	Freq	Level	Line	Margin	Level	Factor	Loss Factor		MHz	dBuV/m	dBuV/m	dB	dBuV	dB/m	dB	dB	cm	deg	1	6904.00	57.41	68.30	-10.89	61.39	36.96	10.24	51.18	131	69	Peak	2	10360.00	48.16	68.30	-20.14	48.13	38.74	12.06	50.77	---	---	Peak	3	15540.00	50.42	74.00	-23.58	46.54	40.73	14.58	51.43	---	---
Limit	Read		Ant	Cable							Preamp	APos	TPos	Remark																																																																																																																	
	Freq	Level			Line	Margin	Level	Factor	Loss Factor																																																																																																																						
	MHz	dBuV/m	dBuV/m	dB	dBuV	dB/m	dB	dB	cm	deg																																																																																																																					
1	6904.00	55.05	68.30	-13.25	59.03	36.96	10.24	51.18	112	152	Peak																																																																																																																				
2	10360.00	46.18	68.30	-22.12	46.15	38.74	12.06	50.77	---	---	Peak																																																																																																																				
3	15540.00	48.33	74.00	-25.67	44.45	40.73	14.58	51.43	---	---	Peak																																																																																																																				
Limit	Read		Ant	Cable	Preamp	APos	TPos	Remark																																																																																																																							
	Freq	Level							Line	Margin	Level	Factor	Loss Factor																																																																																																																		
	MHz	dBuV/m	dBuV/m	dB	dBuV	dB/m	dB	dB	cm	deg																																																																																																																					
1	6904.00	57.41	68.30	-10.89	61.39	36.96	10.24	51.18	131	69	Peak																																																																																																																				
2	10360.00	48.16	68.30	-20.14	48.13	38.74	12.06	50.77	---	---	Peak																																																																																																																				
3	15540.00	50.42	74.00	-23.58	46.54	40.73	14.58	51.43	---	---	Peak																																																																																																																				



Mode	2																																																																																																																																
	Harmonic																																																																																																																																
	U-NII-1_5.15-5.25_802.11a_CH44_5220MHz																																																																																																																																
ANT	3																																																																																																																																
Pol.	Horizontal	Vertical																																																																																																																															
Peak Avg																																																																																																																																	
	<table border="1"> <thead> <tr> <th></th> <th>Limit</th> <th>Read</th> <th>Ant</th> <th>Cable</th> <th>Preamp</th> <th>APos</th> <th>TPos</th> <th></th> </tr> <tr> <th>Freq</th> <th>Level</th> <th>Line</th> <th>Margin</th> <th>Level</th> <th>Factor</th> <th>Loss</th> <th>Factor</th> <th>Remark</th> </tr> <tr> <th>MHz</th> <th>dBuV/m</th> <th>dBuV/m</th> <th>dB</th> <th>dBuV</th> <th>dB/m</th> <th>dB</th> <th>dB</th> <th>cm</th> <th>deg</th> </tr> </thead> <tbody> <tr> <td>1</td> <td>6960.00</td> <td>52.48</td> <td>68.30</td> <td>-15.82</td> <td>56.40</td> <td>36.98</td> <td>10.23</td> <td>51.13</td> <td>100</td> <td>121</td> <td>Peak</td> </tr> <tr> <td>2</td> <td>10440.00</td> <td>47.08</td> <td>68.30</td> <td>-21.22</td> <td>46.97</td> <td>38.78</td> <td>12.12</td> <td>50.79</td> <td>---</td> <td>---</td> <td>Peak</td> </tr> <tr> <td>3</td> <td>15660.00</td> <td>48.63</td> <td>74.00</td> <td>-25.37</td> <td>44.69</td> <td>40.83</td> <td>14.64</td> <td>51.53</td> <td>---</td> <td>---</td> <td>Peak</td> </tr> </tbody> </table>		Limit	Read	Ant	Cable	Preamp	APos	TPos		Freq	Level	Line	Margin	Level	Factor	Loss	Factor	Remark	MHz	dBuV/m	dBuV/m	dB	dBuV	dB/m	dB	dB	cm	deg	1	6960.00	52.48	68.30	-15.82	56.40	36.98	10.23	51.13	100	121	Peak	2	10440.00	47.08	68.30	-21.22	46.97	38.78	12.12	50.79	---	---	Peak	3	15660.00	48.63	74.00	-25.37	44.69	40.83	14.64	51.53	---	---	Peak	<table border="1"> <thead> <tr> <th></th> <th>Limit</th> <th>Read</th> <th>Ant</th> <th>Cable</th> <th>Preamp</th> <th>APos</th> <th>TPos</th> <th></th> </tr> <tr> <th>Freq</th> <th>Level</th> <th>Line</th> <th>Margin</th> <th>Level</th> <th>Factor</th> <th>Loss</th> <th>Factor</th> <th>Remark</th> </tr> <tr> <th>MHz</th> <th>dBuV/m</th> <th>dBuV/m</th> <th>dB</th> <th>dBuV</th> <th>dB/m</th> <th>dB</th> <th>dB</th> <th>cm</th> <th>deg</th> </tr> </thead> <tbody> <tr> <td>1</td> <td>6960.00</td> <td>57.83</td> <td>68.30</td> <td>-10.47</td> <td>61.75</td> <td>36.98</td> <td>10.23</td> <td>51.13</td> <td>113</td> <td>55</td> <td>Peak</td> </tr> <tr> <td>2</td> <td>10440.00</td> <td>48.76</td> <td>68.30</td> <td>-19.54</td> <td>48.65</td> <td>38.78</td> <td>12.12</td> <td>50.79</td> <td>---</td> <td>---</td> <td>Peak</td> </tr> <tr> <td>3</td> <td>15660.00</td> <td>49.06</td> <td>74.00</td> <td>-24.94</td> <td>45.12</td> <td>40.83</td> <td>14.64</td> <td>51.53</td> <td>---</td> <td>---</td> <td>Peak</td> </tr> </tbody> </table>		Limit	Read	Ant	Cable	Preamp	APos	TPos		Freq	Level	Line	Margin	Level	Factor	Loss	Factor	Remark	MHz	dBuV/m	dBuV/m	dB	dBuV	dB/m	dB	dB	cm	deg	1	6960.00	57.83	68.30	-10.47	61.75	36.98	10.23	51.13	113	55	Peak	2	10440.00	48.76	68.30	-19.54	48.65	38.78	12.12	50.79	---	---	Peak	3	15660.00	49.06	74.00	-24.94	45.12	40.83	14.64	51.53	---	---
	Limit	Read	Ant	Cable	Preamp	APos	TPos																																																																																																																										
Freq	Level	Line	Margin	Level	Factor	Loss	Factor	Remark																																																																																																																									
MHz	dBuV/m	dBuV/m	dB	dBuV	dB/m	dB	dB	cm	deg																																																																																																																								
1	6960.00	52.48	68.30	-15.82	56.40	36.98	10.23	51.13	100	121	Peak																																																																																																																						
2	10440.00	47.08	68.30	-21.22	46.97	38.78	12.12	50.79	---	---	Peak																																																																																																																						
3	15660.00	48.63	74.00	-25.37	44.69	40.83	14.64	51.53	---	---	Peak																																																																																																																						
	Limit	Read	Ant	Cable	Preamp	APos	TPos																																																																																																																										
Freq	Level	Line	Margin	Level	Factor	Loss	Factor	Remark																																																																																																																									
MHz	dBuV/m	dBuV/m	dB	dBuV	dB/m	dB	dB	cm	deg																																																																																																																								
1	6960.00	57.83	68.30	-10.47	61.75	36.98	10.23	51.13	113	55	Peak																																																																																																																						
2	10440.00	48.76	68.30	-19.54	48.65	38.78	12.12	50.79	---	---	Peak																																																																																																																						
3	15660.00	49.06	74.00	-24.94	45.12	40.83	14.64	51.53	---	---	Peak																																																																																																																						



Mode	3																																																																																																																																		
	Harmonic																																																																																																																																		
	U-NII-1_5.15-5.25_802.11a_CH48_5240MHz																																																																																																																																		
ANT	3																																																																																																																																		
Pol.	Horizontal	Vertical																																																																																																																																	
Peak Avg																																																																																																																																			
	<table border="1"> <thead> <tr> <th></th> <th>Limit</th> <th>Read</th> <th>Ant</th> <th>Cable</th> <th>Preamp</th> <th>APos</th> <th>TPos</th> <th></th> </tr> <tr> <th>Freq</th> <th>Level</th> <th>Line</th> <th>Margin</th> <th>Level</th> <th>Factor</th> <th>Loss</th> <th>Factor</th> <th>Remark</th> </tr> <tr> <th></th> <th>MHz</th> <th>dBuV/m</th> <th>dBuV/m</th> <th>dB</th> <th>dBuV</th> <th>dB/m</th> <th>dB</th> <th>dB</th> <th>cm</th> <th>deg</th> </tr> </thead> <tbody> <tr> <td>1</td> <td>6983.00</td> <td>51.13</td> <td>68.30</td> <td>-17.17</td> <td>68.78</td> <td>36.99</td> <td>10.22</td> <td>64.86</td> <td>100</td> <td>126</td> <td>Peak</td> </tr> <tr> <td>2</td> <td>10480.00</td> <td>48.07</td> <td>68.30</td> <td>-20.23</td> <td>60.74</td> <td>38.79</td> <td>12.15</td> <td>63.61</td> <td>---</td> <td>---</td> <td>Peak</td> </tr> <tr> <td>3</td> <td>15720.00</td> <td>49.27</td> <td>74.00</td> <td>-24.73</td> <td>57.78</td> <td>40.88</td> <td>14.66</td> <td>64.05</td> <td>---</td> <td>---</td> <td>Peak</td> </tr> </tbody> </table>		Limit	Read	Ant	Cable	Preamp	APos	TPos		Freq	Level	Line	Margin	Level	Factor	Loss	Factor	Remark		MHz	dBuV/m	dBuV/m	dB	dBuV	dB/m	dB	dB	cm	deg	1	6983.00	51.13	68.30	-17.17	68.78	36.99	10.22	64.86	100	126	Peak	2	10480.00	48.07	68.30	-20.23	60.74	38.79	12.15	63.61	---	---	Peak	3	15720.00	49.27	74.00	-24.73	57.78	40.88	14.66	64.05	---	---	Peak	<table border="1"> <thead> <tr> <th></th> <th>Limit</th> <th>Read</th> <th>Ant</th> <th>Cable</th> <th>Preamp</th> <th>APos</th> <th>TPos</th> <th></th> </tr> <tr> <th>Freq</th> <th>Level</th> <th>Line</th> <th>Margin</th> <th>Level</th> <th>Factor</th> <th>Loss</th> <th>Factor</th> <th>Remark</th> </tr> <tr> <th></th> <th>MHz</th> <th>dBuV/m</th> <th>dBuV/m</th> <th>dB</th> <th>dBuV</th> <th>dB/m</th> <th>dB</th> <th>dB</th> <th>cm</th> <th>deg</th> </tr> </thead> <tbody> <tr> <td>1</td> <td>6983.00</td> <td>55.20</td> <td>68.30</td> <td>-13.10</td> <td>72.85</td> <td>36.99</td> <td>10.22</td> <td>64.86</td> <td>125</td> <td>136</td> <td>Peak</td> </tr> <tr> <td>2</td> <td>10480.00</td> <td>48.31</td> <td>68.30</td> <td>-19.99</td> <td>60.98</td> <td>38.79</td> <td>12.15</td> <td>63.61</td> <td>---</td> <td>---</td> <td>Peak</td> </tr> <tr> <td>3</td> <td>15720.00</td> <td>48.36</td> <td>74.00</td> <td>-25.64</td> <td>56.87</td> <td>40.88</td> <td>14.66</td> <td>64.05</td> <td>---</td> <td>---</td> <td>Peak</td> </tr> </tbody> </table>		Limit	Read	Ant	Cable	Preamp	APos	TPos		Freq	Level	Line	Margin	Level	Factor	Loss	Factor	Remark		MHz	dBuV/m	dBuV/m	dB	dBuV	dB/m	dB	dB	cm	deg	1	6983.00	55.20	68.30	-13.10	72.85	36.99	10.22	64.86	125	136	Peak	2	10480.00	48.31	68.30	-19.99	60.98	38.79	12.15	63.61	---	---	Peak	3	15720.00	48.36	74.00	-25.64	56.87	40.88	14.66	64.05	---	---
	Limit	Read	Ant	Cable	Preamp	APos	TPos																																																																																																																												
Freq	Level	Line	Margin	Level	Factor	Loss	Factor	Remark																																																																																																																											
	MHz	dBuV/m	dBuV/m	dB	dBuV	dB/m	dB	dB	cm	deg																																																																																																																									
1	6983.00	51.13	68.30	-17.17	68.78	36.99	10.22	64.86	100	126	Peak																																																																																																																								
2	10480.00	48.07	68.30	-20.23	60.74	38.79	12.15	63.61	---	---	Peak																																																																																																																								
3	15720.00	49.27	74.00	-24.73	57.78	40.88	14.66	64.05	---	---	Peak																																																																																																																								
	Limit	Read	Ant	Cable	Preamp	APos	TPos																																																																																																																												
Freq	Level	Line	Margin	Level	Factor	Loss	Factor	Remark																																																																																																																											
	MHz	dBuV/m	dBuV/m	dB	dBuV	dB/m	dB	dB	cm	deg																																																																																																																									
1	6983.00	55.20	68.30	-13.10	72.85	36.99	10.22	64.86	125	136	Peak																																																																																																																								
2	10480.00	48.31	68.30	-19.99	60.98	38.79	12.15	63.61	---	---	Peak																																																																																																																								
3	15720.00	48.36	74.00	-25.64	56.87	40.88	14.66	64.05	---	---	Peak																																																																																																																								



Mode	4																																																																																																																		
	Harmonic																																																																																																																		
	U-NII-2A_5.25-5.35_802.11a_CH52_5280MHz																																																																																																																		
ANT	3																																																																																																																		
Pol.	Horizontal	Vertical																																																																																																																	
Peak Avg																																																																																																																			
	<table border="1"> <thead> <tr> <th>Limit</th> <th>Read</th> <th>Ant</th> <th>Cable</th> <th>Preamp</th> <th>APos</th> <th>TPos</th> <th>Remark</th> </tr> <tr> <th>Freq</th> <th>Level</th> <th>Line</th> <th>Margin</th> <th>Level</th> <th>Factor</th> <th>Loss Factor</th> <th></th> </tr> <tr> <th>MHz</th> <th>dBuV/m</th> <th>dBuV/m</th> <th>dB</th> <th>dBuV</th> <th>dB/m</th> <th>dB</th> <th>dB</th> </tr> </thead> <tbody> <tr> <td>1 7017.50</td> <td>50.93</td> <td>68.30</td> <td>-17.37</td> <td>68.58</td> <td>36.99</td> <td>10.22</td> <td>64.86</td> <td>100</td> <td>165</td> <td>Peak</td> </tr> <tr> <td>2 10520.00</td> <td>47.84</td> <td>68.30</td> <td>-20.46</td> <td>60.45</td> <td>38.81</td> <td>12.18</td> <td>63.60</td> <td>---</td> <td>---</td> <td>Peak</td> </tr> <tr> <td>3 15780.00</td> <td>49.24</td> <td>74.00</td> <td>-24.76</td> <td>57.70</td> <td>40.92</td> <td>14.69</td> <td>64.07</td> <td>---</td> <td>---</td> <td>Peak</td> </tr> </tbody> </table>	Limit	Read	Ant	Cable	Preamp	APos	TPos	Remark	Freq	Level	Line	Margin	Level	Factor	Loss Factor		MHz	dBuV/m	dBuV/m	dB	dBuV	dB/m	dB	dB	1 7017.50	50.93	68.30	-17.37	68.58	36.99	10.22	64.86	100	165	Peak	2 10520.00	47.84	68.30	-20.46	60.45	38.81	12.18	63.60	---	---	Peak	3 15780.00	49.24	74.00	-24.76	57.70	40.92	14.69	64.07	---	---	Peak	<table border="1"> <thead> <tr> <th>Limit</th> <th>Read</th> <th>Ant</th> <th>Cable</th> <th>Preamp</th> <th>APos</th> <th>TPos</th> <th>Remark</th> </tr> <tr> <th>Freq</th> <th>Level</th> <th>Line</th> <th>Margin</th> <th>Level</th> <th>Factor</th> <th>Loss Factor</th> <th></th> </tr> <tr> <th>MHz</th> <th>dBuV/m</th> <th>dBuV/m</th> <th>dB</th> <th>dBuV</th> <th>dB/m</th> <th>dB</th> <th>dB</th> </tr> </thead> <tbody> <tr> <td>1 7017.50</td> <td>54.71</td> <td>68.30</td> <td>-13.59</td> <td>72.36</td> <td>36.99</td> <td>10.22</td> <td>64.86</td> <td>100</td> <td>85</td> <td>Peak</td> </tr> <tr> <td>2 10520.00</td> <td>48.18</td> <td>68.30</td> <td>-20.12</td> <td>60.79</td> <td>38.81</td> <td>12.18</td> <td>63.60</td> <td>---</td> <td>---</td> <td>Peak</td> </tr> <tr> <td>3 15780.00</td> <td>49.55</td> <td>74.00</td> <td>-24.45</td> <td>58.01</td> <td>40.92</td> <td>14.69</td> <td>64.07</td> <td>---</td> <td>---</td> <td>Peak</td> </tr> </tbody> </table>	Limit	Read	Ant	Cable	Preamp	APos	TPos	Remark	Freq	Level	Line	Margin	Level	Factor	Loss Factor		MHz	dBuV/m	dBuV/m	dB	dBuV	dB/m	dB	dB	1 7017.50	54.71	68.30	-13.59	72.36	36.99	10.22	64.86	100	85	Peak	2 10520.00	48.18	68.30	-20.12	60.79	38.81	12.18	63.60	---	---	Peak	3 15780.00	49.55	74.00	-24.45	58.01	40.92	14.69	64.07	---	---
Limit	Read	Ant	Cable	Preamp	APos	TPos	Remark																																																																																																												
Freq	Level	Line	Margin	Level	Factor	Loss Factor																																																																																																													
MHz	dBuV/m	dBuV/m	dB	dBuV	dB/m	dB	dB																																																																																																												
1 7017.50	50.93	68.30	-17.37	68.58	36.99	10.22	64.86	100	165	Peak																																																																																																									
2 10520.00	47.84	68.30	-20.46	60.45	38.81	12.18	63.60	---	---	Peak																																																																																																									
3 15780.00	49.24	74.00	-24.76	57.70	40.92	14.69	64.07	---	---	Peak																																																																																																									
Limit	Read	Ant	Cable	Preamp	APos	TPos	Remark																																																																																																												
Freq	Level	Line	Margin	Level	Factor	Loss Factor																																																																																																													
MHz	dBuV/m	dBuV/m	dB	dBuV	dB/m	dB	dB																																																																																																												
1 7017.50	54.71	68.30	-13.59	72.36	36.99	10.22	64.86	100	85	Peak																																																																																																									
2 10520.00	48.18	68.30	-20.12	60.79	38.81	12.18	63.60	---	---	Peak																																																																																																									
3 15780.00	49.55	74.00	-24.45	58.01	40.92	14.69	64.07	---	---	Peak																																																																																																									



Mode	5																																																																																																																																
	Harmonic																																																																																																																																
	U-NII-2A_5.25-5.35_802.11a_CH60_5300MHz																																																																																																																																
ANT	3																																																																																																																																
Pol.	Horizontal	Vertical																																																																																																																															
Peak Avg																																																																																																																																	
	<table border="1"> <thead> <tr> <th></th> <th>Limit</th> <th>Read</th> <th>Ant</th> <th>Cable</th> <th>Preamp</th> <th>APos</th> <th>TPos</th> <th></th> </tr> <tr> <th>Freq</th> <th>Level</th> <th>Line</th> <th>Margin</th> <th>Level</th> <th>Factor</th> <th>Loss</th> <th>Factor</th> <th>Remark</th> </tr> <tr> <th>MHz</th> <th>dBuV/m</th> <th>dBuV/m</th> <th>dB</th> <th>dBuV</th> <th>dB/m</th> <th>dB</th> <th>dB</th> <th>cm</th> <th>deg</th> </tr> </thead> <tbody> <tr> <td>1</td> <td>7063.50</td> <td>50.66</td> <td>68.30</td> <td>-17.64</td> <td>68.34</td> <td>36.97</td> <td>10.21</td> <td>64.86</td> <td>100</td> <td>198</td> <td>Peak</td> </tr> <tr> <td>2</td> <td>10600.00</td> <td>47.68</td> <td>74.00</td> <td>-26.32</td> <td>60.18</td> <td>38.84</td> <td>12.23</td> <td>63.57</td> <td>---</td> <td>---</td> <td>Peak</td> </tr> <tr> <td>3</td> <td>15900.00</td> <td>49.48</td> <td>74.00</td> <td>-24.52</td> <td>57.82</td> <td>41.02</td> <td>14.75</td> <td>64.11</td> <td>---</td> <td>---</td> <td>Peak</td> </tr> </tbody> </table>		Limit	Read	Ant	Cable	Preamp	APos	TPos		Freq	Level	Line	Margin	Level	Factor	Loss	Factor	Remark	MHz	dBuV/m	dBuV/m	dB	dBuV	dB/m	dB	dB	cm	deg	1	7063.50	50.66	68.30	-17.64	68.34	36.97	10.21	64.86	100	198	Peak	2	10600.00	47.68	74.00	-26.32	60.18	38.84	12.23	63.57	---	---	Peak	3	15900.00	49.48	74.00	-24.52	57.82	41.02	14.75	64.11	---	---	Peak	<table border="1"> <thead> <tr> <th></th> <th>Limit</th> <th>Read</th> <th>Ant</th> <th>Cable</th> <th>Preamp</th> <th>APos</th> <th>TPos</th> <th></th> </tr> <tr> <th>Freq</th> <th>Level</th> <th>Line</th> <th>Margin</th> <th>Level</th> <th>Factor</th> <th>Loss</th> <th>Factor</th> <th>Remark</th> </tr> <tr> <th>MHz</th> <th>dBuV/m</th> <th>dBuV/m</th> <th>dB</th> <th>dBuV</th> <th>dB/m</th> <th>dB</th> <th>dB</th> <th>cm</th> <th>deg</th> </tr> </thead> <tbody> <tr> <td>1</td> <td>7063.50</td> <td>56.65</td> <td>68.30</td> <td>-11.65</td> <td>74.33</td> <td>36.97</td> <td>10.21</td> <td>64.86</td> <td>100</td> <td>84</td> <td>Peak</td> </tr> <tr> <td>2</td> <td>10600.00</td> <td>47.73</td> <td>74.00</td> <td>-26.27</td> <td>60.23</td> <td>38.84</td> <td>12.23</td> <td>63.57</td> <td>---</td> <td>---</td> <td>Peak</td> </tr> <tr> <td>3</td> <td>15900.00</td> <td>49.11</td> <td>74.00</td> <td>-24.89</td> <td>57.45</td> <td>41.02</td> <td>14.75</td> <td>64.11</td> <td>---</td> <td>---</td> <td>Peak</td> </tr> </tbody> </table>		Limit	Read	Ant	Cable	Preamp	APos	TPos		Freq	Level	Line	Margin	Level	Factor	Loss	Factor	Remark	MHz	dBuV/m	dBuV/m	dB	dBuV	dB/m	dB	dB	cm	deg	1	7063.50	56.65	68.30	-11.65	74.33	36.97	10.21	64.86	100	84	Peak	2	10600.00	47.73	74.00	-26.27	60.23	38.84	12.23	63.57	---	---	Peak	3	15900.00	49.11	74.00	-24.89	57.45	41.02	14.75	64.11	---	---
	Limit	Read	Ant	Cable	Preamp	APos	TPos																																																																																																																										
Freq	Level	Line	Margin	Level	Factor	Loss	Factor	Remark																																																																																																																									
MHz	dBuV/m	dBuV/m	dB	dBuV	dB/m	dB	dB	cm	deg																																																																																																																								
1	7063.50	50.66	68.30	-17.64	68.34	36.97	10.21	64.86	100	198	Peak																																																																																																																						
2	10600.00	47.68	74.00	-26.32	60.18	38.84	12.23	63.57	---	---	Peak																																																																																																																						
3	15900.00	49.48	74.00	-24.52	57.82	41.02	14.75	64.11	---	---	Peak																																																																																																																						
	Limit	Read	Ant	Cable	Preamp	APos	TPos																																																																																																																										
Freq	Level	Line	Margin	Level	Factor	Loss	Factor	Remark																																																																																																																									
MHz	dBuV/m	dBuV/m	dB	dBuV	dB/m	dB	dB	cm	deg																																																																																																																								
1	7063.50	56.65	68.30	-11.65	74.33	36.97	10.21	64.86	100	84	Peak																																																																																																																						
2	10600.00	47.73	74.00	-26.27	60.23	38.84	12.23	63.57	---	---	Peak																																																																																																																						
3	15900.00	49.11	74.00	-24.89	57.45	41.02	14.75	64.11	---	---	Peak																																																																																																																						



Mode	6																																																																															
	Band Edge																																																																															
	U-NII-2A_5.25-5.35_802.11a_CH64_5320MHz																																																																															
ANT	3																																																																															
Pol.	Horizontal	Fundamental																																																																														
Peak	<p style="text-align: right;">Date: 2024-08-13</p> <table border="1"> <thead> <tr> <th>Limit</th> <th>Margin</th> <th>Read</th> <th>Ant</th> <th>Cable</th> <th>Preamp</th> <th>APos</th> <th>TPos</th> <th>Remark</th> </tr> <tr> <th>Freq</th> <th>Level</th> <th>Line</th> <th>Level</th> <th>Factor</th> <th>Loss Factor</th> <th></th> <th></th> <th></th> </tr> <tr> <th>MHz</th> <th>dBuV/m</th> <th>dBuV/m</th> <th>dBuV</th> <th>dB/m</th> <th>dB</th> <th>dB</th> <th>cm</th> <th>deg</th> </tr> </thead> <tbody> <tr> <td>1</td> <td>5350.10</td> <td>45.92</td> <td>74.00</td> <td>-28.08</td> <td>33.19</td> <td>35.99</td> <td>9.37</td> <td>32.63</td> <td>400</td> <td>219</td> <td>PEAK</td> </tr> </tbody> </table>	Limit	Margin	Read	Ant	Cable	Preamp	APos	TPos	Remark	Freq	Level	Line	Level	Factor	Loss Factor				MHz	dBuV/m	dBuV/m	dBuV	dB/m	dB	dB	cm	deg	1	5350.10	45.92	74.00	-28.08	33.19	35.99	9.37	32.63	400	219	PEAK	<p style="text-align: right;">Date: 2024-08-13</p> <table border="1"> <thead> <tr> <th>Limit</th> <th>Margin</th> <th>Read</th> <th>Ant</th> <th>Cable</th> <th>Preamp</th> <th>APos</th> <th>TPos</th> <th>Remark</th> </tr> <tr> <th>Freq</th> <th>Level</th> <th>Line</th> <th>Level</th> <th>Factor</th> <th>Loss Factor</th> <th></th> <th></th> <th></th> </tr> <tr> <th>MHz</th> <th>dBuV/m</th> <th>dBuV/m</th> <th>dBuV</th> <th>dB/m</th> <th>dB</th> <th>dB</th> <th>cm</th> <th>deg</th> </tr> </thead> <tbody> <tr> <td>1</td> <td>5320.00</td> <td>104.20</td> <td>74.00</td> <td>30.20</td> <td>91.62</td> <td>36.01</td> <td>9.21</td> <td>32.64</td> <td>400</td> <td>219</td> <td>PEAK</td> </tr> </tbody> </table>	Limit	Margin	Read	Ant	Cable	Preamp	APos	TPos	Remark	Freq	Level	Line	Level	Factor	Loss Factor				MHz	dBuV/m	dBuV/m	dBuV	dB/m	dB	dB	cm	deg	1	5320.00	104.20	74.00	30.20	91.62	36.01	9.21	32.64	400	219	PEAK
	Limit	Margin	Read	Ant	Cable	Preamp	APos	TPos	Remark																																																																							
Freq	Level	Line	Level	Factor	Loss Factor																																																																											
MHz	dBuV/m	dBuV/m	dBuV	dB/m	dB	dB	cm	deg																																																																								
1	5350.10	45.92	74.00	-28.08	33.19	35.99	9.37	32.63	400	219	PEAK																																																																					
Limit	Margin	Read	Ant	Cable	Preamp	APos	TPos	Remark																																																																								
Freq	Level	Line	Level	Factor	Loss Factor																																																																											
MHz	dBuV/m	dBuV/m	dBuV	dB/m	dB	dB	cm	deg																																																																								
1	5320.00	104.20	74.00	30.20	91.62	36.01	9.21	32.64	400	219	PEAK																																																																					
Avg	<p style="text-align: right;">Date: 2024-08-13</p> <table border="1"> <thead> <tr> <th>Limit</th> <th>Margin</th> <th>Read</th> <th>Ant</th> <th>Cable</th> <th>Preamp</th> <th>APos</th> <th>TPos</th> <th>Remark</th> </tr> <tr> <th>Freq</th> <th>Level</th> <th>Line</th> <th>Level</th> <th>Factor</th> <th>Loss Factor</th> <th></th> <th></th> <th></th> </tr> <tr> <th>MHz</th> <th>dBuV/m</th> <th>dBuV/m</th> <th>dBuV</th> <th>dB/m</th> <th>dB</th> <th>dB</th> <th>cm</th> <th>deg</th> </tr> </thead> <tbody> <tr> <td>1</td> <td>5350.10</td> <td>45.88</td> <td>54.00</td> <td>-8.12</td> <td>33.15</td> <td>35.99</td> <td>9.37</td> <td>32.63</td> <td>400</td> <td>219</td> <td>AVERAGE</td> </tr> </tbody> </table>	Limit	Margin	Read	Ant	Cable	Preamp	APos	TPos	Remark	Freq	Level	Line	Level	Factor	Loss Factor				MHz	dBuV/m	dBuV/m	dBuV	dB/m	dB	dB	cm	deg	1	5350.10	45.88	54.00	-8.12	33.15	35.99	9.37	32.63	400	219	AVERAGE	<p style="text-align: right;">Date: 2024-08-13</p> <table border="1"> <thead> <tr> <th>Limit</th> <th>Margin</th> <th>Read</th> <th>Ant</th> <th>Cable</th> <th>Preamp</th> <th>APos</th> <th>TPos</th> <th>Remark</th> </tr> <tr> <th>Freq</th> <th>Level</th> <th>Line</th> <th>Level</th> <th>Factor</th> <th>Loss Factor</th> <th></th> <th></th> <th></th> </tr> <tr> <th>MHz</th> <th>dBuV/m</th> <th>dBuV/m</th> <th>dBuV</th> <th>dB/m</th> <th>dB</th> <th>dB</th> <th>cm</th> <th>deg</th> </tr> </thead> <tbody> <tr> <td>1</td> <td>5320.00</td> <td>97.23</td> <td>54.00</td> <td>43.23</td> <td>84.65</td> <td>36.01</td> <td>9.21</td> <td>32.64</td> <td>400</td> <td>219</td> <td>AVERAGE</td> </tr> </tbody> </table>	Limit	Margin	Read	Ant	Cable	Preamp	APos	TPos	Remark	Freq	Level	Line	Level	Factor	Loss Factor				MHz	dBuV/m	dBuV/m	dBuV	dB/m	dB	dB	cm	deg	1	5320.00	97.23	54.00	43.23	84.65	36.01	9.21	32.64	400	219	AVERAGE
Limit	Margin	Read	Ant	Cable	Preamp	APos	TPos	Remark																																																																								
Freq	Level	Line	Level	Factor	Loss Factor																																																																											
MHz	dBuV/m	dBuV/m	dBuV	dB/m	dB	dB	cm	deg																																																																								
1	5350.10	45.88	54.00	-8.12	33.15	35.99	9.37	32.63	400	219	AVERAGE																																																																					
Limit	Margin	Read	Ant	Cable	Preamp	APos	TPos	Remark																																																																								
Freq	Level	Line	Level	Factor	Loss Factor																																																																											
MHz	dBuV/m	dBuV/m	dBuV	dB/m	dB	dB	cm	deg																																																																								
1	5320.00	97.23	54.00	43.23	84.65	36.01	9.21	32.64	400	219	AVERAGE																																																																					



Mode	6																																																																																	
	Band Edge																																																																																	
	U-NII-2A_5.25-5.35_802.11a_CH64_5320MHz																																																																																	
ANT	3																																																																																	
Pol.	Vertical	Fundamental																																																																																
Peak	<table border="1"> <thead> <tr> <th>Limit</th> <th>Margin</th> <th>Read</th> <th>Ant</th> <th>Cable</th> <th>Preamp</th> <th>APos</th> <th>TPos</th> <th>Remark</th> </tr> <tr> <th>Freq</th> <th>Level</th> <th>Line</th> <th>(dB)</th> <th>Level</th> <th>Factor</th> <th>Loss</th> <th>Factor</th> <th></th> </tr> <tr> <th>MHz</th> <th>dBuV/m</th> <th>dBuV/m</th> <th>dB</th> <th>dBuV</th> <th>dB/m</th> <th>dB</th> <th>dB</th> <th>cm</th> <th>deg</th> </tr> </thead> <tbody> <tr> <td>1</td> <td>5350.66</td> <td>57.54</td> <td>74.00</td> <td>-16.46</td> <td>44.81</td> <td>35.99</td> <td>9.37</td> <td>32.63</td> <td>207</td> <td>98</td> <td>PEAK</td> </tr> </tbody> </table>	Limit	Margin	Read	Ant	Cable	Preamp	APos	TPos	Remark	Freq	Level	Line	(dB)	Level	Factor	Loss	Factor		MHz	dBuV/m	dBuV/m	dB	dBuV	dB/m	dB	dB	cm	deg	1	5350.66	57.54	74.00	-16.46	44.81	35.99	9.37	32.63	207	98	PEAK	<table border="1"> <thead> <tr> <th>Limit</th> <th>Margin</th> <th>Read</th> <th>Ant</th> <th>Cable</th> <th>Preamp</th> <th>APos</th> <th>TPos</th> <th>Remark</th> </tr> <tr> <th>Freq</th> <th>Level</th> <th>Line</th> <th>(dB)</th> <th>Level</th> <th>Factor</th> <th>Loss</th> <th>Factor</th> <th></th> </tr> <tr> <th>MHz</th> <th>dBuV/m</th> <th>dBuV/m</th> <th>dB</th> <th>dBuV</th> <th>dB/m</th> <th>dB</th> <th>dB</th> <th>cm</th> <th>deg</th> </tr> </thead> <tbody> <tr> <td>1</td> <td>5320.00</td> <td>111.23</td> <td>74.00</td> <td>37.23</td> <td>98.65</td> <td>36.01</td> <td>9.21</td> <td>32.64</td> <td>207</td> <td>98</td> <td>PEAK</td> </tr> </tbody> </table>	Limit	Margin	Read	Ant	Cable	Preamp	APos	TPos	Remark	Freq	Level	Line	(dB)	Level	Factor	Loss	Factor		MHz	dBuV/m	dBuV/m	dB	dBuV	dB/m	dB	dB	cm	deg	1	5320.00	111.23	74.00	37.23	98.65	36.01	9.21	32.64	207	98	PEAK
	Limit	Margin	Read	Ant	Cable	Preamp	APos	TPos	Remark																																																																									
Freq	Level	Line	(dB)	Level	Factor	Loss	Factor																																																																											
MHz	dBuV/m	dBuV/m	dB	dBuV	dB/m	dB	dB	cm	deg																																																																									
1	5350.66	57.54	74.00	-16.46	44.81	35.99	9.37	32.63	207	98	PEAK																																																																							
Limit	Margin	Read	Ant	Cable	Preamp	APos	TPos	Remark																																																																										
Freq	Level	Line	(dB)	Level	Factor	Loss	Factor																																																																											
MHz	dBuV/m	dBuV/m	dB	dBuV	dB/m	dB	dB	cm	deg																																																																									
1	5320.00	111.23	74.00	37.23	98.65	36.01	9.21	32.64	207	98	PEAK																																																																							
Avg	<table border="1"> <thead> <tr> <th>Limit</th> <th>Margin</th> <th>Read</th> <th>Ant</th> <th>Cable</th> <th>Preamp</th> <th>APos</th> <th>TPos</th> <th>Remark</th> </tr> <tr> <th>Freq</th> <th>Level</th> <th>Line</th> <th>(dB)</th> <th>Level</th> <th>Factor</th> <th>Loss</th> <th>Factor</th> <th></th> </tr> <tr> <th>MHz</th> <th>dBuV/m</th> <th>dBuV/m</th> <th>dB</th> <th>dBuV</th> <th>dB/m</th> <th>dB</th> <th>dB</th> <th>cm</th> <th>deg</th> </tr> </thead> <tbody> <tr> <td>1</td> <td>5350.24</td> <td>50.03</td> <td>54.00</td> <td>-3.97</td> <td>37.30</td> <td>35.99</td> <td>9.37</td> <td>32.63</td> <td>207</td> <td>98</td> <td>AVERAGE</td> </tr> </tbody> </table>	Limit	Margin	Read	Ant	Cable	Preamp	APos	TPos	Remark	Freq	Level	Line	(dB)	Level	Factor	Loss	Factor		MHz	dBuV/m	dBuV/m	dB	dBuV	dB/m	dB	dB	cm	deg	1	5350.24	50.03	54.00	-3.97	37.30	35.99	9.37	32.63	207	98	AVERAGE	<table border="1"> <thead> <tr> <th>Limit</th> <th>Margin</th> <th>Read</th> <th>Ant</th> <th>Cable</th> <th>Preamp</th> <th>APos</th> <th>TPos</th> <th>Remark</th> </tr> <tr> <th>Freq</th> <th>Level</th> <th>Line</th> <th>(dB)</th> <th>Level</th> <th>Factor</th> <th>Loss</th> <th>Factor</th> <th></th> </tr> <tr> <th>MHz</th> <th>dBuV/m</th> <th>dBuV/m</th> <th>dB</th> <th>dBuV</th> <th>dB/m</th> <th>dB</th> <th>dB</th> <th>cm</th> <th>deg</th> </tr> </thead> <tbody> <tr> <td>1</td> <td>5320.00</td> <td>104.42</td> <td>54.00</td> <td>50.42</td> <td>91.84</td> <td>36.01</td> <td>9.21</td> <td>32.64</td> <td>207</td> <td>98</td> <td>AVERAGE</td> </tr> </tbody> </table>	Limit	Margin	Read	Ant	Cable	Preamp	APos	TPos	Remark	Freq	Level	Line	(dB)	Level	Factor	Loss	Factor		MHz	dBuV/m	dBuV/m	dB	dBuV	dB/m	dB	dB	cm	deg	1	5320.00	104.42	54.00	50.42	91.84	36.01	9.21	32.64	207	98	AVERAGE
Limit	Margin	Read	Ant	Cable	Preamp	APos	TPos	Remark																																																																										
Freq	Level	Line	(dB)	Level	Factor	Loss	Factor																																																																											
MHz	dBuV/m	dBuV/m	dB	dBuV	dB/m	dB	dB	cm	deg																																																																									
1	5350.24	50.03	54.00	-3.97	37.30	35.99	9.37	32.63	207	98	AVERAGE																																																																							
Limit	Margin	Read	Ant	Cable	Preamp	APos	TPos	Remark																																																																										
Freq	Level	Line	(dB)	Level	Factor	Loss	Factor																																																																											
MHz	dBuV/m	dBuV/m	dB	dBuV	dB/m	dB	dB	cm	deg																																																																									
1	5320.00	104.42	54.00	50.42	91.84	36.01	9.21	32.64	207	98	AVERAGE																																																																							



Mode	6																																																																																																																																
	Harmonic																																																																																																																																
	U-NII-2A_5.25-5.35_802.11a_CH64_5320MHz																																																																																																																																
ANT	3																																																																																																																																
Pol.	Horizontal	Vertical																																																																																																																															
Peak Avg																																																																																																																																	
	<table border="1"> <thead> <tr> <th></th> <th>Limit</th> <th>Read</th> <th>Ant</th> <th>Cable</th> <th>Preamp</th> <th>APos</th> <th>TPos</th> <th></th> </tr> <tr> <th>Freq</th> <th>Level</th> <th>Line</th> <th>Margin</th> <th>Level</th> <th>Factor</th> <th>Loss</th> <th>Factor</th> <th>Remark</th> </tr> <tr> <th>MHz</th> <th>dBuV/m</th> <th>dBuV/m</th> <th>dB</th> <th>dBuV</th> <th>dB/m</th> <th>dB</th> <th>dB</th> <th>cm</th> <th>deg</th> </tr> </thead> <tbody> <tr> <td>1</td> <td>7098.00</td> <td>50.65</td> <td>68.30</td> <td>-17.65</td> <td>68.35</td> <td>36.96</td> <td>10.20</td> <td>64.86</td> <td>100</td> <td>132</td> <td>Peak</td> </tr> <tr> <td>2</td> <td>10640.00</td> <td>47.39</td> <td>74.00</td> <td>-26.61</td> <td>59.82</td> <td>38.86</td> <td>12.26</td> <td>63.55</td> <td>---</td> <td>---</td> <td>Peak</td> </tr> <tr> <td>3</td> <td>15960.00</td> <td>49.99</td> <td>74.00</td> <td>-24.01</td> <td>58.28</td> <td>41.07</td> <td>14.77</td> <td>64.13</td> <td>---</td> <td>---</td> <td>Peak</td> </tr> </tbody> </table>		Limit	Read	Ant	Cable	Preamp	APos	TPos		Freq	Level	Line	Margin	Level	Factor	Loss	Factor	Remark	MHz	dBuV/m	dBuV/m	dB	dBuV	dB/m	dB	dB	cm	deg	1	7098.00	50.65	68.30	-17.65	68.35	36.96	10.20	64.86	100	132	Peak	2	10640.00	47.39	74.00	-26.61	59.82	38.86	12.26	63.55	---	---	Peak	3	15960.00	49.99	74.00	-24.01	58.28	41.07	14.77	64.13	---	---	Peak	<table border="1"> <thead> <tr> <th></th> <th>Limit</th> <th>Read</th> <th>Ant</th> <th>Cable</th> <th>Preamp</th> <th>APos</th> <th>TPos</th> <th></th> </tr> <tr> <th>Freq</th> <th>Level</th> <th>Line</th> <th>Margin</th> <th>Level</th> <th>Factor</th> <th>Loss</th> <th>Factor</th> <th>Remark</th> </tr> <tr> <th>MHz</th> <th>dBuV/m</th> <th>dBuV/m</th> <th>dB</th> <th>dBuV</th> <th>dB/m</th> <th>dB</th> <th>dB</th> <th>cm</th> <th>deg</th> </tr> </thead> <tbody> <tr> <td>1</td> <td>7098.00</td> <td>56.55</td> <td>68.30</td> <td>-11.75</td> <td>74.25</td> <td>36.96</td> <td>10.20</td> <td>64.86</td> <td>100</td> <td>82</td> <td>Peak</td> </tr> <tr> <td>2</td> <td>10640.00</td> <td>47.07</td> <td>74.00</td> <td>-26.93</td> <td>59.50</td> <td>38.86</td> <td>12.26</td> <td>63.55</td> <td>---</td> <td>---</td> <td>Peak</td> </tr> <tr> <td>3</td> <td>15960.00</td> <td>48.72</td> <td>74.00</td> <td>-25.28</td> <td>57.01</td> <td>41.07</td> <td>14.77</td> <td>64.13</td> <td>---</td> <td>---</td> <td>Peak</td> </tr> </tbody> </table>		Limit	Read	Ant	Cable	Preamp	APos	TPos		Freq	Level	Line	Margin	Level	Factor	Loss	Factor	Remark	MHz	dBuV/m	dBuV/m	dB	dBuV	dB/m	dB	dB	cm	deg	1	7098.00	56.55	68.30	-11.75	74.25	36.96	10.20	64.86	100	82	Peak	2	10640.00	47.07	74.00	-26.93	59.50	38.86	12.26	63.55	---	---	Peak	3	15960.00	48.72	74.00	-25.28	57.01	41.07	14.77	64.13	---	---
	Limit	Read	Ant	Cable	Preamp	APos	TPos																																																																																																																										
Freq	Level	Line	Margin	Level	Factor	Loss	Factor	Remark																																																																																																																									
MHz	dBuV/m	dBuV/m	dB	dBuV	dB/m	dB	dB	cm	deg																																																																																																																								
1	7098.00	50.65	68.30	-17.65	68.35	36.96	10.20	64.86	100	132	Peak																																																																																																																						
2	10640.00	47.39	74.00	-26.61	59.82	38.86	12.26	63.55	---	---	Peak																																																																																																																						
3	15960.00	49.99	74.00	-24.01	58.28	41.07	14.77	64.13	---	---	Peak																																																																																																																						
	Limit	Read	Ant	Cable	Preamp	APos	TPos																																																																																																																										
Freq	Level	Line	Margin	Level	Factor	Loss	Factor	Remark																																																																																																																									
MHz	dBuV/m	dBuV/m	dB	dBuV	dB/m	dB	dB	cm	deg																																																																																																																								
1	7098.00	56.55	68.30	-11.75	74.25	36.96	10.20	64.86	100	82	Peak																																																																																																																						
2	10640.00	47.07	74.00	-26.93	59.50	38.86	12.26	63.55	---	---	Peak																																																																																																																						
3	15960.00	48.72	74.00	-25.28	57.01	41.07	14.77	64.13	---	---	Peak																																																																																																																						

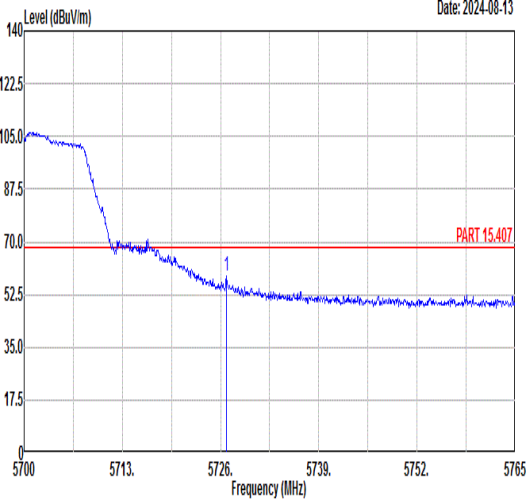
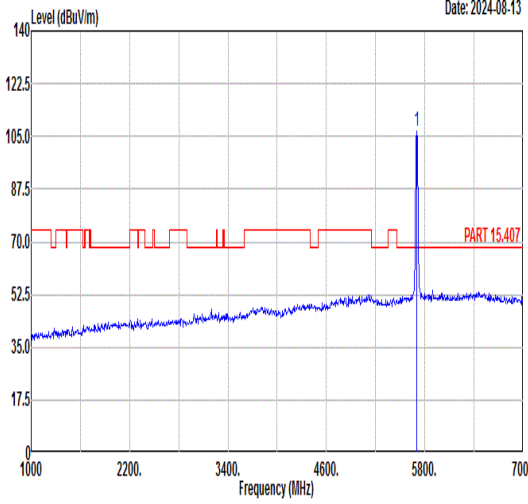
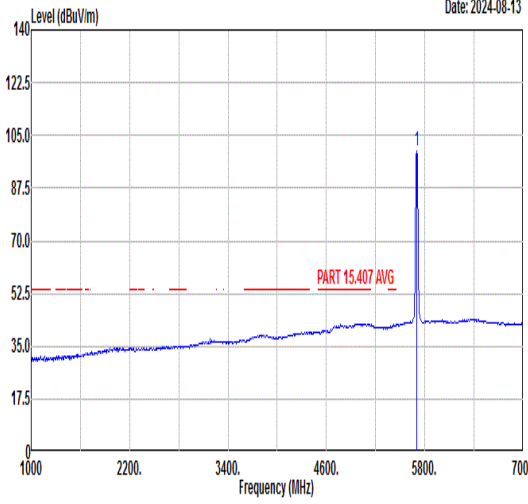


Mode	7																																																																																																																																																								
	Harmonic																																																																																																																																																								
	U-NII-2C_5.47-5.725_802.11a_CH100_5500MHz																																																																																																																																																								
ANT	3																																																																																																																																																								
Pol.	Horizontal	Vertical																																																																																																																																																							
Peak Avg																																																																																																																																																									
	<table border="1"> <thead> <tr> <th></th> <th>Limit</th> <th>Read</th> <th>Ant</th> <th>Cable</th> <th>Preamp</th> <th>APos</th> <th>TPos</th> <th>Remark</th> </tr> <tr> <th>Freq</th> <th>Level</th> <th>Line</th> <th>Margin</th> <th>Level</th> <th>Factor</th> <th>Loss</th> <th>Factor</th> <th></th> </tr> <tr> <th>MHz</th> <th>dBuV/m</th> <th>dBuV/m</th> <th>dB</th> <th>dBuV</th> <th>dB/m</th> <th>dB</th> <th>dB</th> <th>cm</th> <th>deg</th> </tr> </thead> <tbody> <tr> <td>1</td> <td>7328.00</td> <td>51.30</td> <td>74.00</td> <td>-22.70</td> <td>69.11</td> <td>36.87</td> <td>10.18</td> <td>64.86</td> <td>100</td> <td>163</td> <td>Peak</td> </tr> <tr> <td>2</td> <td>7328.00</td> <td>50.61</td> <td>54.00</td> <td>-3.39</td> <td>68.42</td> <td>36.87</td> <td>10.18</td> <td>64.86</td> <td>100</td> <td>163</td> <td>Average</td> </tr> <tr> <td>3</td> <td>11000.00</td> <td>48.45</td> <td>74.00</td> <td>-25.55</td> <td>60.35</td> <td>39.00</td> <td>12.52</td> <td>63.42</td> <td>---</td> <td>---</td> <td>Peak</td> </tr> <tr> <td>4</td> <td>16500.00</td> <td>47.89</td> <td>68.30</td> <td>-20.41</td> <td>56.03</td> <td>41.35</td> <td>15.17</td> <td>64.66</td> <td>---</td> <td>---</td> <td>Peak</td> </tr> </tbody> </table>		Limit	Read	Ant	Cable	Preamp	APos	TPos	Remark	Freq	Level	Line	Margin	Level	Factor	Loss	Factor		MHz	dBuV/m	dBuV/m	dB	dBuV	dB/m	dB	dB	cm	deg	1	7328.00	51.30	74.00	-22.70	69.11	36.87	10.18	64.86	100	163	Peak	2	7328.00	50.61	54.00	-3.39	68.42	36.87	10.18	64.86	100	163	Average	3	11000.00	48.45	74.00	-25.55	60.35	39.00	12.52	63.42	---	---	Peak	4	16500.00	47.89	68.30	-20.41	56.03	41.35	15.17	64.66	---	---	Peak	<table border="1"> <thead> <tr> <th></th> <th>Limit</th> <th>Read</th> <th>Ant</th> <th>Cable</th> <th>Preamp</th> <th>APos</th> <th>TPos</th> <th>Remark</th> </tr> <tr> <th>Freq</th> <th>Level</th> <th>Line</th> <th>Margin</th> <th>Level</th> <th>Factor</th> <th>Loss</th> <th>Factor</th> <th></th> </tr> <tr> <th>MHz</th> <th>dBuV/m</th> <th>dBuV/m</th> <th>dB</th> <th>dBuV</th> <th>dB/m</th> <th>dB</th> <th>dB</th> <th>cm</th> <th>deg</th> </tr> </thead> <tbody> <tr> <td>1</td> <td>7328.00</td> <td>52.30</td> <td>74.00</td> <td>-21.70</td> <td>70.11</td> <td>36.87</td> <td>10.18</td> <td>64.86</td> <td>100</td> <td>85</td> <td>Peak</td> </tr> <tr> <td>2</td> <td>7328.00</td> <td>49.57</td> <td>54.00</td> <td>-4.43</td> <td>67.38</td> <td>36.87</td> <td>10.18</td> <td>64.86</td> <td>100</td> <td>85</td> <td>Average</td> </tr> <tr> <td>3</td> <td>11000.00</td> <td>48.05</td> <td>74.00</td> <td>-25.95</td> <td>59.95</td> <td>39.00</td> <td>12.52</td> <td>63.42</td> <td>---</td> <td>---</td> <td>Peak</td> </tr> <tr> <td>4</td> <td>16500.00</td> <td>48.42</td> <td>68.30</td> <td>-19.88</td> <td>56.56</td> <td>41.35</td> <td>15.17</td> <td>64.66</td> <td>---</td> <td>---</td> <td>Peak</td> </tr> </tbody> </table>		Limit	Read	Ant	Cable	Preamp	APos	TPos	Remark	Freq	Level	Line	Margin	Level	Factor	Loss	Factor		MHz	dBuV/m	dBuV/m	dB	dBuV	dB/m	dB	dB	cm	deg	1	7328.00	52.30	74.00	-21.70	70.11	36.87	10.18	64.86	100	85	Peak	2	7328.00	49.57	54.00	-4.43	67.38	36.87	10.18	64.86	100	85	Average	3	11000.00	48.05	74.00	-25.95	59.95	39.00	12.52	63.42	---	---	Peak	4	16500.00	48.42	68.30	-19.88	56.56	41.35	15.17	64.66	---	---
	Limit	Read	Ant	Cable	Preamp	APos	TPos	Remark																																																																																																																																																	
Freq	Level	Line	Margin	Level	Factor	Loss	Factor																																																																																																																																																		
MHz	dBuV/m	dBuV/m	dB	dBuV	dB/m	dB	dB	cm	deg																																																																																																																																																
1	7328.00	51.30	74.00	-22.70	69.11	36.87	10.18	64.86	100	163	Peak																																																																																																																																														
2	7328.00	50.61	54.00	-3.39	68.42	36.87	10.18	64.86	100	163	Average																																																																																																																																														
3	11000.00	48.45	74.00	-25.55	60.35	39.00	12.52	63.42	---	---	Peak																																																																																																																																														
4	16500.00	47.89	68.30	-20.41	56.03	41.35	15.17	64.66	---	---	Peak																																																																																																																																														
	Limit	Read	Ant	Cable	Preamp	APos	TPos	Remark																																																																																																																																																	
Freq	Level	Line	Margin	Level	Factor	Loss	Factor																																																																																																																																																		
MHz	dBuV/m	dBuV/m	dB	dBuV	dB/m	dB	dB	cm	deg																																																																																																																																																
1	7328.00	52.30	74.00	-21.70	70.11	36.87	10.18	64.86	100	85	Peak																																																																																																																																														
2	7328.00	49.57	54.00	-4.43	67.38	36.87	10.18	64.86	100	85	Average																																																																																																																																														
3	11000.00	48.05	74.00	-25.95	59.95	39.00	12.52	63.42	---	---	Peak																																																																																																																																														
4	16500.00	48.42	68.30	-19.88	56.56	41.35	15.17	64.66	---	---	Peak																																																																																																																																														

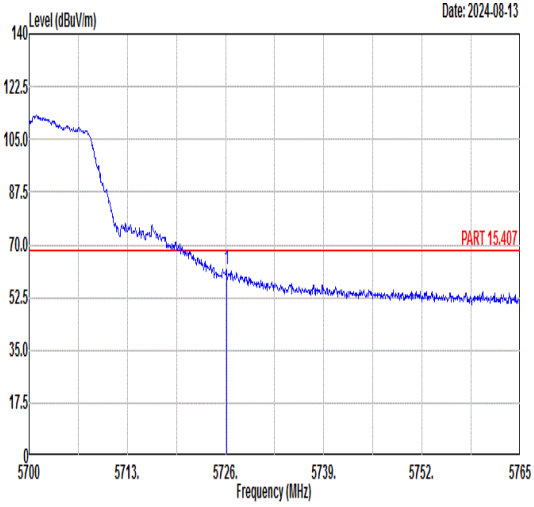
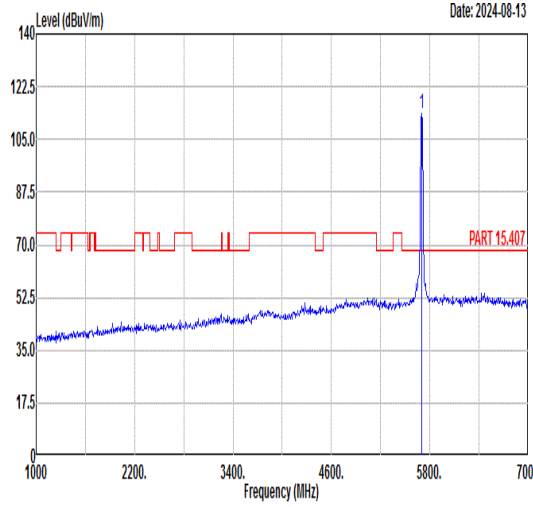
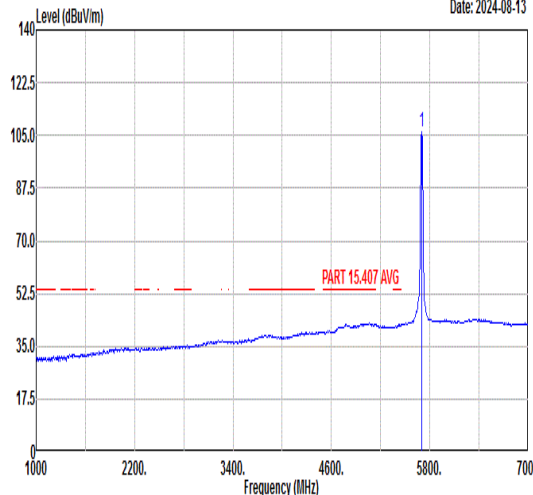


Mode	8																																																																																																																																																								
	Harmonic																																																																																																																																																								
	U-NII-2C_5.47-5.725_802.11a_CH116_5580MHz																																																																																																																																																								
ANT	3																																																																																																																																																								
Pol.	Horizontal	Vertical																																																																																																																																																							
Peak Avg																																																																																																																																																									
	<table border="1"> <thead> <tr> <th></th> <th>Limit</th> <th>Read</th> <th>Ant</th> <th>Cable</th> <th>Preamp</th> <th>APos</th> <th>TPos</th> <th>Remark</th> </tr> <tr> <th>Freq</th> <th>Level</th> <th>Line</th> <th>Margin</th> <th>Level</th> <th>Factor</th> <th>Loss</th> <th>Factor</th> <th></th> </tr> <tr> <th>MHz</th> <th>dBuV/m</th> <th>dBuV/m</th> <th>dB</th> <th>dBuV</th> <th>dB/m</th> <th>dB</th> <th>dB</th> <th>cm</th> <th>deg</th> </tr> </thead> <tbody> <tr> <td>1</td> <td>7443.00</td> <td>52.27</td> <td>74.00</td> <td>-21.73</td> <td>70.14</td> <td>36.82</td> <td>10.17</td> <td>64.86</td> <td>100</td> <td>156</td> <td>Peak</td> </tr> <tr> <td>2</td> <td>7443.00</td> <td>50.42</td> <td>54.00</td> <td>-3.58</td> <td>68.29</td> <td>36.82</td> <td>10.17</td> <td>64.86</td> <td>100</td> <td>156</td> <td>Average</td> </tr> <tr> <td>3</td> <td>11160.00</td> <td>49.69</td> <td>74.00</td> <td>-24.31</td> <td>61.42</td> <td>39.06</td> <td>12.64</td> <td>63.43</td> <td>---</td> <td>---</td> <td>Peak</td> </tr> <tr> <td>4</td> <td>16740.00</td> <td>49.21</td> <td>68.30</td> <td>-19.09</td> <td>57.30</td> <td>41.47</td> <td>15.35</td> <td>64.91</td> <td>---</td> <td>---</td> <td>Peak</td> </tr> </tbody> </table>		Limit	Read	Ant	Cable	Preamp	APos	TPos	Remark	Freq	Level	Line	Margin	Level	Factor	Loss	Factor		MHz	dBuV/m	dBuV/m	dB	dBuV	dB/m	dB	dB	cm	deg	1	7443.00	52.27	74.00	-21.73	70.14	36.82	10.17	64.86	100	156	Peak	2	7443.00	50.42	54.00	-3.58	68.29	36.82	10.17	64.86	100	156	Average	3	11160.00	49.69	74.00	-24.31	61.42	39.06	12.64	63.43	---	---	Peak	4	16740.00	49.21	68.30	-19.09	57.30	41.47	15.35	64.91	---	---	Peak	<table border="1"> <thead> <tr> <th></th> <th>Limit</th> <th>Read</th> <th>Ant</th> <th>Cable</th> <th>Preamp</th> <th>APos</th> <th>TPos</th> <th>Remark</th> </tr> <tr> <th>Freq</th> <th>Level</th> <th>Line</th> <th>Margin</th> <th>Level</th> <th>Factor</th> <th>Loss</th> <th>Factor</th> <th></th> </tr> <tr> <th>MHz</th> <th>dBuV/m</th> <th>dBuV/m</th> <th>dB</th> <th>dBuV</th> <th>dB/m</th> <th>dB</th> <th>dB</th> <th>cm</th> <th>deg</th> </tr> </thead> <tbody> <tr> <td>1</td> <td>7443.00</td> <td>49.57</td> <td>74.00</td> <td>-24.43</td> <td>67.44</td> <td>36.82</td> <td>10.17</td> <td>64.86</td> <td>100</td> <td>55</td> <td>Peak</td> </tr> <tr> <td>2</td> <td>7443.00</td> <td>47.89</td> <td>54.00</td> <td>-6.11</td> <td>65.76</td> <td>36.82</td> <td>10.17</td> <td>64.86</td> <td>100</td> <td>55</td> <td>Average</td> </tr> <tr> <td>3</td> <td>11160.00</td> <td>48.85</td> <td>74.00</td> <td>-25.15</td> <td>60.58</td> <td>39.06</td> <td>12.64</td> <td>63.43</td> <td>---</td> <td>---</td> <td>Peak</td> </tr> <tr> <td>4</td> <td>16740.00</td> <td>50.16</td> <td>68.30</td> <td>-18.14</td> <td>58.25</td> <td>41.47</td> <td>15.35</td> <td>64.91</td> <td>---</td> <td>---</td> <td>Peak</td> </tr> </tbody> </table>		Limit	Read	Ant	Cable	Preamp	APos	TPos	Remark	Freq	Level	Line	Margin	Level	Factor	Loss	Factor		MHz	dBuV/m	dBuV/m	dB	dBuV	dB/m	dB	dB	cm	deg	1	7443.00	49.57	74.00	-24.43	67.44	36.82	10.17	64.86	100	55	Peak	2	7443.00	47.89	54.00	-6.11	65.76	36.82	10.17	64.86	100	55	Average	3	11160.00	48.85	74.00	-25.15	60.58	39.06	12.64	63.43	---	---	Peak	4	16740.00	50.16	68.30	-18.14	58.25	41.47	15.35	64.91	---	---
	Limit	Read	Ant	Cable	Preamp	APos	TPos	Remark																																																																																																																																																	
Freq	Level	Line	Margin	Level	Factor	Loss	Factor																																																																																																																																																		
MHz	dBuV/m	dBuV/m	dB	dBuV	dB/m	dB	dB	cm	deg																																																																																																																																																
1	7443.00	52.27	74.00	-21.73	70.14	36.82	10.17	64.86	100	156	Peak																																																																																																																																														
2	7443.00	50.42	54.00	-3.58	68.29	36.82	10.17	64.86	100	156	Average																																																																																																																																														
3	11160.00	49.69	74.00	-24.31	61.42	39.06	12.64	63.43	---	---	Peak																																																																																																																																														
4	16740.00	49.21	68.30	-19.09	57.30	41.47	15.35	64.91	---	---	Peak																																																																																																																																														
	Limit	Read	Ant	Cable	Preamp	APos	TPos	Remark																																																																																																																																																	
Freq	Level	Line	Margin	Level	Factor	Loss	Factor																																																																																																																																																		
MHz	dBuV/m	dBuV/m	dB	dBuV	dB/m	dB	dB	cm	deg																																																																																																																																																
1	7443.00	49.57	74.00	-24.43	67.44	36.82	10.17	64.86	100	55	Peak																																																																																																																																														
2	7443.00	47.89	54.00	-6.11	65.76	36.82	10.17	64.86	100	55	Average																																																																																																																																														
3	11160.00	48.85	74.00	-25.15	60.58	39.06	12.64	63.43	---	---	Peak																																																																																																																																														
4	16740.00	50.16	68.30	-18.14	58.25	41.47	15.35	64.91	---	---	Peak																																																																																																																																														



Mode	9																																																																																	
	Band Edge																																																																																	
	U-NII-2C_5.47-5.725_802.11a_CH140_5700MHz																																																																																	
ANT	3																																																																																	
Pol.	Horizontal	Fundamental																																																																																
Peak	 <p style="text-align: right;">Date: 2024-08-13</p> <table border="1"> <thead> <tr> <th>Limit</th> <th>Margin</th> <th>Read</th> <th>Ant</th> <th>Cable</th> <th>Preamp</th> <th>APos</th> <th>TPos</th> <th>Remark</th> </tr> <tr> <th>Freq</th> <th>Level</th> <th>Line</th> <th>(dB)</th> <th>Level</th> <th>Factor</th> <th>Loss Factor</th> <th></th> <th></th> </tr> <tr> <th>MHz</th> <th>dBuV/m</th> <th>dBuV/m</th> <th>dB</th> <th>dBuV</th> <th>dB/m</th> <th>dB</th> <th>dB</th> <th>cm</th> <th>deg</th> </tr> </thead> <tbody> <tr> <td>1</td> <td>5726.78</td> <td>58.40</td> <td>68.30</td> <td>-9.90</td> <td>44.85</td> <td>36.22</td> <td>10.02</td> <td>32.69</td> <td>384</td> <td>217</td> <td>PEAK</td> </tr> </tbody> </table>	Limit	Margin	Read	Ant	Cable	Preamp	APos	TPos	Remark	Freq	Level	Line	(dB)	Level	Factor	Loss Factor			MHz	dBuV/m	dBuV/m	dB	dBuV	dB/m	dB	dB	cm	deg	1	5726.78	58.40	68.30	-9.90	44.85	36.22	10.02	32.69	384	217	PEAK	 <p style="text-align: right;">Date: 2024-08-13</p> <table border="1"> <thead> <tr> <th>Limit</th> <th>Margin</th> <th>Read</th> <th>Ant</th> <th>Cable</th> <th>Preamp</th> <th>APos</th> <th>TPos</th> <th>Remark</th> </tr> <tr> <th>Freq</th> <th>Level</th> <th>Line</th> <th>(dB)</th> <th>Level</th> <th>Factor</th> <th>Loss Factor</th> <th></th> <th></th> </tr> <tr> <th>MHz</th> <th>dBuV/m</th> <th>dBuV/m</th> <th>dB</th> <th>dBuV</th> <th>dB/m</th> <th>dB</th> <th>dB</th> <th>cm</th> <th>deg</th> </tr> </thead> <tbody> <tr> <td>1</td> <td>5700.00</td> <td>106.77</td> <td>-----</td> <td>-----</td> <td>93.31</td> <td>36.18</td> <td>9.96</td> <td>32.68</td> <td>384</td> <td>217</td> <td>PEAK</td> </tr> </tbody> </table>	Limit	Margin	Read	Ant	Cable	Preamp	APos	TPos	Remark	Freq	Level	Line	(dB)	Level	Factor	Loss Factor			MHz	dBuV/m	dBuV/m	dB	dBuV	dB/m	dB	dB	cm	deg	1	5700.00	106.77	-----	-----	93.31	36.18	9.96	32.68	384	217	PEAK
Limit	Margin	Read	Ant	Cable	Preamp	APos	TPos	Remark																																																																										
Freq	Level	Line	(dB)	Level	Factor	Loss Factor																																																																												
MHz	dBuV/m	dBuV/m	dB	dBuV	dB/m	dB	dB	cm	deg																																																																									
1	5726.78	58.40	68.30	-9.90	44.85	36.22	10.02	32.69	384	217	PEAK																																																																							
Limit	Margin	Read	Ant	Cable	Preamp	APos	TPos	Remark																																																																										
Freq	Level	Line	(dB)	Level	Factor	Loss Factor																																																																												
MHz	dBuV/m	dBuV/m	dB	dBuV	dB/m	dB	dB	cm	deg																																																																									
1	5700.00	106.77	-----	-----	93.31	36.18	9.96	32.68	384	217	PEAK																																																																							
Avg	Blank	 <p style="text-align: right;">Date: 2024-08-13</p> <table border="1"> <thead> <tr> <th>Limit</th> <th>Margin</th> <th>Read</th> <th>Ant</th> <th>Cable</th> <th>Preamp</th> <th>APos</th> <th>TPos</th> <th>Remark</th> </tr> <tr> <th>Freq</th> <th>Level</th> <th>Line</th> <th>(dB)</th> <th>Level</th> <th>Factor</th> <th>Loss Factor</th> <th></th> <th></th> </tr> <tr> <th>MHz</th> <th>dBuV/m</th> <th>dBuV/m</th> <th>dB</th> <th>dBuV</th> <th>dB/m</th> <th>dB</th> <th>dB</th> <th>cm</th> <th>deg</th> </tr> </thead> <tbody> <tr> <td>1</td> <td>5700.00</td> <td>99.78</td> <td>-----</td> <td>-----</td> <td>86.30</td> <td>36.19</td> <td>9.97</td> <td>32.68</td> <td>384</td> <td>217</td> <td>AVERAGE</td> </tr> </tbody> </table>	Limit	Margin	Read	Ant	Cable	Preamp	APos	TPos	Remark	Freq	Level	Line	(dB)	Level	Factor	Loss Factor			MHz	dBuV/m	dBuV/m	dB	dBuV	dB/m	dB	dB	cm	deg	1	5700.00	99.78	-----	-----	86.30	36.19	9.97	32.68	384	217	AVERAGE																																								
Limit	Margin	Read	Ant	Cable	Preamp	APos	TPos	Remark																																																																										
Freq	Level	Line	(dB)	Level	Factor	Loss Factor																																																																												
MHz	dBuV/m	dBuV/m	dB	dBuV	dB/m	dB	dB	cm	deg																																																																									
1	5700.00	99.78	-----	-----	86.30	36.19	9.97	32.68	384	217	AVERAGE																																																																							



Mode	9																																																																																	
	Band Edge																																																																																	
	U-NII-2C_5.47-5.725_802.11a_CH140_5700MHz																																																																																	
ANT	3																																																																																	
Pol.	Vertical	Fundamental																																																																																
Peak	 <p style="text-align: right;">Date: 2024-08-13</p> <table border="1"> <thead> <tr> <th>Limit</th> <th>Margin</th> <th>Read</th> <th>Ant</th> <th>Cable</th> <th>Preamp</th> <th>APos</th> <th>TPos</th> <th>Remark</th> </tr> <tr> <th>Freq</th> <th>Level</th> <th>Line</th> <th>(dB)</th> <th>Level</th> <th>Factor</th> <th>Loss Factor</th> <th></th> <th></th> </tr> <tr> <th>MHz</th> <th>dBuV/m</th> <th>dBuV/m</th> <th>dB</th> <th>dBuV</th> <th>dB/m</th> <th>dB</th> <th>dB</th> <th>cm</th> <th>deg</th> </tr> </thead> <tbody> <tr> <td>1</td> <td>5726.13</td> <td>62.03</td> <td>68.30</td> <td>-6.27</td> <td>48.48</td> <td>36.22</td> <td>10.02</td> <td>32.69</td> <td>200</td> <td>93</td> <td>PEAK</td> </tr> </tbody> </table>	Limit	Margin	Read	Ant	Cable	Preamp	APos	TPos	Remark	Freq	Level	Line	(dB)	Level	Factor	Loss Factor			MHz	dBuV/m	dBuV/m	dB	dBuV	dB/m	dB	dB	cm	deg	1	5726.13	62.03	68.30	-6.27	48.48	36.22	10.02	32.69	200	93	PEAK	 <p style="text-align: right;">Date: 2024-08-13</p> <table border="1"> <thead> <tr> <th>Limit</th> <th>Margin</th> <th>Read</th> <th>Ant</th> <th>Cable</th> <th>Preamp</th> <th>APos</th> <th>TPos</th> <th>Remark</th> </tr> <tr> <th>Freq</th> <th>Level</th> <th>Line</th> <th>(dB)</th> <th>Level</th> <th>Factor</th> <th>Loss Factor</th> <th></th> <th></th> </tr> <tr> <th>MHz</th> <th>dBuV/m</th> <th>dBuV/m</th> <th>dB</th> <th>dBuV</th> <th>dB/m</th> <th>dB</th> <th>dB</th> <th>cm</th> <th>deg</th> </tr> </thead> <tbody> <tr> <td>1</td> <td>5700.00</td> <td>113.36</td> <td>-----</td> <td>-----</td> <td>99.90</td> <td>36.18</td> <td>9.96</td> <td>32.68</td> <td>200</td> <td>93</td> <td>PEAK</td> </tr> </tbody> </table>	Limit	Margin	Read	Ant	Cable	Preamp	APos	TPos	Remark	Freq	Level	Line	(dB)	Level	Factor	Loss Factor			MHz	dBuV/m	dBuV/m	dB	dBuV	dB/m	dB	dB	cm	deg	1	5700.00	113.36	-----	-----	99.90	36.18	9.96	32.68	200	93	PEAK
Limit	Margin	Read	Ant	Cable	Preamp	APos	TPos	Remark																																																																										
Freq	Level	Line	(dB)	Level	Factor	Loss Factor																																																																												
MHz	dBuV/m	dBuV/m	dB	dBuV	dB/m	dB	dB	cm	deg																																																																									
1	5726.13	62.03	68.30	-6.27	48.48	36.22	10.02	32.69	200	93	PEAK																																																																							
Limit	Margin	Read	Ant	Cable	Preamp	APos	TPos	Remark																																																																										
Freq	Level	Line	(dB)	Level	Factor	Loss Factor																																																																												
MHz	dBuV/m	dBuV/m	dB	dBuV	dB/m	dB	dB	cm	deg																																																																									
1	5700.00	113.36	-----	-----	99.90	36.18	9.96	32.68	200	93	PEAK																																																																							
Avg	Blank	 <p style="text-align: right;">Date: 2024-08-13</p> <table border="1"> <thead> <tr> <th>Limit</th> <th>Margin</th> <th>Read</th> <th>Ant</th> <th>Cable</th> <th>Preamp</th> <th>APos</th> <th>TPos</th> <th>Remark</th> </tr> <tr> <th>Freq</th> <th>Level</th> <th>Line</th> <th>(dB)</th> <th>Level</th> <th>Factor</th> <th>Loss Factor</th> <th></th> <th></th> </tr> <tr> <th>MHz</th> <th>dBuV/m</th> <th>dBuV/m</th> <th>dB</th> <th>dBuV</th> <th>dB/m</th> <th>dB</th> <th>dB</th> <th>cm</th> <th>deg</th> </tr> </thead> <tbody> <tr> <td>1</td> <td>5700.00</td> <td>106.42</td> <td>-----</td> <td>-----</td> <td>92.96</td> <td>36.18</td> <td>9.96</td> <td>32.68</td> <td>200</td> <td>93</td> <td>AVERAGE</td> </tr> </tbody> </table>	Limit	Margin	Read	Ant	Cable	Preamp	APos	TPos	Remark	Freq	Level	Line	(dB)	Level	Factor	Loss Factor			MHz	dBuV/m	dBuV/m	dB	dBuV	dB/m	dB	dB	cm	deg	1	5700.00	106.42	-----	-----	92.96	36.18	9.96	32.68	200	93	AVERAGE																																								
Limit	Margin	Read	Ant	Cable	Preamp	APos	TPos	Remark																																																																										
Freq	Level	Line	(dB)	Level	Factor	Loss Factor																																																																												
MHz	dBuV/m	dBuV/m	dB	dBuV	dB/m	dB	dB	cm	deg																																																																									
1	5700.00	106.42	-----	-----	92.96	36.18	9.96	32.68	200	93	AVERAGE																																																																							



Mode	9																																																																												
	Harmonic																																																																												
	U-NII-2C_5.47-5.725_802.11a_CH140_5700MHz																																																																												
ANT	3																																																																												
Pol.	Horizontal	Vertical																																																																											
Peak Avg																																																																													
	<table border="1"> <thead> <tr> <th></th> <th>Limit</th> <th>Read</th> <th>Ant</th> <th>Cable</th> <th>Preamp</th> <th>APos</th> <th>TPos</th> <th>Remark</th> </tr> <tr> <th>Freq</th> <th>Level</th> <th>Line</th> <th>Margin</th> <th>Level</th> <th>Factor</th> <th>Loss</th> <th>Factor</th> <th></th> </tr> <tr> <th>MHz</th> <th>dBuV/m</th> <th>dBuV/m</th> <th>dB</th> <th>dBuV</th> <th>dB/m</th> <th>dB</th> <th>dB</th> <th>cm</th> <th>deg</th> </tr> </thead> <tbody> <tr> <td>1</td> <td>7604.00</td> <td>49.42</td> <td>74.00</td> <td>-24.58</td> <td>67.25</td> <td>36.88</td> <td>10.14</td> <td>64.85</td> <td>100</td> <td>156</td> <td>Peak</td> </tr> <tr> <td>2</td> <td>7604.00</td> <td>47.60</td> <td>54.00</td> <td>-6.40</td> <td>65.43</td> <td>36.88</td> <td>10.14</td> <td>64.85</td> <td>100</td> <td>156</td> <td>Average</td> </tr> <tr> <td>3</td> <td>11400.00</td> <td>48.64</td> <td>74.00</td> <td>-25.36</td> <td>60.11</td> <td>39.16</td> <td>12.81</td> <td>63.44</td> <td>---</td> <td>---</td> <td>Peak</td> </tr> <tr> <td>4</td> <td>17100.00</td> <td>49.71</td> <td>68.30</td> <td>-18.59</td> <td>57.61</td> <td>41.71</td> <td>15.62</td> <td>65.23</td> <td>---</td> <td>---</td> <td>Peak</td> </tr> </tbody> </table>			Limit	Read	Ant	Cable	Preamp	APos	TPos	Remark	Freq	Level	Line	Margin	Level	Factor	Loss	Factor		MHz	dBuV/m	dBuV/m	dB	dBuV	dB/m	dB	dB	cm	deg	1	7604.00	49.42	74.00	-24.58	67.25	36.88	10.14	64.85	100	156	Peak	2	7604.00	47.60	54.00	-6.40	65.43	36.88	10.14	64.85	100	156	Average	3	11400.00	48.64	74.00	-25.36	60.11	39.16	12.81	63.44	---	---	Peak	4	17100.00	49.71	68.30	-18.59	57.61	41.71	15.62	65.23	---	---
	Limit	Read	Ant	Cable	Preamp	APos	TPos	Remark																																																																					
Freq	Level	Line	Margin	Level	Factor	Loss	Factor																																																																						
MHz	dBuV/m	dBuV/m	dB	dBuV	dB/m	dB	dB	cm	deg																																																																				
1	7604.00	49.42	74.00	-24.58	67.25	36.88	10.14	64.85	100	156	Peak																																																																		
2	7604.00	47.60	54.00	-6.40	65.43	36.88	10.14	64.85	100	156	Average																																																																		
3	11400.00	48.64	74.00	-25.36	60.11	39.16	12.81	63.44	---	---	Peak																																																																		
4	17100.00	49.71	68.30	-18.59	57.61	41.71	15.62	65.23	---	---	Peak																																																																		



Mode	10																																																																															
	Band Edge																																																																															
	U-NII-1_5.15-5.25_802.11n HT20_CH36_5180MHz																																																																															
ANT	3																																																																															
Pol.	Horizontal	Fundamental																																																																														
Peak	<p>Date: 2024-08-13</p> <table border="1"> <thead> <tr> <th>Limit</th> <th>Margin</th> <th>Read</th> <th>Ant</th> <th>Cable</th> <th>Preamp</th> <th>APos</th> <th>TPos</th> <th>Remark</th> </tr> <tr> <th>Freq</th> <th>Level</th> <th>Line</th> <th>(dB)</th> <th>Level</th> <th>Factor</th> <th>Loss</th> <th>Factor</th> <th></th> </tr> <tr> <th>MHz</th> <th>dBuV/m</th> <th>dBuV/m</th> <th>dB</th> <th>dB/m</th> <th>dB</th> <th>dB</th> <th>cm</th> <th>deg</th> </tr> </thead> <tbody> <tr> <td>1</td> <td>5144.54</td> <td>56.78</td> <td>74.00</td> <td>-17.22</td> <td>44.81</td> <td>36.11</td> <td>8.53</td> <td>32.67</td> <td>221</td> <td>93</td> <td>PEAK</td> </tr> </tbody> </table>	Limit	Margin	Read	Ant	Cable	Preamp	APos	TPos	Remark	Freq	Level	Line	(dB)	Level	Factor	Loss	Factor		MHz	dBuV/m	dBuV/m	dB	dB/m	dB	dB	cm	deg	1	5144.54	56.78	74.00	-17.22	44.81	36.11	8.53	32.67	221	93	PEAK	<p>Date: 2024-08-13</p> <table border="1"> <thead> <tr> <th>Limit</th> <th>Margin</th> <th>Read</th> <th>Ant</th> <th>Cable</th> <th>Preamp</th> <th>APos</th> <th>TPos</th> <th>Remark</th> </tr> <tr> <th>Freq</th> <th>Level</th> <th>Line</th> <th>(dB)</th> <th>Level</th> <th>Factor</th> <th>Loss</th> <th>Factor</th> <th></th> </tr> <tr> <th>MHz</th> <th>dBuV/m</th> <th>dBuV/m</th> <th>dB</th> <th>dB/m</th> <th>dB</th> <th>dB</th> <th>cm</th> <th>deg</th> </tr> </thead> <tbody> <tr> <td>1</td> <td>5180.00</td> <td>106.19</td> <td>-----</td> <td>-----</td> <td>94.17</td> <td>36.09</td> <td>8.59</td> <td>32.66</td> <td>221</td> <td>93</td> <td>PEAK</td> </tr> </tbody> </table>	Limit	Margin	Read	Ant	Cable	Preamp	APos	TPos	Remark	Freq	Level	Line	(dB)	Level	Factor	Loss	Factor		MHz	dBuV/m	dBuV/m	dB	dB/m	dB	dB	cm	deg	1	5180.00	106.19	-----	-----	94.17	36.09	8.59	32.66	221	93	PEAK
	Limit	Margin	Read	Ant	Cable	Preamp	APos	TPos	Remark																																																																							
Freq	Level	Line	(dB)	Level	Factor	Loss	Factor																																																																									
MHz	dBuV/m	dBuV/m	dB	dB/m	dB	dB	cm	deg																																																																								
1	5144.54	56.78	74.00	-17.22	44.81	36.11	8.53	32.67	221	93	PEAK																																																																					
Limit	Margin	Read	Ant	Cable	Preamp	APos	TPos	Remark																																																																								
Freq	Level	Line	(dB)	Level	Factor	Loss	Factor																																																																									
MHz	dBuV/m	dBuV/m	dB	dB/m	dB	dB	cm	deg																																																																								
1	5180.00	106.19	-----	-----	94.17	36.09	8.59	32.66	221	93	PEAK																																																																					
Avg	<p>Date: 2024-08-13</p> <table border="1"> <thead> <tr> <th>Limit</th> <th>Margin</th> <th>Read</th> <th>Ant</th> <th>Cable</th> <th>Preamp</th> <th>APos</th> <th>TPos</th> <th>Remark</th> </tr> <tr> <th>Freq</th> <th>Level</th> <th>Line</th> <th>(dB)</th> <th>Level</th> <th>Factor</th> <th>Loss</th> <th>Factor</th> <th></th> </tr> <tr> <th>MHz</th> <th>dBuV/m</th> <th>dBuV/m</th> <th>dB</th> <th>dB/m</th> <th>dB</th> <th>dB</th> <th>cm</th> <th>deg</th> </tr> </thead> <tbody> <tr> <td>1</td> <td>5149.76</td> <td>46.90</td> <td>54.00</td> <td>-7.10</td> <td>34.92</td> <td>36.11</td> <td>8.54</td> <td>32.67</td> <td>221</td> <td>93</td> <td>AVERAGE</td> </tr> </tbody> </table>	Limit	Margin	Read	Ant	Cable	Preamp	APos	TPos	Remark	Freq	Level	Line	(dB)	Level	Factor	Loss	Factor		MHz	dBuV/m	dBuV/m	dB	dB/m	dB	dB	cm	deg	1	5149.76	46.90	54.00	-7.10	34.92	36.11	8.54	32.67	221	93	AVERAGE	<p>Date: 2024-08-13</p> <table border="1"> <thead> <tr> <th>Limit</th> <th>Margin</th> <th>Read</th> <th>Ant</th> <th>Cable</th> <th>Preamp</th> <th>APos</th> <th>TPos</th> <th>Remark</th> </tr> <tr> <th>Freq</th> <th>Level</th> <th>Line</th> <th>(dB)</th> <th>Level</th> <th>Factor</th> <th>Loss</th> <th>Factor</th> <th></th> </tr> <tr> <th>MHz</th> <th>dBuV/m</th> <th>dBuV/m</th> <th>dB</th> <th>dB/m</th> <th>dB</th> <th>dB</th> <th>cm</th> <th>deg</th> </tr> </thead> <tbody> <tr> <td>1</td> <td>5180.00</td> <td>98.81</td> <td>-----</td> <td>-----</td> <td>86.79</td> <td>36.09</td> <td>8.59</td> <td>32.66</td> <td>221</td> <td>93</td> <td>AVERAGE</td> </tr> </tbody> </table>	Limit	Margin	Read	Ant	Cable	Preamp	APos	TPos	Remark	Freq	Level	Line	(dB)	Level	Factor	Loss	Factor		MHz	dBuV/m	dBuV/m	dB	dB/m	dB	dB	cm	deg	1	5180.00	98.81	-----	-----	86.79	36.09	8.59	32.66	221	93	AVERAGE
Limit	Margin	Read	Ant	Cable	Preamp	APos	TPos	Remark																																																																								
Freq	Level	Line	(dB)	Level	Factor	Loss	Factor																																																																									
MHz	dBuV/m	dBuV/m	dB	dB/m	dB	dB	cm	deg																																																																								
1	5149.76	46.90	54.00	-7.10	34.92	36.11	8.54	32.67	221	93	AVERAGE																																																																					
Limit	Margin	Read	Ant	Cable	Preamp	APos	TPos	Remark																																																																								
Freq	Level	Line	(dB)	Level	Factor	Loss	Factor																																																																									
MHz	dBuV/m	dBuV/m	dB	dB/m	dB	dB	cm	deg																																																																								
1	5180.00	98.81	-----	-----	86.79	36.09	8.59	32.66	221	93	AVERAGE																																																																					



Mode	10																																																																															
	Band Edge																																																																															
	U-NII-1_5.15-5.25_802.11n HT20_CH36_5180MHz																																																																															
ANT	3																																																																															
Pol.	Vertical	Fundamental																																																																														
Peak	<p>Date: 2024-08-13</p> <table border="1"> <thead> <tr> <th>Limit</th> <th>Margin</th> <th>Read</th> <th>Ant</th> <th>Cable</th> <th>Preamp</th> <th>APos</th> <th>TPos</th> <th>Remark</th> </tr> <tr> <th>Freq</th> <th>Level</th> <th>Line</th> <th>(dB)</th> <th>Level</th> <th>Factor</th> <th>Loss</th> <th>Factor</th> <th></th> </tr> <tr> <th>MHz</th> <th>dBuV/m</th> <th>dBuV/m</th> <th>dB</th> <th>dB</th> <th>dB/m</th> <th>dB</th> <th>dB</th> <th>cm</th> <th>deg</th> </tr> </thead> <tbody> <tr> <td>1</td> <td>5149.58</td> <td>58.72</td> <td>74.00</td> <td>-15.28</td> <td>46.75</td> <td>36.11</td> <td>8.53</td> <td>32.67</td> <td>200</td> <td>97 PEAK</td> </tr> </tbody> </table>	Limit	Margin	Read	Ant	Cable	Preamp	APos	TPos	Remark	Freq	Level	Line	(dB)	Level	Factor	Loss	Factor		MHz	dBuV/m	dBuV/m	dB	dB	dB/m	dB	dB	cm	deg	1	5149.58	58.72	74.00	-15.28	46.75	36.11	8.53	32.67	200	97 PEAK	<p>Date: 2024-08-13</p> <table border="1"> <thead> <tr> <th>Limit</th> <th>Margin</th> <th>Read</th> <th>Ant</th> <th>Cable</th> <th>Preamp</th> <th>APos</th> <th>TPos</th> <th>Remark</th> </tr> <tr> <th>Freq</th> <th>Level</th> <th>Line</th> <th>(dB)</th> <th>Level</th> <th>Factor</th> <th>Loss</th> <th>Factor</th> <th></th> </tr> <tr> <th>MHz</th> <th>dBuV/m</th> <th>dBuV/m</th> <th>dB</th> <th>dB</th> <th>dB/m</th> <th>dB</th> <th>dB</th> <th>cm</th> <th>deg</th> </tr> </thead> <tbody> <tr> <td>1</td> <td>5180.00</td> <td>109.98</td> <td>-----</td> <td>-----</td> <td>97.96</td> <td>36.09</td> <td>8.59</td> <td>32.66</td> <td>200</td> <td>97 PEAK</td> </tr> </tbody> </table>	Limit	Margin	Read	Ant	Cable	Preamp	APos	TPos	Remark	Freq	Level	Line	(dB)	Level	Factor	Loss	Factor		MHz	dBuV/m	dBuV/m	dB	dB	dB/m	dB	dB	cm	deg	1	5180.00	109.98	-----	-----	97.96	36.09	8.59	32.66	200	97 PEAK
	Limit	Margin	Read	Ant	Cable	Preamp	APos	TPos	Remark																																																																							
Freq	Level	Line	(dB)	Level	Factor	Loss	Factor																																																																									
MHz	dBuV/m	dBuV/m	dB	dB	dB/m	dB	dB	cm	deg																																																																							
1	5149.58	58.72	74.00	-15.28	46.75	36.11	8.53	32.67	200	97 PEAK																																																																						
Limit	Margin	Read	Ant	Cable	Preamp	APos	TPos	Remark																																																																								
Freq	Level	Line	(dB)	Level	Factor	Loss	Factor																																																																									
MHz	dBuV/m	dBuV/m	dB	dB	dB/m	dB	dB	cm	deg																																																																							
1	5180.00	109.98	-----	-----	97.96	36.09	8.59	32.66	200	97 PEAK																																																																						
Avg	<p>Date: 2024-08-13</p> <table border="1"> <thead> <tr> <th>Limit</th> <th>Margin</th> <th>Read</th> <th>Ant</th> <th>Cable</th> <th>Preamp</th> <th>APos</th> <th>TPos</th> <th>Remark</th> </tr> <tr> <th>Freq</th> <th>Level</th> <th>Line</th> <th>(dB)</th> <th>Level</th> <th>Factor</th> <th>Loss</th> <th>Factor</th> <th></th> </tr> <tr> <th>MHz</th> <th>dBuV/m</th> <th>dBuV/m</th> <th>dB</th> <th>dB</th> <th>dB/m</th> <th>dB</th> <th>dB</th> <th>cm</th> <th>deg</th> </tr> </thead> <tbody> <tr> <td>1</td> <td>5149.94</td> <td>50.11</td> <td>54.00</td> <td>-3.89</td> <td>38.13</td> <td>36.11</td> <td>8.54</td> <td>32.67</td> <td>200</td> <td>97 AVERAGE</td> </tr> </tbody> </table>	Limit	Margin	Read	Ant	Cable	Preamp	APos	TPos	Remark	Freq	Level	Line	(dB)	Level	Factor	Loss	Factor		MHz	dBuV/m	dBuV/m	dB	dB	dB/m	dB	dB	cm	deg	1	5149.94	50.11	54.00	-3.89	38.13	36.11	8.54	32.67	200	97 AVERAGE	<p>Date: 2024-08-13</p> <table border="1"> <thead> <tr> <th>Limit</th> <th>Margin</th> <th>Read</th> <th>Ant</th> <th>Cable</th> <th>Preamp</th> <th>APos</th> <th>TPos</th> <th>Remark</th> </tr> <tr> <th>Freq</th> <th>Level</th> <th>Line</th> <th>(dB)</th> <th>Level</th> <th>Factor</th> <th>Loss</th> <th>Factor</th> <th></th> </tr> <tr> <th>MHz</th> <th>dBuV/m</th> <th>dBuV/m</th> <th>dB</th> <th>dB</th> <th>dB/m</th> <th>dB</th> <th>dB</th> <th>cm</th> <th>deg</th> </tr> </thead> <tbody> <tr> <td>1</td> <td>5180.00</td> <td>103.27</td> <td>-----</td> <td>-----</td> <td>91.26</td> <td>36.09</td> <td>8.58</td> <td>32.66</td> <td>200</td> <td>97 AVERAGE</td> </tr> </tbody> </table>	Limit	Margin	Read	Ant	Cable	Preamp	APos	TPos	Remark	Freq	Level	Line	(dB)	Level	Factor	Loss	Factor		MHz	dBuV/m	dBuV/m	dB	dB	dB/m	dB	dB	cm	deg	1	5180.00	103.27	-----	-----	91.26	36.09	8.58	32.66	200	97 AVERAGE
Limit	Margin	Read	Ant	Cable	Preamp	APos	TPos	Remark																																																																								
Freq	Level	Line	(dB)	Level	Factor	Loss	Factor																																																																									
MHz	dBuV/m	dBuV/m	dB	dB	dB/m	dB	dB	cm	deg																																																																							
1	5149.94	50.11	54.00	-3.89	38.13	36.11	8.54	32.67	200	97 AVERAGE																																																																						
Limit	Margin	Read	Ant	Cable	Preamp	APos	TPos	Remark																																																																								
Freq	Level	Line	(dB)	Level	Factor	Loss	Factor																																																																									
MHz	dBuV/m	dBuV/m	dB	dB	dB/m	dB	dB	cm	deg																																																																							
1	5180.00	103.27	-----	-----	91.26	36.09	8.58	32.66	200	97 AVERAGE																																																																						



Mode	10																																																																																																																																
	Harmonic																																																																																																																																
	U-NII-1_5.15-5.25_802.11n HT20_CH36_5180MHz																																																																																																																																
ANT	3																																																																																																																																
Pol.	Horizontal	Vertical																																																																																																																															
Peak Avg																																																																																																																																	
	<table border="1"> <thead> <tr> <th></th> <th>Limit</th> <th>Read</th> <th>Ant</th> <th>Cable</th> <th>Preamp</th> <th>APos</th> <th>TPos</th> <th></th> </tr> <tr> <th>Freq</th> <th>Level</th> <th>Line</th> <th>Margin</th> <th>Level</th> <th>Factor</th> <th>Loss</th> <th>Factor</th> <th>Remark</th> </tr> <tr> <th>MHz</th> <th>dBuV/m</th> <th>dBuV/m</th> <th>dB</th> <th>dBuV</th> <th>dB/m</th> <th>dB</th> <th>dB</th> <th>cm</th> <th>deg</th> </tr> </thead> <tbody> <tr> <td>1</td> <td>6902.50</td> <td>51.51</td> <td>68.30</td> <td>-16.79</td> <td>69.17</td> <td>36.96</td> <td>10.24</td> <td>64.86</td> <td>100</td> <td>148</td> <td>Peak</td> </tr> <tr> <td>2</td> <td>10360.00</td> <td>46.81</td> <td>68.30</td> <td>-21.49</td> <td>59.67</td> <td>38.74</td> <td>12.06</td> <td>63.66</td> <td>---</td> <td>---</td> <td>Peak</td> </tr> <tr> <td>3</td> <td>15540.00</td> <td>48.65</td> <td>74.00</td> <td>-25.35</td> <td>57.33</td> <td>40.73</td> <td>14.58</td> <td>63.99</td> <td>---</td> <td>---</td> <td>Peak</td> </tr> </tbody> </table>		Limit	Read	Ant	Cable	Preamp	APos	TPos		Freq	Level	Line	Margin	Level	Factor	Loss	Factor	Remark	MHz	dBuV/m	dBuV/m	dB	dBuV	dB/m	dB	dB	cm	deg	1	6902.50	51.51	68.30	-16.79	69.17	36.96	10.24	64.86	100	148	Peak	2	10360.00	46.81	68.30	-21.49	59.67	38.74	12.06	63.66	---	---	Peak	3	15540.00	48.65	74.00	-25.35	57.33	40.73	14.58	63.99	---	---	Peak	<table border="1"> <thead> <tr> <th></th> <th>Limit</th> <th>Read</th> <th>Ant</th> <th>Cable</th> <th>Preamp</th> <th>APos</th> <th>TPos</th> <th></th> </tr> <tr> <th>Freq</th> <th>Level</th> <th>Line</th> <th>Margin</th> <th>Level</th> <th>Factor</th> <th>Loss</th> <th>Factor</th> <th>Remark</th> </tr> <tr> <th>MHz</th> <th>dBuV/m</th> <th>dBuV/m</th> <th>dB</th> <th>dBuV</th> <th>dB/m</th> <th>dB</th> <th>dB</th> <th>cm</th> <th>deg</th> </tr> </thead> <tbody> <tr> <td>1</td> <td>6902.50</td> <td>55.45</td> <td>68.30</td> <td>-12.85</td> <td>73.11</td> <td>36.96</td> <td>10.24</td> <td>64.86</td> <td>100</td> <td>65</td> <td>Peak</td> </tr> <tr> <td>2</td> <td>10360.00</td> <td>46.65</td> <td>68.30</td> <td>-21.65</td> <td>59.51</td> <td>38.74</td> <td>12.06</td> <td>63.66</td> <td>---</td> <td>---</td> <td>Peak</td> </tr> <tr> <td>3</td> <td>15540.00</td> <td>48.93</td> <td>74.00</td> <td>-25.07</td> <td>57.61</td> <td>40.73</td> <td>14.58</td> <td>63.99</td> <td>---</td> <td>---</td> <td>Peak</td> </tr> </tbody> </table>		Limit	Read	Ant	Cable	Preamp	APos	TPos		Freq	Level	Line	Margin	Level	Factor	Loss	Factor	Remark	MHz	dBuV/m	dBuV/m	dB	dBuV	dB/m	dB	dB	cm	deg	1	6902.50	55.45	68.30	-12.85	73.11	36.96	10.24	64.86	100	65	Peak	2	10360.00	46.65	68.30	-21.65	59.51	38.74	12.06	63.66	---	---	Peak	3	15540.00	48.93	74.00	-25.07	57.61	40.73	14.58	63.99	---	---
	Limit	Read	Ant	Cable	Preamp	APos	TPos																																																																																																																										
Freq	Level	Line	Margin	Level	Factor	Loss	Factor	Remark																																																																																																																									
MHz	dBuV/m	dBuV/m	dB	dBuV	dB/m	dB	dB	cm	deg																																																																																																																								
1	6902.50	51.51	68.30	-16.79	69.17	36.96	10.24	64.86	100	148	Peak																																																																																																																						
2	10360.00	46.81	68.30	-21.49	59.67	38.74	12.06	63.66	---	---	Peak																																																																																																																						
3	15540.00	48.65	74.00	-25.35	57.33	40.73	14.58	63.99	---	---	Peak																																																																																																																						
	Limit	Read	Ant	Cable	Preamp	APos	TPos																																																																																																																										
Freq	Level	Line	Margin	Level	Factor	Loss	Factor	Remark																																																																																																																									
MHz	dBuV/m	dBuV/m	dB	dBuV	dB/m	dB	dB	cm	deg																																																																																																																								
1	6902.50	55.45	68.30	-12.85	73.11	36.96	10.24	64.86	100	65	Peak																																																																																																																						
2	10360.00	46.65	68.30	-21.65	59.51	38.74	12.06	63.66	---	---	Peak																																																																																																																						
3	15540.00	48.93	74.00	-25.07	57.61	40.73	14.58	63.99	---	---	Peak																																																																																																																						



Mode	11																																																																																																																																		
	Harmonic																																																																																																																																		
	U-NII-1_5.15-5.25_802.11n HT20_CH44_5220MHz																																																																																																																																		
ANT	3																																																																																																																																		
Pol.	Horizontal	Vertical																																																																																																																																	
Peak Avg																																																																																																																																			
	<table border="1"> <thead> <tr> <th></th> <th>Limit</th> <th>Read</th> <th>Ant</th> <th>Cable</th> <th>Preamp</th> <th>APos</th> <th>TPos</th> <th></th> </tr> <tr> <th>Freq</th> <th>Level</th> <th>Line</th> <th>Margin</th> <th>Level</th> <th>Factor</th> <th>Loss</th> <th>Factor</th> <th>Remark</th> </tr> <tr> <th></th> <th>MHz</th> <th>dBuV/m</th> <th>dBuV/m</th> <th>dB</th> <th>dBuV</th> <th>dB/m</th> <th>dB</th> <th>dB</th> <th>cm</th> <th>deg</th> </tr> </thead> <tbody> <tr> <td>1</td> <td>6960.00</td> <td>52.71</td> <td>68.30</td> <td>-15.59</td> <td>70.36</td> <td>36.98</td> <td>10.23</td> <td>64.86</td> <td>100</td> <td>125</td> <td>Peak</td> </tr> <tr> <td>2</td> <td>10440.00</td> <td>47.70</td> <td>68.30</td> <td>-20.60</td> <td>60.43</td> <td>38.78</td> <td>12.12</td> <td>63.63</td> <td>---</td> <td>---</td> <td>Peak</td> </tr> <tr> <td>3</td> <td>15660.00</td> <td>50.38</td> <td>74.00</td> <td>-23.62</td> <td>58.94</td> <td>40.83</td> <td>14.64</td> <td>64.03</td> <td>---</td> <td>---</td> <td>Peak</td> </tr> </tbody> </table>		Limit	Read	Ant	Cable	Preamp	APos	TPos		Freq	Level	Line	Margin	Level	Factor	Loss	Factor	Remark		MHz	dBuV/m	dBuV/m	dB	dBuV	dB/m	dB	dB	cm	deg	1	6960.00	52.71	68.30	-15.59	70.36	36.98	10.23	64.86	100	125	Peak	2	10440.00	47.70	68.30	-20.60	60.43	38.78	12.12	63.63	---	---	Peak	3	15660.00	50.38	74.00	-23.62	58.94	40.83	14.64	64.03	---	---	Peak	<table border="1"> <thead> <tr> <th></th> <th>Limit</th> <th>Read</th> <th>Ant</th> <th>Cable</th> <th>Preamp</th> <th>APos</th> <th>TPos</th> <th></th> </tr> <tr> <th>Freq</th> <th>Level</th> <th>Line</th> <th>Margin</th> <th>Level</th> <th>Factor</th> <th>Loss</th> <th>Factor</th> <th>Remark</th> </tr> <tr> <th></th> <th>MHz</th> <th>dBuV/m</th> <th>dBuV/m</th> <th>dB</th> <th>dBuV</th> <th>dB/m</th> <th>dB</th> <th>dB</th> <th>cm</th> <th>deg</th> </tr> </thead> <tbody> <tr> <td>1</td> <td>6960.00</td> <td>57.60</td> <td>68.30</td> <td>-10.70</td> <td>75.25</td> <td>36.98</td> <td>10.23</td> <td>64.86</td> <td>100</td> <td>84</td> <td>Peak</td> </tr> <tr> <td>2</td> <td>10440.00</td> <td>47.36</td> <td>68.30</td> <td>-20.94</td> <td>60.09</td> <td>38.78</td> <td>12.12</td> <td>63.63</td> <td>---</td> <td>---</td> <td>Peak</td> </tr> <tr> <td>3</td> <td>15660.00</td> <td>48.17</td> <td>74.00</td> <td>-25.83</td> <td>56.73</td> <td>40.83</td> <td>14.64</td> <td>64.03</td> <td>---</td> <td>---</td> <td>Peak</td> </tr> </tbody> </table>		Limit	Read	Ant	Cable	Preamp	APos	TPos		Freq	Level	Line	Margin	Level	Factor	Loss	Factor	Remark		MHz	dBuV/m	dBuV/m	dB	dBuV	dB/m	dB	dB	cm	deg	1	6960.00	57.60	68.30	-10.70	75.25	36.98	10.23	64.86	100	84	Peak	2	10440.00	47.36	68.30	-20.94	60.09	38.78	12.12	63.63	---	---	Peak	3	15660.00	48.17	74.00	-25.83	56.73	40.83	14.64	64.03	---	---
	Limit	Read	Ant	Cable	Preamp	APos	TPos																																																																																																																												
Freq	Level	Line	Margin	Level	Factor	Loss	Factor	Remark																																																																																																																											
	MHz	dBuV/m	dBuV/m	dB	dBuV	dB/m	dB	dB	cm	deg																																																																																																																									
1	6960.00	52.71	68.30	-15.59	70.36	36.98	10.23	64.86	100	125	Peak																																																																																																																								
2	10440.00	47.70	68.30	-20.60	60.43	38.78	12.12	63.63	---	---	Peak																																																																																																																								
3	15660.00	50.38	74.00	-23.62	58.94	40.83	14.64	64.03	---	---	Peak																																																																																																																								
	Limit	Read	Ant	Cable	Preamp	APos	TPos																																																																																																																												
Freq	Level	Line	Margin	Level	Factor	Loss	Factor	Remark																																																																																																																											
	MHz	dBuV/m	dBuV/m	dB	dBuV	dB/m	dB	dB	cm	deg																																																																																																																									
1	6960.00	57.60	68.30	-10.70	75.25	36.98	10.23	64.86	100	84	Peak																																																																																																																								
2	10440.00	47.36	68.30	-20.94	60.09	38.78	12.12	63.63	---	---	Peak																																																																																																																								
3	15660.00	48.17	74.00	-25.83	56.73	40.83	14.64	64.03	---	---	Peak																																																																																																																								



Mode	12																																																																																																																																
	Harmonic																																																																																																																																
	U-NII-1_5.15-5.25_802.11n HT20_CH48_5240MHz																																																																																																																																
ANT	3																																																																																																																																
Pol.	Horizontal	Vertical																																																																																																																															
Peak Avg																																																																																																																																	
	<table border="1"> <thead> <tr> <th></th> <th>Limit</th> <th>Read</th> <th>Ant</th> <th>Cable</th> <th>Preamp</th> <th>APos</th> <th>TPos</th> <th></th> </tr> <tr> <th>Freq</th> <th>Level</th> <th>Line</th> <th>Margin</th> <th>Level</th> <th>Factor</th> <th>Loss</th> <th>Factor</th> <th>Remark</th> </tr> <tr> <th>MHz</th> <th>dBuV/m</th> <th>dBuV/m</th> <th>dB</th> <th>dBuV</th> <th>dB/m</th> <th>dB</th> <th>dB</th> <th>cm</th> <th>deg</th> </tr> </thead> <tbody> <tr> <td>1</td> <td>6983.00</td> <td>51.95</td> <td>68.30</td> <td>-16.35</td> <td>69.60</td> <td>36.99</td> <td>10.22</td> <td>64.86</td> <td>100</td> <td>152</td> <td>Peak</td> </tr> <tr> <td>2</td> <td>10480.00</td> <td>47.51</td> <td>68.30</td> <td>-20.79</td> <td>60.18</td> <td>38.79</td> <td>12.15</td> <td>63.61</td> <td>---</td> <td>---</td> <td>Peak</td> </tr> <tr> <td>3</td> <td>15720.00</td> <td>50.16</td> <td>74.00</td> <td>-23.84</td> <td>58.67</td> <td>40.88</td> <td>14.66</td> <td>64.05</td> <td>---</td> <td>---</td> <td>Peak</td> </tr> </tbody> </table>		Limit	Read	Ant	Cable	Preamp	APos	TPos		Freq	Level	Line	Margin	Level	Factor	Loss	Factor	Remark	MHz	dBuV/m	dBuV/m	dB	dBuV	dB/m	dB	dB	cm	deg	1	6983.00	51.95	68.30	-16.35	69.60	36.99	10.22	64.86	100	152	Peak	2	10480.00	47.51	68.30	-20.79	60.18	38.79	12.15	63.61	---	---	Peak	3	15720.00	50.16	74.00	-23.84	58.67	40.88	14.66	64.05	---	---	Peak	<table border="1"> <thead> <tr> <th></th> <th>Limit</th> <th>Read</th> <th>Ant</th> <th>Cable</th> <th>Preamp</th> <th>APos</th> <th>TPos</th> <th></th> </tr> <tr> <th>Freq</th> <th>Level</th> <th>Line</th> <th>Margin</th> <th>Level</th> <th>Factor</th> <th>Loss</th> <th>Factor</th> <th>Remark</th> </tr> <tr> <th>MHz</th> <th>dBuV/m</th> <th>dBuV/m</th> <th>dB</th> <th>dBuV</th> <th>dB/m</th> <th>dB</th> <th>dB</th> <th>cm</th> <th>deg</th> </tr> </thead> <tbody> <tr> <td>1</td> <td>6983.00</td> <td>56.52</td> <td>68.30</td> <td>-11.78</td> <td>74.17</td> <td>36.99</td> <td>10.22</td> <td>64.86</td> <td>100</td> <td>85</td> <td>Peak</td> </tr> <tr> <td>2</td> <td>10480.00</td> <td>47.65</td> <td>68.30</td> <td>-20.65</td> <td>60.32</td> <td>38.79</td> <td>12.15</td> <td>63.61</td> <td>---</td> <td>---</td> <td>Peak</td> </tr> <tr> <td>3</td> <td>15720.00</td> <td>48.62</td> <td>74.00</td> <td>-25.38</td> <td>57.13</td> <td>40.88</td> <td>14.66</td> <td>64.05</td> <td>---</td> <td>---</td> <td>Peak</td> </tr> </tbody> </table>		Limit	Read	Ant	Cable	Preamp	APos	TPos		Freq	Level	Line	Margin	Level	Factor	Loss	Factor	Remark	MHz	dBuV/m	dBuV/m	dB	dBuV	dB/m	dB	dB	cm	deg	1	6983.00	56.52	68.30	-11.78	74.17	36.99	10.22	64.86	100	85	Peak	2	10480.00	47.65	68.30	-20.65	60.32	38.79	12.15	63.61	---	---	Peak	3	15720.00	48.62	74.00	-25.38	57.13	40.88	14.66	64.05	---	---
	Limit	Read	Ant	Cable	Preamp	APos	TPos																																																																																																																										
Freq	Level	Line	Margin	Level	Factor	Loss	Factor	Remark																																																																																																																									
MHz	dBuV/m	dBuV/m	dB	dBuV	dB/m	dB	dB	cm	deg																																																																																																																								
1	6983.00	51.95	68.30	-16.35	69.60	36.99	10.22	64.86	100	152	Peak																																																																																																																						
2	10480.00	47.51	68.30	-20.79	60.18	38.79	12.15	63.61	---	---	Peak																																																																																																																						
3	15720.00	50.16	74.00	-23.84	58.67	40.88	14.66	64.05	---	---	Peak																																																																																																																						
	Limit	Read	Ant	Cable	Preamp	APos	TPos																																																																																																																										
Freq	Level	Line	Margin	Level	Factor	Loss	Factor	Remark																																																																																																																									
MHz	dBuV/m	dBuV/m	dB	dBuV	dB/m	dB	dB	cm	deg																																																																																																																								
1	6983.00	56.52	68.30	-11.78	74.17	36.99	10.22	64.86	100	85	Peak																																																																																																																						
2	10480.00	47.65	68.30	-20.65	60.32	38.79	12.15	63.61	---	---	Peak																																																																																																																						
3	15720.00	48.62	74.00	-25.38	57.13	40.88	14.66	64.05	---	---	Peak																																																																																																																						



Mode	13																																																																																																																																		
	Harmonic																																																																																																																																		
	U-NII-2A_5.25-5.35_802.11n HT20_CH52_5280MHz																																																																																																																																		
ANT	3																																																																																																																																		
Pol.	Horizontal	Vertical																																																																																																																																	
Peak Avg																																																																																																																																			
	<table border="1"> <thead> <tr> <th></th> <th>Limit</th> <th>Read</th> <th>Ant</th> <th>Cable</th> <th>Preamp</th> <th>APos</th> <th>TPos</th> <th></th> </tr> <tr> <th>Freq</th> <th>Level</th> <th>Line</th> <th>Margin</th> <th>Level</th> <th>Factor</th> <th>Loss</th> <th>Factor</th> <th>Remark</th> </tr> <tr> <th></th> <th>MHz</th> <th>dBuV/m</th> <th>dBuV/m</th> <th>dB</th> <th>dBuV</th> <th>dB/m</th> <th>dB</th> <th>dB</th> <th>cm</th> <th>deg</th> </tr> </thead> <tbody> <tr> <td>1</td> <td>7017.50</td> <td>50.27</td> <td>68.30</td> <td>-18.03</td> <td>67.92</td> <td>36.99</td> <td>10.22</td> <td>64.86</td> <td>100</td> <td>126</td> <td>Peak</td> </tr> <tr> <td>2</td> <td>10520.00</td> <td>48.56</td> <td>68.30</td> <td>-19.74</td> <td>61.17</td> <td>38.81</td> <td>12.18</td> <td>63.60</td> <td>---</td> <td>---</td> <td>Peak</td> </tr> <tr> <td>3</td> <td>15780.00</td> <td>49.93</td> <td>74.00</td> <td>-24.07</td> <td>58.39</td> <td>40.92</td> <td>14.69</td> <td>64.07</td> <td>---</td> <td>---</td> <td>Peak</td> </tr> </tbody> </table>		Limit	Read	Ant	Cable	Preamp	APos	TPos		Freq	Level	Line	Margin	Level	Factor	Loss	Factor	Remark		MHz	dBuV/m	dBuV/m	dB	dBuV	dB/m	dB	dB	cm	deg	1	7017.50	50.27	68.30	-18.03	67.92	36.99	10.22	64.86	100	126	Peak	2	10520.00	48.56	68.30	-19.74	61.17	38.81	12.18	63.60	---	---	Peak	3	15780.00	49.93	74.00	-24.07	58.39	40.92	14.69	64.07	---	---	Peak	<table border="1"> <thead> <tr> <th></th> <th>Limit</th> <th>Read</th> <th>Ant</th> <th>Cable</th> <th>Preamp</th> <th>APos</th> <th>TPos</th> <th></th> </tr> <tr> <th>Freq</th> <th>Level</th> <th>Line</th> <th>Margin</th> <th>Level</th> <th>Factor</th> <th>Loss</th> <th>Factor</th> <th>Remark</th> </tr> <tr> <th></th> <th>MHz</th> <th>dBuV/m</th> <th>dBuV/m</th> <th>dB</th> <th>dBuV</th> <th>dB/m</th> <th>dB</th> <th>dB</th> <th>cm</th> <th>deg</th> </tr> </thead> <tbody> <tr> <td>1</td> <td>7017.50</td> <td>54.72</td> <td>68.30</td> <td>-13.58</td> <td>72.37</td> <td>36.99</td> <td>10.22</td> <td>64.86</td> <td>100</td> <td>88</td> <td>Peak</td> </tr> <tr> <td>2</td> <td>10520.00</td> <td>48.09</td> <td>68.30</td> <td>-20.21</td> <td>60.70</td> <td>38.81</td> <td>12.18</td> <td>63.60</td> <td>---</td> <td>---</td> <td>Peak</td> </tr> <tr> <td>3</td> <td>15780.00</td> <td>48.98</td> <td>74.00</td> <td>-25.02</td> <td>57.44</td> <td>40.92</td> <td>14.69</td> <td>64.07</td> <td>---</td> <td>---</td> <td>Peak</td> </tr> </tbody> </table>		Limit	Read	Ant	Cable	Preamp	APos	TPos		Freq	Level	Line	Margin	Level	Factor	Loss	Factor	Remark		MHz	dBuV/m	dBuV/m	dB	dBuV	dB/m	dB	dB	cm	deg	1	7017.50	54.72	68.30	-13.58	72.37	36.99	10.22	64.86	100	88	Peak	2	10520.00	48.09	68.30	-20.21	60.70	38.81	12.18	63.60	---	---	Peak	3	15780.00	48.98	74.00	-25.02	57.44	40.92	14.69	64.07	---	---
	Limit	Read	Ant	Cable	Preamp	APos	TPos																																																																																																																												
Freq	Level	Line	Margin	Level	Factor	Loss	Factor	Remark																																																																																																																											
	MHz	dBuV/m	dBuV/m	dB	dBuV	dB/m	dB	dB	cm	deg																																																																																																																									
1	7017.50	50.27	68.30	-18.03	67.92	36.99	10.22	64.86	100	126	Peak																																																																																																																								
2	10520.00	48.56	68.30	-19.74	61.17	38.81	12.18	63.60	---	---	Peak																																																																																																																								
3	15780.00	49.93	74.00	-24.07	58.39	40.92	14.69	64.07	---	---	Peak																																																																																																																								
	Limit	Read	Ant	Cable	Preamp	APos	TPos																																																																																																																												
Freq	Level	Line	Margin	Level	Factor	Loss	Factor	Remark																																																																																																																											
	MHz	dBuV/m	dBuV/m	dB	dBuV	dB/m	dB	dB	cm	deg																																																																																																																									
1	7017.50	54.72	68.30	-13.58	72.37	36.99	10.22	64.86	100	88	Peak																																																																																																																								
2	10520.00	48.09	68.30	-20.21	60.70	38.81	12.18	63.60	---	---	Peak																																																																																																																								
3	15780.00	48.98	74.00	-25.02	57.44	40.92	14.69	64.07	---	---	Peak																																																																																																																								

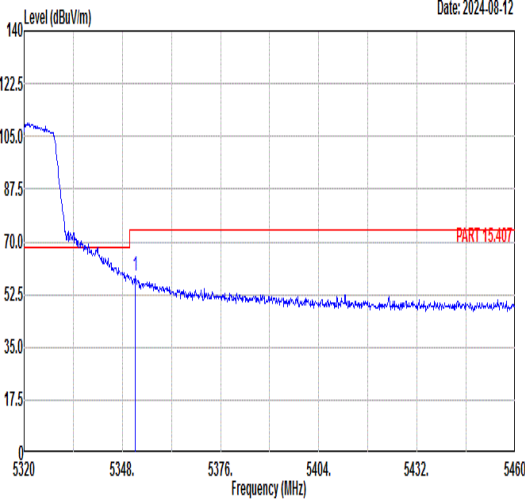
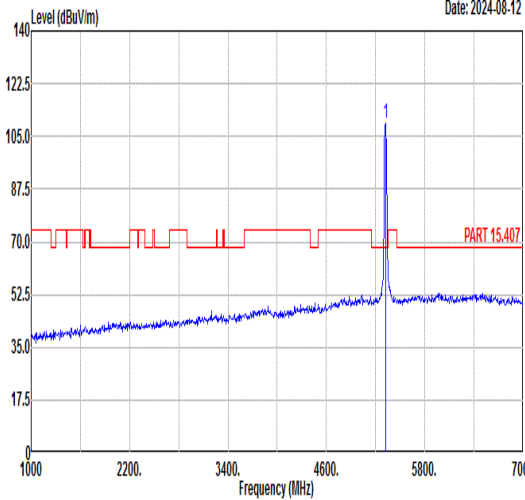
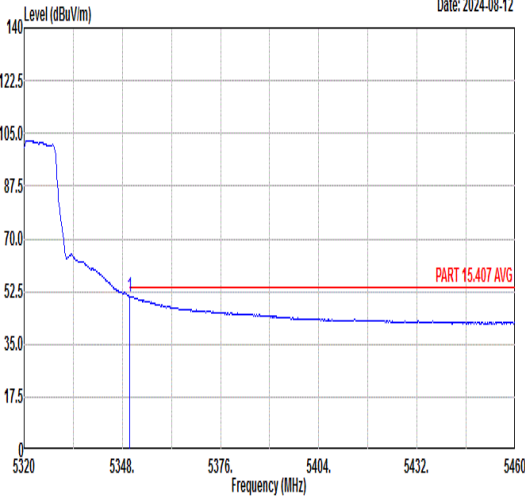
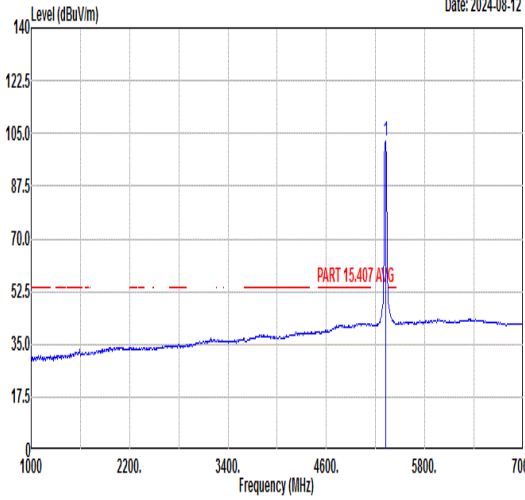


Mode	14																																																																																																																																
	Harmonic																																																																																																																																
	U-NII-2A_5.25-5.35_802.11n HT20_CH60_5300MHz																																																																																																																																
ANT	3																																																																																																																																
Pol.	Horizontal	Vertical																																																																																																																															
Peak Avg																																																																																																																																	
	<table border="1"> <thead> <tr> <th></th> <th>Limit</th> <th>Read</th> <th>Ant</th> <th>Cable</th> <th>Preamp</th> <th>APos</th> <th>TPos</th> <th></th> </tr> <tr> <th>Freq</th> <th>Level</th> <th>Line</th> <th>Margin</th> <th>Level</th> <th>Factor</th> <th>Loss</th> <th>Factor</th> <th>Remark</th> </tr> <tr> <th>MHz</th> <th>dBuV/m</th> <th>dBuV/m</th> <th>dB</th> <th>dBuV</th> <th>dB/m</th> <th>dB</th> <th>dB</th> <th>cm</th> <th>deg</th> </tr> </thead> <tbody> <tr> <td>1</td> <td>7063.50</td> <td>50.36</td> <td>68.30</td> <td>-17.94</td> <td>68.04</td> <td>36.97</td> <td>10.21</td> <td>64.86</td> <td>100</td> <td>126</td> <td>Peak</td> </tr> <tr> <td>2</td> <td>10600.00</td> <td>48.62</td> <td>74.00</td> <td>-25.38</td> <td>61.12</td> <td>38.84</td> <td>12.23</td> <td>63.57</td> <td>---</td> <td>---</td> <td>Peak</td> </tr> <tr> <td>3</td> <td>15900.00</td> <td>48.30</td> <td>74.00</td> <td>-25.70</td> <td>56.64</td> <td>41.02</td> <td>14.75</td> <td>64.11</td> <td>---</td> <td>---</td> <td>Peak</td> </tr> </tbody> </table>		Limit	Read	Ant	Cable	Preamp	APos	TPos		Freq	Level	Line	Margin	Level	Factor	Loss	Factor	Remark	MHz	dBuV/m	dBuV/m	dB	dBuV	dB/m	dB	dB	cm	deg	1	7063.50	50.36	68.30	-17.94	68.04	36.97	10.21	64.86	100	126	Peak	2	10600.00	48.62	74.00	-25.38	61.12	38.84	12.23	63.57	---	---	Peak	3	15900.00	48.30	74.00	-25.70	56.64	41.02	14.75	64.11	---	---	Peak	<table border="1"> <thead> <tr> <th></th> <th>Limit</th> <th>Read</th> <th>Ant</th> <th>Cable</th> <th>Preamp</th> <th>APos</th> <th>TPos</th> <th></th> </tr> <tr> <th>Freq</th> <th>Level</th> <th>Line</th> <th>Margin</th> <th>Level</th> <th>Factor</th> <th>Loss</th> <th>Factor</th> <th>Remark</th> </tr> <tr> <th>MHz</th> <th>dBuV/m</th> <th>dBuV/m</th> <th>dB</th> <th>dBuV</th> <th>dB/m</th> <th>dB</th> <th>dB</th> <th>cm</th> <th>deg</th> </tr> </thead> <tbody> <tr> <td>1</td> <td>7063.50</td> <td>53.61</td> <td>68.30</td> <td>-14.69</td> <td>71.29</td> <td>36.97</td> <td>10.21</td> <td>64.86</td> <td>100</td> <td>81</td> <td>Peak</td> </tr> <tr> <td>2</td> <td>10600.00</td> <td>47.81</td> <td>74.00</td> <td>-26.19</td> <td>60.31</td> <td>38.84</td> <td>12.23</td> <td>63.57</td> <td>---</td> <td>---</td> <td>Peak</td> </tr> <tr> <td>3</td> <td>15900.00</td> <td>50.20</td> <td>74.00</td> <td>-23.80</td> <td>58.54</td> <td>41.02</td> <td>14.75</td> <td>64.11</td> <td>---</td> <td>---</td> <td>Peak</td> </tr> </tbody> </table>		Limit	Read	Ant	Cable	Preamp	APos	TPos		Freq	Level	Line	Margin	Level	Factor	Loss	Factor	Remark	MHz	dBuV/m	dBuV/m	dB	dBuV	dB/m	dB	dB	cm	deg	1	7063.50	53.61	68.30	-14.69	71.29	36.97	10.21	64.86	100	81	Peak	2	10600.00	47.81	74.00	-26.19	60.31	38.84	12.23	63.57	---	---	Peak	3	15900.00	50.20	74.00	-23.80	58.54	41.02	14.75	64.11	---	---
	Limit	Read	Ant	Cable	Preamp	APos	TPos																																																																																																																										
Freq	Level	Line	Margin	Level	Factor	Loss	Factor	Remark																																																																																																																									
MHz	dBuV/m	dBuV/m	dB	dBuV	dB/m	dB	dB	cm	deg																																																																																																																								
1	7063.50	50.36	68.30	-17.94	68.04	36.97	10.21	64.86	100	126	Peak																																																																																																																						
2	10600.00	48.62	74.00	-25.38	61.12	38.84	12.23	63.57	---	---	Peak																																																																																																																						
3	15900.00	48.30	74.00	-25.70	56.64	41.02	14.75	64.11	---	---	Peak																																																																																																																						
	Limit	Read	Ant	Cable	Preamp	APos	TPos																																																																																																																										
Freq	Level	Line	Margin	Level	Factor	Loss	Factor	Remark																																																																																																																									
MHz	dBuV/m	dBuV/m	dB	dBuV	dB/m	dB	dB	cm	deg																																																																																																																								
1	7063.50	53.61	68.30	-14.69	71.29	36.97	10.21	64.86	100	81	Peak																																																																																																																						
2	10600.00	47.81	74.00	-26.19	60.31	38.84	12.23	63.57	---	---	Peak																																																																																																																						
3	15900.00	50.20	74.00	-23.80	58.54	41.02	14.75	64.11	---	---	Peak																																																																																																																						



Mode	15																																											
	Band Edge																																											
	U-NII-2A_5.25-5.35_802.11n HT20_CH64_5320MHz																																											
ANT	3																																											
Pol.	Horizontal	Fundamental																																										
Peak	<table border="1"> <thead> <tr> <th>Limit Margin</th> <th>Read</th> <th>Ant</th> <th>Cable</th> <th>Preamp</th> <th>APos</th> <th>TPos</th> </tr> <tr> <th>Freq Level Line (dB)</th> <th>Level Factor</th> <th>Loss Factor</th> <th></th> <th></th> <th>cm</th> <th>deg</th> </tr> </thead> <tbody> <tr> <td>1 5350.10 102.21</td> <td>74.00</td> <td>40.93</td> <td>35.99</td> <td>9.37</td> <td>32.63</td> <td>400 121 PEAK</td> </tr> </tbody> </table>	Limit Margin	Read	Ant	Cable	Preamp	APos	TPos	Freq Level Line (dB)	Level Factor	Loss Factor			cm	deg	1 5350.10 102.21	74.00	40.93	35.99	9.37	32.63	400 121 PEAK	<table border="1"> <thead> <tr> <th>Limit Margin</th> <th>Read</th> <th>Ant</th> <th>Cable</th> <th>Preamp</th> <th>APos</th> <th>TPos</th> </tr> <tr> <th>Freq Level Line (dB)</th> <th>Level Factor</th> <th>Loss Factor</th> <th></th> <th></th> <th>cm</th> <th>deg</th> </tr> </thead> <tbody> <tr> <td>1 5320.00 102.21</td> <td>74.00</td> <td>89.63</td> <td>36.01</td> <td>9.21</td> <td>32.64</td> <td>400 121 PEAK</td> </tr> </tbody> </table>	Limit Margin	Read	Ant	Cable	Preamp	APos	TPos	Freq Level Line (dB)	Level Factor	Loss Factor			cm	deg	1 5320.00 102.21	74.00	89.63	36.01	9.21	32.64	400 121 PEAK
	Limit Margin	Read	Ant	Cable	Preamp	APos	TPos																																					
Freq Level Line (dB)	Level Factor	Loss Factor			cm	deg																																						
1 5350.10 102.21	74.00	40.93	35.99	9.37	32.63	400 121 PEAK																																						
Limit Margin	Read	Ant	Cable	Preamp	APos	TPos																																						
Freq Level Line (dB)	Level Factor	Loss Factor			cm	deg																																						
1 5320.00 102.21	74.00	89.63	36.01	9.21	32.64	400 121 PEAK																																						
Avg	<table border="1"> <thead> <tr> <th>Limit Margin</th> <th>Read</th> <th>Ant</th> <th>Cable</th> <th>Preamp</th> <th>APos</th> <th>TPos</th> </tr> <tr> <th>Freq Level Line (dB)</th> <th>Level Factor</th> <th>Loss Factor</th> <th></th> <th></th> <th>cm</th> <th>deg</th> </tr> </thead> <tbody> <tr> <td>1 5350.24 46.40</td> <td>54.00</td> <td>33.67</td> <td>35.99</td> <td>9.37</td> <td>32.63</td> <td>400 121 AVERAGE</td> </tr> </tbody> </table>	Limit Margin	Read	Ant	Cable	Preamp	APos	TPos	Freq Level Line (dB)	Level Factor	Loss Factor			cm	deg	1 5350.24 46.40	54.00	33.67	35.99	9.37	32.63	400 121 AVERAGE	<table border="1"> <thead> <tr> <th>Limit Margin</th> <th>Read</th> <th>Ant</th> <th>Cable</th> <th>Preamp</th> <th>APos</th> <th>TPos</th> </tr> <tr> <th>Freq Level Line (dB)</th> <th>Level Factor</th> <th>Loss Factor</th> <th></th> <th></th> <th>cm</th> <th>deg</th> </tr> </thead> <tbody> <tr> <td>1 5320.00 46.40</td> <td>54.00</td> <td>82.02</td> <td>36.01</td> <td>9.21</td> <td>32.64</td> <td>400 121 AVERAGE</td> </tr> </tbody> </table>	Limit Margin	Read	Ant	Cable	Preamp	APos	TPos	Freq Level Line (dB)	Level Factor	Loss Factor			cm	deg	1 5320.00 46.40	54.00	82.02	36.01	9.21	32.64	400 121 AVERAGE
Limit Margin	Read	Ant	Cable	Preamp	APos	TPos																																						
Freq Level Line (dB)	Level Factor	Loss Factor			cm	deg																																						
1 5350.24 46.40	54.00	33.67	35.99	9.37	32.63	400 121 AVERAGE																																						
Limit Margin	Read	Ant	Cable	Preamp	APos	TPos																																						
Freq Level Line (dB)	Level Factor	Loss Factor			cm	deg																																						
1 5320.00 46.40	54.00	82.02	36.01	9.21	32.64	400 121 AVERAGE																																						



		15																																																																														
Mode	Band Edge																																																																															
	U-NII-2A_5.25-5.35_802.11n HT20_CH64_5320MHz																																																																															
ANT	3																																																																															
Pol.	Vertical	Fundamental																																																																														
Peak	 <p style="text-align: right;">Date: 2024-08-12</p> <table border="1"> <thead> <tr> <th>Limit</th> <th>Margin</th> <th>Read</th> <th>Ant</th> <th>Cable</th> <th>Preamp</th> <th>APos</th> <th>TPos</th> <th></th> </tr> <tr> <th>Freq</th> <th>Level</th> <th>Line</th> <th>(dB)</th> <th>Level</th> <th>Factor</th> <th>Loss</th> <th>Factor</th> <th>Remark</th> </tr> <tr> <th>MHz</th> <th>dBuV/m</th> <th>dBuV/m</th> <th>dB</th> <th>dBuV</th> <th>dB/m</th> <th>dB</th> <th>dB</th> <th>cm</th> <th>deg</th> </tr> </thead> <tbody> <tr> <td>1</td> <td>5351.64</td> <td>58.40</td> <td>74.00</td> <td>-15.60</td> <td>45.67</td> <td>35.99</td> <td>9.37</td> <td>32.63</td> <td>236</td> <td>91 PEAK</td> </tr> </tbody> </table>	Limit	Margin	Read	Ant	Cable	Preamp	APos	TPos		Freq	Level	Line	(dB)	Level	Factor	Loss	Factor	Remark	MHz	dBuV/m	dBuV/m	dB	dBuV	dB/m	dB	dB	cm	deg	1	5351.64	58.40	74.00	-15.60	45.67	35.99	9.37	32.63	236	91 PEAK	 <p style="text-align: right;">Date: 2024-08-12</p> <table border="1"> <thead> <tr> <th>Limit</th> <th>Margin</th> <th>Read</th> <th>Ant</th> <th>Cable</th> <th>Preamp</th> <th>APos</th> <th>TPos</th> <th></th> </tr> <tr> <th>Freq</th> <th>Level</th> <th>Line</th> <th>(dB)</th> <th>Level</th> <th>Factor</th> <th>Loss</th> <th>Factor</th> <th>Remark</th> </tr> <tr> <th>MHz</th> <th>dBuV/m</th> <th>dBuV/m</th> <th>dB</th> <th>dBuV</th> <th>dB/m</th> <th>dB</th> <th>dB</th> <th>cm</th> <th>deg</th> </tr> </thead> <tbody> <tr> <td>1</td> <td>5320.00</td> <td>109.39</td> <td>-----</td> <td>-----</td> <td>96.81</td> <td>36.01</td> <td>9.21</td> <td>32.64</td> <td>236</td> <td>91 PEAK</td> </tr> </tbody> </table>	Limit	Margin	Read	Ant	Cable	Preamp	APos	TPos		Freq	Level	Line	(dB)	Level	Factor	Loss	Factor	Remark	MHz	dBuV/m	dBuV/m	dB	dBuV	dB/m	dB	dB	cm	deg	1	5320.00	109.39	-----	-----	96.81	36.01	9.21	32.64	236	91 PEAK
	Limit	Margin	Read	Ant	Cable	Preamp	APos	TPos																																																																								
Freq	Level	Line	(dB)	Level	Factor	Loss	Factor	Remark																																																																								
MHz	dBuV/m	dBuV/m	dB	dBuV	dB/m	dB	dB	cm	deg																																																																							
1	5351.64	58.40	74.00	-15.60	45.67	35.99	9.37	32.63	236	91 PEAK																																																																						
Limit	Margin	Read	Ant	Cable	Preamp	APos	TPos																																																																									
Freq	Level	Line	(dB)	Level	Factor	Loss	Factor	Remark																																																																								
MHz	dBuV/m	dBuV/m	dB	dBuV	dB/m	dB	dB	cm	deg																																																																							
1	5320.00	109.39	-----	-----	96.81	36.01	9.21	32.64	236	91 PEAK																																																																						
Avg	 <p style="text-align: right;">Date: 2024-08-12</p> <table border="1"> <thead> <tr> <th>Limit</th> <th>Margin</th> <th>Read</th> <th>Ant</th> <th>Cable</th> <th>Preamp</th> <th>APos</th> <th>TPos</th> <th></th> </tr> <tr> <th>Freq</th> <th>Level</th> <th>Line</th> <th>(dB)</th> <th>Level</th> <th>Factor</th> <th>Loss</th> <th>Factor</th> <th>Remark</th> </tr> <tr> <th>MHz</th> <th>dBuV/m</th> <th>dBuV/m</th> <th>dB</th> <th>dBuV</th> <th>dB/m</th> <th>dB</th> <th>dB</th> <th>cm</th> <th>deg</th> </tr> </thead> <tbody> <tr> <td>1</td> <td>5350.10</td> <td>50.92</td> <td>54.00</td> <td>-3.08</td> <td>38.19</td> <td>35.99</td> <td>9.37</td> <td>32.63</td> <td>236</td> <td>91 AVERAGE</td> </tr> </tbody> </table>	Limit	Margin	Read	Ant	Cable	Preamp	APos	TPos		Freq	Level	Line	(dB)	Level	Factor	Loss	Factor	Remark	MHz	dBuV/m	dBuV/m	dB	dBuV	dB/m	dB	dB	cm	deg	1	5350.10	50.92	54.00	-3.08	38.19	35.99	9.37	32.63	236	91 AVERAGE	 <p style="text-align: right;">Date: 2024-08-12</p> <table border="1"> <thead> <tr> <th>Limit</th> <th>Margin</th> <th>Read</th> <th>Ant</th> <th>Cable</th> <th>Preamp</th> <th>APos</th> <th>TPos</th> <th></th> </tr> <tr> <th>Freq</th> <th>Level</th> <th>Line</th> <th>(dB)</th> <th>Level</th> <th>Factor</th> <th>Loss</th> <th>Factor</th> <th>Remark</th> </tr> <tr> <th>MHz</th> <th>dBuV/m</th> <th>dBuV/m</th> <th>dB</th> <th>dBuV</th> <th>dB/m</th> <th>dB</th> <th>dB</th> <th>cm</th> <th>deg</th> </tr> </thead> <tbody> <tr> <td>1</td> <td>5320.00</td> <td>102.38</td> <td>-----</td> <td>-----</td> <td>89.80</td> <td>36.01</td> <td>9.21</td> <td>32.64</td> <td>236</td> <td>91 AVERAGE</td> </tr> </tbody> </table>	Limit	Margin	Read	Ant	Cable	Preamp	APos	TPos		Freq	Level	Line	(dB)	Level	Factor	Loss	Factor	Remark	MHz	dBuV/m	dBuV/m	dB	dBuV	dB/m	dB	dB	cm	deg	1	5320.00	102.38	-----	-----	89.80	36.01	9.21	32.64	236	91 AVERAGE
Limit	Margin	Read	Ant	Cable	Preamp	APos	TPos																																																																									
Freq	Level	Line	(dB)	Level	Factor	Loss	Factor	Remark																																																																								
MHz	dBuV/m	dBuV/m	dB	dBuV	dB/m	dB	dB	cm	deg																																																																							
1	5350.10	50.92	54.00	-3.08	38.19	35.99	9.37	32.63	236	91 AVERAGE																																																																						
Limit	Margin	Read	Ant	Cable	Preamp	APos	TPos																																																																									
Freq	Level	Line	(dB)	Level	Factor	Loss	Factor	Remark																																																																								
MHz	dBuV/m	dBuV/m	dB	dBuV	dB/m	dB	dB	cm	deg																																																																							
1	5320.00	102.38	-----	-----	89.80	36.01	9.21	32.64	236	91 AVERAGE																																																																						

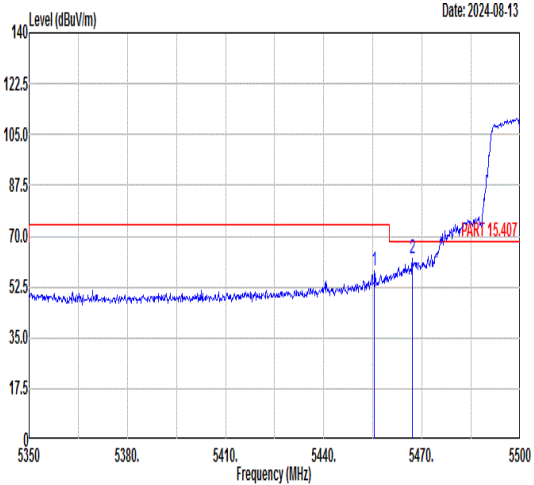
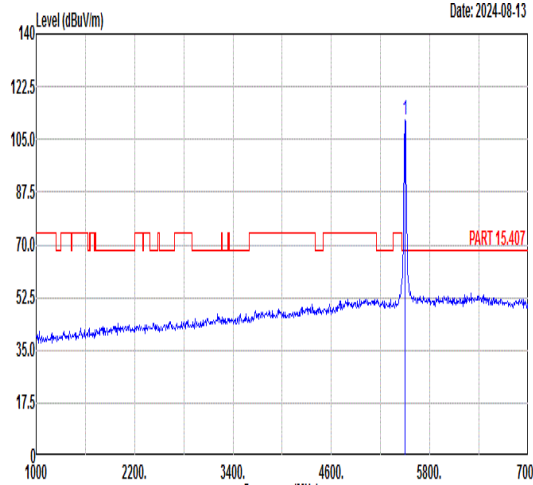
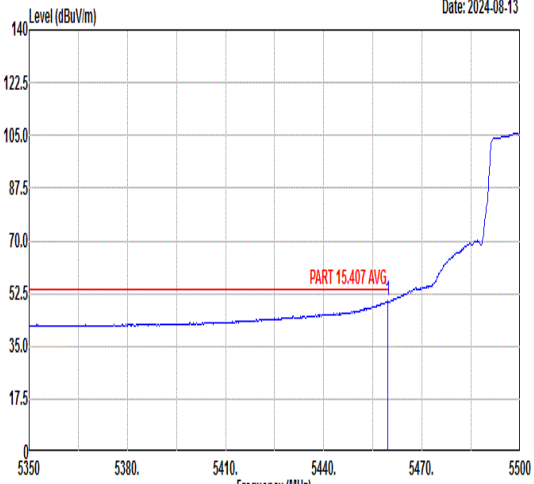
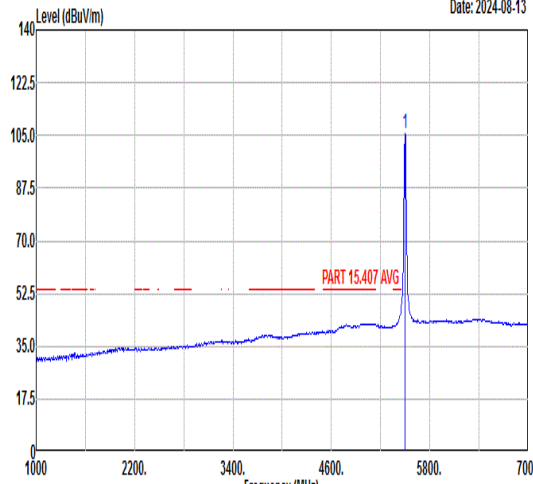


Mode	15																																																																																																																																
	Harmonic																																																																																																																																
	U-NII-2A_5.25-5.35_802.11n HT20_CH64_5320MHz																																																																																																																																
ANT	3																																																																																																																																
Pol.	Horizontal	Vertical																																																																																																																															
Peak Avg																																																																																																																																	
	<table border="1"> <thead> <tr> <th></th> <th>Limit</th> <th>Read</th> <th>Ant</th> <th>Cable</th> <th>Preamp</th> <th>Apos</th> <th>TPos</th> <th></th> </tr> <tr> <th>Freq</th> <th>Level</th> <th>Line</th> <th>Margin</th> <th>Level</th> <th>Factor</th> <th>Loss</th> <th>Factor</th> <th>Remark</th> </tr> <tr> <th>MHz</th> <th>dBuV/m</th> <th>dBuV/m</th> <th>dB</th> <th>dBuV</th> <th>dB/m</th> <th>dB</th> <th>dB</th> <th>cm</th> <th>deg</th> </tr> </thead> <tbody> <tr> <td>1</td> <td>7098.00</td> <td>50.05</td> <td>68.30</td> <td>-18.25</td> <td>67.75</td> <td>36.96</td> <td>10.20</td> <td>64.86</td> <td>100</td> <td>121</td> <td>Peak</td> </tr> <tr> <td>2</td> <td>10640.00</td> <td>47.73</td> <td>74.00</td> <td>-26.27</td> <td>60.16</td> <td>38.86</td> <td>12.26</td> <td>63.55</td> <td>---</td> <td>---</td> <td>Peak</td> </tr> <tr> <td>3</td> <td>15960.00</td> <td>47.34</td> <td>74.00</td> <td>-26.66</td> <td>55.63</td> <td>41.07</td> <td>14.77</td> <td>64.13</td> <td>---</td> <td>---</td> <td>Peak</td> </tr> </tbody> </table>		Limit	Read	Ant	Cable	Preamp	Apos	TPos		Freq	Level	Line	Margin	Level	Factor	Loss	Factor	Remark	MHz	dBuV/m	dBuV/m	dB	dBuV	dB/m	dB	dB	cm	deg	1	7098.00	50.05	68.30	-18.25	67.75	36.96	10.20	64.86	100	121	Peak	2	10640.00	47.73	74.00	-26.27	60.16	38.86	12.26	63.55	---	---	Peak	3	15960.00	47.34	74.00	-26.66	55.63	41.07	14.77	64.13	---	---	Peak	<table border="1"> <thead> <tr> <th></th> <th>Limit</th> <th>Read</th> <th>Ant</th> <th>Cable</th> <th>Preamp</th> <th>Apos</th> <th>TPos</th> <th></th> </tr> <tr> <th>Freq</th> <th>Level</th> <th>Line</th> <th>Margin</th> <th>Level</th> <th>Factor</th> <th>Loss</th> <th>Factor</th> <th>Remark</th> </tr> <tr> <th>MHz</th> <th>dBuV/m</th> <th>dBuV/m</th> <th>dB</th> <th>dBuV</th> <th>dB/m</th> <th>dB</th> <th>dB</th> <th>cm</th> <th>deg</th> </tr> </thead> <tbody> <tr> <td>1</td> <td>7098.00</td> <td>54.71</td> <td>68.30</td> <td>-13.59</td> <td>72.41</td> <td>36.96</td> <td>10.20</td> <td>64.86</td> <td>100</td> <td>77</td> <td>Peak</td> </tr> <tr> <td>2</td> <td>10640.00</td> <td>48.30</td> <td>74.00</td> <td>-25.70</td> <td>60.73</td> <td>38.86</td> <td>12.26</td> <td>63.55</td> <td>---</td> <td>---</td> <td>Peak</td> </tr> <tr> <td>3</td> <td>15960.00</td> <td>48.98</td> <td>74.00</td> <td>-25.02</td> <td>57.27</td> <td>41.07</td> <td>14.77</td> <td>64.13</td> <td>---</td> <td>---</td> <td>Peak</td> </tr> </tbody> </table>		Limit	Read	Ant	Cable	Preamp	Apos	TPos		Freq	Level	Line	Margin	Level	Factor	Loss	Factor	Remark	MHz	dBuV/m	dBuV/m	dB	dBuV	dB/m	dB	dB	cm	deg	1	7098.00	54.71	68.30	-13.59	72.41	36.96	10.20	64.86	100	77	Peak	2	10640.00	48.30	74.00	-25.70	60.73	38.86	12.26	63.55	---	---	Peak	3	15960.00	48.98	74.00	-25.02	57.27	41.07	14.77	64.13	---	---
	Limit	Read	Ant	Cable	Preamp	Apos	TPos																																																																																																																										
Freq	Level	Line	Margin	Level	Factor	Loss	Factor	Remark																																																																																																																									
MHz	dBuV/m	dBuV/m	dB	dBuV	dB/m	dB	dB	cm	deg																																																																																																																								
1	7098.00	50.05	68.30	-18.25	67.75	36.96	10.20	64.86	100	121	Peak																																																																																																																						
2	10640.00	47.73	74.00	-26.27	60.16	38.86	12.26	63.55	---	---	Peak																																																																																																																						
3	15960.00	47.34	74.00	-26.66	55.63	41.07	14.77	64.13	---	---	Peak																																																																																																																						
	Limit	Read	Ant	Cable	Preamp	Apos	TPos																																																																																																																										
Freq	Level	Line	Margin	Level	Factor	Loss	Factor	Remark																																																																																																																									
MHz	dBuV/m	dBuV/m	dB	dBuV	dB/m	dB	dB	cm	deg																																																																																																																								
1	7098.00	54.71	68.30	-13.59	72.41	36.96	10.20	64.86	100	77	Peak																																																																																																																						
2	10640.00	48.30	74.00	-25.70	60.73	38.86	12.26	63.55	---	---	Peak																																																																																																																						
3	15960.00	48.98	74.00	-25.02	57.27	41.07	14.77	64.13	---	---	Peak																																																																																																																						



Mode	16																																																									
	Band Edge																																																									
	U-NII-2C_5.47-5.725_802.11n HT20_CH100_5500MHz																																																									
ANT	3																																																									
Pol.	Horizontal	Fundamental																																																								
Peak	<table border="1"> <thead> <tr> <th>Limit Margin</th> <th>Read</th> <th>Ant</th> <th>Cable</th> <th>Preamp</th> <th>APos</th> <th>TPos</th> <th>Remark</th> </tr> <tr> <th>Freq Level Line (dB)</th> <th>Level Factor</th> <th>Loss Factor</th> <th></th> <th></th> <th>cm</th> <th>deg</th> <th></th> </tr> </thead> <tbody> <tr> <td>1 5458.75 51.84 74.00 -22.16</td> <td>38.84</td> <td>35.92</td> <td>9.69</td> <td>32.61</td> <td>322</td> <td>220</td> <td>PEAK</td> </tr> <tr> <td>2 5469.70 55.31 68.30 -12.99</td> <td>42.31</td> <td>35.92</td> <td>9.69</td> <td>32.61</td> <td>322</td> <td>220</td> <td>PEAK</td> </tr> </tbody> </table>	Limit Margin	Read	Ant	Cable	Preamp	APos	TPos	Remark	Freq Level Line (dB)	Level Factor	Loss Factor			cm	deg		1 5458.75 51.84 74.00 -22.16	38.84	35.92	9.69	32.61	322	220	PEAK	2 5469.70 55.31 68.30 -12.99	42.31	35.92	9.69	32.61	322	220	PEAK	<table border="1"> <thead> <tr> <th>Limit Margin</th> <th>Read</th> <th>Ant</th> <th>Cable</th> <th>Preamp</th> <th>APos</th> <th>TPos</th> <th>Remark</th> </tr> <tr> <th>Freq Level Line (dB)</th> <th>Level Factor</th> <th>Loss Factor</th> <th></th> <th></th> <th>cm</th> <th>deg</th> <th></th> </tr> </thead> <tbody> <tr> <td>1 5500.00 104.76</td> <td>91.75</td> <td>35.90</td> <td>9.71</td> <td>32.60</td> <td>322</td> <td>220</td> <td>PEAK</td> </tr> </tbody> </table>	Limit Margin	Read	Ant	Cable	Preamp	APos	TPos	Remark	Freq Level Line (dB)	Level Factor	Loss Factor			cm	deg		1 5500.00 104.76	91.75	35.90	9.71	32.60	322	220	PEAK
	Limit Margin	Read	Ant	Cable	Preamp	APos	TPos	Remark																																																		
Freq Level Line (dB)	Level Factor	Loss Factor			cm	deg																																																				
1 5458.75 51.84 74.00 -22.16	38.84	35.92	9.69	32.61	322	220	PEAK																																																			
2 5469.70 55.31 68.30 -12.99	42.31	35.92	9.69	32.61	322	220	PEAK																																																			
Limit Margin	Read	Ant	Cable	Preamp	APos	TPos	Remark																																																			
Freq Level Line (dB)	Level Factor	Loss Factor			cm	deg																																																				
1 5500.00 104.76	91.75	35.90	9.71	32.60	322	220	PEAK																																																			
Avg	<table border="1"> <thead> <tr> <th>Limit Margin</th> <th>Read</th> <th>Ant</th> <th>Cable</th> <th>Preamp</th> <th>APos</th> <th>TPos</th> <th>Remark</th> </tr> <tr> <th>Freq Level Line (dB)</th> <th>Level Factor</th> <th>Loss Factor</th> <th></th> <th></th> <th>cm</th> <th>deg</th> <th></th> </tr> </thead> <tbody> <tr> <td>1 5458.75 43.55 54.00 -10.45</td> <td>30.55</td> <td>35.92</td> <td>9.69</td> <td>32.61</td> <td>322</td> <td>220</td> <td>AVERAGE</td> </tr> </tbody> </table>	Limit Margin	Read	Ant	Cable	Preamp	APos	TPos	Remark	Freq Level Line (dB)	Level Factor	Loss Factor			cm	deg		1 5458.75 43.55 54.00 -10.45	30.55	35.92	9.69	32.61	322	220	AVERAGE	<table border="1"> <thead> <tr> <th>Limit Margin</th> <th>Read</th> <th>Ant</th> <th>Cable</th> <th>Preamp</th> <th>APos</th> <th>TPos</th> <th>Remark</th> </tr> <tr> <th>Freq Level Line (dB)</th> <th>Level Factor</th> <th>Loss Factor</th> <th></th> <th></th> <th>cm</th> <th>deg</th> <th></th> </tr> </thead> <tbody> <tr> <td>1 5500.00 98.45</td> <td>85.44</td> <td>35.90</td> <td>9.71</td> <td>32.60</td> <td>322</td> <td>220</td> <td>AVERAGE</td> </tr> </tbody> </table>	Limit Margin	Read	Ant	Cable	Preamp	APos	TPos	Remark	Freq Level Line (dB)	Level Factor	Loss Factor			cm	deg		1 5500.00 98.45	85.44	35.90	9.71	32.60	322	220	AVERAGE								
Limit Margin	Read	Ant	Cable	Preamp	APos	TPos	Remark																																																			
Freq Level Line (dB)	Level Factor	Loss Factor			cm	deg																																																				
1 5458.75 43.55 54.00 -10.45	30.55	35.92	9.69	32.61	322	220	AVERAGE																																																			
Limit Margin	Read	Ant	Cable	Preamp	APos	TPos	Remark																																																			
Freq Level Line (dB)	Level Factor	Loss Factor			cm	deg																																																				
1 5500.00 98.45	85.44	35.90	9.71	32.60	322	220	AVERAGE																																																			



Mode	16																																																																																													
	Band Edge																																																																																													
	U-NII-2C_5.47-5.725_802.11n HT20_CH100_5500MHz																																																																																													
ANT	3																																																																																													
Pol.	Vertical	Fundamental																																																																																												
Peak	 <p>Date: 2024-08-13</p> <table border="1"> <thead> <tr> <th>Limit</th> <th>Margin</th> <th>Read</th> <th>Ant</th> <th>Cable</th> <th>Preamp</th> <th>APos</th> <th>TPos</th> <th>Remark</th> </tr> <tr> <th>Freq</th> <th>Level</th> <th>Line</th> <th>(dB)</th> <th>Level</th> <th>Factor</th> <th>Loss</th> <th>Factor</th> <th></th> </tr> <tr> <th>MHz</th> <th>dBuV/m</th> <th>dBuV/m</th> <th>dB</th> <th>dBuV</th> <th>dB/m</th> <th>dB</th> <th>dB</th> <th>cm</th> <th>deg</th> </tr> </thead> <tbody> <tr> <td>1</td> <td>5455.45</td> <td>57.98</td> <td>74.00</td> <td>-16.02</td> <td>44.98</td> <td>35.93</td> <td>9.68</td> <td>32.61</td> <td>200</td> <td>95</td> <td>PEAK</td> </tr> <tr> <td>2</td> <td>5467.00</td> <td>62.16</td> <td>68.30</td> <td>-6.14</td> <td>49.16</td> <td>35.92</td> <td>9.69</td> <td>32.61</td> <td>200</td> <td>95</td> <td>PEAK</td> </tr> </tbody> </table>	Limit	Margin	Read	Ant	Cable	Preamp	APos	TPos	Remark	Freq	Level	Line	(dB)	Level	Factor	Loss	Factor		MHz	dBuV/m	dBuV/m	dB	dBuV	dB/m	dB	dB	cm	deg	1	5455.45	57.98	74.00	-16.02	44.98	35.93	9.68	32.61	200	95	PEAK	2	5467.00	62.16	68.30	-6.14	49.16	35.92	9.69	32.61	200	95	PEAK	 <p>Date: 2024-08-13</p> <table border="1"> <thead> <tr> <th>Limit</th> <th>Margin</th> <th>Read</th> <th>Ant</th> <th>Cable</th> <th>Preamp</th> <th>APos</th> <th>TPos</th> <th>Remark</th> </tr> <tr> <th>Freq</th> <th>Level</th> <th>Line</th> <th>(dB)</th> <th>Level</th> <th>Factor</th> <th>Loss</th> <th>Factor</th> <th></th> </tr> <tr> <th>MHz</th> <th>dBuV/m</th> <th>dBuV/m</th> <th>dB</th> <th>dBuV</th> <th>dB/m</th> <th>dB</th> <th>dB</th> <th>cm</th> <th>deg</th> </tr> </thead> <tbody> <tr> <td>1</td> <td>5500.00</td> <td>111.64</td> <td>-----</td> <td>-----</td> <td>98.63</td> <td>35.90</td> <td>9.71</td> <td>32.60</td> <td>200</td> <td>95</td> <td>PEAK</td> </tr> </tbody> </table>	Limit	Margin	Read	Ant	Cable	Preamp	APos	TPos	Remark	Freq	Level	Line	(dB)	Level	Factor	Loss	Factor		MHz	dBuV/m	dBuV/m	dB	dBuV	dB/m	dB	dB	cm	deg	1	5500.00	111.64	-----	-----	98.63	35.90	9.71	32.60	200	95	PEAK
	Limit	Margin	Read	Ant	Cable	Preamp	APos	TPos	Remark																																																																																					
Freq	Level	Line	(dB)	Level	Factor	Loss	Factor																																																																																							
MHz	dBuV/m	dBuV/m	dB	dBuV	dB/m	dB	dB	cm	deg																																																																																					
1	5455.45	57.98	74.00	-16.02	44.98	35.93	9.68	32.61	200	95	PEAK																																																																																			
2	5467.00	62.16	68.30	-6.14	49.16	35.92	9.69	32.61	200	95	PEAK																																																																																			
Limit	Margin	Read	Ant	Cable	Preamp	APos	TPos	Remark																																																																																						
Freq	Level	Line	(dB)	Level	Factor	Loss	Factor																																																																																							
MHz	dBuV/m	dBuV/m	dB	dBuV	dB/m	dB	dB	cm	deg																																																																																					
1	5500.00	111.64	-----	-----	98.63	35.90	9.71	32.60	200	95	PEAK																																																																																			
Avg	 <p>Date: 2024-08-13</p> <table border="1"> <thead> <tr> <th>Limit</th> <th>Margin</th> <th>Read</th> <th>Ant</th> <th>Cable</th> <th>Preamp</th> <th>APos</th> <th>TPos</th> <th>Remark</th> </tr> <tr> <th>Freq</th> <th>Level</th> <th>Line</th> <th>(dB)</th> <th>Level</th> <th>Factor</th> <th>Loss</th> <th>Factor</th> <th></th> </tr> <tr> <th>MHz</th> <th>dBuV/m</th> <th>dBuV/m</th> <th>dB</th> <th>dBuV</th> <th>dB/m</th> <th>dB</th> <th>dB</th> <th>cm</th> <th>deg</th> </tr> </thead> <tbody> <tr> <td>1</td> <td>5459.65</td> <td>49.97</td> <td>54.00</td> <td>-4.03</td> <td>36.97</td> <td>35.92</td> <td>9.69</td> <td>32.61</td> <td>200</td> <td>95</td> <td>AVERAGE</td> </tr> </tbody> </table>	Limit	Margin	Read	Ant	Cable	Preamp	APos	TPos	Remark	Freq	Level	Line	(dB)	Level	Factor	Loss	Factor		MHz	dBuV/m	dBuV/m	dB	dBuV	dB/m	dB	dB	cm	deg	1	5459.65	49.97	54.00	-4.03	36.97	35.92	9.69	32.61	200	95	AVERAGE	 <p>Date: 2024-08-13</p> <table border="1"> <thead> <tr> <th>Limit</th> <th>Margin</th> <th>Read</th> <th>Ant</th> <th>Cable</th> <th>Preamp</th> <th>APos</th> <th>TPos</th> <th>Remark</th> </tr> <tr> <th>Freq</th> <th>Level</th> <th>Line</th> <th>(dB)</th> <th>Level</th> <th>Factor</th> <th>Loss</th> <th>Factor</th> <th></th> </tr> <tr> <th>MHz</th> <th>dBuV/m</th> <th>dBuV/m</th> <th>dB</th> <th>dBuV</th> <th>dB/m</th> <th>dB</th> <th>dB</th> <th>cm</th> <th>deg</th> </tr> </thead> <tbody> <tr> <td>1</td> <td>5500.00</td> <td>105.59</td> <td>-----</td> <td>-----</td> <td>92.58</td> <td>35.90</td> <td>9.71</td> <td>32.60</td> <td>200</td> <td>95</td> <td>AVERAGE</td> </tr> </tbody> </table>	Limit	Margin	Read	Ant	Cable	Preamp	APos	TPos	Remark	Freq	Level	Line	(dB)	Level	Factor	Loss	Factor		MHz	dBuV/m	dBuV/m	dB	dBuV	dB/m	dB	dB	cm	deg	1	5500.00	105.59	-----	-----	92.58	35.90	9.71	32.60	200	95	AVERAGE												
Limit	Margin	Read	Ant	Cable	Preamp	APos	TPos	Remark																																																																																						
Freq	Level	Line	(dB)	Level	Factor	Loss	Factor																																																																																							
MHz	dBuV/m	dBuV/m	dB	dBuV	dB/m	dB	dB	cm	deg																																																																																					
1	5459.65	49.97	54.00	-4.03	36.97	35.92	9.69	32.61	200	95	AVERAGE																																																																																			
Limit	Margin	Read	Ant	Cable	Preamp	APos	TPos	Remark																																																																																						
Freq	Level	Line	(dB)	Level	Factor	Loss	Factor																																																																																							
MHz	dBuV/m	dBuV/m	dB	dBuV	dB/m	dB	dB	cm	deg																																																																																					
1	5500.00	105.59	-----	-----	92.58	35.90	9.71	32.60	200	95	AVERAGE																																																																																			



Mode	16																																																																																																																																																								
	Harmonic																																																																																																																																																								
	U-NII-2C_5.47-5.725_802.11n HT20_CH100_5500MHz																																																																																																																																																								
ANT	3																																																																																																																																																								
Pol.	Horizontal	Vertical																																																																																																																																																							
Peak Avg																																																																																																																																																									
	<table border="1"> <thead> <tr> <th></th> <th>Limit</th> <th>Read</th> <th>Ant</th> <th>Cable</th> <th>Preamp</th> <th>APos</th> <th>TPos</th> <th>Remark</th> </tr> <tr> <th>Freq</th> <th>Level</th> <th>Line</th> <th>Margin</th> <th>Level</th> <th>Factor</th> <th>Loss</th> <th>Factor</th> <th></th> </tr> <tr> <th>MHz</th> <th>dBuV/m</th> <th>dBuV/m</th> <th>dB</th> <th>dBuV</th> <th>dB/m</th> <th>dB</th> <th>dB</th> <th>cm</th> <th>deg</th> </tr> </thead> <tbody> <tr> <td>1</td> <td>7328.00</td> <td>52.99</td> <td>74.00</td> <td>-21.01</td> <td>70.80</td> <td>36.87</td> <td>10.18</td> <td>64.86</td> <td>100</td> <td>158</td> <td>Peak</td> </tr> <tr> <td>2</td> <td>7328.00</td> <td>52.05</td> <td>54.00</td> <td>-1.95</td> <td>69.86</td> <td>36.87</td> <td>10.18</td> <td>64.86</td> <td>100</td> <td>158</td> <td>Average</td> </tr> <tr> <td>3</td> <td>11000.00</td> <td>48.94</td> <td>74.00</td> <td>-25.06</td> <td>60.84</td> <td>39.00</td> <td>12.52</td> <td>63.42</td> <td>---</td> <td>---</td> <td>Peak</td> </tr> <tr> <td>4</td> <td>16500.00</td> <td>48.00</td> <td>68.30</td> <td>-20.30</td> <td>56.14</td> <td>41.35</td> <td>15.17</td> <td>64.66</td> <td>---</td> <td>---</td> <td>Peak</td> </tr> </tbody> </table>		Limit	Read	Ant	Cable	Preamp	APos	TPos	Remark	Freq	Level	Line	Margin	Level	Factor	Loss	Factor		MHz	dBuV/m	dBuV/m	dB	dBuV	dB/m	dB	dB	cm	deg	1	7328.00	52.99	74.00	-21.01	70.80	36.87	10.18	64.86	100	158	Peak	2	7328.00	52.05	54.00	-1.95	69.86	36.87	10.18	64.86	100	158	Average	3	11000.00	48.94	74.00	-25.06	60.84	39.00	12.52	63.42	---	---	Peak	4	16500.00	48.00	68.30	-20.30	56.14	41.35	15.17	64.66	---	---	Peak	<table border="1"> <thead> <tr> <th></th> <th>Limit</th> <th>Read</th> <th>Ant</th> <th>Cable</th> <th>Preamp</th> <th>APos</th> <th>TPos</th> <th>Remark</th> </tr> <tr> <th>Freq</th> <th>Level</th> <th>Line</th> <th>Margin</th> <th>Level</th> <th>Factor</th> <th>Loss</th> <th>Factor</th> <th></th> </tr> <tr> <th>MHz</th> <th>dBuV/m</th> <th>dBuV/m</th> <th>dB</th> <th>dBuV</th> <th>dB/m</th> <th>dB</th> <th>dB</th> <th>cm</th> <th>deg</th> </tr> </thead> <tbody> <tr> <td>1</td> <td>7328.00</td> <td>51.48</td> <td>74.00</td> <td>-22.52</td> <td>69.29</td> <td>36.87</td> <td>10.18</td> <td>64.86</td> <td>100</td> <td>88</td> <td>Peak</td> </tr> <tr> <td>2</td> <td>7328.00</td> <td>50.33</td> <td>54.00</td> <td>-3.67</td> <td>68.14</td> <td>36.87</td> <td>10.18</td> <td>64.86</td> <td>100</td> <td>88</td> <td>Average</td> </tr> <tr> <td>3</td> <td>11000.00</td> <td>48.49</td> <td>74.00</td> <td>-25.51</td> <td>60.39</td> <td>39.00</td> <td>12.52</td> <td>63.42</td> <td>---</td> <td>---</td> <td>Peak</td> </tr> <tr> <td>4</td> <td>16500.00</td> <td>49.13</td> <td>68.30</td> <td>-19.17</td> <td>57.27</td> <td>41.35</td> <td>15.17</td> <td>64.66</td> <td>---</td> <td>---</td> <td>Peak</td> </tr> </tbody> </table>		Limit	Read	Ant	Cable	Preamp	APos	TPos	Remark	Freq	Level	Line	Margin	Level	Factor	Loss	Factor		MHz	dBuV/m	dBuV/m	dB	dBuV	dB/m	dB	dB	cm	deg	1	7328.00	51.48	74.00	-22.52	69.29	36.87	10.18	64.86	100	88	Peak	2	7328.00	50.33	54.00	-3.67	68.14	36.87	10.18	64.86	100	88	Average	3	11000.00	48.49	74.00	-25.51	60.39	39.00	12.52	63.42	---	---	Peak	4	16500.00	49.13	68.30	-19.17	57.27	41.35	15.17	64.66	---	---
	Limit	Read	Ant	Cable	Preamp	APos	TPos	Remark																																																																																																																																																	
Freq	Level	Line	Margin	Level	Factor	Loss	Factor																																																																																																																																																		
MHz	dBuV/m	dBuV/m	dB	dBuV	dB/m	dB	dB	cm	deg																																																																																																																																																
1	7328.00	52.99	74.00	-21.01	70.80	36.87	10.18	64.86	100	158	Peak																																																																																																																																														
2	7328.00	52.05	54.00	-1.95	69.86	36.87	10.18	64.86	100	158	Average																																																																																																																																														
3	11000.00	48.94	74.00	-25.06	60.84	39.00	12.52	63.42	---	---	Peak																																																																																																																																														
4	16500.00	48.00	68.30	-20.30	56.14	41.35	15.17	64.66	---	---	Peak																																																																																																																																														
	Limit	Read	Ant	Cable	Preamp	APos	TPos	Remark																																																																																																																																																	
Freq	Level	Line	Margin	Level	Factor	Loss	Factor																																																																																																																																																		
MHz	dBuV/m	dBuV/m	dB	dBuV	dB/m	dB	dB	cm	deg																																																																																																																																																
1	7328.00	51.48	74.00	-22.52	69.29	36.87	10.18	64.86	100	88	Peak																																																																																																																																														
2	7328.00	50.33	54.00	-3.67	68.14	36.87	10.18	64.86	100	88	Average																																																																																																																																														
3	11000.00	48.49	74.00	-25.51	60.39	39.00	12.52	63.42	---	---	Peak																																																																																																																																														
4	16500.00	49.13	68.30	-19.17	57.27	41.35	15.17	64.66	---	---	Peak																																																																																																																																														



Mode	17																																																																																																																																																								
	Harmonic																																																																																																																																																								
	U-NII-2C_5.47-5.725_802.11n HT20_CH116_5580MHz																																																																																																																																																								
ANT	3																																																																																																																																																								
Pol.	Horizontal	Vertical																																																																																																																																																							
Peak Avg																																																																																																																																																									
	<table border="1"> <thead> <tr> <th></th> <th>Limit</th> <th>Read</th> <th>Ant</th> <th>Cable</th> <th>Preamp</th> <th>APos</th> <th>TPos</th> <th>Remark</th> </tr> <tr> <th>Freq</th> <th>Level</th> <th>Line</th> <th>Margin</th> <th>Level</th> <th>Factor</th> <th>Loss</th> <th>Factor</th> <th></th> </tr> <tr> <th>MHz</th> <th>dBuV/m</th> <th>dBuV/m</th> <th>dB</th> <th>dBuV</th> <th>dB/m</th> <th>dB</th> <th>dB</th> <th>cm</th> <th>deg</th> </tr> </thead> <tbody> <tr> <td>1</td> <td>7443.00</td> <td>51.27</td> <td>74.00</td> <td>-22.73</td> <td>69.14</td> <td>36.82</td> <td>10.17</td> <td>64.86</td> <td>100</td> <td>156</td> <td>Peak</td> </tr> <tr> <td>2</td> <td>7443.00</td> <td>50.98</td> <td>54.00</td> <td>-3.02</td> <td>68.85</td> <td>36.82</td> <td>10.17</td> <td>64.86</td> <td>100</td> <td>156</td> <td>Average</td> </tr> <tr> <td>3</td> <td>11160.00</td> <td>50.04</td> <td>74.00</td> <td>-23.96</td> <td>61.77</td> <td>39.06</td> <td>12.64</td> <td>63.43</td> <td>---</td> <td>---</td> <td>Peak</td> </tr> <tr> <td>4</td> <td>16740.00</td> <td>49.93</td> <td>68.30</td> <td>-18.37</td> <td>58.02</td> <td>41.47</td> <td>15.35</td> <td>64.91</td> <td>---</td> <td>---</td> <td>Peak</td> </tr> </tbody> </table>		Limit	Read	Ant	Cable	Preamp	APos	TPos	Remark	Freq	Level	Line	Margin	Level	Factor	Loss	Factor		MHz	dBuV/m	dBuV/m	dB	dBuV	dB/m	dB	dB	cm	deg	1	7443.00	51.27	74.00	-22.73	69.14	36.82	10.17	64.86	100	156	Peak	2	7443.00	50.98	54.00	-3.02	68.85	36.82	10.17	64.86	100	156	Average	3	11160.00	50.04	74.00	-23.96	61.77	39.06	12.64	63.43	---	---	Peak	4	16740.00	49.93	68.30	-18.37	58.02	41.47	15.35	64.91	---	---	Peak	<table border="1"> <thead> <tr> <th></th> <th>Limit</th> <th>Read</th> <th>Ant</th> <th>Cable</th> <th>Preamp</th> <th>APos</th> <th>TPos</th> <th>Remark</th> </tr> <tr> <th>Freq</th> <th>Level</th> <th>Line</th> <th>Margin</th> <th>Level</th> <th>Factor</th> <th>Loss</th> <th>Factor</th> <th></th> </tr> <tr> <th>MHz</th> <th>dBuV/m</th> <th>dBuV/m</th> <th>dB</th> <th>dBuV</th> <th>dB/m</th> <th>dB</th> <th>dB</th> <th>cm</th> <th>deg</th> </tr> </thead> <tbody> <tr> <td>1</td> <td>7443.00</td> <td>50.15</td> <td>74.00</td> <td>-23.85</td> <td>68.02</td> <td>36.82</td> <td>10.17</td> <td>64.86</td> <td>100</td> <td>88</td> <td>Peak</td> </tr> <tr> <td>2</td> <td>7443.00</td> <td>50.22</td> <td>54.00</td> <td>-3.78</td> <td>68.09</td> <td>36.82</td> <td>10.17</td> <td>64.86</td> <td>100</td> <td>88</td> <td>Average</td> </tr> <tr> <td>3</td> <td>11160.00</td> <td>49.25</td> <td>74.00</td> <td>-24.75</td> <td>60.98</td> <td>39.06</td> <td>12.64</td> <td>63.43</td> <td>---</td> <td>---</td> <td>Peak</td> </tr> <tr> <td>4</td> <td>16740.00</td> <td>49.96</td> <td>68.30</td> <td>-18.34</td> <td>58.05</td> <td>41.47</td> <td>15.35</td> <td>64.91</td> <td>---</td> <td>---</td> <td>Peak</td> </tr> </tbody> </table>		Limit	Read	Ant	Cable	Preamp	APos	TPos	Remark	Freq	Level	Line	Margin	Level	Factor	Loss	Factor		MHz	dBuV/m	dBuV/m	dB	dBuV	dB/m	dB	dB	cm	deg	1	7443.00	50.15	74.00	-23.85	68.02	36.82	10.17	64.86	100	88	Peak	2	7443.00	50.22	54.00	-3.78	68.09	36.82	10.17	64.86	100	88	Average	3	11160.00	49.25	74.00	-24.75	60.98	39.06	12.64	63.43	---	---	Peak	4	16740.00	49.96	68.30	-18.34	58.05	41.47	15.35	64.91	---	---
	Limit	Read	Ant	Cable	Preamp	APos	TPos	Remark																																																																																																																																																	
Freq	Level	Line	Margin	Level	Factor	Loss	Factor																																																																																																																																																		
MHz	dBuV/m	dBuV/m	dB	dBuV	dB/m	dB	dB	cm	deg																																																																																																																																																
1	7443.00	51.27	74.00	-22.73	69.14	36.82	10.17	64.86	100	156	Peak																																																																																																																																														
2	7443.00	50.98	54.00	-3.02	68.85	36.82	10.17	64.86	100	156	Average																																																																																																																																														
3	11160.00	50.04	74.00	-23.96	61.77	39.06	12.64	63.43	---	---	Peak																																																																																																																																														
4	16740.00	49.93	68.30	-18.37	58.02	41.47	15.35	64.91	---	---	Peak																																																																																																																																														
	Limit	Read	Ant	Cable	Preamp	APos	TPos	Remark																																																																																																																																																	
Freq	Level	Line	Margin	Level	Factor	Loss	Factor																																																																																																																																																		
MHz	dBuV/m	dBuV/m	dB	dBuV	dB/m	dB	dB	cm	deg																																																																																																																																																
1	7443.00	50.15	74.00	-23.85	68.02	36.82	10.17	64.86	100	88	Peak																																																																																																																																														
2	7443.00	50.22	54.00	-3.78	68.09	36.82	10.17	64.86	100	88	Average																																																																																																																																														
3	11160.00	49.25	74.00	-24.75	60.98	39.06	12.64	63.43	---	---	Peak																																																																																																																																														
4	16740.00	49.96	68.30	-18.34	58.05	41.47	15.35	64.91	---	---	Peak																																																																																																																																														



Mode	18																																																																											
	Band Edge																																																																											
	U-NII-2C_5.47-5.725_802.11n HT20_CH140_5700MHz																																																																											
ANT	3																																																																											
Pol.	Horizontal	Fundamental																																																																										
Peak	<table border="1"> <thead> <tr> <th>Limit Margin</th> <th>Read</th> <th>Ant</th> <th>Cable</th> <th>Preamp</th> <th>APos</th> <th>TPos</th> <th>Remark</th> </tr> <tr> <th>Freq</th> <th>Level</th> <th>Line</th> <th>(dB)</th> <th>Level</th> <th>Factor</th> <th>Loss Factor</th> <th></th> </tr> <tr> <th>MHz</th> <th>dBuV/m</th> <th>dBuV/m</th> <th>dB</th> <th>dBuV</th> <th>dB/m</th> <th>dB</th> <th>cm</th> <th>deg</th> </tr> </thead> <tbody> <tr> <td>1</td> <td>5725.22</td> <td>59.29</td> <td>68.30</td> <td>-9.01</td> <td>45.74</td> <td>36.22</td> <td>10.02</td> <td>32.69</td> <td>400</td> <td>272</td> <td>PEAK</td> </tr> </tbody> </table>	Limit Margin	Read	Ant	Cable	Preamp	APos	TPos	Remark	Freq	Level	Line	(dB)	Level	Factor	Loss Factor		MHz	dBuV/m	dBuV/m	dB	dBuV	dB/m	dB	cm	deg	1	5725.22	59.29	68.30	-9.01	45.74	36.22	10.02	32.69	400	272	PEAK	<table border="1"> <thead> <tr> <th>Limit Margin</th> <th>Read</th> <th>Ant</th> <th>Cable</th> <th>Preamp</th> <th>APos</th> <th>TPos</th> <th>Remark</th> </tr> <tr> <th>Freq</th> <th>Level</th> <th>Line</th> <th>(dB)</th> <th>Level</th> <th>Factor</th> <th>Loss Factor</th> <th></th> </tr> <tr> <th>MHz</th> <th>dBuV/m</th> <th>dBuV/m</th> <th>dB</th> <th>dBuV</th> <th>dB/m</th> <th>dB</th> <th>cm</th> <th>deg</th> </tr> </thead> <tbody> <tr> <td>1</td> <td>5700.00</td> <td>102.05</td> <td>-----</td> <td>-----</td> <td>88.57</td> <td>36.19</td> <td>9.97</td> <td>32.68</td> <td>400</td> <td>272</td> <td>PEAK</td> </tr> </tbody> </table>	Limit Margin	Read	Ant	Cable	Preamp	APos	TPos	Remark	Freq	Level	Line	(dB)	Level	Factor	Loss Factor		MHz	dBuV/m	dBuV/m	dB	dBuV	dB/m	dB	cm	deg	1	5700.00	102.05	-----	-----	88.57	36.19	9.97	32.68	400	272	PEAK
	Limit Margin	Read	Ant	Cable	Preamp	APos	TPos	Remark																																																																				
Freq	Level	Line	(dB)	Level	Factor	Loss Factor																																																																						
MHz	dBuV/m	dBuV/m	dB	dBuV	dB/m	dB	cm	deg																																																																				
1	5725.22	59.29	68.30	-9.01	45.74	36.22	10.02	32.69	400	272	PEAK																																																																	
Limit Margin	Read	Ant	Cable	Preamp	APos	TPos	Remark																																																																					
Freq	Level	Line	(dB)	Level	Factor	Loss Factor																																																																						
MHz	dBuV/m	dBuV/m	dB	dBuV	dB/m	dB	cm	deg																																																																				
1	5700.00	102.05	-----	-----	88.57	36.19	9.97	32.68	400	272	PEAK																																																																	
Avg	Blank	<table border="1"> <thead> <tr> <th>Limit Margin</th> <th>Read</th> <th>Ant</th> <th>Cable</th> <th>Preamp</th> <th>APos</th> <th>TPos</th> <th>Remark</th> </tr> <tr> <th>Freq</th> <th>Level</th> <th>Line</th> <th>(dB)</th> <th>Level</th> <th>Factor</th> <th>Loss Factor</th> <th></th> </tr> <tr> <th>MHz</th> <th>dBuV/m</th> <th>dBuV/m</th> <th>dB</th> <th>dBuV</th> <th>dB/m</th> <th>dB</th> <th>cm</th> <th>deg</th> </tr> </thead> <tbody> <tr> <td>1</td> <td>5700.00</td> <td>94.56</td> <td>-----</td> <td>-----</td> <td>81.08</td> <td>36.19</td> <td>9.97</td> <td>32.68</td> <td>400</td> <td>272</td> <td>AVERAGE</td> </tr> </tbody> </table>	Limit Margin	Read	Ant	Cable	Preamp	APos	TPos	Remark	Freq	Level	Line	(dB)	Level	Factor	Loss Factor		MHz	dBuV/m	dBuV/m	dB	dBuV	dB/m	dB	cm	deg	1	5700.00	94.56	-----	-----	81.08	36.19	9.97	32.68	400	272	AVERAGE																																					
Limit Margin	Read	Ant	Cable	Preamp	APos	TPos	Remark																																																																					
Freq	Level	Line	(dB)	Level	Factor	Loss Factor																																																																						
MHz	dBuV/m	dBuV/m	dB	dBuV	dB/m	dB	cm	deg																																																																				
1	5700.00	94.56	-----	-----	81.08	36.19	9.97	32.68	400	272	AVERAGE																																																																	



Mode	18																																																																											
	Band Edge																																																																											
	U-NII-2C_5.47-5.725_802.11n HT20_CH140_5700MHz																																																																											
ANT	3																																																																											
Pol.	Vertical	Fundamental																																																																										
Peak	<table border="1"> <thead> <tr> <th>Limit Margin</th> <th>Read</th> <th>Ant</th> <th>Cable</th> <th>Preamp</th> <th>APos</th> <th>TPos</th> <th>Remark</th> </tr> <tr> <th>Freq</th> <th>Level</th> <th>Line</th> <th>(dB)</th> <th>Level</th> <th>Factor</th> <th>Loss Factor</th> <th></th> </tr> <tr> <th>MHz</th> <th>dBuV/m</th> <th>dBuV/m</th> <th>dB</th> <th>dBuV</th> <th>dB/m</th> <th>dB</th> <th>cm</th> <th>deg</th> </tr> </thead> <tbody> <tr> <td>1</td> <td>5725.35</td> <td>63.82</td> <td>68.30</td> <td>-4.48</td> <td>50.27</td> <td>36.22</td> <td>10.02</td> <td>32.69</td> <td>197</td> <td>80</td> <td>PEAK</td> </tr> </tbody> </table>	Limit Margin	Read	Ant	Cable	Preamp	APos	TPos	Remark	Freq	Level	Line	(dB)	Level	Factor	Loss Factor		MHz	dBuV/m	dBuV/m	dB	dBuV	dB/m	dB	cm	deg	1	5725.35	63.82	68.30	-4.48	50.27	36.22	10.02	32.69	197	80	PEAK	<table border="1"> <thead> <tr> <th>Limit Margin</th> <th>Read</th> <th>Ant</th> <th>Cable</th> <th>Preamp</th> <th>APos</th> <th>TPos</th> <th>Remark</th> </tr> <tr> <th>Freq</th> <th>Level</th> <th>Line</th> <th>(dB)</th> <th>Level</th> <th>Factor</th> <th>Loss Factor</th> <th></th> </tr> <tr> <th>MHz</th> <th>dBuV/m</th> <th>dBuV/m</th> <th>dB</th> <th>dBuV</th> <th>dB/m</th> <th>dB</th> <th>cm</th> <th>deg</th> </tr> </thead> <tbody> <tr> <td>1</td> <td>5700.00</td> <td>110.09</td> <td>-----</td> <td>-----</td> <td>96.63</td> <td>36.18</td> <td>9.96</td> <td>32.68</td> <td>197</td> <td>80</td> <td>PEAK</td> </tr> </tbody> </table>	Limit Margin	Read	Ant	Cable	Preamp	APos	TPos	Remark	Freq	Level	Line	(dB)	Level	Factor	Loss Factor		MHz	dBuV/m	dBuV/m	dB	dBuV	dB/m	dB	cm	deg	1	5700.00	110.09	-----	-----	96.63	36.18	9.96	32.68	197	80	PEAK
Limit Margin	Read	Ant	Cable	Preamp	APos	TPos	Remark																																																																					
Freq	Level	Line	(dB)	Level	Factor	Loss Factor																																																																						
MHz	dBuV/m	dBuV/m	dB	dBuV	dB/m	dB	cm	deg																																																																				
1	5725.35	63.82	68.30	-4.48	50.27	36.22	10.02	32.69	197	80	PEAK																																																																	
Limit Margin	Read	Ant	Cable	Preamp	APos	TPos	Remark																																																																					
Freq	Level	Line	(dB)	Level	Factor	Loss Factor																																																																						
MHz	dBuV/m	dBuV/m	dB	dBuV	dB/m	dB	cm	deg																																																																				
1	5700.00	110.09	-----	-----	96.63	36.18	9.96	32.68	197	80	PEAK																																																																	
Avg	Blank	<table border="1"> <thead> <tr> <th>Limit Margin</th> <th>Read</th> <th>Ant</th> <th>Cable</th> <th>Preamp</th> <th>APos</th> <th>TPos</th> <th>Remark</th> </tr> <tr> <th>Freq</th> <th>Level</th> <th>Line</th> <th>(dB)</th> <th>Level</th> <th>Factor</th> <th>Loss Factor</th> <th></th> </tr> <tr> <th>MHz</th> <th>dBuV/m</th> <th>dBuV/m</th> <th>dB</th> <th>dBuV</th> <th>dB/m</th> <th>dB</th> <th>cm</th> <th>deg</th> </tr> </thead> <tbody> <tr> <td>1</td> <td>5700.00</td> <td>102.90</td> <td>-----</td> <td>-----</td> <td>89.42</td> <td>36.19</td> <td>9.97</td> <td>32.68</td> <td>197</td> <td>80</td> <td>AVERAGE</td> </tr> </tbody> </table>	Limit Margin	Read	Ant	Cable	Preamp	APos	TPos	Remark	Freq	Level	Line	(dB)	Level	Factor	Loss Factor		MHz	dBuV/m	dBuV/m	dB	dBuV	dB/m	dB	cm	deg	1	5700.00	102.90	-----	-----	89.42	36.19	9.97	32.68	197	80	AVERAGE																																					
Limit Margin	Read	Ant	Cable	Preamp	APos	TPos	Remark																																																																					
Freq	Level	Line	(dB)	Level	Factor	Loss Factor																																																																						
MHz	dBuV/m	dBuV/m	dB	dBuV	dB/m	dB	cm	deg																																																																				
1	5700.00	102.90	-----	-----	89.42	36.19	9.97	32.68	197	80	AVERAGE																																																																	



Mode	18																																																																																																																																												
	Harmonic																																																																																																																																												
	U-NII-2C_5.47-5.725_802.11n HT20_CH140_5700MHz																																																																																																																																												
ANT	3																																																																																																																																												
Pol.	Horizontal	Vertical																																																																																																																																											
Peak Avg	<p style="text-align: right;">Date: 2024-08-26</p>	<p style="text-align: right;">Date: 2024-08-26</p>																																																																																																																																											
	<table border="1"> <thead> <tr> <th></th> <th>Limit</th> <th>Read</th> <th>Ant</th> <th>Cable</th> <th>Preamp</th> <th>Apos</th> <th>TPos</th> <th>Remark</th> </tr> <tr> <th>Freq</th> <th>Level</th> <th>Line</th> <th>Margin</th> <th>Level</th> <th>Factor</th> <th>Loss</th> <th>Factor</th> <th></th> </tr> <tr> <th>MHz</th> <th>dBuV/m</th> <th>dBuV/m</th> <th>dB</th> <th>dBuV</th> <th>dB/m</th> <th>dB</th> <th>dB</th> <th>cm</th> <th>deg</th> </tr> </thead> <tbody> <tr> <td>1 7604.00</td> <td>50.68</td> <td>74.00</td> <td>-23.32</td> <td>68.51</td> <td>36.88</td> <td>10.14</td> <td>64.85</td> <td>100</td> <td>154 Peak</td> </tr> <tr> <td>2 7604.00</td> <td>46.74</td> <td>54.00</td> <td>-7.26</td> <td>64.57</td> <td>36.88</td> <td>10.14</td> <td>64.85</td> <td>100</td> <td>154 Average</td> </tr> <tr> <td>3 11400.00</td> <td>48.15</td> <td>74.00</td> <td>-25.85</td> <td>59.62</td> <td>39.16</td> <td>12.81</td> <td>63.44</td> <td>---</td> <td>---</td> <td>Peak</td> </tr> <tr> <td>4 17100.00</td> <td>50.00</td> <td>68.30</td> <td>-18.30</td> <td>57.90</td> <td>41.71</td> <td>15.62</td> <td>65.23</td> <td>---</td> <td>---</td> <td>Peak</td> </tr> </tbody> </table>		Limit	Read	Ant	Cable	Preamp	Apos	TPos	Remark	Freq	Level	Line	Margin	Level	Factor	Loss	Factor		MHz	dBuV/m	dBuV/m	dB	dBuV	dB/m	dB	dB	cm	deg	1 7604.00	50.68	74.00	-23.32	68.51	36.88	10.14	64.85	100	154 Peak	2 7604.00	46.74	54.00	-7.26	64.57	36.88	10.14	64.85	100	154 Average	3 11400.00	48.15	74.00	-25.85	59.62	39.16	12.81	63.44	---	---	Peak	4 17100.00	50.00	68.30	-18.30	57.90	41.71	15.62	65.23	---	---	Peak	<table border="1"> <thead> <tr> <th></th> <th>Limit</th> <th>Read</th> <th>Ant</th> <th>Cable</th> <th>Preamp</th> <th>Apos</th> <th>TPos</th> <th>Remark</th> </tr> <tr> <th>Freq</th> <th>Level</th> <th>Line</th> <th>Margin</th> <th>Level</th> <th>Factor</th> <th>Loss</th> <th>Factor</th> <th></th> </tr> <tr> <th>MHz</th> <th>dBuV/m</th> <th>dBuV/m</th> <th>dB</th> <th>dBuV</th> <th>dB/m</th> <th>dB</th> <th>dB</th> <th>cm</th> <th>deg</th> </tr> </thead> <tbody> <tr> <td>1 7604.00</td> <td>47.33</td> <td>74.00</td> <td>-26.67</td> <td>65.16</td> <td>36.88</td> <td>10.14</td> <td>64.85</td> <td>100</td> <td>54 Peak</td> </tr> <tr> <td>2 7604.00</td> <td>44.14</td> <td>54.00</td> <td>-9.86</td> <td>61.97</td> <td>36.88</td> <td>10.14</td> <td>64.85</td> <td>100</td> <td>54 Average</td> </tr> <tr> <td>3 11400.00</td> <td>48.66</td> <td>74.00</td> <td>-25.34</td> <td>60.13</td> <td>39.16</td> <td>12.81</td> <td>63.44</td> <td>---</td> <td>---</td> <td>Peak</td> </tr> <tr> <td>4 17100.00</td> <td>49.37</td> <td>68.30</td> <td>-18.93</td> <td>57.27</td> <td>41.71</td> <td>15.62</td> <td>65.23</td> <td>---</td> <td>---</td> <td>Peak</td> </tr> </tbody> </table>		Limit	Read	Ant	Cable	Preamp	Apos	TPos	Remark	Freq	Level	Line	Margin	Level	Factor	Loss	Factor		MHz	dBuV/m	dBuV/m	dB	dBuV	dB/m	dB	dB	cm	deg	1 7604.00	47.33	74.00	-26.67	65.16	36.88	10.14	64.85	100	54 Peak	2 7604.00	44.14	54.00	-9.86	61.97	36.88	10.14	64.85	100	54 Average	3 11400.00	48.66	74.00	-25.34	60.13	39.16	12.81	63.44	---	---	Peak	4 17100.00	49.37	68.30	-18.93	57.27	41.71	15.62	65.23	---	---
	Limit	Read	Ant	Cable	Preamp	Apos	TPos	Remark																																																																																																																																					
Freq	Level	Line	Margin	Level	Factor	Loss	Factor																																																																																																																																						
MHz	dBuV/m	dBuV/m	dB	dBuV	dB/m	dB	dB	cm	deg																																																																																																																																				
1 7604.00	50.68	74.00	-23.32	68.51	36.88	10.14	64.85	100	154 Peak																																																																																																																																				
2 7604.00	46.74	54.00	-7.26	64.57	36.88	10.14	64.85	100	154 Average																																																																																																																																				
3 11400.00	48.15	74.00	-25.85	59.62	39.16	12.81	63.44	---	---	Peak																																																																																																																																			
4 17100.00	50.00	68.30	-18.30	57.90	41.71	15.62	65.23	---	---	Peak																																																																																																																																			
	Limit	Read	Ant	Cable	Preamp	Apos	TPos	Remark																																																																																																																																					
Freq	Level	Line	Margin	Level	Factor	Loss	Factor																																																																																																																																						
MHz	dBuV/m	dBuV/m	dB	dBuV	dB/m	dB	dB	cm	deg																																																																																																																																				
1 7604.00	47.33	74.00	-26.67	65.16	36.88	10.14	64.85	100	54 Peak																																																																																																																																				
2 7604.00	44.14	54.00	-9.86	61.97	36.88	10.14	64.85	100	54 Average																																																																																																																																				
3 11400.00	48.66	74.00	-25.34	60.13	39.16	12.81	63.44	---	---	Peak																																																																																																																																			
4 17100.00	49.37	68.30	-18.93	57.27	41.71	15.62	65.23	---	---	Peak																																																																																																																																			

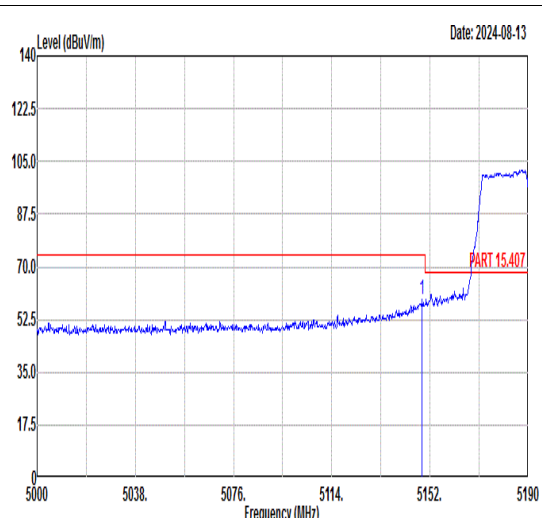
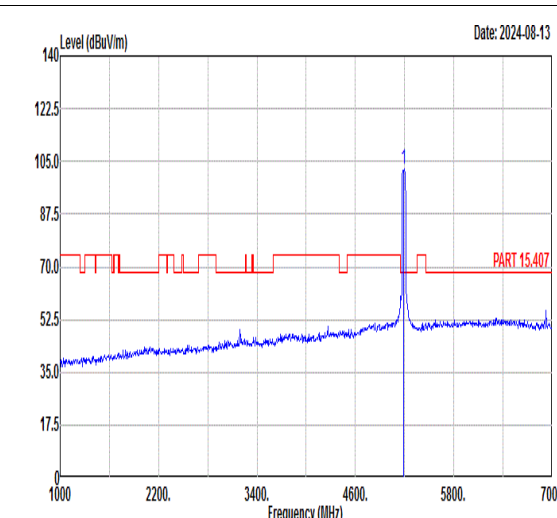
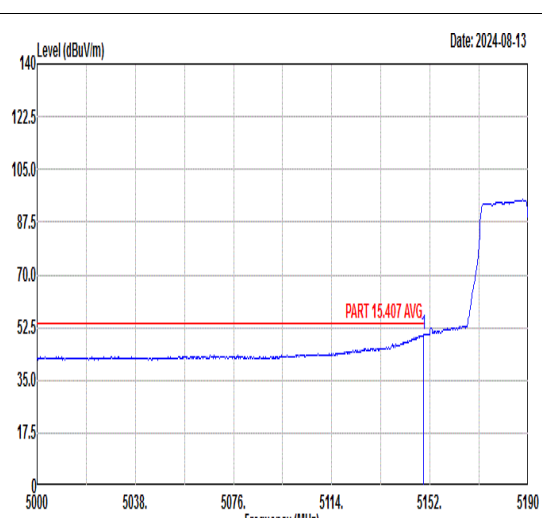
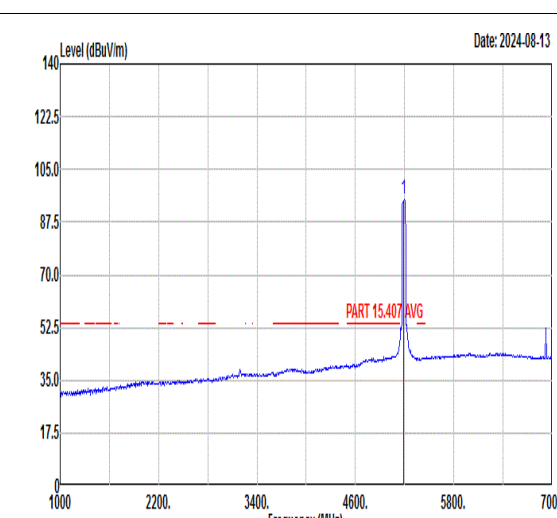


Mode	19																																																																													
	Band Edge - L																																																																													
	U-NII-1_5.15-5.25_802.11n HT40_CH38_5190MHz																																																																													
ANT	3																																																																													
Pol.	Horizontal	Fundamental																																																																												
Peak	<table border="1"> <thead> <tr> <th>Limit</th> <th>Margin</th> <th>Read</th> <th>Ant</th> <th>Cable</th> <th>Preamp</th> <th>APos</th> <th>TPos</th> <th>Remark</th> </tr> <tr> <th>Freq</th> <th>Level</th> <th>Line</th> <th>(dB)</th> <th>Level</th> <th>Factor</th> <th>Loss</th> <th>Factor</th> <th></th> </tr> <tr> <th>MHz</th> <th>dBuV/m</th> <th>dBuV/m</th> <th>dB</th> <th>dB/m</th> <th>dB</th> <th>dB</th> <th>cm</th> <th>deg</th> </tr> </thead> <tbody> <tr> <td>1</td> <td>5148.58</td> <td>54.00</td> <td>74.00</td> <td>-20.00</td> <td>42.03</td> <td>36.11</td> <td>8.53</td> <td>32.67</td> <td>278</td> <td>93 PEAK</td> </tr> </tbody> </table>	Limit	Margin	Read	Ant	Cable	Preamp	APos	TPos	Remark	Freq	Level	Line	(dB)	Level	Factor	Loss	Factor		MHz	dBuV/m	dBuV/m	dB	dB/m	dB	dB	cm	deg	1	5148.58	54.00	74.00	-20.00	42.03	36.11	8.53	32.67	278	93 PEAK	<table border="1"> <thead> <tr> <th>Limit</th> <th>Margin</th> <th>Read</th> <th>Ant</th> <th>Cable</th> <th>Preamp</th> <th>APos</th> <th>TPos</th> <th>Remark</th> </tr> <tr> <th>Freq</th> <th>Level</th> <th>Line</th> <th>(dB)</th> <th>Level</th> <th>Factor</th> <th>Loss</th> <th>Factor</th> <th></th> </tr> <tr> <th>MHz</th> <th>dBuV/m</th> <th>dBuV/m</th> <th>dB</th> <th>dB/m</th> <th>dB</th> <th>dB</th> <th>cm</th> <th>deg</th> </tr> </thead> <tbody> <tr> <td>1</td> <td>5190.00</td> <td>95.80</td> <td>-----</td> <td>-----</td> <td>83.76</td> <td>36.08</td> <td>8.62</td> <td>32.66</td> <td>278</td> <td>93 PEAK</td> </tr> </tbody> </table>	Limit	Margin	Read	Ant	Cable	Preamp	APos	TPos	Remark	Freq	Level	Line	(dB)	Level	Factor	Loss	Factor		MHz	dBuV/m	dBuV/m	dB	dB/m	dB	dB	cm	deg	1	5190.00	95.80	-----	-----	83.76	36.08	8.62	32.66	278	93 PEAK
	Limit	Margin	Read	Ant	Cable	Preamp	APos	TPos	Remark																																																																					
Freq	Level	Line	(dB)	Level	Factor	Loss	Factor																																																																							
MHz	dBuV/m	dBuV/m	dB	dB/m	dB	dB	cm	deg																																																																						
1	5148.58	54.00	74.00	-20.00	42.03	36.11	8.53	32.67	278	93 PEAK																																																																				
Limit	Margin	Read	Ant	Cable	Preamp	APos	TPos	Remark																																																																						
Freq	Level	Line	(dB)	Level	Factor	Loss	Factor																																																																							
MHz	dBuV/m	dBuV/m	dB	dB/m	dB	dB	cm	deg																																																																						
1	5190.00	95.80	-----	-----	83.76	36.08	8.62	32.66	278	93 PEAK																																																																				
Avg	<table border="1"> <thead> <tr> <th>Limit</th> <th>Margin</th> <th>Read</th> <th>Ant</th> <th>Cable</th> <th>Preamp</th> <th>APos</th> <th>TPos</th> <th>Remark</th> </tr> <tr> <th>Freq</th> <th>Level</th> <th>Line</th> <th>(dB)</th> <th>Level</th> <th>Factor</th> <th>Loss</th> <th>Factor</th> <th></th> </tr> <tr> <th>MHz</th> <th>dBuV/m</th> <th>dBuV/m</th> <th>dB</th> <th>dB/m</th> <th>dB</th> <th>dB</th> <th>cm</th> <th>deg</th> </tr> </thead> <tbody> <tr> <td>1</td> <td>5149.91</td> <td>46.02</td> <td>54.00</td> <td>-7.98</td> <td>34.04</td> <td>36.11</td> <td>8.54</td> <td>32.67</td> <td>278</td> <td>93 AVERAGE</td> </tr> </tbody> </table>	Limit	Margin	Read	Ant	Cable	Preamp	APos	TPos	Remark	Freq	Level	Line	(dB)	Level	Factor	Loss	Factor		MHz	dBuV/m	dBuV/m	dB	dB/m	dB	dB	cm	deg	1	5149.91	46.02	54.00	-7.98	34.04	36.11	8.54	32.67	278	93 AVERAGE	<table border="1"> <thead> <tr> <th>Limit</th> <th>Margin</th> <th>Read</th> <th>Ant</th> <th>Cable</th> <th>Preamp</th> <th>APos</th> <th>TPos</th> <th>Remark</th> </tr> <tr> <th>Freq</th> <th>Level</th> <th>Line</th> <th>(dB)</th> <th>Level</th> <th>Factor</th> <th>Loss</th> <th>Factor</th> <th></th> </tr> <tr> <th>MHz</th> <th>dBuV/m</th> <th>dBuV/m</th> <th>dB</th> <th>dB/m</th> <th>dB</th> <th>dB</th> <th>cm</th> <th>deg</th> </tr> </thead> <tbody> <tr> <td>1</td> <td>5190.00</td> <td>88.87</td> <td>-----</td> <td>-----</td> <td>76.83</td> <td>36.08</td> <td>8.62</td> <td>32.66</td> <td>278</td> <td>93 AVERAGE</td> </tr> </tbody> </table>	Limit	Margin	Read	Ant	Cable	Preamp	APos	TPos	Remark	Freq	Level	Line	(dB)	Level	Factor	Loss	Factor		MHz	dBuV/m	dBuV/m	dB	dB/m	dB	dB	cm	deg	1	5190.00	88.87	-----	-----	76.83	36.08	8.62	32.66	278	93 AVERAGE
Limit	Margin	Read	Ant	Cable	Preamp	APos	TPos	Remark																																																																						
Freq	Level	Line	(dB)	Level	Factor	Loss	Factor																																																																							
MHz	dBuV/m	dBuV/m	dB	dB/m	dB	dB	cm	deg																																																																						
1	5149.91	46.02	54.00	-7.98	34.04	36.11	8.54	32.67	278	93 AVERAGE																																																																				
Limit	Margin	Read	Ant	Cable	Preamp	APos	TPos	Remark																																																																						
Freq	Level	Line	(dB)	Level	Factor	Loss	Factor																																																																							
MHz	dBuV/m	dBuV/m	dB	dB/m	dB	dB	cm	deg																																																																						
1	5190.00	88.87	-----	-----	76.83	36.08	8.62	32.66	278	93 AVERAGE																																																																				



Mode	19																																									
	Band Edge - R																																									
	U-NII-1_5.15-5.25_802.11n HT40_CH38_5190MHz																																									
ANT	3																																									
Pol.	Horizontal	Fundamental																																								
Peak	<table border="1"> <thead> <tr> <th>Limit</th> <th>Margin</th> <th>Read</th> <th>Ant</th> <th>Cable</th> <th>Preamp</th> <th>APos</th> <th>TPos</th> <th>Remark</th> </tr> <tr> <th>Freq</th> <th>Level</th> <th>Line</th> <th>(dB)</th> <th>Level</th> <th>Factor</th> <th>Loss</th> <th>Factor</th> <th></th> </tr> <tr> <th>MHz</th> <th>dBuV/m</th> <th>dBuV/m</th> <th>dB</th> <th>dBuV</th> <th>dB/m</th> <th>dB</th> <th>dB</th> <th>cm</th> <th>deg</th> </tr> </thead> <tbody> <tr> <td>1</td> <td>5431.11</td> <td>50.81</td> <td>74.00</td> <td>-23.19</td> <td>37.81</td> <td>35.94</td> <td>9.67</td> <td>32.61</td> <td>278</td> <td>93</td> <td>PEAK</td> </tr> </tbody> </table>	Limit	Margin	Read	Ant	Cable	Preamp	APos	TPos	Remark	Freq	Level	Line	(dB)	Level	Factor	Loss	Factor		MHz	dBuV/m	dBuV/m	dB	dBuV	dB/m	dB	dB	cm	deg	1	5431.11	50.81	74.00	-23.19	37.81	35.94	9.67	32.61	278	93	PEAK	Blank
Limit	Margin	Read	Ant	Cable	Preamp	APos	TPos	Remark																																		
Freq	Level	Line	(dB)	Level	Factor	Loss	Factor																																			
MHz	dBuV/m	dBuV/m	dB	dBuV	dB/m	dB	dB	cm	deg																																	
1	5431.11	50.81	74.00	-23.19	37.81	35.94	9.67	32.61	278	93	PEAK																															
Avg	<table border="1"> <thead> <tr> <th>Limit</th> <th>Margin</th> <th>Read</th> <th>Ant</th> <th>Cable</th> <th>Preamp</th> <th>APos</th> <th>TPos</th> <th>Remark</th> </tr> <tr> <th>Freq</th> <th>Level</th> <th>Line</th> <th>(dB)</th> <th>Level</th> <th>Factor</th> <th>Loss</th> <th>Factor</th> <th></th> </tr> <tr> <th>MHz</th> <th>dBuV/m</th> <th>dBuV/m</th> <th>dB</th> <th>dBuV</th> <th>dB/m</th> <th>dB</th> <th>dB</th> <th>cm</th> <th>deg</th> </tr> </thead> <tbody> <tr> <td>1</td> <td>5450.55</td> <td>42.29</td> <td>54.00</td> <td>-11.71</td> <td>29.29</td> <td>35.93</td> <td>9.68</td> <td>32.61</td> <td>278</td> <td>93</td> <td>AVERAGE</td> </tr> </tbody> </table>	Limit	Margin	Read	Ant	Cable	Preamp	APos	TPos	Remark	Freq	Level	Line	(dB)	Level	Factor	Loss	Factor		MHz	dBuV/m	dBuV/m	dB	dBuV	dB/m	dB	dB	cm	deg	1	5450.55	42.29	54.00	-11.71	29.29	35.93	9.68	32.61	278	93	AVERAGE	Blank
Limit	Margin	Read	Ant	Cable	Preamp	APos	TPos	Remark																																		
Freq	Level	Line	(dB)	Level	Factor	Loss	Factor																																			
MHz	dBuV/m	dBuV/m	dB	dBuV	dB/m	dB	dB	cm	deg																																	
1	5450.55	42.29	54.00	-11.71	29.29	35.93	9.68	32.61	278	93	AVERAGE																															



Mode	19																																																																																	
	Band Edge - L																																																																																	
	U-NII-1_5.15-5.25_802.11n HT40_CH38_5190MHz																																																																																	
ANT	3																																																																																	
Pol.	Vertical	Fundamental																																																																																
Peak	 <p>Date: 2024-08-13</p> <table border="1"> <thead> <tr> <th>Limit</th> <th>Margin</th> <th>Read</th> <th>Ant</th> <th>Cable</th> <th>Preamp</th> <th>APos</th> <th>TPos</th> <th>Remark</th> </tr> <tr> <th>Freq</th> <th>Level</th> <th>Line</th> <th>(dB)</th> <th>Level</th> <th>Factor</th> <th>Loss</th> <th>Factor</th> <th></th> </tr> <tr> <th>MHz</th> <th>dBuV/m</th> <th>dBuV/m</th> <th>dB</th> <th>dBuV</th> <th>dB/m</th> <th>dB</th> <th>dB</th> <th>cm</th> <th>deg</th> </tr> </thead> <tbody> <tr> <td>1</td> <td>5148.96</td> <td>59.33</td> <td>74.00</td> <td>-14.67</td> <td>47.36</td> <td>36.11</td> <td>8.53</td> <td>32.67</td> <td>121</td> <td>109</td> <td>PEAK</td> </tr> </tbody> </table>	Limit	Margin	Read	Ant	Cable	Preamp	APos	TPos	Remark	Freq	Level	Line	(dB)	Level	Factor	Loss	Factor		MHz	dBuV/m	dBuV/m	dB	dBuV	dB/m	dB	dB	cm	deg	1	5148.96	59.33	74.00	-14.67	47.36	36.11	8.53	32.67	121	109	PEAK	 <p>Date: 2024-08-13</p> <table border="1"> <thead> <tr> <th>Limit</th> <th>Margin</th> <th>Read</th> <th>Ant</th> <th>Cable</th> <th>Preamp</th> <th>APos</th> <th>TPos</th> <th>Remark</th> </tr> <tr> <th>Freq</th> <th>Level</th> <th>Line</th> <th>(dB)</th> <th>Level</th> <th>Factor</th> <th>Loss</th> <th>Factor</th> <th></th> </tr> <tr> <th>MHz</th> <th>dBuV/m</th> <th>dBuV/m</th> <th>dB</th> <th>dBuV</th> <th>dB/m</th> <th>dB</th> <th>dB</th> <th>cm</th> <th>deg</th> </tr> </thead> <tbody> <tr> <td>1</td> <td>5190.00</td> <td>102.61</td> <td>-----</td> <td>-----</td> <td>90.56</td> <td>36.08</td> <td>8.63</td> <td>32.66</td> <td>121</td> <td>109</td> <td>PEAK</td> </tr> </tbody> </table>	Limit	Margin	Read	Ant	Cable	Preamp	APos	TPos	Remark	Freq	Level	Line	(dB)	Level	Factor	Loss	Factor		MHz	dBuV/m	dBuV/m	dB	dBuV	dB/m	dB	dB	cm	deg	1	5190.00	102.61	-----	-----	90.56	36.08	8.63	32.66	121	109	PEAK
	Limit	Margin	Read	Ant	Cable	Preamp	APos	TPos	Remark																																																																									
Freq	Level	Line	(dB)	Level	Factor	Loss	Factor																																																																											
MHz	dBuV/m	dBuV/m	dB	dBuV	dB/m	dB	dB	cm	deg																																																																									
1	5148.96	59.33	74.00	-14.67	47.36	36.11	8.53	32.67	121	109	PEAK																																																																							
Limit	Margin	Read	Ant	Cable	Preamp	APos	TPos	Remark																																																																										
Freq	Level	Line	(dB)	Level	Factor	Loss	Factor																																																																											
MHz	dBuV/m	dBuV/m	dB	dBuV	dB/m	dB	dB	cm	deg																																																																									
1	5190.00	102.61	-----	-----	90.56	36.08	8.63	32.66	121	109	PEAK																																																																							
Avg	 <p>Date: 2024-08-13</p> <table border="1"> <thead> <tr> <th>Limit</th> <th>Margin</th> <th>Read</th> <th>Ant</th> <th>Cable</th> <th>Preamp</th> <th>APos</th> <th>TPos</th> <th>Remark</th> </tr> <tr> <th>Freq</th> <th>Level</th> <th>Line</th> <th>(dB)</th> <th>Level</th> <th>Factor</th> <th>Loss</th> <th>Factor</th> <th></th> </tr> <tr> <th>MHz</th> <th>dBuV/m</th> <th>dBuV/m</th> <th>dB</th> <th>dBuV</th> <th>dB/m</th> <th>dB</th> <th>dB</th> <th>cm</th> <th>deg</th> </tr> </thead> <tbody> <tr> <td>1</td> <td>5149.53</td> <td>50.23</td> <td>54.00</td> <td>-3.77</td> <td>38.26</td> <td>36.11</td> <td>8.53</td> <td>32.67</td> <td>121</td> <td>109</td> <td>AVERAGE</td> </tr> </tbody> </table>	Limit	Margin	Read	Ant	Cable	Preamp	APos	TPos	Remark	Freq	Level	Line	(dB)	Level	Factor	Loss	Factor		MHz	dBuV/m	dBuV/m	dB	dBuV	dB/m	dB	dB	cm	deg	1	5149.53	50.23	54.00	-3.77	38.26	36.11	8.53	32.67	121	109	AVERAGE	 <p>Date: 2024-08-13</p> <table border="1"> <thead> <tr> <th>Limit</th> <th>Margin</th> <th>Read</th> <th>Ant</th> <th>Cable</th> <th>Preamp</th> <th>APos</th> <th>TPos</th> <th>Remark</th> </tr> <tr> <th>Freq</th> <th>Level</th> <th>Line</th> <th>(dB)</th> <th>Level</th> <th>Factor</th> <th>Loss</th> <th>Factor</th> <th></th> </tr> <tr> <th>MHz</th> <th>dBuV/m</th> <th>dBuV/m</th> <th>dB</th> <th>dBuV</th> <th>dB/m</th> <th>dB</th> <th>dB</th> <th>cm</th> <th>deg</th> </tr> </thead> <tbody> <tr> <td>1</td> <td>5190.00</td> <td>95.29</td> <td>-----</td> <td>-----</td> <td>83.25</td> <td>36.08</td> <td>8.62</td> <td>32.66</td> <td>121</td> <td>109</td> <td>AVERAGE</td> </tr> </tbody> </table>	Limit	Margin	Read	Ant	Cable	Preamp	APos	TPos	Remark	Freq	Level	Line	(dB)	Level	Factor	Loss	Factor		MHz	dBuV/m	dBuV/m	dB	dBuV	dB/m	dB	dB	cm	deg	1	5190.00	95.29	-----	-----	83.25	36.08	8.62	32.66	121	109	AVERAGE
Limit	Margin	Read	Ant	Cable	Preamp	APos	TPos	Remark																																																																										
Freq	Level	Line	(dB)	Level	Factor	Loss	Factor																																																																											
MHz	dBuV/m	dBuV/m	dB	dBuV	dB/m	dB	dB	cm	deg																																																																									
1	5149.53	50.23	54.00	-3.77	38.26	36.11	8.53	32.67	121	109	AVERAGE																																																																							
Limit	Margin	Read	Ant	Cable	Preamp	APos	TPos	Remark																																																																										
Freq	Level	Line	(dB)	Level	Factor	Loss	Factor																																																																											
MHz	dBuV/m	dBuV/m	dB	dBuV	dB/m	dB	dB	cm	deg																																																																									
1	5190.00	95.29	-----	-----	83.25	36.08	8.62	32.66	121	109	AVERAGE																																																																							



Mode	19																																																	
	Band Edge - R																																																	
	U-NII-1_5.15-5.25_802.11n HT40_CH38_5190MHz																																																	
ANT	3																																																	
Pol.	Vertical	Fundamental																																																
Peak	<table border="1"> <thead> <tr> <th>Limit</th> <th>Margin</th> <th>Read</th> <th>Ant</th> <th>Cable</th> <th>Preamp</th> <th>APos</th> <th>TPos</th> </tr> <tr> <th>Freq</th> <th>Level</th> <th>Line</th> <th>(dB)</th> <th>Level</th> <th>Factor</th> <th>Loss</th> <th>Factor</th> </tr> <tr> <th>MHz</th> <th>dBuV/m</th> <th>dBuV/m</th> <th>dBuV</th> <th>dB/m</th> <th>dB</th> <th>dB</th> <th>cm</th> </tr> </thead> <tbody> <tr> <td>1 5370.36</td> <td>51.59</td> <td>74.00</td> <td>-22.41</td> <td>38.77</td> <td>35.98</td> <td>9.47</td> <td>32.63</td> </tr> <tr> <td></td> <td></td> <td></td> <td></td> <td></td> <td></td> <td>121</td> <td>109</td> </tr> <tr> <td></td> <td></td> <td></td> <td></td> <td></td> <td></td> <td></td> <td>PEAK</td> </tr> </tbody> </table>	Limit	Margin	Read	Ant	Cable	Preamp	APos	TPos	Freq	Level	Line	(dB)	Level	Factor	Loss	Factor	MHz	dBuV/m	dBuV/m	dBuV	dB/m	dB	dB	cm	1 5370.36	51.59	74.00	-22.41	38.77	35.98	9.47	32.63							121	109								PEAK	Blank
Limit	Margin	Read	Ant	Cable	Preamp	APos	TPos																																											
Freq	Level	Line	(dB)	Level	Factor	Loss	Factor																																											
MHz	dBuV/m	dBuV/m	dBuV	dB/m	dB	dB	cm																																											
1 5370.36	51.59	74.00	-22.41	38.77	35.98	9.47	32.63																																											
						121	109																																											
							PEAK																																											
Avg	<table border="1"> <thead> <tr> <th>Limit</th> <th>Margin</th> <th>Read</th> <th>Ant</th> <th>Cable</th> <th>Preamp</th> <th>APos</th> <th>TPos</th> </tr> <tr> <th>Freq</th> <th>Level</th> <th>Line</th> <th>(dB)</th> <th>Level</th> <th>Factor</th> <th>Loss</th> <th>Factor</th> </tr> <tr> <th>MHz</th> <th>dBuV/m</th> <th>dBuV/m</th> <th>dBuV</th> <th>dB/m</th> <th>dB</th> <th>dB</th> <th>cm</th> </tr> </thead> <tbody> <tr> <td>1 5456.49</td> <td>42.98</td> <td>54.00</td> <td>-11.02</td> <td>29.97</td> <td>35.93</td> <td>9.69</td> <td>32.61</td> </tr> <tr> <td></td> <td></td> <td></td> <td></td> <td></td> <td></td> <td>121</td> <td>109</td> </tr> <tr> <td></td> <td></td> <td></td> <td></td> <td></td> <td></td> <td></td> <td>AVERAGE</td> </tr> </tbody> </table>	Limit	Margin	Read	Ant	Cable	Preamp	APos	TPos	Freq	Level	Line	(dB)	Level	Factor	Loss	Factor	MHz	dBuV/m	dBuV/m	dBuV	dB/m	dB	dB	cm	1 5456.49	42.98	54.00	-11.02	29.97	35.93	9.69	32.61							121	109								AVERAGE	Blank
Limit	Margin	Read	Ant	Cable	Preamp	APos	TPos																																											
Freq	Level	Line	(dB)	Level	Factor	Loss	Factor																																											
MHz	dBuV/m	dBuV/m	dBuV	dB/m	dB	dB	cm																																											
1 5456.49	42.98	54.00	-11.02	29.97	35.93	9.69	32.61																																											
						121	109																																											
							AVERAGE																																											



Mode	20																																																																																	
	Band Edge - L																																																																																	
	U-NII-1_5.15-5.25_802.11n HT40_CH46_5230MHz																																																																																	
ANT	3																																																																																	
Pol.	Horizontal	Fundamental																																																																																
Peak	<p style="text-align: right;">Date: 2024-08-13</p> <table border="1"> <thead> <tr> <th>Limit</th> <th>Margin</th> <th>Read</th> <th>Ant</th> <th>Cable</th> <th>Preamp</th> <th>APos</th> <th>TPos</th> <th>Remark</th> </tr> <tr> <th>Freq</th> <th>Level</th> <th>Line</th> <th>(dB)</th> <th>Level</th> <th>Factor</th> <th>Loss</th> <th>Factor</th> <th></th> </tr> <tr> <th>MHz</th> <th>dBuV/m</th> <th>dBuV/m</th> <th>dB</th> <th>dBuV</th> <th>dB/m</th> <th>dB</th> <th>dB</th> <th>cm</th> <th>deg</th> </tr> </thead> <tbody> <tr> <td>1</td> <td>5143.29</td> <td>53.06</td> <td>74.00</td> <td>-20.94</td> <td>41.10</td> <td>36.11</td> <td>8.52</td> <td>32.67</td> <td>308</td> <td>93</td> <td>PEAK</td> </tr> </tbody> </table>	Limit	Margin	Read	Ant	Cable	Preamp	APos	TPos	Remark	Freq	Level	Line	(dB)	Level	Factor	Loss	Factor		MHz	dBuV/m	dBuV/m	dB	dBuV	dB/m	dB	dB	cm	deg	1	5143.29	53.06	74.00	-20.94	41.10	36.11	8.52	32.67	308	93	PEAK	<p style="text-align: right;">Date: 2024-08-13</p> <table border="1"> <thead> <tr> <th>Limit</th> <th>Margin</th> <th>Read</th> <th>Ant</th> <th>Cable</th> <th>Preamp</th> <th>APos</th> <th>TPos</th> <th>Remark</th> </tr> <tr> <th>Freq</th> <th>Level</th> <th>Line</th> <th>(dB)</th> <th>Level</th> <th>Factor</th> <th>Loss</th> <th>Factor</th> <th></th> </tr> <tr> <th>MHz</th> <th>dBuV/m</th> <th>dBuV/m</th> <th>dB</th> <th>dBuV</th> <th>dB/m</th> <th>dB</th> <th>dB</th> <th>cm</th> <th>deg</th> </tr> </thead> <tbody> <tr> <td>1</td> <td>5230.00</td> <td>101.80</td> <td>-----</td> <td>-----</td> <td>89.65</td> <td>36.06</td> <td>8.74</td> <td>32.65</td> <td>308</td> <td>93</td> <td>PEAK</td> </tr> </tbody> </table>	Limit	Margin	Read	Ant	Cable	Preamp	APos	TPos	Remark	Freq	Level	Line	(dB)	Level	Factor	Loss	Factor		MHz	dBuV/m	dBuV/m	dB	dBuV	dB/m	dB	dB	cm	deg	1	5230.00	101.80	-----	-----	89.65	36.06	8.74	32.65	308	93	PEAK
	Limit	Margin	Read	Ant	Cable	Preamp	APos	TPos	Remark																																																																									
Freq	Level	Line	(dB)	Level	Factor	Loss	Factor																																																																											
MHz	dBuV/m	dBuV/m	dB	dBuV	dB/m	dB	dB	cm	deg																																																																									
1	5143.29	53.06	74.00	-20.94	41.10	36.11	8.52	32.67	308	93	PEAK																																																																							
Limit	Margin	Read	Ant	Cable	Preamp	APos	TPos	Remark																																																																										
Freq	Level	Line	(dB)	Level	Factor	Loss	Factor																																																																											
MHz	dBuV/m	dBuV/m	dB	dBuV	dB/m	dB	dB	cm	deg																																																																									
1	5230.00	101.80	-----	-----	89.65	36.06	8.74	32.65	308	93	PEAK																																																																							
Avg	<p style="text-align: right;">Date: 2024-08-13</p> <table border="1"> <thead> <tr> <th>Limit</th> <th>Margin</th> <th>Read</th> <th>Ant</th> <th>Cable</th> <th>Preamp</th> <th>APos</th> <th>TPos</th> <th>Remark</th> </tr> <tr> <th>Freq</th> <th>Level</th> <th>Line</th> <th>(dB)</th> <th>Level</th> <th>Factor</th> <th>Loss</th> <th>Factor</th> <th></th> </tr> <tr> <th>MHz</th> <th>dBuV/m</th> <th>dBuV/m</th> <th>dB</th> <th>dBuV</th> <th>dB/m</th> <th>dB</th> <th>dB</th> <th>cm</th> <th>deg</th> </tr> </thead> <tbody> <tr> <td>1</td> <td>5149.73</td> <td>45.09</td> <td>54.00</td> <td>-8.91</td> <td>33.11</td> <td>36.11</td> <td>8.54</td> <td>32.67</td> <td>308</td> <td>93</td> <td>AVERAGE</td> </tr> </tbody> </table>	Limit	Margin	Read	Ant	Cable	Preamp	APos	TPos	Remark	Freq	Level	Line	(dB)	Level	Factor	Loss	Factor		MHz	dBuV/m	dBuV/m	dB	dBuV	dB/m	dB	dB	cm	deg	1	5149.73	45.09	54.00	-8.91	33.11	36.11	8.54	32.67	308	93	AVERAGE	<p style="text-align: right;">Date: 2024-08-13</p> <table border="1"> <thead> <tr> <th>Limit</th> <th>Margin</th> <th>Read</th> <th>Ant</th> <th>Cable</th> <th>Preamp</th> <th>APos</th> <th>TPos</th> <th>Remark</th> </tr> <tr> <th>Freq</th> <th>Level</th> <th>Line</th> <th>(dB)</th> <th>Level</th> <th>Factor</th> <th>Loss</th> <th>Factor</th> <th></th> </tr> <tr> <th>MHz</th> <th>dBuV/m</th> <th>dBuV/m</th> <th>dB</th> <th>dBuV</th> <th>dB/m</th> <th>dB</th> <th>dB</th> <th>cm</th> <th>deg</th> </tr> </thead> <tbody> <tr> <td>1</td> <td>5230.00</td> <td>94.42</td> <td>-----</td> <td>-----</td> <td>82.27</td> <td>36.06</td> <td>8.74</td> <td>32.65</td> <td>308</td> <td>93</td> <td>AVERAGE</td> </tr> </tbody> </table>	Limit	Margin	Read	Ant	Cable	Preamp	APos	TPos	Remark	Freq	Level	Line	(dB)	Level	Factor	Loss	Factor		MHz	dBuV/m	dBuV/m	dB	dBuV	dB/m	dB	dB	cm	deg	1	5230.00	94.42	-----	-----	82.27	36.06	8.74	32.65	308	93	AVERAGE
Limit	Margin	Read	Ant	Cable	Preamp	APos	TPos	Remark																																																																										
Freq	Level	Line	(dB)	Level	Factor	Loss	Factor																																																																											
MHz	dBuV/m	dBuV/m	dB	dBuV	dB/m	dB	dB	cm	deg																																																																									
1	5149.73	45.09	54.00	-8.91	33.11	36.11	8.54	32.67	308	93	AVERAGE																																																																							
Limit	Margin	Read	Ant	Cable	Preamp	APos	TPos	Remark																																																																										
Freq	Level	Line	(dB)	Level	Factor	Loss	Factor																																																																											
MHz	dBuV/m	dBuV/m	dB	dBuV	dB/m	dB	dB	cm	deg																																																																									
1	5230.00	94.42	-----	-----	82.27	36.06	8.74	32.65	308	93	AVERAGE																																																																							



Mode	20																																									
	Band Edge - R																																									
	U-NII-1_5.15-5.25_802.11n HT40_CH46_5230MHz																																									
ANT	3																																									
Pol.	Horizontal	Fundamental																																								
Peak	<p>Date: 2024-08-13</p> <table border="1"> <thead> <tr> <th>Limit</th> <th>Margin</th> <th>Read</th> <th>Ant</th> <th>Cable</th> <th>Preamp</th> <th>APos</th> <th>TPos</th> <th>Remark</th> </tr> <tr> <th>Freq</th> <th>Level</th> <th>Line</th> <th>(dB)</th> <th>Level</th> <th>Factor</th> <th>Loss</th> <th>Factor</th> <th></th> </tr> <tr> <th>MHz</th> <th>dBuV/m</th> <th>dBuV/m</th> <th>dB</th> <th>dBuV</th> <th>dB/m</th> <th>dB</th> <th>dB</th> <th>cm</th> <th>deg</th> </tr> </thead> <tbody> <tr> <td>1</td> <td>5386.86</td> <td>50.98</td> <td>74.00</td> <td>-23.02</td> <td>38.07</td> <td>35.97</td> <td>9.56</td> <td>32.62</td> <td>308</td> <td>93</td> <td>PEAK</td> </tr> </tbody> </table>	Limit	Margin	Read	Ant	Cable	Preamp	APos	TPos	Remark	Freq	Level	Line	(dB)	Level	Factor	Loss	Factor		MHz	dBuV/m	dBuV/m	dB	dBuV	dB/m	dB	dB	cm	deg	1	5386.86	50.98	74.00	-23.02	38.07	35.97	9.56	32.62	308	93	PEAK	Blank
Limit	Margin	Read	Ant	Cable	Preamp	APos	TPos	Remark																																		
Freq	Level	Line	(dB)	Level	Factor	Loss	Factor																																			
MHz	dBuV/m	dBuV/m	dB	dBuV	dB/m	dB	dB	cm	deg																																	
1	5386.86	50.98	74.00	-23.02	38.07	35.97	9.56	32.62	308	93	PEAK																															
Avg	<p>Date: 2024-08-13</p> <table border="1"> <thead> <tr> <th>Limit</th> <th>Margin</th> <th>Read</th> <th>Ant</th> <th>Cable</th> <th>Preamp</th> <th>APos</th> <th>TPos</th> <th>Remark</th> </tr> <tr> <th>Freq</th> <th>Level</th> <th>Line</th> <th>(dB)</th> <th>Level</th> <th>Factor</th> <th>Loss</th> <th>Factor</th> <th></th> </tr> <tr> <th>MHz</th> <th>dBuV/m</th> <th>dBuV/m</th> <th>dB</th> <th>dBuV</th> <th>dB/m</th> <th>dB</th> <th>dB</th> <th>cm</th> <th>deg</th> </tr> </thead> <tbody> <tr> <td>1</td> <td>5452.87</td> <td>42.40</td> <td>54.00</td> <td>-11.60</td> <td>29.40</td> <td>35.93</td> <td>9.68</td> <td>32.61</td> <td>308</td> <td>93</td> <td>AVERAGE</td> </tr> </tbody> </table>	Limit	Margin	Read	Ant	Cable	Preamp	APos	TPos	Remark	Freq	Level	Line	(dB)	Level	Factor	Loss	Factor		MHz	dBuV/m	dBuV/m	dB	dBuV	dB/m	dB	dB	cm	deg	1	5452.87	42.40	54.00	-11.60	29.40	35.93	9.68	32.61	308	93	AVERAGE	Blank
Limit	Margin	Read	Ant	Cable	Preamp	APos	TPos	Remark																																		
Freq	Level	Line	(dB)	Level	Factor	Loss	Factor																																			
MHz	dBuV/m	dBuV/m	dB	dBuV	dB/m	dB	dB	cm	deg																																	
1	5452.87	42.40	54.00	-11.60	29.40	35.93	9.68	32.61	308	93	AVERAGE																															



Mode	20																																																									
	Band Edge - L																																																									
	U-NII-1_5.15-5.25_802.11n HT40_CH46_5230MHz																																																									
ANT	3																																																									
Pol.	Vertical	Fundamental																																																								
Peak	<table border="1"> <thead> <tr> <th>Limit Margin</th> <th>Read</th> <th>Ant</th> <th>Cable</th> <th>Preamp</th> <th>APos</th> <th>TPos</th> </tr> <tr> <th>Freq Level Line (dB)</th> <th>Level Factor</th> <th>Loss Factor</th> <th></th> <th></th> <th></th> <th></th> </tr> <tr> <th>MHz dBuV/m dBuV/m</th> <th>dBuV</th> <th>dB/m</th> <th>dB</th> <th>dB</th> <th>cm</th> <th>deg</th> </tr> </thead> <tbody> <tr> <td>1 5148.81 56.61 74.00 -17.39</td> <td>44.64</td> <td>36.11</td> <td>8.53</td> <td>32.67</td> <td>103</td> <td>108 PEAK</td> </tr> </tbody> </table>	Limit Margin	Read	Ant	Cable	Preamp	APos	TPos	Freq Level Line (dB)	Level Factor	Loss Factor					MHz dBuV/m dBuV/m	dBuV	dB/m	dB	dB	cm	deg	1 5148.81 56.61 74.00 -17.39	44.64	36.11	8.53	32.67	103	108 PEAK	<table border="1"> <thead> <tr> <th>Limit Margin</th> <th>Read</th> <th>Ant</th> <th>Cable</th> <th>Preamp</th> <th>APos</th> <th>TPos</th> </tr> <tr> <th>Freq Level Line (dB)</th> <th>Level Factor</th> <th>Loss Factor</th> <th></th> <th></th> <th></th> <th></th> </tr> <tr> <th>MHz dBuV/m dBuV/m</th> <th>dBuV</th> <th>dB/m</th> <th>dB</th> <th>dB</th> <th>cm</th> <th>deg</th> </tr> </thead> <tbody> <tr> <td>1 5230.00 109.33</td> <td>97.18</td> <td>36.06</td> <td>8.74</td> <td>32.65</td> <td>103</td> <td>108 PEAK</td> </tr> </tbody> </table>	Limit Margin	Read	Ant	Cable	Preamp	APos	TPos	Freq Level Line (dB)	Level Factor	Loss Factor					MHz dBuV/m dBuV/m	dBuV	dB/m	dB	dB	cm	deg	1 5230.00 109.33	97.18	36.06	8.74	32.65	103	108 PEAK
	Limit Margin	Read	Ant	Cable	Preamp	APos	TPos																																																			
Freq Level Line (dB)	Level Factor	Loss Factor																																																								
MHz dBuV/m dBuV/m	dBuV	dB/m	dB	dB	cm	deg																																																				
1 5148.81 56.61 74.00 -17.39	44.64	36.11	8.53	32.67	103	108 PEAK																																																				
Limit Margin	Read	Ant	Cable	Preamp	APos	TPos																																																				
Freq Level Line (dB)	Level Factor	Loss Factor																																																								
MHz dBuV/m dBuV/m	dBuV	dB/m	dB	dB	cm	deg																																																				
1 5230.00 109.33	97.18	36.06	8.74	32.65	103	108 PEAK																																																				
Avg	<table border="1"> <thead> <tr> <th>Limit Margin</th> <th>Read</th> <th>Ant</th> <th>Cable</th> <th>Preamp</th> <th>APos</th> <th>TPos</th> </tr> <tr> <th>Freq Level Line (dB)</th> <th>Level Factor</th> <th>Loss Factor</th> <th></th> <th></th> <th></th> <th></th> </tr> <tr> <th>MHz dBuV/m dBuV/m</th> <th>dBuV</th> <th>dB/m</th> <th>dB</th> <th>dB</th> <th>cm</th> <th>deg</th> </tr> </thead> <tbody> <tr> <td>1 5149.04 48.45 54.00 -5.55</td> <td>36.48</td> <td>36.11</td> <td>8.53</td> <td>32.67</td> <td>103</td> <td>108 AVERAGE</td> </tr> </tbody> </table>	Limit Margin	Read	Ant	Cable	Preamp	APos	TPos	Freq Level Line (dB)	Level Factor	Loss Factor					MHz dBuV/m dBuV/m	dBuV	dB/m	dB	dB	cm	deg	1 5149.04 48.45 54.00 -5.55	36.48	36.11	8.53	32.67	103	108 AVERAGE	<table border="1"> <thead> <tr> <th>Limit Margin</th> <th>Read</th> <th>Ant</th> <th>Cable</th> <th>Preamp</th> <th>APos</th> <th>TPos</th> </tr> <tr> <th>Freq Level Line (dB)</th> <th>Level Factor</th> <th>Loss Factor</th> <th></th> <th></th> <th></th> <th></th> </tr> <tr> <th>MHz dBuV/m dBuV/m</th> <th>dBuV</th> <th>dB/m</th> <th>dB</th> <th>dB</th> <th>cm</th> <th>deg</th> </tr> </thead> <tbody> <tr> <td>1 5230.00 101.67</td> <td>89.52</td> <td>36.06</td> <td>8.74</td> <td>32.65</td> <td>103</td> <td>108 AVERAGE</td> </tr> </tbody> </table>	Limit Margin	Read	Ant	Cable	Preamp	APos	TPos	Freq Level Line (dB)	Level Factor	Loss Factor					MHz dBuV/m dBuV/m	dBuV	dB/m	dB	dB	cm	deg	1 5230.00 101.67	89.52	36.06	8.74	32.65	103	108 AVERAGE
Limit Margin	Read	Ant	Cable	Preamp	APos	TPos																																																				
Freq Level Line (dB)	Level Factor	Loss Factor																																																								
MHz dBuV/m dBuV/m	dBuV	dB/m	dB	dB	cm	deg																																																				
1 5149.04 48.45 54.00 -5.55	36.48	36.11	8.53	32.67	103	108 AVERAGE																																																				
Limit Margin	Read	Ant	Cable	Preamp	APos	TPos																																																				
Freq Level Line (dB)	Level Factor	Loss Factor																																																								
MHz dBuV/m dBuV/m	dBuV	dB/m	dB	dB	cm	deg																																																				
1 5230.00 101.67	89.52	36.06	8.74	32.65	103	108 AVERAGE																																																				



Mode	20																																								
	Band Edge - R																																								
	U-NII-1_5.15-5.25_802.11n HT40_CH46_5230MHz																																								
ANT	3																																								
Pol.	Vertical	Fundamental																																							
Peak	<p>Date: 2024-08-13</p> <table border="1"> <thead> <tr> <th>Limit</th> <th>Margin</th> <th>Read</th> <th>Ant</th> <th>Cable</th> <th>Preamp</th> <th>APos</th> <th>TPos</th> <th>Remark</th> </tr> <tr> <th>Freq</th> <th>Level</th> <th>Line</th> <th>(dB)</th> <th>Level</th> <th>Factor</th> <th>Loss</th> <th>Factor</th> <th></th> </tr> <tr> <th>MHz</th> <th>dBuV/m</th> <th>dBuV/m</th> <th>dBuV</th> <th>dB/m</th> <th>dB</th> <th>dB</th> <th>cm</th> <th>deg</th> </tr> </thead> <tbody> <tr> <td>1</td> <td>5398.59</td> <td>52.00</td> <td>74.00</td> <td>-22.00</td> <td>39.04</td> <td>35.96</td> <td>9.62</td> <td>32.62</td> <td>103</td> <td>108</td> <td>PEAK</td> </tr> </tbody> </table>	Limit	Margin	Read	Ant	Cable	Preamp	APos	TPos	Remark	Freq	Level	Line	(dB)	Level	Factor	Loss	Factor		MHz	dBuV/m	dBuV/m	dBuV	dB/m	dB	dB	cm	deg	1	5398.59	52.00	74.00	-22.00	39.04	35.96	9.62	32.62	103	108	PEAK	Blank
Limit	Margin	Read	Ant	Cable	Preamp	APos	TPos	Remark																																	
Freq	Level	Line	(dB)	Level	Factor	Loss	Factor																																		
MHz	dBuV/m	dBuV/m	dBuV	dB/m	dB	dB	cm	deg																																	
1	5398.59	52.00	74.00	-22.00	39.04	35.96	9.62	32.62	103	108	PEAK																														
Avg	<p>Date: 2024-08-13</p> <table border="1"> <thead> <tr> <th>Limit</th> <th>Margin</th> <th>Read</th> <th>Ant</th> <th>Cable</th> <th>Preamp</th> <th>APos</th> <th>TPos</th> <th>Remark</th> </tr> <tr> <th>Freq</th> <th>Level</th> <th>Line</th> <th>(dB)</th> <th>Level</th> <th>Factor</th> <th>Loss</th> <th>Factor</th> <th></th> </tr> <tr> <th>MHz</th> <th>dBuV/m</th> <th>dBuV/m</th> <th>dBuV</th> <th>dB/m</th> <th>dB</th> <th>dB</th> <th>cm</th> <th>deg</th> </tr> </thead> <tbody> <tr> <td>1</td> <td>5350.06</td> <td>44.34</td> <td>54.00</td> <td>-9.66</td> <td>31.61</td> <td>35.99</td> <td>9.37</td> <td>32.63</td> <td>103</td> <td>108</td> <td>AVERAGE</td> </tr> </tbody> </table>	Limit	Margin	Read	Ant	Cable	Preamp	APos	TPos	Remark	Freq	Level	Line	(dB)	Level	Factor	Loss	Factor		MHz	dBuV/m	dBuV/m	dBuV	dB/m	dB	dB	cm	deg	1	5350.06	44.34	54.00	-9.66	31.61	35.99	9.37	32.63	103	108	AVERAGE	Blank
Limit	Margin	Read	Ant	Cable	Preamp	APos	TPos	Remark																																	
Freq	Level	Line	(dB)	Level	Factor	Loss	Factor																																		
MHz	dBuV/m	dBuV/m	dBuV	dB/m	dB	dB	cm	deg																																	
1	5350.06	44.34	54.00	-9.66	31.61	35.99	9.37	32.63	103	108	AVERAGE																														



Mode	21																																																									
	Band Edge - L																																																									
	U-NII-2A_5.25-5.35_802.11n HT40_CH54_5270MHz																																																									
ANT	3																																																									
Pol.	Horizontal	Fundamental																																																								
Peak	<table border="1"> <thead> <tr> <th>Limit Margin</th> <th>Read</th> <th>Ant</th> <th>Cable</th> <th>Preamp</th> <th>APos</th> <th>TPos</th> </tr> <tr> <th>Freq Level Line (dB)</th> <th>Level Factor</th> <th>Loss Factor</th> <th></th> <th></th> <th></th> <th></th> </tr> <tr> <th>MHz dBuV/m dBuV/m</th> <th>dBuV</th> <th>dB/m</th> <th>dB</th> <th>dB</th> <th>cm</th> <th>deg</th> </tr> </thead> <tbody> <tr> <td>1 5005.13 51.74 74.00 -22.26</td> <td>39.91</td> <td>36.20</td> <td>8.33</td> <td>32.70</td> <td>400</td> <td>213 PEAK</td> </tr> </tbody> </table>	Limit Margin	Read	Ant	Cable	Preamp	APos	TPos	Freq Level Line (dB)	Level Factor	Loss Factor					MHz dBuV/m dBuV/m	dBuV	dB/m	dB	dB	cm	deg	1 5005.13 51.74 74.00 -22.26	39.91	36.20	8.33	32.70	400	213 PEAK	<table border="1"> <thead> <tr> <th>Limit Margin</th> <th>Read</th> <th>Ant</th> <th>Cable</th> <th>Preamp</th> <th>APos</th> <th>TPos</th> </tr> <tr> <th>Freq Level Line (dB)</th> <th>Level Factor</th> <th>Loss Factor</th> <th></th> <th></th> <th></th> <th></th> </tr> <tr> <th>MHz dBuV/m dBuV/m</th> <th>dBuV</th> <th>dB/m</th> <th>dB</th> <th>dB</th> <th>cm</th> <th>deg</th> </tr> </thead> <tbody> <tr> <td>1 5270.00 98.53 -</td> <td>86.12</td> <td>36.03</td> <td>9.02</td> <td>32.64</td> <td>400</td> <td>213 PEAK</td> </tr> </tbody> </table>	Limit Margin	Read	Ant	Cable	Preamp	APos	TPos	Freq Level Line (dB)	Level Factor	Loss Factor					MHz dBuV/m dBuV/m	dBuV	dB/m	dB	dB	cm	deg	1 5270.00 98.53 -	86.12	36.03	9.02	32.64	400	213 PEAK
	Limit Margin	Read	Ant	Cable	Preamp	APos	TPos																																																			
Freq Level Line (dB)	Level Factor	Loss Factor																																																								
MHz dBuV/m dBuV/m	dBuV	dB/m	dB	dB	cm	deg																																																				
1 5005.13 51.74 74.00 -22.26	39.91	36.20	8.33	32.70	400	213 PEAK																																																				
Limit Margin	Read	Ant	Cable	Preamp	APos	TPos																																																				
Freq Level Line (dB)	Level Factor	Loss Factor																																																								
MHz dBuV/m dBuV/m	dBuV	dB/m	dB	dB	cm	deg																																																				
1 5270.00 98.53 -	86.12	36.03	9.02	32.64	400	213 PEAK																																																				
Avg	<table border="1"> <thead> <tr> <th>Limit Margin</th> <th>Read</th> <th>Ant</th> <th>Cable</th> <th>Preamp</th> <th>APos</th> <th>TPos</th> </tr> <tr> <th>Freq Level Line (dB)</th> <th>Level Factor</th> <th>Loss Factor</th> <th></th> <th></th> <th></th> <th></th> </tr> <tr> <th>MHz dBuV/m dBuV/m</th> <th>dBuV</th> <th>dB/m</th> <th>dB</th> <th>dB</th> <th>cm</th> <th>deg</th> </tr> </thead> <tbody> <tr> <td>1 5063.45 43.01 54.00 -10.99</td> <td>31.16</td> <td>36.16</td> <td>8.38</td> <td>32.69</td> <td>400</td> <td>213 AVERAGE</td> </tr> </tbody> </table>	Limit Margin	Read	Ant	Cable	Preamp	APos	TPos	Freq Level Line (dB)	Level Factor	Loss Factor					MHz dBuV/m dBuV/m	dBuV	dB/m	dB	dB	cm	deg	1 5063.45 43.01 54.00 -10.99	31.16	36.16	8.38	32.69	400	213 AVERAGE	<table border="1"> <thead> <tr> <th>Limit Margin</th> <th>Read</th> <th>Ant</th> <th>Cable</th> <th>Preamp</th> <th>APos</th> <th>TPos</th> </tr> <tr> <th>Freq Level Line (dB)</th> <th>Level Factor</th> <th>Loss Factor</th> <th></th> <th></th> <th></th> <th></th> </tr> <tr> <th>MHz dBuV/m dBuV/m</th> <th>dBuV</th> <th>dB/m</th> <th>dB</th> <th>dB</th> <th>cm</th> <th>deg</th> </tr> </thead> <tbody> <tr> <td>1 5270.00 91.57 -</td> <td>79.16</td> <td>36.03</td> <td>9.02</td> <td>32.64</td> <td>400</td> <td>213 AVERAGE</td> </tr> </tbody> </table>	Limit Margin	Read	Ant	Cable	Preamp	APos	TPos	Freq Level Line (dB)	Level Factor	Loss Factor					MHz dBuV/m dBuV/m	dBuV	dB/m	dB	dB	cm	deg	1 5270.00 91.57 -	79.16	36.03	9.02	32.64	400	213 AVERAGE
Limit Margin	Read	Ant	Cable	Preamp	APos	TPos																																																				
Freq Level Line (dB)	Level Factor	Loss Factor																																																								
MHz dBuV/m dBuV/m	dBuV	dB/m	dB	dB	cm	deg																																																				
1 5063.45 43.01 54.00 -10.99	31.16	36.16	8.38	32.69	400	213 AVERAGE																																																				
Limit Margin	Read	Ant	Cable	Preamp	APos	TPos																																																				
Freq Level Line (dB)	Level Factor	Loss Factor																																																								
MHz dBuV/m dBuV/m	dBuV	dB/m	dB	dB	cm	deg																																																				
1 5270.00 91.57 -	79.16	36.03	9.02	32.64	400	213 AVERAGE																																																				



Mode	21																																									
	Band Edge - R																																									
	U-NII-2A_5.25-5.35_802.11n HT40_CH54_5270MHz																																									
ANT	3																																									
Pol.	Horizontal	Fundamental																																								
Peak	<p>Date: 2024-08-13</p> <table border="1"> <thead> <tr> <th>Limit</th> <th>Margin</th> <th>Read</th> <th>Ant</th> <th>Cable</th> <th>Preamp</th> <th>APos</th> <th>TPos</th> <th>Remark</th> </tr> <tr> <th>Freq</th> <th>Level</th> <th>Line</th> <th>(dB)</th> <th>Level</th> <th>Factor</th> <th>Loss</th> <th>Factor</th> <th></th> </tr> <tr> <th>MHz</th> <th>dBuV/m</th> <th>dBuV/m</th> <th>dB</th> <th>dBuV</th> <th>dB/m</th> <th>dB</th> <th>dB</th> <th>cm</th> <th>deg</th> </tr> </thead> <tbody> <tr> <td>1</td> <td>5351.32</td> <td>53.03</td> <td>74.00</td> <td>-20.97</td> <td>40.30</td> <td>35.99</td> <td>9.37</td> <td>32.63</td> <td>400</td> <td>213</td> <td>PEAK</td> </tr> </tbody> </table>	Limit	Margin	Read	Ant	Cable	Preamp	APos	TPos	Remark	Freq	Level	Line	(dB)	Level	Factor	Loss	Factor		MHz	dBuV/m	dBuV/m	dB	dBuV	dB/m	dB	dB	cm	deg	1	5351.32	53.03	74.00	-20.97	40.30	35.99	9.37	32.63	400	213	PEAK	Blank
Limit	Margin	Read	Ant	Cable	Preamp	APos	TPos	Remark																																		
Freq	Level	Line	(dB)	Level	Factor	Loss	Factor																																			
MHz	dBuV/m	dBuV/m	dB	dBuV	dB/m	dB	dB	cm	deg																																	
1	5351.32	53.03	74.00	-20.97	40.30	35.99	9.37	32.63	400	213	PEAK																															
Avg	<p>Date: 2024-08-13</p> <table border="1"> <thead> <tr> <th>Limit</th> <th>Margin</th> <th>Read</th> <th>Ant</th> <th>Cable</th> <th>Preamp</th> <th>APos</th> <th>TPos</th> <th>Remark</th> </tr> <tr> <th>Freq</th> <th>Level</th> <th>Line</th> <th>(dB)</th> <th>Level</th> <th>Factor</th> <th>Loss</th> <th>Factor</th> <th></th> </tr> <tr> <th>MHz</th> <th>dBuV/m</th> <th>dBuV/m</th> <th>dB</th> <th>dBuV</th> <th>dB/m</th> <th>dB</th> <th>dB</th> <th>cm</th> <th>deg</th> </tr> </thead> <tbody> <tr> <td>1</td> <td>5350.94</td> <td>45.80</td> <td>54.00</td> <td>-8.20</td> <td>33.07</td> <td>35.99</td> <td>9.37</td> <td>32.63</td> <td>400</td> <td>213</td> <td>AVERAGE</td> </tr> </tbody> </table>	Limit	Margin	Read	Ant	Cable	Preamp	APos	TPos	Remark	Freq	Level	Line	(dB)	Level	Factor	Loss	Factor		MHz	dBuV/m	dBuV/m	dB	dBuV	dB/m	dB	dB	cm	deg	1	5350.94	45.80	54.00	-8.20	33.07	35.99	9.37	32.63	400	213	AVERAGE	Blank
Limit	Margin	Read	Ant	Cable	Preamp	APos	TPos	Remark																																		
Freq	Level	Line	(dB)	Level	Factor	Loss	Factor																																			
MHz	dBuV/m	dBuV/m	dB	dBuV	dB/m	dB	dB	cm	deg																																	
1	5350.94	45.80	54.00	-8.20	33.07	35.99	9.37	32.63	400	213	AVERAGE																															



Mode	21																																											
	Band Edge - L																																											
	U-NII-2A_5.25-5.35_802.11n HT40_CH54_5270MHz																																											
ANT	3																																											
Pol.	Vertical	Fundamental																																										
Peak	<table border="1"> <thead> <tr> <th>Limit Margin</th> <th>Read</th> <th>Ant</th> <th>Cable</th> <th>Preamp</th> <th>APos</th> <th>TPos</th> </tr> <tr> <th>Freq Level Line (dB)</th> <th>Level Factor</th> <th>Loss Factor</th> <th></th> <th></th> <th>cm</th> <th>deg</th> </tr> </thead> <tbody> <tr> <td>1 5025.65 51.76 74.00 -22.24</td> <td>39.96</td> <td>36.18</td> <td>8.31</td> <td>32.69</td> <td>159</td> <td>103</td> </tr> </tbody> </table>	Limit Margin	Read	Ant	Cable	Preamp	APos	TPos	Freq Level Line (dB)	Level Factor	Loss Factor			cm	deg	1 5025.65 51.76 74.00 -22.24	39.96	36.18	8.31	32.69	159	103	<table border="1"> <thead> <tr> <th>Limit Margin</th> <th>Read</th> <th>Ant</th> <th>Cable</th> <th>Preamp</th> <th>APos</th> <th>TPos</th> </tr> <tr> <th>Freq Level Line (dB)</th> <th>Level Factor</th> <th>Loss Factor</th> <th></th> <th></th> <th>cm</th> <th>deg</th> </tr> </thead> <tbody> <tr> <td>1 5270.00 108.56</td> <td>96.21</td> <td>36.04</td> <td>8.96</td> <td>32.65</td> <td>159</td> <td>103</td> </tr> </tbody> </table>	Limit Margin	Read	Ant	Cable	Preamp	APos	TPos	Freq Level Line (dB)	Level Factor	Loss Factor			cm	deg	1 5270.00 108.56	96.21	36.04	8.96	32.65	159	103
	Limit Margin	Read	Ant	Cable	Preamp	APos	TPos																																					
Freq Level Line (dB)	Level Factor	Loss Factor			cm	deg																																						
1 5025.65 51.76 74.00 -22.24	39.96	36.18	8.31	32.69	159	103																																						
Limit Margin	Read	Ant	Cable	Preamp	APos	TPos																																						
Freq Level Line (dB)	Level Factor	Loss Factor			cm	deg																																						
1 5270.00 108.56	96.21	36.04	8.96	32.65	159	103																																						
Avg	<table border="1"> <thead> <tr> <th>Limit Margin</th> <th>Read</th> <th>Ant</th> <th>Cable</th> <th>Preamp</th> <th>APos</th> <th>TPos</th> </tr> <tr> <th>Freq Level Line (dB)</th> <th>Level Factor</th> <th>Loss Factor</th> <th></th> <th></th> <th>cm</th> <th>deg</th> </tr> </thead> <tbody> <tr> <td>1 5142.29 43.14 54.00 -10.86</td> <td>31.18</td> <td>36.11</td> <td>8.52</td> <td>32.67</td> <td>159</td> <td>103</td> </tr> </tbody> </table>	Limit Margin	Read	Ant	Cable	Preamp	APos	TPos	Freq Level Line (dB)	Level Factor	Loss Factor			cm	deg	1 5142.29 43.14 54.00 -10.86	31.18	36.11	8.52	32.67	159	103	<table border="1"> <thead> <tr> <th>Limit Margin</th> <th>Read</th> <th>Ant</th> <th>Cable</th> <th>Preamp</th> <th>APos</th> <th>TPos</th> </tr> <tr> <th>Freq Level Line (dB)</th> <th>Level Factor</th> <th>Loss Factor</th> <th></th> <th></th> <th>cm</th> <th>deg</th> </tr> </thead> <tbody> <tr> <td>1 5270.00 101.50</td> <td>89.15</td> <td>36.04</td> <td>8.96</td> <td>32.65</td> <td>159</td> <td>103</td> </tr> </tbody> </table>	Limit Margin	Read	Ant	Cable	Preamp	APos	TPos	Freq Level Line (dB)	Level Factor	Loss Factor			cm	deg	1 5270.00 101.50	89.15	36.04	8.96	32.65	159	103
Limit Margin	Read	Ant	Cable	Preamp	APos	TPos																																						
Freq Level Line (dB)	Level Factor	Loss Factor			cm	deg																																						
1 5142.29 43.14 54.00 -10.86	31.18	36.11	8.52	32.67	159	103																																						
Limit Margin	Read	Ant	Cable	Preamp	APos	TPos																																						
Freq Level Line (dB)	Level Factor	Loss Factor			cm	deg																																						
1 5270.00 101.50	89.15	36.04	8.96	32.65	159	103																																						



Mode	21																																								
	Band Edge - R																																								
	U-NII-2A_5.25-5.35_802.11n HT40_CH54_5270MHz																																								
ANT	3																																								
Pol.	Vertical	Fundamental																																							
Peak	<table border="1"> <thead> <tr> <th>Limit</th> <th>Margin</th> <th>Read</th> <th>Ant</th> <th>Cable</th> <th>Preamp</th> <th>APos</th> <th>TPos</th> <th>Remark</th> </tr> <tr> <th>Freq</th> <th>Level</th> <th>Line</th> <th>(dB)</th> <th>Level</th> <th>Factor</th> <th>Loss</th> <th>Factor</th> <th></th> </tr> <tr> <th>MHz</th> <th>dBuV/m</th> <th>dBuV/m</th> <th>dB</th> <th>dBuV</th> <th>dB/m</th> <th>dB</th> <th>dB</th> <th>cm</th> <th>deg</th> </tr> </thead> <tbody> <tr> <td>1</td> <td>5350.56</td> <td>58.16</td> <td>74.00</td> <td>-15.84</td> <td>45.43</td> <td>35.99</td> <td>9.37</td> <td>32.63</td> <td>159</td> <td>103 PEAK</td> </tr> </tbody> </table>	Limit	Margin	Read	Ant	Cable	Preamp	APos	TPos	Remark	Freq	Level	Line	(dB)	Level	Factor	Loss	Factor		MHz	dBuV/m	dBuV/m	dB	dBuV	dB/m	dB	dB	cm	deg	1	5350.56	58.16	74.00	-15.84	45.43	35.99	9.37	32.63	159	103 PEAK	Blank
Limit	Margin	Read	Ant	Cable	Preamp	APos	TPos	Remark																																	
Freq	Level	Line	(dB)	Level	Factor	Loss	Factor																																		
MHz	dBuV/m	dBuV/m	dB	dBuV	dB/m	dB	dB	cm	deg																																
1	5350.56	58.16	74.00	-15.84	45.43	35.99	9.37	32.63	159	103 PEAK																															
Avg	<table border="1"> <thead> <tr> <th>Limit</th> <th>Margin</th> <th>Read</th> <th>Ant</th> <th>Cable</th> <th>Preamp</th> <th>APos</th> <th>TPos</th> <th>Remark</th> </tr> <tr> <th>Freq</th> <th>Level</th> <th>Line</th> <th>(dB)</th> <th>Level</th> <th>Factor</th> <th>Loss</th> <th>Factor</th> <th></th> </tr> <tr> <th>MHz</th> <th>dBuV/m</th> <th>dBuV/m</th> <th>dB</th> <th>dBuV</th> <th>dB/m</th> <th>dB</th> <th>dB</th> <th>cm</th> <th>deg</th> </tr> </thead> <tbody> <tr> <td>1</td> <td>5356.07</td> <td>50.95</td> <td>54.00</td> <td>-3.05</td> <td>38.19</td> <td>35.99</td> <td>9.40</td> <td>32.63</td> <td>159</td> <td>103 AVERAGE</td> </tr> </tbody> </table>	Limit	Margin	Read	Ant	Cable	Preamp	APos	TPos	Remark	Freq	Level	Line	(dB)	Level	Factor	Loss	Factor		MHz	dBuV/m	dBuV/m	dB	dBuV	dB/m	dB	dB	cm	deg	1	5356.07	50.95	54.00	-3.05	38.19	35.99	9.40	32.63	159	103 AVERAGE	Blank
Limit	Margin	Read	Ant	Cable	Preamp	APos	TPos	Remark																																	
Freq	Level	Line	(dB)	Level	Factor	Loss	Factor																																		
MHz	dBuV/m	dBuV/m	dB	dBuV	dB/m	dB	dB	cm	deg																																
1	5356.07	50.95	54.00	-3.05	38.19	35.99	9.40	32.63	159	103 AVERAGE																															



Mode	22																																											
	Band Edge - L																																											
	U-NII-2A_5.25-5.35_802.11n HT40_CH62_5310MHz																																											
ANT	3																																											
Pol.	Horizontal	Fundamental																																										
Peak	<table border="1"> <thead> <tr> <th>Limit Margin</th> <th>Read</th> <th>Ant</th> <th>Cable</th> <th>Preamp</th> <th>APos</th> <th>TPos</th> </tr> <tr> <th>Freq Level Line (dB)</th> <th>Level Factor</th> <th>Loss Factor</th> <th></th> <th></th> <th>cm</th> <th>deg</th> </tr> </thead> <tbody> <tr> <td>1 5051.46 51.90 74.00 -22.10</td> <td>40.07</td> <td>36.17</td> <td>8.35</td> <td>32.69</td> <td>375</td> <td>214 PEAK</td> </tr> </tbody> </table>	Limit Margin	Read	Ant	Cable	Preamp	APos	TPos	Freq Level Line (dB)	Level Factor	Loss Factor			cm	deg	1 5051.46 51.90 74.00 -22.10	40.07	36.17	8.35	32.69	375	214 PEAK	<table border="1"> <thead> <tr> <th>Limit Margin</th> <th>Read</th> <th>Ant</th> <th>Cable</th> <th>Preamp</th> <th>APos</th> <th>TPos</th> </tr> <tr> <th>Freq Level Line (dB)</th> <th>Level Factor</th> <th>Loss Factor</th> <th></th> <th></th> <th>cm</th> <th>deg</th> </tr> </thead> <tbody> <tr> <td>1 5310.00 95.86</td> <td>83.31</td> <td>36.01</td> <td>9.18</td> <td>32.64</td> <td>375</td> <td>214 PEAK</td> </tr> </tbody> </table>	Limit Margin	Read	Ant	Cable	Preamp	APos	TPos	Freq Level Line (dB)	Level Factor	Loss Factor			cm	deg	1 5310.00 95.86	83.31	36.01	9.18	32.64	375	214 PEAK
	Limit Margin	Read	Ant	Cable	Preamp	APos	TPos																																					
Freq Level Line (dB)	Level Factor	Loss Factor			cm	deg																																						
1 5051.46 51.90 74.00 -22.10	40.07	36.17	8.35	32.69	375	214 PEAK																																						
Limit Margin	Read	Ant	Cable	Preamp	APos	TPos																																						
Freq Level Line (dB)	Level Factor	Loss Factor			cm	deg																																						
1 5310.00 95.86	83.31	36.01	9.18	32.64	375	214 PEAK																																						
Avg	<table border="1"> <thead> <tr> <th>Limit Margin</th> <th>Read</th> <th>Ant</th> <th>Cable</th> <th>Preamp</th> <th>APos</th> <th>TPos</th> </tr> <tr> <th>Freq Level Line (dB)</th> <th>Level Factor</th> <th>Loss Factor</th> <th></th> <th></th> <th>cm</th> <th>deg</th> </tr> </thead> <tbody> <tr> <td>1 5063.55 42.92 54.00 -11.08</td> <td>31.07</td> <td>36.16</td> <td>8.38</td> <td>32.69</td> <td>375</td> <td>214 AVERAGE</td> </tr> </tbody> </table>	Limit Margin	Read	Ant	Cable	Preamp	APos	TPos	Freq Level Line (dB)	Level Factor	Loss Factor			cm	deg	1 5063.55 42.92 54.00 -11.08	31.07	36.16	8.38	32.69	375	214 AVERAGE	<table border="1"> <thead> <tr> <th>Limit Margin</th> <th>Read</th> <th>Ant</th> <th>Cable</th> <th>Preamp</th> <th>APos</th> <th>TPos</th> </tr> <tr> <th>Freq Level Line (dB)</th> <th>Level Factor</th> <th>Loss Factor</th> <th></th> <th></th> <th>cm</th> <th>deg</th> </tr> </thead> <tbody> <tr> <td>1 5310.00 88.76</td> <td>76.23</td> <td>36.02</td> <td>9.15</td> <td>32.64</td> <td>375</td> <td>214 AVERAGE</td> </tr> </tbody> </table>	Limit Margin	Read	Ant	Cable	Preamp	APos	TPos	Freq Level Line (dB)	Level Factor	Loss Factor			cm	deg	1 5310.00 88.76	76.23	36.02	9.15	32.64	375	214 AVERAGE
Limit Margin	Read	Ant	Cable	Preamp	APos	TPos																																						
Freq Level Line (dB)	Level Factor	Loss Factor			cm	deg																																						
1 5063.55 42.92 54.00 -11.08	31.07	36.16	8.38	32.69	375	214 AVERAGE																																						
Limit Margin	Read	Ant	Cable	Preamp	APos	TPos																																						
Freq Level Line (dB)	Level Factor	Loss Factor			cm	deg																																						
1 5310.00 88.76	76.23	36.02	9.15	32.64	375	214 AVERAGE																																						



Mode	22																																							
	Band Edge - R																																							
	U-NII-2A_5.25-5.35_802.11n HT40_CH62_5310MHz																																							
ANT	3																																							
Pol.	Horizontal	Fundamental																																						
Peak	<p>Date: 2024-08-13</p> <table border="1"> <thead> <tr> <th>Limit</th> <th>Margin</th> <th>Read</th> <th>Ant</th> <th>Cable</th> <th>Preamp</th> <th>APos</th> <th>TPos</th> <th>Remark</th> </tr> <tr> <th>Freq</th> <th>Level</th> <th>Line</th> <th>(dB)</th> <th>Level</th> <th>Factor</th> <th>Loss</th> <th>Factor</th> <th></th> </tr> <tr> <th>MHz</th> <th>dBuV/m</th> <th>dBuV/m</th> <th>dB</th> <th>dBuV</th> <th>dB/m</th> <th>dB</th> <th>dB</th> <th>cm</th> <th>deg</th> </tr> </thead> <tbody> <tr> <td>1 5351.70</td> <td>53.86</td> <td>74.00</td> <td>-20.14</td> <td>41.13</td> <td>35.99</td> <td>9.37</td> <td>32.63</td> <td>375</td> <td>214 PEAK</td> </tr> </tbody> </table>	Limit	Margin	Read	Ant	Cable	Preamp	APos	TPos	Remark	Freq	Level	Line	(dB)	Level	Factor	Loss	Factor		MHz	dBuV/m	dBuV/m	dB	dBuV	dB/m	dB	dB	cm	deg	1 5351.70	53.86	74.00	-20.14	41.13	35.99	9.37	32.63	375	214 PEAK	Blank
Limit	Margin	Read	Ant	Cable	Preamp	APos	TPos	Remark																																
Freq	Level	Line	(dB)	Level	Factor	Loss	Factor																																	
MHz	dBuV/m	dBuV/m	dB	dBuV	dB/m	dB	dB	cm	deg																															
1 5351.70	53.86	74.00	-20.14	41.13	35.99	9.37	32.63	375	214 PEAK																															
Avg	<p>Date: 2024-08-13</p> <table border="1"> <thead> <tr> <th>Limit</th> <th>Margin</th> <th>Read</th> <th>Ant</th> <th>Cable</th> <th>Preamp</th> <th>APos</th> <th>TPos</th> <th>Remark</th> </tr> <tr> <th>Freq</th> <th>Level</th> <th>Line</th> <th>(dB)</th> <th>Level</th> <th>Factor</th> <th>Loss</th> <th>Factor</th> <th></th> </tr> <tr> <th>MHz</th> <th>dBuV/m</th> <th>dBuV/m</th> <th>dB</th> <th>dBuV</th> <th>dB/m</th> <th>dB</th> <th>dB</th> <th>cm</th> <th>deg</th> </tr> </thead> <tbody> <tr> <td>1 5350.20</td> <td>46.16</td> <td>54.00</td> <td>-7.84</td> <td>33.43</td> <td>35.99</td> <td>9.37</td> <td>32.63</td> <td>375</td> <td>214 AVERAGE</td> </tr> </tbody> </table>	Limit	Margin	Read	Ant	Cable	Preamp	APos	TPos	Remark	Freq	Level	Line	(dB)	Level	Factor	Loss	Factor		MHz	dBuV/m	dBuV/m	dB	dBuV	dB/m	dB	dB	cm	deg	1 5350.20	46.16	54.00	-7.84	33.43	35.99	9.37	32.63	375	214 AVERAGE	Blank
Limit	Margin	Read	Ant	Cable	Preamp	APos	TPos	Remark																																
Freq	Level	Line	(dB)	Level	Factor	Loss	Factor																																	
MHz	dBuV/m	dBuV/m	dB	dBuV	dB/m	dB	dB	cm	deg																															
1 5350.20	46.16	54.00	-7.84	33.43	35.99	9.37	32.63	375	214 AVERAGE																															



Mode	22																																																									
	Band Edge - L																																																									
	U-NII-2A_5.25-5.35_802.11n HT40_CH62_5310MHz																																																									
ANT	3																																																									
Pol.	Vertical	Fundamental																																																								
Peak	<table border="1"> <thead> <tr> <th>Limit Margin</th> <th>Read</th> <th>Ant</th> <th>Cable</th> <th>Preamp</th> <th>APos</th> <th>TPos</th> </tr> <tr> <th>Freq Level Line (dB)</th> <th>Level Factor</th> <th>Loss Factor</th> <th></th> <th></th> <th></th> <th></th> </tr> <tr> <th>MHz dBuV/m dBuV/m</th> <th>dBuV</th> <th>dB/m</th> <th>dB</th> <th>dB</th> <th>cm</th> <th>deg</th> </tr> </thead> <tbody> <tr> <td>1 5013.64 51.69 74.00 -22.31</td> <td>39.90</td> <td>36.19</td> <td>8.30</td> <td>32.70</td> <td>122</td> <td>107 PEAK</td> </tr> </tbody> </table>	Limit Margin	Read	Ant	Cable	Preamp	APos	TPos	Freq Level Line (dB)	Level Factor	Loss Factor					MHz dBuV/m dBuV/m	dBuV	dB/m	dB	dB	cm	deg	1 5013.64 51.69 74.00 -22.31	39.90	36.19	8.30	32.70	122	107 PEAK	<table border="1"> <thead> <tr> <th>Limit Margin</th> <th>Read</th> <th>Ant</th> <th>Cable</th> <th>Preamp</th> <th>APos</th> <th>TPos</th> </tr> <tr> <th>Freq Level Line (dB)</th> <th>Level Factor</th> <th>Loss Factor</th> <th></th> <th></th> <th></th> <th></th> </tr> <tr> <th>MHz dBuV/m dBuV/m</th> <th>dBuV</th> <th>dB/m</th> <th>dB</th> <th>dB</th> <th>cm</th> <th>deg</th> </tr> </thead> <tbody> <tr> <td>1 5310.00 102.90 -22.31</td> <td>90.35</td> <td>36.01</td> <td>9.18</td> <td>32.64</td> <td>122</td> <td>107 PEAK</td> </tr> </tbody> </table>	Limit Margin	Read	Ant	Cable	Preamp	APos	TPos	Freq Level Line (dB)	Level Factor	Loss Factor					MHz dBuV/m dBuV/m	dBuV	dB/m	dB	dB	cm	deg	1 5310.00 102.90 -22.31	90.35	36.01	9.18	32.64	122	107 PEAK
	Limit Margin	Read	Ant	Cable	Preamp	APos	TPos																																																			
Freq Level Line (dB)	Level Factor	Loss Factor																																																								
MHz dBuV/m dBuV/m	dBuV	dB/m	dB	dB	cm	deg																																																				
1 5013.64 51.69 74.00 -22.31	39.90	36.19	8.30	32.70	122	107 PEAK																																																				
Limit Margin	Read	Ant	Cable	Preamp	APos	TPos																																																				
Freq Level Line (dB)	Level Factor	Loss Factor																																																								
MHz dBuV/m dBuV/m	dBuV	dB/m	dB	dB	cm	deg																																																				
1 5310.00 102.90 -22.31	90.35	36.01	9.18	32.64	122	107 PEAK																																																				
Avg	<table border="1"> <thead> <tr> <th>Limit Margin</th> <th>Read</th> <th>Ant</th> <th>Cable</th> <th>Preamp</th> <th>APos</th> <th>TPos</th> </tr> <tr> <th>Freq Level Line (dB)</th> <th>Level Factor</th> <th>Loss Factor</th> <th></th> <th></th> <th></th> <th></th> </tr> <tr> <th>MHz dBuV/m dBuV/m</th> <th>dBuV</th> <th>dB/m</th> <th>dB</th> <th>dB</th> <th>cm</th> <th>deg</th> </tr> </thead> <tbody> <tr> <td>1 5074.09 42.82 54.00 -11.18</td> <td>30.95</td> <td>36.16</td> <td>8.40</td> <td>32.69</td> <td>122</td> <td>107 AVERAGE</td> </tr> </tbody> </table>	Limit Margin	Read	Ant	Cable	Preamp	APos	TPos	Freq Level Line (dB)	Level Factor	Loss Factor					MHz dBuV/m dBuV/m	dBuV	dB/m	dB	dB	cm	deg	1 5074.09 42.82 54.00 -11.18	30.95	36.16	8.40	32.69	122	107 AVERAGE	<table border="1"> <thead> <tr> <th>Limit Margin</th> <th>Read</th> <th>Ant</th> <th>Cable</th> <th>Preamp</th> <th>APos</th> <th>TPos</th> </tr> <tr> <th>Freq Level Line (dB)</th> <th>Level Factor</th> <th>Loss Factor</th> <th></th> <th></th> <th></th> <th></th> </tr> <tr> <th>MHz dBuV/m dBuV/m</th> <th>dBuV</th> <th>dB/m</th> <th>dB</th> <th>dB</th> <th>cm</th> <th>deg</th> </tr> </thead> <tbody> <tr> <td>1 5310.00 95.83 -22.31</td> <td>83.28</td> <td>36.01</td> <td>9.18</td> <td>32.64</td> <td>122</td> <td>107 AVERAGE</td> </tr> </tbody> </table>	Limit Margin	Read	Ant	Cable	Preamp	APos	TPos	Freq Level Line (dB)	Level Factor	Loss Factor					MHz dBuV/m dBuV/m	dBuV	dB/m	dB	dB	cm	deg	1 5310.00 95.83 -22.31	83.28	36.01	9.18	32.64	122	107 AVERAGE
Limit Margin	Read	Ant	Cable	Preamp	APos	TPos																																																				
Freq Level Line (dB)	Level Factor	Loss Factor																																																								
MHz dBuV/m dBuV/m	dBuV	dB/m	dB	dB	cm	deg																																																				
1 5074.09 42.82 54.00 -11.18	30.95	36.16	8.40	32.69	122	107 AVERAGE																																																				
Limit Margin	Read	Ant	Cable	Preamp	APos	TPos																																																				
Freq Level Line (dB)	Level Factor	Loss Factor																																																								
MHz dBuV/m dBuV/m	dBuV	dB/m	dB	dB	cm	deg																																																				
1 5310.00 95.83 -22.31	83.28	36.01	9.18	32.64	122	107 AVERAGE																																																				



Mode	22																																																				
	Band Edge - R																																																				
	U-NII-2A_5.25-5.35_802.11n HT40_CH62_5310MHz																																																				
ANT	3																																																				
Pol.	Vertical	Fundamental																																																			
Peak	<table border="1"> <thead> <tr> <th>Limit</th> <th>Margin</th> <th>Read</th> <th>Ant</th> <th>Cable</th> <th>Preamp</th> <th>APos</th> <th>TPos</th> </tr> <tr> <th>Freq</th> <th>Level</th> <th>Line</th> <th>(dB)</th> <th>Level</th> <th>Factor</th> <th>Loss</th> <th>Factor</th> </tr> <tr> <th>MHz</th> <th>dBuV/m</th> <th>dBuV/m</th> <th>dB</th> <th>dBuV</th> <th>dB/m</th> <th>dB</th> <th>dB</th> </tr> </thead> <tbody> <tr> <td>1</td> <td>5352.60</td> <td>56.63</td> <td>74.00</td> <td>-17.37</td> <td>43.89</td> <td>35.99</td> <td>9.38</td> <td>32.63</td> </tr> <tr> <td></td> <td></td> <td></td> <td></td> <td></td> <td></td> <td></td> <td>122</td> <td>107</td> </tr> <tr> <td></td> <td></td> <td></td> <td></td> <td></td> <td></td> <td></td> <td></td> <td>PEAK</td> </tr> </tbody> </table>	Limit	Margin	Read	Ant	Cable	Preamp	APos	TPos	Freq	Level	Line	(dB)	Level	Factor	Loss	Factor	MHz	dBuV/m	dBuV/m	dB	dBuV	dB/m	dB	dB	1	5352.60	56.63	74.00	-17.37	43.89	35.99	9.38	32.63								122	107									PEAK	Blank
Limit	Margin	Read	Ant	Cable	Preamp	APos	TPos																																														
Freq	Level	Line	(dB)	Level	Factor	Loss	Factor																																														
MHz	dBuV/m	dBuV/m	dB	dBuV	dB/m	dB	dB																																														
1	5352.60	56.63	74.00	-17.37	43.89	35.99	9.38	32.63																																													
							122	107																																													
								PEAK																																													
Avg	<table border="1"> <thead> <tr> <th>Limit</th> <th>Margin</th> <th>Read</th> <th>Ant</th> <th>Cable</th> <th>Preamp</th> <th>APos</th> <th>TPos</th> </tr> <tr> <th>Freq</th> <th>Level</th> <th>Line</th> <th>(dB)</th> <th>Level</th> <th>Factor</th> <th>Loss</th> <th>Factor</th> </tr> <tr> <th>MHz</th> <th>dBuV/m</th> <th>dBuV/m</th> <th>dB</th> <th>dBuV</th> <th>dB/m</th> <th>dB</th> <th>dB</th> </tr> </thead> <tbody> <tr> <td>1</td> <td>5350.35</td> <td>50.94</td> <td>54.00</td> <td>-3.06</td> <td>38.21</td> <td>35.99</td> <td>9.37</td> <td>32.63</td> </tr> <tr> <td></td> <td></td> <td></td> <td></td> <td></td> <td></td> <td></td> <td>122</td> <td>107</td> </tr> <tr> <td></td> <td></td> <td></td> <td></td> <td></td> <td></td> <td></td> <td></td> <td>AVERAGE</td> </tr> </tbody> </table>	Limit	Margin	Read	Ant	Cable	Preamp	APos	TPos	Freq	Level	Line	(dB)	Level	Factor	Loss	Factor	MHz	dBuV/m	dBuV/m	dB	dBuV	dB/m	dB	dB	1	5350.35	50.94	54.00	-3.06	38.21	35.99	9.37	32.63								122	107									AVERAGE	Blank
Limit	Margin	Read	Ant	Cable	Preamp	APos	TPos																																														
Freq	Level	Line	(dB)	Level	Factor	Loss	Factor																																														
MHz	dBuV/m	dBuV/m	dB	dBuV	dB/m	dB	dB																																														
1	5350.35	50.94	54.00	-3.06	38.21	35.99	9.37	32.63																																													
							122	107																																													
								AVERAGE																																													



Mode	23																																																									
	Band Edge - L																																																									
	U-NII-2C_5.47-5.725_802.11n HT40_CH102_5510MHz																																																									
ANT	3																																																									
Pol.	Horizontal	Fundamental																																																								
Peak	<table border="1"> <thead> <tr> <th>Limit Margin</th> <th>Read</th> <th>Ant</th> <th>Cable</th> <th>Preamp</th> <th>APos</th> <th>TPos</th> <th>Remark</th> </tr> <tr> <th>Freq Level Line (dB)</th> <th>Level Factor</th> <th>Loss Factor</th> <th>Loss Factor</th> <th>Loss Factor</th> <th>cm</th> <th>deg</th> <th></th> </tr> </thead> <tbody> <tr> <td>1 5458.48 52.55 74.00 -21.45</td> <td>39.55</td> <td>35.92</td> <td>9.69</td> <td>32.61</td> <td>400</td> <td>106</td> <td>PEAK</td> </tr> <tr> <td>2 5470.00 57.47 68.30 -10.83</td> <td>44.47</td> <td>35.92</td> <td>9.69</td> <td>32.61</td> <td>400</td> <td>106</td> <td>PEAK</td> </tr> </tbody> </table>	Limit Margin	Read	Ant	Cable	Preamp	APos	TPos	Remark	Freq Level Line (dB)	Level Factor	Loss Factor	Loss Factor	Loss Factor	cm	deg		1 5458.48 52.55 74.00 -21.45	39.55	35.92	9.69	32.61	400	106	PEAK	2 5470.00 57.47 68.30 -10.83	44.47	35.92	9.69	32.61	400	106	PEAK	<table border="1"> <thead> <tr> <th>Limit Margin</th> <th>Read</th> <th>Ant</th> <th>Cable</th> <th>Preamp</th> <th>APos</th> <th>TPos</th> <th>Remark</th> </tr> <tr> <th>Freq Level Line (dB)</th> <th>Level Factor</th> <th>Loss Factor</th> <th>Loss Factor</th> <th>Loss Factor</th> <th>cm</th> <th>deg</th> <th></th> </tr> </thead> <tbody> <tr> <td>1 5510.00 95.30 -</td> <td>82.29</td> <td>35.90</td> <td>9.71</td> <td>32.60</td> <td>400</td> <td>106</td> <td>PEAK</td> </tr> </tbody> </table>	Limit Margin	Read	Ant	Cable	Preamp	APos	TPos	Remark	Freq Level Line (dB)	Level Factor	Loss Factor	Loss Factor	Loss Factor	cm	deg		1 5510.00 95.30 -	82.29	35.90	9.71	32.60	400	106	PEAK
	Limit Margin	Read	Ant	Cable	Preamp	APos	TPos	Remark																																																		
Freq Level Line (dB)	Level Factor	Loss Factor	Loss Factor	Loss Factor	cm	deg																																																				
1 5458.48 52.55 74.00 -21.45	39.55	35.92	9.69	32.61	400	106	PEAK																																																			
2 5470.00 57.47 68.30 -10.83	44.47	35.92	9.69	32.61	400	106	PEAK																																																			
Limit Margin	Read	Ant	Cable	Preamp	APos	TPos	Remark																																																			
Freq Level Line (dB)	Level Factor	Loss Factor	Loss Factor	Loss Factor	cm	deg																																																				
1 5510.00 95.30 -	82.29	35.90	9.71	32.60	400	106	PEAK																																																			
Avg	<table border="1"> <thead> <tr> <th>Limit Margin</th> <th>Read</th> <th>Ant</th> <th>Cable</th> <th>Preamp</th> <th>APos</th> <th>TPos</th> <th>Remark</th> </tr> <tr> <th>Freq Level Line (dB)</th> <th>Level Factor</th> <th>Loss Factor</th> <th>Loss Factor</th> <th>Loss Factor</th> <th>cm</th> <th>deg</th> <th></th> </tr> </thead> <tbody> <tr> <td>1 5459.44 44.72 54.00 -9.28</td> <td>31.72</td> <td>35.92</td> <td>9.69</td> <td>32.61</td> <td>400</td> <td>106</td> <td>AVERAGE</td> </tr> </tbody> </table>	Limit Margin	Read	Ant	Cable	Preamp	APos	TPos	Remark	Freq Level Line (dB)	Level Factor	Loss Factor	Loss Factor	Loss Factor	cm	deg		1 5459.44 44.72 54.00 -9.28	31.72	35.92	9.69	32.61	400	106	AVERAGE	<table border="1"> <thead> <tr> <th>Limit Margin</th> <th>Read</th> <th>Ant</th> <th>Cable</th> <th>Preamp</th> <th>APos</th> <th>TPos</th> <th>Remark</th> </tr> <tr> <th>Freq Level Line (dB)</th> <th>Level Factor</th> <th>Loss Factor</th> <th>Loss Factor</th> <th>Loss Factor</th> <th>cm</th> <th>deg</th> <th></th> </tr> </thead> <tbody> <tr> <td>1 5510.00 89.00 -</td> <td>75.99</td> <td>35.90</td> <td>9.71</td> <td>32.60</td> <td>400</td> <td>106</td> <td>AVERAGE</td> </tr> </tbody> </table>	Limit Margin	Read	Ant	Cable	Preamp	APos	TPos	Remark	Freq Level Line (dB)	Level Factor	Loss Factor	Loss Factor	Loss Factor	cm	deg		1 5510.00 89.00 -	75.99	35.90	9.71	32.60	400	106	AVERAGE								
Limit Margin	Read	Ant	Cable	Preamp	APos	TPos	Remark																																																			
Freq Level Line (dB)	Level Factor	Loss Factor	Loss Factor	Loss Factor	cm	deg																																																				
1 5459.44 44.72 54.00 -9.28	31.72	35.92	9.69	32.61	400	106	AVERAGE																																																			
Limit Margin	Read	Ant	Cable	Preamp	APos	TPos	Remark																																																			
Freq Level Line (dB)	Level Factor	Loss Factor	Loss Factor	Loss Factor	cm	deg																																																				
1 5510.00 89.00 -	75.99	35.90	9.71	32.60	400	106	AVERAGE																																																			



Mode	23																																							
	Band Edge - R																																							
	U-NII-2C_5.47-5.725_802.11n HT40_CH102_5510MHz																																							
ANT	3																																							
Pol.	Horizontal	Fundamental																																						
Peak	<p>Date: 2024-08-13</p> <table border="1"> <thead> <tr> <th>Limit</th> <th>Margin</th> <th>Read</th> <th>Ant</th> <th>Cable</th> <th>Preamp</th> <th>APos</th> <th>TPos</th> <th>Remark</th> </tr> <tr> <th>Freq</th> <th>Level</th> <th>Line</th> <th>Level</th> <th>Factor</th> <th>Loss Factor</th> <th>dB</th> <th>cm</th> <th>deg</th> </tr> <tr> <th>MHz</th> <th>dBuV/m</th> <th>dBuV/m</th> <th>dBuV</th> <th>dB/m</th> <th>dB</th> <th>dB</th> <th>cm</th> <th>deg</th> </tr> </thead> <tbody> <tr> <td>1</td> <td>5734.15</td> <td>52.06</td> <td>68.30</td> <td>-16.24</td> <td>38.48</td> <td>36.23</td> <td>10.04</td> <td>32.69</td> <td>400</td> <td>106 PEAK</td> </tr> </tbody> </table>	Limit	Margin	Read	Ant	Cable	Preamp	APos	TPos	Remark	Freq	Level	Line	Level	Factor	Loss Factor	dB	cm	deg	MHz	dBuV/m	dBuV/m	dBuV	dB/m	dB	dB	cm	deg	1	5734.15	52.06	68.30	-16.24	38.48	36.23	10.04	32.69	400	106 PEAK	Blank
Limit	Margin	Read	Ant	Cable	Preamp	APos	TPos	Remark																																
Freq	Level	Line	Level	Factor	Loss Factor	dB	cm	deg																																
MHz	dBuV/m	dBuV/m	dBuV	dB/m	dB	dB	cm	deg																																
1	5734.15	52.06	68.30	-16.24	38.48	36.23	10.04	32.69	400	106 PEAK																														



Mode	23																																																									
	Band Edge - L																																																									
	U-NII-2C_5.47-5.725_802.11n HT40_CH102_5510MHz																																																									
ANT	3																																																									
Pol.	Vertical	Fundamental																																																								
Peak	<table border="1"> <thead> <tr> <th>Limit Margin</th> <th>Read</th> <th>Ant</th> <th>Cable</th> <th>Preamp</th> <th>Apos</th> <th>TPos</th> <th>Remark</th> </tr> <tr> <th>Freq Level Line (dB)</th> <th>Level Factor</th> <th>Loss Factor</th> <th>Loss Factor</th> <th>Loss Factor</th> <th>cm</th> <th>deg</th> <th></th> </tr> </thead> <tbody> <tr> <td>1 5458.96 57.46 74.00 -16.54</td> <td>44.46</td> <td>35.92</td> <td>9.69</td> <td>32.61</td> <td>136</td> <td>108</td> <td>PEAK</td> </tr> <tr> <td>2 5465.68 62.36 68.30 -5.94</td> <td>49.36</td> <td>35.92</td> <td>9.69</td> <td>32.61</td> <td>136</td> <td>108</td> <td>PEAK</td> </tr> </tbody> </table>	Limit Margin	Read	Ant	Cable	Preamp	Apos	TPos	Remark	Freq Level Line (dB)	Level Factor	Loss Factor	Loss Factor	Loss Factor	cm	deg		1 5458.96 57.46 74.00 -16.54	44.46	35.92	9.69	32.61	136	108	PEAK	2 5465.68 62.36 68.30 -5.94	49.36	35.92	9.69	32.61	136	108	PEAK	<table border="1"> <thead> <tr> <th>Limit Margin</th> <th>Read</th> <th>Ant</th> <th>Cable</th> <th>Preamp</th> <th>Apos</th> <th>TPos</th> <th>Remark</th> </tr> <tr> <th>Freq Level Line (dB)</th> <th>Level Factor</th> <th>Loss Factor</th> <th>Loss Factor</th> <th>Loss Factor</th> <th>cm</th> <th>deg</th> <th></th> </tr> </thead> <tbody> <tr> <td>1 5510.00 104.57 -----</td> <td>91.54</td> <td>35.92</td> <td>9.71</td> <td>32.60</td> <td>136</td> <td>108</td> <td>PEAK</td> </tr> </tbody> </table>	Limit Margin	Read	Ant	Cable	Preamp	Apos	TPos	Remark	Freq Level Line (dB)	Level Factor	Loss Factor	Loss Factor	Loss Factor	cm	deg		1 5510.00 104.57 -----	91.54	35.92	9.71	32.60	136	108	PEAK
	Limit Margin	Read	Ant	Cable	Preamp	Apos	TPos	Remark																																																		
Freq Level Line (dB)	Level Factor	Loss Factor	Loss Factor	Loss Factor	cm	deg																																																				
1 5458.96 57.46 74.00 -16.54	44.46	35.92	9.69	32.61	136	108	PEAK																																																			
2 5465.68 62.36 68.30 -5.94	49.36	35.92	9.69	32.61	136	108	PEAK																																																			
Limit Margin	Read	Ant	Cable	Preamp	Apos	TPos	Remark																																																			
Freq Level Line (dB)	Level Factor	Loss Factor	Loss Factor	Loss Factor	cm	deg																																																				
1 5510.00 104.57 -----	91.54	35.92	9.71	32.60	136	108	PEAK																																																			
Avg	<table border="1"> <thead> <tr> <th>Limit Margin</th> <th>Read</th> <th>Ant</th> <th>Cable</th> <th>Preamp</th> <th>Apos</th> <th>TPos</th> <th>Remark</th> </tr> <tr> <th>Freq Level Line (dB)</th> <th>Level Factor</th> <th>Loss Factor</th> <th>Loss Factor</th> <th>Loss Factor</th> <th>cm</th> <th>deg</th> <th></th> </tr> </thead> <tbody> <tr> <td>1 5459.92 50.18 54.00 -3.82</td> <td>37.18</td> <td>35.92</td> <td>9.69</td> <td>32.61</td> <td>136</td> <td>108</td> <td>AVERAGE</td> </tr> </tbody> </table>	Limit Margin	Read	Ant	Cable	Preamp	Apos	TPos	Remark	Freq Level Line (dB)	Level Factor	Loss Factor	Loss Factor	Loss Factor	cm	deg		1 5459.92 50.18 54.00 -3.82	37.18	35.92	9.69	32.61	136	108	AVERAGE	<table border="1"> <thead> <tr> <th>Limit Margin</th> <th>Read</th> <th>Ant</th> <th>Cable</th> <th>Preamp</th> <th>Apos</th> <th>TPos</th> <th>Remark</th> </tr> <tr> <th>Freq Level Line (dB)</th> <th>Level Factor</th> <th>Loss Factor</th> <th>Loss Factor</th> <th>Loss Factor</th> <th>cm</th> <th>deg</th> <th></th> </tr> </thead> <tbody> <tr> <td>1 5510.00 98.13 -----</td> <td>85.10</td> <td>35.92</td> <td>9.71</td> <td>32.60</td> <td>136</td> <td>108</td> <td>AVERAGE</td> </tr> </tbody> </table>	Limit Margin	Read	Ant	Cable	Preamp	Apos	TPos	Remark	Freq Level Line (dB)	Level Factor	Loss Factor	Loss Factor	Loss Factor	cm	deg		1 5510.00 98.13 -----	85.10	35.92	9.71	32.60	136	108	AVERAGE								
Limit Margin	Read	Ant	Cable	Preamp	Apos	TPos	Remark																																																			
Freq Level Line (dB)	Level Factor	Loss Factor	Loss Factor	Loss Factor	cm	deg																																																				
1 5459.92 50.18 54.00 -3.82	37.18	35.92	9.69	32.61	136	108	AVERAGE																																																			
Limit Margin	Read	Ant	Cable	Preamp	Apos	TPos	Remark																																																			
Freq Level Line (dB)	Level Factor	Loss Factor	Loss Factor	Loss Factor	cm	deg																																																				
1 5510.00 98.13 -----	85.10	35.92	9.71	32.60	136	108	AVERAGE																																																			



Mode	23																																									
	Band Edge - R																																									
	U-NII-2C_5.47-5.725_802.11n HT40_CH102_5510MHz																																									
ANT	3																																									
Pol.	Vertical	Fundamental																																								
Peak	<p>Date: 2024-08-13</p> <table border="1"> <thead> <tr> <th>Limit</th> <th>Margin</th> <th>Read</th> <th>Ant</th> <th>Cable</th> <th>Preamp</th> <th>APos</th> <th>TPos</th> <th>Remark</th> </tr> <tr> <th>Freq</th> <th>Level</th> <th>Line</th> <th>(dB)</th> <th>Level</th> <th>Factor</th> <th>Loss</th> <th>Factor</th> <th></th> </tr> <tr> <th>MHz</th> <th>dBuV/m</th> <th>dBuV/m</th> <th>dB</th> <th>dBuV</th> <th>dB/m</th> <th>dB</th> <th>dB</th> <th>cm</th> <th>deg</th> </tr> </thead> <tbody> <tr> <td>1</td> <td>5738.48</td> <td>52.36</td> <td>68.30</td> <td>-15.94</td> <td>38.78</td> <td>36.23</td> <td>10.05</td> <td>32.70</td> <td>136</td> <td>108</td> <td>PEAK</td> </tr> </tbody> </table>	Limit	Margin	Read	Ant	Cable	Preamp	APos	TPos	Remark	Freq	Level	Line	(dB)	Level	Factor	Loss	Factor		MHz	dBuV/m	dBuV/m	dB	dBuV	dB/m	dB	dB	cm	deg	1	5738.48	52.36	68.30	-15.94	38.78	36.23	10.05	32.70	136	108	PEAK	Blank
Limit	Margin	Read	Ant	Cable	Preamp	APos	TPos	Remark																																		
Freq	Level	Line	(dB)	Level	Factor	Loss	Factor																																			
MHz	dBuV/m	dBuV/m	dB	dBuV	dB/m	dB	dB	cm	deg																																	
1	5738.48	52.36	68.30	-15.94	38.78	36.23	10.05	32.70	136	108	PEAK																															

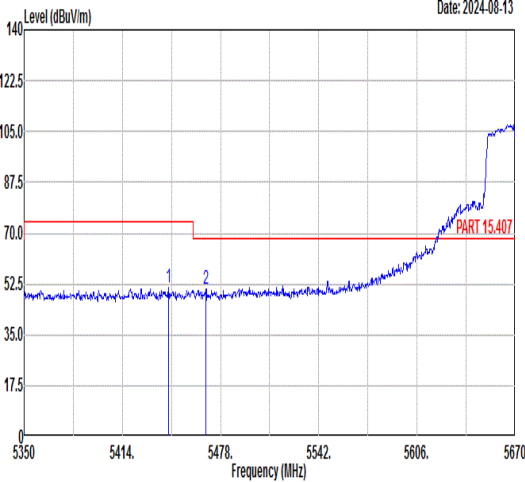
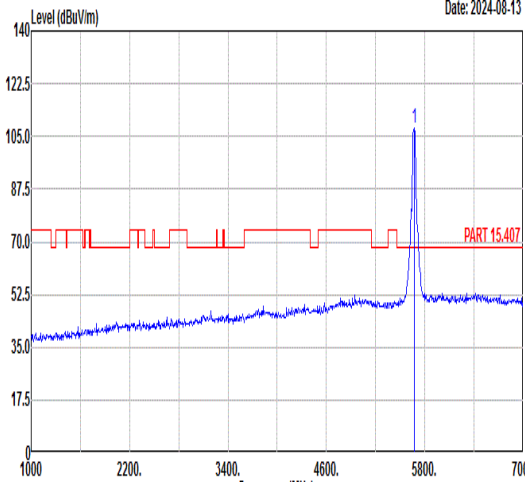
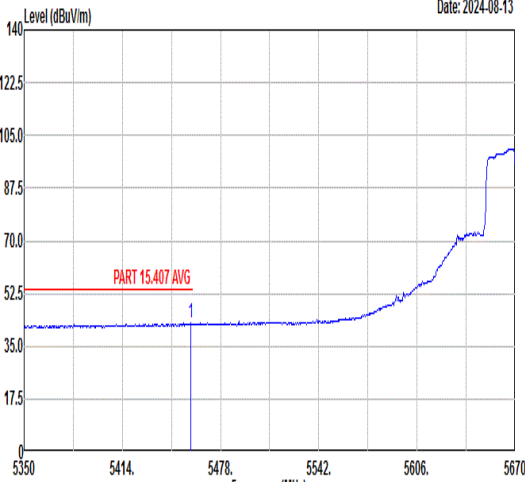
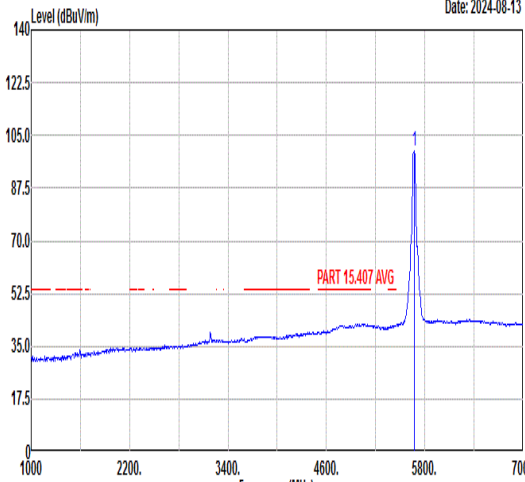


Mode	24																																																									
	Band Edge - L																																																									
	U-NII-2C_5.47-5.725_802.11n HT40_CH134_5670MHz																																																									
ANT	3																																																									
Pol.	Horizontal	Fundamental																																																								
Peak	<table border="1"> <thead> <tr> <th>Limit Margin</th> <th>Read</th> <th>Ant</th> <th>Cable</th> <th>Preamp</th> <th>APos</th> <th>TPos</th> <th>Remark</th> </tr> <tr> <th>Freq Level Line (dB)</th> <th>Level Factor</th> <th>Loss Factor</th> <th></th> <th></th> <th>cm</th> <th>deg</th> <th></th> </tr> </thead> <tbody> <tr> <td>1 5394.16 50.35 74.00 -23.65</td> <td>37.42</td> <td>35.96</td> <td>9.59</td> <td>32.62</td> <td>100</td> <td>106</td> <td>PEAK</td> </tr> <tr> <td>2 5466.16 50.29 68.30 -18.01</td> <td>37.29</td> <td>35.92</td> <td>9.69</td> <td>32.61</td> <td>100</td> <td>106</td> <td>PEAK</td> </tr> </tbody> </table>	Limit Margin	Read	Ant	Cable	Preamp	APos	TPos	Remark	Freq Level Line (dB)	Level Factor	Loss Factor			cm	deg		1 5394.16 50.35 74.00 -23.65	37.42	35.96	9.59	32.62	100	106	PEAK	2 5466.16 50.29 68.30 -18.01	37.29	35.92	9.69	32.61	100	106	PEAK	<table border="1"> <thead> <tr> <th>Limit Margin</th> <th>Read</th> <th>Ant</th> <th>Cable</th> <th>Preamp</th> <th>APos</th> <th>TPos</th> <th>Remark</th> </tr> <tr> <th>Freq Level Line (dB)</th> <th>Level Factor</th> <th>Loss Factor</th> <th></th> <th></th> <th>cm</th> <th>deg</th> <th></th> </tr> </thead> <tbody> <tr> <td>1 5670.00 98.81 -----</td> <td>85.43</td> <td>36.14</td> <td>9.91</td> <td>32.67</td> <td>100</td> <td>106</td> <td>PEAK</td> </tr> </tbody> </table>	Limit Margin	Read	Ant	Cable	Preamp	APos	TPos	Remark	Freq Level Line (dB)	Level Factor	Loss Factor			cm	deg		1 5670.00 98.81 -----	85.43	36.14	9.91	32.67	100	106	PEAK
	Limit Margin	Read	Ant	Cable	Preamp	APos	TPos	Remark																																																		
Freq Level Line (dB)	Level Factor	Loss Factor			cm	deg																																																				
1 5394.16 50.35 74.00 -23.65	37.42	35.96	9.59	32.62	100	106	PEAK																																																			
2 5466.16 50.29 68.30 -18.01	37.29	35.92	9.69	32.61	100	106	PEAK																																																			
Limit Margin	Read	Ant	Cable	Preamp	APos	TPos	Remark																																																			
Freq Level Line (dB)	Level Factor	Loss Factor			cm	deg																																																				
1 5670.00 98.81 -----	85.43	36.14	9.91	32.67	100	106	PEAK																																																			
Avg	<table border="1"> <thead> <tr> <th>Limit Margin</th> <th>Read</th> <th>Ant</th> <th>Cable</th> <th>Preamp</th> <th>APos</th> <th>TPos</th> <th>Remark</th> </tr> <tr> <th>Freq Level Line (dB)</th> <th>Level Factor</th> <th>Loss Factor</th> <th></th> <th></th> <th>cm</th> <th>deg</th> <th></th> </tr> </thead> <tbody> <tr> <td>1 5447.92 42.50 54.00 -11.50</td> <td>29.50</td> <td>35.93</td> <td>9.68</td> <td>32.61</td> <td>100</td> <td>106</td> <td>AVERAGE</td> </tr> </tbody> </table>	Limit Margin	Read	Ant	Cable	Preamp	APos	TPos	Remark	Freq Level Line (dB)	Level Factor	Loss Factor			cm	deg		1 5447.92 42.50 54.00 -11.50	29.50	35.93	9.68	32.61	100	106	AVERAGE	<table border="1"> <thead> <tr> <th>Limit Margin</th> <th>Read</th> <th>Ant</th> <th>Cable</th> <th>Preamp</th> <th>APos</th> <th>TPos</th> <th>Remark</th> </tr> <tr> <th>Freq Level Line (dB)</th> <th>Level Factor</th> <th>Loss Factor</th> <th></th> <th></th> <th>cm</th> <th>deg</th> <th></th> </tr> </thead> <tbody> <tr> <td>1 5670.00 90.78 -----</td> <td>77.40</td> <td>36.14</td> <td>9.91</td> <td>32.67</td> <td>100</td> <td>106</td> <td>AVERAGE</td> </tr> </tbody> </table>	Limit Margin	Read	Ant	Cable	Preamp	APos	TPos	Remark	Freq Level Line (dB)	Level Factor	Loss Factor			cm	deg		1 5670.00 90.78 -----	77.40	36.14	9.91	32.67	100	106	AVERAGE								
Limit Margin	Read	Ant	Cable	Preamp	APos	TPos	Remark																																																			
Freq Level Line (dB)	Level Factor	Loss Factor			cm	deg																																																				
1 5447.92 42.50 54.00 -11.50	29.50	35.93	9.68	32.61	100	106	AVERAGE																																																			
Limit Margin	Read	Ant	Cable	Preamp	APos	TPos	Remark																																																			
Freq Level Line (dB)	Level Factor	Loss Factor			cm	deg																																																				
1 5670.00 90.78 -----	77.40	36.14	9.91	32.67	100	106	AVERAGE																																																			



Mode	24																																							
	Band Edge - R																																							
	U-NII-2C_5.47-5.725_802.11n HT40_CH134_5670MHz																																							
ANT	3																																							
Pol.	Horizontal	Fundamental																																						
Peak	<p>Date: 2024-08-13</p> <table border="1"> <thead> <tr> <th>Limit</th> <th>Margin</th> <th>Read</th> <th>Ant</th> <th>Cable</th> <th>Preamp</th> <th>APos</th> <th>TPos</th> <th>Remark</th> </tr> <tr> <th>Freq</th> <th>Level</th> <th>Line</th> <th>Level</th> <th>Factor</th> <th>Loss Factor</th> <th></th> <th></th> <th></th> </tr> <tr> <th>MHz</th> <th>dBuV/m</th> <th>dBuV/m</th> <th>dBuV</th> <th>dB/m</th> <th>dB</th> <th>dB</th> <th>cm</th> <th>deg</th> </tr> </thead> <tbody> <tr> <td>1</td> <td>5725.20</td> <td>59.42</td> <td>68.30</td> <td>-8.88</td> <td>45.87</td> <td>36.22</td> <td>10.02</td> <td>32.69</td> <td>100</td> <td>106 PEAK</td> </tr> </tbody> </table>	Limit	Margin	Read	Ant	Cable	Preamp	APos	TPos	Remark	Freq	Level	Line	Level	Factor	Loss Factor				MHz	dBuV/m	dBuV/m	dBuV	dB/m	dB	dB	cm	deg	1	5725.20	59.42	68.30	-8.88	45.87	36.22	10.02	32.69	100	106 PEAK	Blank
Limit	Margin	Read	Ant	Cable	Preamp	APos	TPos	Remark																																
Freq	Level	Line	Level	Factor	Loss Factor																																			
MHz	dBuV/m	dBuV/m	dBuV	dB/m	dB	dB	cm	deg																																
1	5725.20	59.42	68.30	-8.88	45.87	36.22	10.02	32.69	100	106 PEAK																														



Mode	24																																																																																											
	Band Edge - L																																																																																											
	U-NII-2C_5.47-5.725_802.11n HT40_CH134_5670MHz																																																																																											
ANT	3																																																																																											
Pol.	Vertical	Fundamental																																																																																										
Peak	 <p>Date: 2024-08-13</p> <table border="1"> <thead> <tr> <th>Limit</th> <th>Margin</th> <th>Read</th> <th>Ant</th> <th>Cable</th> <th>Preamp</th> <th>APos</th> <th>TPos</th> <th>Remark</th> </tr> <tr> <th>Freq</th> <th>Level</th> <th>Line</th> <th>(dB)</th> <th>Level</th> <th>Factor</th> <th>Loss</th> <th>Factor</th> <th></th> </tr> <tr> <th>MHz</th> <th>dBuV/m</th> <th>dBuV/m</th> <th>dBuV</th> <th>dB/m</th> <th>dB</th> <th>dB</th> <th>cm</th> <th>deg</th> </tr> </thead> <tbody> <tr> <td>1</td> <td>5444.08</td> <td>51.45</td> <td>74.00</td> <td>-22.55</td> <td>38.45</td> <td>35.93</td> <td>9.68</td> <td>32.61</td> <td>200</td> <td>85</td> <td>PEAK</td> </tr> <tr> <td>2</td> <td>5468.40</td> <td>50.72</td> <td>68.30</td> <td>-17.58</td> <td>37.72</td> <td>35.92</td> <td>9.69</td> <td>32.61</td> <td>200</td> <td>85</td> <td>PEAK</td> </tr> </tbody> </table>	Limit	Margin	Read	Ant	Cable	Preamp	APos	TPos	Remark	Freq	Level	Line	(dB)	Level	Factor	Loss	Factor		MHz	dBuV/m	dBuV/m	dBuV	dB/m	dB	dB	cm	deg	1	5444.08	51.45	74.00	-22.55	38.45	35.93	9.68	32.61	200	85	PEAK	2	5468.40	50.72	68.30	-17.58	37.72	35.92	9.69	32.61	200	85	PEAK	 <p>Date: 2024-08-13</p> <table border="1"> <thead> <tr> <th>Limit</th> <th>Margin</th> <th>Read</th> <th>Ant</th> <th>Cable</th> <th>Preamp</th> <th>APos</th> <th>TPos</th> <th>Remark</th> </tr> <tr> <th>Freq</th> <th>Level</th> <th>Line</th> <th>(dB)</th> <th>Level</th> <th>Factor</th> <th>Loss</th> <th>Factor</th> <th></th> </tr> <tr> <th>MHz</th> <th>dBuV/m</th> <th>dBuV/m</th> <th>dBuV</th> <th>dB/m</th> <th>dB</th> <th>dB</th> <th>cm</th> <th>deg</th> </tr> </thead> <tbody> <tr> <td>1</td> <td>5670.00</td> <td>107.86</td> <td>-----</td> <td>-----</td> <td>94.49</td> <td>36.14</td> <td>9.90</td> <td>32.67</td> <td>200</td> <td>85</td> <td>PEAK</td> </tr> </tbody> </table>	Limit	Margin	Read	Ant	Cable	Preamp	APos	TPos	Remark	Freq	Level	Line	(dB)	Level	Factor	Loss	Factor		MHz	dBuV/m	dBuV/m	dBuV	dB/m	dB	dB	cm	deg	1	5670.00	107.86	-----	-----	94.49	36.14	9.90	32.67	200	85	PEAK
	Limit	Margin	Read	Ant	Cable	Preamp	APos	TPos	Remark																																																																																			
Freq	Level	Line	(dB)	Level	Factor	Loss	Factor																																																																																					
MHz	dBuV/m	dBuV/m	dBuV	dB/m	dB	dB	cm	deg																																																																																				
1	5444.08	51.45	74.00	-22.55	38.45	35.93	9.68	32.61	200	85	PEAK																																																																																	
2	5468.40	50.72	68.30	-17.58	37.72	35.92	9.69	32.61	200	85	PEAK																																																																																	
Limit	Margin	Read	Ant	Cable	Preamp	APos	TPos	Remark																																																																																				
Freq	Level	Line	(dB)	Level	Factor	Loss	Factor																																																																																					
MHz	dBuV/m	dBuV/m	dBuV	dB/m	dB	dB	cm	deg																																																																																				
1	5670.00	107.86	-----	-----	94.49	36.14	9.90	32.67	200	85	PEAK																																																																																	
Avg	 <p>Date: 2024-08-13</p> <table border="1"> <thead> <tr> <th>Limit</th> <th>Margin</th> <th>Read</th> <th>Ant</th> <th>Cable</th> <th>Preamp</th> <th>APos</th> <th>TPos</th> <th>Remark</th> </tr> <tr> <th>Freq</th> <th>Level</th> <th>Line</th> <th>(dB)</th> <th>Level</th> <th>Factor</th> <th>Loss</th> <th>Factor</th> <th></th> </tr> <tr> <th>MHz</th> <th>dBuV/m</th> <th>dBuV/m</th> <th>dBuV</th> <th>dB/m</th> <th>dB</th> <th>dB</th> <th>cm</th> <th>deg</th> </tr> </thead> <tbody> <tr> <td>1</td> <td>5458.48</td> <td>42.73</td> <td>54.00</td> <td>-11.27</td> <td>29.73</td> <td>35.92</td> <td>9.69</td> <td>32.61</td> <td>200</td> <td>85</td> <td>AVERAGE</td> </tr> </tbody> </table>	Limit	Margin	Read	Ant	Cable	Preamp	APos	TPos	Remark	Freq	Level	Line	(dB)	Level	Factor	Loss	Factor		MHz	dBuV/m	dBuV/m	dBuV	dB/m	dB	dB	cm	deg	1	5458.48	42.73	54.00	-11.27	29.73	35.92	9.69	32.61	200	85	AVERAGE	 <p>Date: 2024-08-13</p> <table border="1"> <thead> <tr> <th>Limit</th> <th>Margin</th> <th>Read</th> <th>Ant</th> <th>Cable</th> <th>Preamp</th> <th>APos</th> <th>TPos</th> <th>Remark</th> </tr> <tr> <th>Freq</th> <th>Level</th> <th>Line</th> <th>(dB)</th> <th>Level</th> <th>Factor</th> <th>Loss</th> <th>Factor</th> <th></th> </tr> <tr> <th>MHz</th> <th>dBuV/m</th> <th>dBuV/m</th> <th>dBuV</th> <th>dB/m</th> <th>dB</th> <th>dB</th> <th>cm</th> <th>deg</th> </tr> </thead> <tbody> <tr> <td>1</td> <td>5670.00</td> <td>100.00</td> <td>-----</td> <td>-----</td> <td>86.63</td> <td>36.14</td> <td>9.90</td> <td>32.67</td> <td>200</td> <td>85</td> <td>AVERAGE</td> </tr> </tbody> </table>	Limit	Margin	Read	Ant	Cable	Preamp	APos	TPos	Remark	Freq	Level	Line	(dB)	Level	Factor	Loss	Factor		MHz	dBuV/m	dBuV/m	dBuV	dB/m	dB	dB	cm	deg	1	5670.00	100.00	-----	-----	86.63	36.14	9.90	32.67	200	85	AVERAGE												
Limit	Margin	Read	Ant	Cable	Preamp	APos	TPos	Remark																																																																																				
Freq	Level	Line	(dB)	Level	Factor	Loss	Factor																																																																																					
MHz	dBuV/m	dBuV/m	dBuV	dB/m	dB	dB	cm	deg																																																																																				
1	5458.48	42.73	54.00	-11.27	29.73	35.92	9.69	32.61	200	85	AVERAGE																																																																																	
Limit	Margin	Read	Ant	Cable	Preamp	APos	TPos	Remark																																																																																				
Freq	Level	Line	(dB)	Level	Factor	Loss	Factor																																																																																					
MHz	dBuV/m	dBuV/m	dBuV	dB/m	dB	dB	cm	deg																																																																																				
1	5670.00	100.00	-----	-----	86.63	36.14	9.90	32.67	200	85	AVERAGE																																																																																	



Mode	24																																									
	Band Edge - R																																									
	U-NII-2C_5.47-5.725_802.11n HT40_CH134_5670MHz																																									
ANT	3																																									
Pol.	Vertical	Fundamental																																								
Peak	<p>Date: 2024-08-13</p> <table border="1"> <thead> <tr> <th>Limit</th> <th>Margin</th> <th>Read</th> <th>Ant</th> <th>Cable</th> <th>Preamp</th> <th>APos</th> <th>TPos</th> <th>Remark</th> </tr> <tr> <th>Freq</th> <th>Level</th> <th>Line</th> <th>(dB)</th> <th>Level</th> <th>Factor</th> <th>Loss</th> <th>Factor</th> <th></th> </tr> <tr> <th>MHz</th> <th>dBuV/m</th> <th>dBuV/m</th> <th></th> <th>dBuV</th> <th>dB/m</th> <th>dB</th> <th>dB</th> <th>cm</th> <th>deg</th> </tr> </thead> <tbody> <tr> <td>1</td> <td>5726.81</td> <td>64.85</td> <td>68.30</td> <td>-3.45</td> <td>51.30</td> <td>36.22</td> <td>10.02</td> <td>32.69</td> <td>200</td> <td>85</td> <td>PEAK</td> </tr> </tbody> </table>	Limit	Margin	Read	Ant	Cable	Preamp	APos	TPos	Remark	Freq	Level	Line	(dB)	Level	Factor	Loss	Factor		MHz	dBuV/m	dBuV/m		dBuV	dB/m	dB	dB	cm	deg	1	5726.81	64.85	68.30	-3.45	51.30	36.22	10.02	32.69	200	85	PEAK	Blank
Limit	Margin	Read	Ant	Cable	Preamp	APos	TPos	Remark																																		
Freq	Level	Line	(dB)	Level	Factor	Loss	Factor																																			
MHz	dBuV/m	dBuV/m		dBuV	dB/m	dB	dB	cm	deg																																	
1	5726.81	64.85	68.30	-3.45	51.30	36.22	10.02	32.69	200	85	PEAK																															

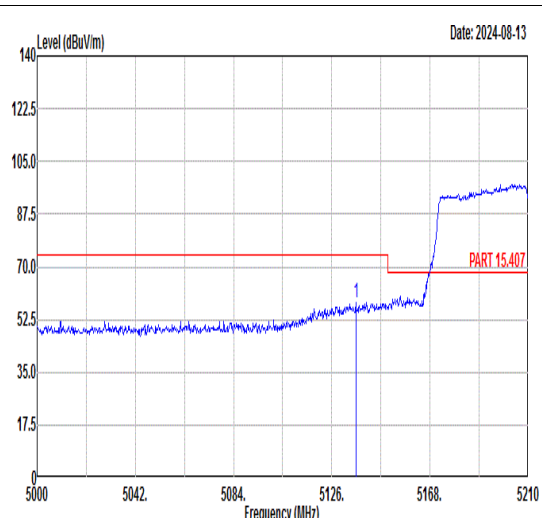
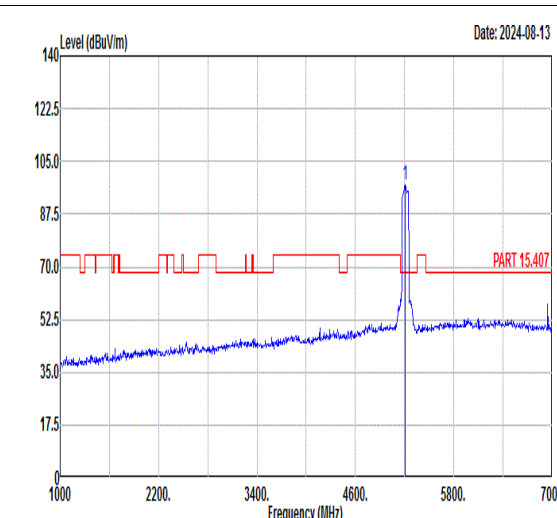
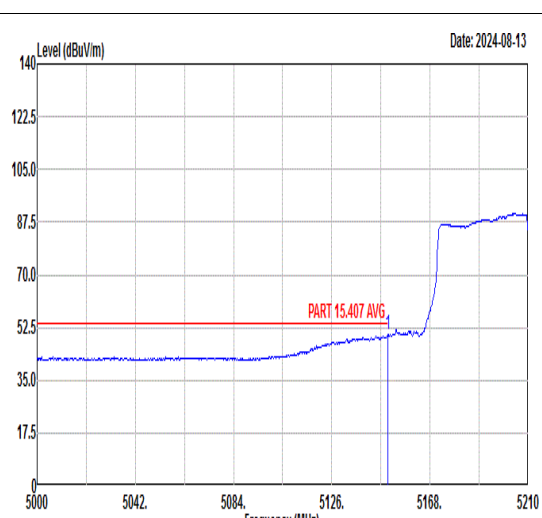
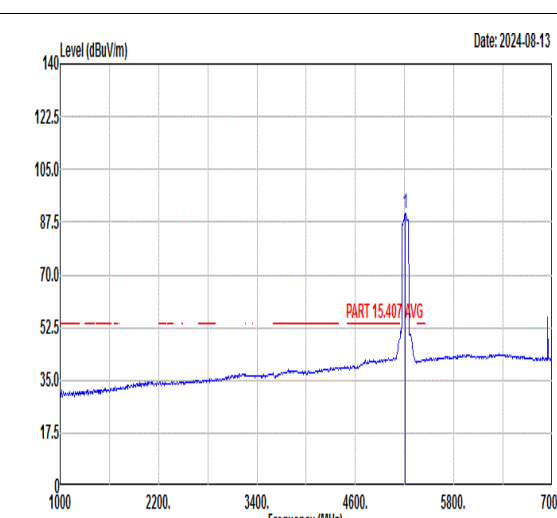


Mode	25																																																																															
	Band Edge - L																																																																															
	U-NII-1_5.15-5.25_802.11ac VHT80_CH42_5210MHz																																																																															
ANT	3																																																																															
Pol.	Horizontal	Fundamental																																																																														
Peak	<table border="1"> <thead> <tr> <th>Limit</th> <th>Margin</th> <th>Read</th> <th>Ant</th> <th>Cable</th> <th>Preamp</th> <th>APos</th> <th>TPos</th> <th>Remark</th> </tr> <tr> <th>Freq</th> <th>Level</th> <th>Line</th> <th>(dB)</th> <th>Level</th> <th>Factor</th> <th>Loss</th> <th>Factor</th> <th></th> </tr> <tr> <th>MHz</th> <th>dBuV/m</th> <th>dBuV/m</th> <th>dB</th> <th>dB/m</th> <th>dB</th> <th>dB</th> <th>cm</th> <th>deg</th> </tr> </thead> <tbody> <tr> <td>1</td> <td>5147.21</td> <td>55.01</td> <td>74.00</td> <td>-18.99</td> <td>43.04</td> <td>36.11</td> <td>8.53</td> <td>32.67</td> <td>250</td> <td>97</td> <td>PEAK</td> </tr> </tbody> </table>	Limit	Margin	Read	Ant	Cable	Preamp	APos	TPos	Remark	Freq	Level	Line	(dB)	Level	Factor	Loss	Factor		MHz	dBuV/m	dBuV/m	dB	dB/m	dB	dB	cm	deg	1	5147.21	55.01	74.00	-18.99	43.04	36.11	8.53	32.67	250	97	PEAK	<table border="1"> <thead> <tr> <th>Limit</th> <th>Margin</th> <th>Read</th> <th>Ant</th> <th>Cable</th> <th>Preamp</th> <th>APos</th> <th>TPos</th> <th>Remark</th> </tr> <tr> <th>Freq</th> <th>Level</th> <th>Line</th> <th>(dB)</th> <th>Level</th> <th>Factor</th> <th>Loss</th> <th>Factor</th> <th></th> </tr> <tr> <th>MHz</th> <th>dBuV/m</th> <th>dBuV/m</th> <th>dB</th> <th>dB/m</th> <th>dB</th> <th>dB</th> <th>cm</th> <th>deg</th> </tr> </thead> <tbody> <tr> <td>1</td> <td>5210.00</td> <td>91.43</td> <td>-----</td> <td>-----</td> <td>79.37</td> <td>36.08</td> <td>8.64</td> <td>32.66</td> <td>250</td> <td>97</td> <td>PEAK</td> </tr> </tbody> </table>	Limit	Margin	Read	Ant	Cable	Preamp	APos	TPos	Remark	Freq	Level	Line	(dB)	Level	Factor	Loss	Factor		MHz	dBuV/m	dBuV/m	dB	dB/m	dB	dB	cm	deg	1	5210.00	91.43	-----	-----	79.37	36.08	8.64	32.66	250	97	PEAK
	Limit	Margin	Read	Ant	Cable	Preamp	APos	TPos	Remark																																																																							
Freq	Level	Line	(dB)	Level	Factor	Loss	Factor																																																																									
MHz	dBuV/m	dBuV/m	dB	dB/m	dB	dB	cm	deg																																																																								
1	5147.21	55.01	74.00	-18.99	43.04	36.11	8.53	32.67	250	97	PEAK																																																																					
Limit	Margin	Read	Ant	Cable	Preamp	APos	TPos	Remark																																																																								
Freq	Level	Line	(dB)	Level	Factor	Loss	Factor																																																																									
MHz	dBuV/m	dBuV/m	dB	dB/m	dB	dB	cm	deg																																																																								
1	5210.00	91.43	-----	-----	79.37	36.08	8.64	32.66	250	97	PEAK																																																																					
Avg	<table border="1"> <thead> <tr> <th>Limit</th> <th>Margin</th> <th>Read</th> <th>Ant</th> <th>Cable</th> <th>Preamp</th> <th>APos</th> <th>TPos</th> <th>Remark</th> </tr> <tr> <th>Freq</th> <th>Level</th> <th>Line</th> <th>(dB)</th> <th>Level</th> <th>Factor</th> <th>Loss</th> <th>Factor</th> <th></th> </tr> <tr> <th>MHz</th> <th>dBuV/m</th> <th>dBuV/m</th> <th>dB</th> <th>dB/m</th> <th>dB</th> <th>dB</th> <th>cm</th> <th>deg</th> </tr> </thead> <tbody> <tr> <td>1</td> <td>5149.73</td> <td>46.67</td> <td>54.00</td> <td>-7.33</td> <td>34.69</td> <td>36.11</td> <td>8.54</td> <td>32.67</td> <td>250</td> <td>97</td> <td>AVERAGE</td> </tr> </tbody> </table>	Limit	Margin	Read	Ant	Cable	Preamp	APos	TPos	Remark	Freq	Level	Line	(dB)	Level	Factor	Loss	Factor		MHz	dBuV/m	dBuV/m	dB	dB/m	dB	dB	cm	deg	1	5149.73	46.67	54.00	-7.33	34.69	36.11	8.54	32.67	250	97	AVERAGE	<table border="1"> <thead> <tr> <th>Limit</th> <th>Margin</th> <th>Read</th> <th>Ant</th> <th>Cable</th> <th>Preamp</th> <th>APos</th> <th>TPos</th> <th>Remark</th> </tr> <tr> <th>Freq</th> <th>Level</th> <th>Line</th> <th>(dB)</th> <th>Level</th> <th>Factor</th> <th>Loss</th> <th>Factor</th> <th></th> </tr> <tr> <th>MHz</th> <th>dBuV/m</th> <th>dBuV/m</th> <th>dB</th> <th>dB/m</th> <th>dB</th> <th>dB</th> <th>cm</th> <th>deg</th> </tr> </thead> <tbody> <tr> <td>1</td> <td>5210.00</td> <td>83.64</td> <td>-----</td> <td>-----</td> <td>71.59</td> <td>36.08</td> <td>8.63</td> <td>32.66</td> <td>250</td> <td>97</td> <td>AVERAGE</td> </tr> </tbody> </table>	Limit	Margin	Read	Ant	Cable	Preamp	APos	TPos	Remark	Freq	Level	Line	(dB)	Level	Factor	Loss	Factor		MHz	dBuV/m	dBuV/m	dB	dB/m	dB	dB	cm	deg	1	5210.00	83.64	-----	-----	71.59	36.08	8.63	32.66	250	97	AVERAGE
Limit	Margin	Read	Ant	Cable	Preamp	APos	TPos	Remark																																																																								
Freq	Level	Line	(dB)	Level	Factor	Loss	Factor																																																																									
MHz	dBuV/m	dBuV/m	dB	dB/m	dB	dB	cm	deg																																																																								
1	5149.73	46.67	54.00	-7.33	34.69	36.11	8.54	32.67	250	97	AVERAGE																																																																					
Limit	Margin	Read	Ant	Cable	Preamp	APos	TPos	Remark																																																																								
Freq	Level	Line	(dB)	Level	Factor	Loss	Factor																																																																									
MHz	dBuV/m	dBuV/m	dB	dB/m	dB	dB	cm	deg																																																																								
1	5210.00	83.64	-----	-----	71.59	36.08	8.63	32.66	250	97	AVERAGE																																																																					



Mode	25																																									
	Band Edge - R																																									
	U-NII-1_5.15-5.25_802.11ac VHT80_CH42_5210MHz																																									
ANT	3																																									
Pol.	Horizontal	Fundamental																																								
Peak	<table border="1"> <thead> <tr> <th>Limit</th> <th>Margin</th> <th>Read</th> <th>Ant</th> <th>Cable</th> <th>Preamp</th> <th>APos</th> <th>TPos</th> <th>Remark</th> </tr> <tr> <th>Freq</th> <th>Level</th> <th>Line</th> <th>(dB)</th> <th>Level</th> <th>Factor</th> <th>Loss</th> <th>Factor</th> <th></th> </tr> <tr> <th>MHz</th> <th>dBuV/m</th> <th>dBuV/m</th> <th>dB</th> <th>dBuV</th> <th>dB/m</th> <th>dB</th> <th>dB</th> <th>cm</th> <th>deg</th> </tr> </thead> <tbody> <tr> <td>1</td> <td>5449.00</td> <td>50.18</td> <td>74.00</td> <td>-23.82</td> <td>37.18</td> <td>35.93</td> <td>9.68</td> <td>32.61</td> <td>250</td> <td>97</td> <td>PEAK</td> </tr> </tbody> </table>	Limit	Margin	Read	Ant	Cable	Preamp	APos	TPos	Remark	Freq	Level	Line	(dB)	Level	Factor	Loss	Factor		MHz	dBuV/m	dBuV/m	dB	dBuV	dB/m	dB	dB	cm	deg	1	5449.00	50.18	74.00	-23.82	37.18	35.93	9.68	32.61	250	97	PEAK	Blank
Limit	Margin	Read	Ant	Cable	Preamp	APos	TPos	Remark																																		
Freq	Level	Line	(dB)	Level	Factor	Loss	Factor																																			
MHz	dBuV/m	dBuV/m	dB	dBuV	dB/m	dB	dB	cm	deg																																	
1	5449.00	50.18	74.00	-23.82	37.18	35.93	9.68	32.61	250	97	PEAK																															
Avg	<table border="1"> <thead> <tr> <th>Limit</th> <th>Margin</th> <th>Read</th> <th>Ant</th> <th>Cable</th> <th>Preamp</th> <th>APos</th> <th>TPos</th> <th>Remark</th> </tr> <tr> <th>Freq</th> <th>Level</th> <th>Line</th> <th>(dB)</th> <th>Level</th> <th>Factor</th> <th>Loss</th> <th>Factor</th> <th></th> </tr> <tr> <th>MHz</th> <th>dBuV/m</th> <th>dBuV/m</th> <th>dB</th> <th>dBuV</th> <th>dB/m</th> <th>dB</th> <th>dB</th> <th>cm</th> <th>deg</th> </tr> </thead> <tbody> <tr> <td>1</td> <td>5459.00</td> <td>42.56</td> <td>54.00</td> <td>-11.44</td> <td>29.56</td> <td>35.92</td> <td>9.69</td> <td>32.61</td> <td>250</td> <td>97</td> <td>AVERAGE</td> </tr> </tbody> </table>	Limit	Margin	Read	Ant	Cable	Preamp	APos	TPos	Remark	Freq	Level	Line	(dB)	Level	Factor	Loss	Factor		MHz	dBuV/m	dBuV/m	dB	dBuV	dB/m	dB	dB	cm	deg	1	5459.00	42.56	54.00	-11.44	29.56	35.92	9.69	32.61	250	97	AVERAGE	Blank
Limit	Margin	Read	Ant	Cable	Preamp	APos	TPos	Remark																																		
Freq	Level	Line	(dB)	Level	Factor	Loss	Factor																																			
MHz	dBuV/m	dBuV/m	dB	dBuV	dB/m	dB	dB	cm	deg																																	
1	5459.00	42.56	54.00	-11.44	29.56	35.92	9.69	32.61	250	97	AVERAGE																															



Mode	25																																																																																	
	Band Edge - L																																																																																	
	U-NII-1_5.15-5.25_802.11ac VHT80_CH42_5210MHz																																																																																	
ANT	3																																																																																	
Pol.	Vertical	Fundamental																																																																																
Peak	 <p>Level (dBuV/m) vs Frequency (MHz) for Vertical polarization. Date: 2024-08-13. A peak is observed at 5210 MHz with a level of approximately 96.96 dBuV/m. A red line indicates the limit at 74.00 dBuV/m.</p> <table border="1"> <thead> <tr> <th>Limit</th> <th>Margin</th> <th>Read</th> <th>Ant</th> <th>Cable</th> <th>Preamp</th> <th>APos</th> <th>TPos</th> <th>Remark</th> </tr> <tr> <th>Freq</th> <th>Level</th> <th>Line</th> <th>(dB)</th> <th>Level</th> <th>Factor</th> <th>Loss</th> <th>Factor</th> <th></th> </tr> <tr> <th>MHz</th> <th>dBuV/m</th> <th>dBuV/m</th> <th>dB</th> <th>dBuV</th> <th>dB/m</th> <th>dB</th> <th>dB</th> <th>cm</th> <th>deg</th> </tr> </thead> <tbody> <tr> <td>1</td> <td>5136.29</td> <td>58.22</td> <td>74.00</td> <td>-15.78</td> <td>46.26</td> <td>36.12</td> <td>8.51</td> <td>32.67</td> <td>159</td> <td>104</td> <td>PEAK</td> </tr> </tbody> </table>	Limit	Margin	Read	Ant	Cable	Preamp	APos	TPos	Remark	Freq	Level	Line	(dB)	Level	Factor	Loss	Factor		MHz	dBuV/m	dBuV/m	dB	dBuV	dB/m	dB	dB	cm	deg	1	5136.29	58.22	74.00	-15.78	46.26	36.12	8.51	32.67	159	104	PEAK	 <p>Level (dBuV/m) vs Frequency (MHz) for Fundamental polarization. Date: 2024-08-13. A peak is observed at 5210 MHz with a level of approximately 96.96 dBuV/m. A red line indicates the limit at 74.00 dBuV/m.</p> <table border="1"> <thead> <tr> <th>Limit</th> <th>Margin</th> <th>Read</th> <th>Ant</th> <th>Cable</th> <th>Preamp</th> <th>APos</th> <th>TPos</th> <th>Remark</th> </tr> <tr> <th>Freq</th> <th>Level</th> <th>Line</th> <th>(dB)</th> <th>Level</th> <th>Factor</th> <th>Loss</th> <th>Factor</th> <th></th> </tr> <tr> <th>MHz</th> <th>dBuV/m</th> <th>dBuV/m</th> <th>dB</th> <th>dBuV</th> <th>dB/m</th> <th>dB</th> <th>dB</th> <th>cm</th> <th>deg</th> </tr> </thead> <tbody> <tr> <td>1</td> <td>5210.00</td> <td>96.96</td> <td>74.00</td> <td>22.96</td> <td>84.90</td> <td>36.08</td> <td>8.64</td> <td>32.66</td> <td>159</td> <td>104</td> <td>PEAK</td> </tr> </tbody> </table>	Limit	Margin	Read	Ant	Cable	Preamp	APos	TPos	Remark	Freq	Level	Line	(dB)	Level	Factor	Loss	Factor		MHz	dBuV/m	dBuV/m	dB	dBuV	dB/m	dB	dB	cm	deg	1	5210.00	96.96	74.00	22.96	84.90	36.08	8.64	32.66	159	104	PEAK
	Limit	Margin	Read	Ant	Cable	Preamp	APos	TPos	Remark																																																																									
Freq	Level	Line	(dB)	Level	Factor	Loss	Factor																																																																											
MHz	dBuV/m	dBuV/m	dB	dBuV	dB/m	dB	dB	cm	deg																																																																									
1	5136.29	58.22	74.00	-15.78	46.26	36.12	8.51	32.67	159	104	PEAK																																																																							
Limit	Margin	Read	Ant	Cable	Preamp	APos	TPos	Remark																																																																										
Freq	Level	Line	(dB)	Level	Factor	Loss	Factor																																																																											
MHz	dBuV/m	dBuV/m	dB	dBuV	dB/m	dB	dB	cm	deg																																																																									
1	5210.00	96.96	74.00	22.96	84.90	36.08	8.64	32.66	159	104	PEAK																																																																							
Avg	 <p>Level (dBuV/m) vs Frequency (MHz) for Vertical polarization. Date: 2024-08-13. Average level at 5210 MHz is approximately 90.21 dBuV/m. A red line indicates the limit at 74.00 dBuV/m.</p> <table border="1"> <thead> <tr> <th>Limit</th> <th>Margin</th> <th>Read</th> <th>Ant</th> <th>Cable</th> <th>Preamp</th> <th>APos</th> <th>TPos</th> <th>Remark</th> </tr> <tr> <th>Freq</th> <th>Level</th> <th>Line</th> <th>(dB)</th> <th>Level</th> <th>Factor</th> <th>Loss</th> <th>Factor</th> <th></th> </tr> <tr> <th>MHz</th> <th>dBuV/m</th> <th>dBuV/m</th> <th>dB</th> <th>dBuV</th> <th>dB/m</th> <th>dB</th> <th>dB</th> <th>cm</th> <th>deg</th> </tr> </thead> <tbody> <tr> <td>1</td> <td>5149.94</td> <td>50.00</td> <td>74.00</td> <td>-24.00</td> <td>38.02</td> <td>36.11</td> <td>8.54</td> <td>32.67</td> <td>159</td> <td>104</td> <td>AVERAGE</td> </tr> </tbody> </table>	Limit	Margin	Read	Ant	Cable	Preamp	APos	TPos	Remark	Freq	Level	Line	(dB)	Level	Factor	Loss	Factor		MHz	dBuV/m	dBuV/m	dB	dBuV	dB/m	dB	dB	cm	deg	1	5149.94	50.00	74.00	-24.00	38.02	36.11	8.54	32.67	159	104	AVERAGE	 <p>Level (dBuV/m) vs Frequency (MHz) for Fundamental polarization. Date: 2024-08-13. Average level at 5210 MHz is approximately 90.21 dBuV/m. A red line indicates the limit at 74.00 dBuV/m.</p> <table border="1"> <thead> <tr> <th>Limit</th> <th>Margin</th> <th>Read</th> <th>Ant</th> <th>Cable</th> <th>Preamp</th> <th>APos</th> <th>TPos</th> <th>Remark</th> </tr> <tr> <th>Freq</th> <th>Level</th> <th>Line</th> <th>(dB)</th> <th>Level</th> <th>Factor</th> <th>Loss</th> <th>Factor</th> <th></th> </tr> <tr> <th>MHz</th> <th>dBuV/m</th> <th>dBuV/m</th> <th>dB</th> <th>dBuV</th> <th>dB/m</th> <th>dB</th> <th>dB</th> <th>cm</th> <th>deg</th> </tr> </thead> <tbody> <tr> <td>1</td> <td>5210.00</td> <td>90.21</td> <td>74.00</td> <td>16.21</td> <td>78.12</td> <td>36.07</td> <td>8.68</td> <td>32.66</td> <td>159</td> <td>104</td> <td>AVERAGE</td> </tr> </tbody> </table>	Limit	Margin	Read	Ant	Cable	Preamp	APos	TPos	Remark	Freq	Level	Line	(dB)	Level	Factor	Loss	Factor		MHz	dBuV/m	dBuV/m	dB	dBuV	dB/m	dB	dB	cm	deg	1	5210.00	90.21	74.00	16.21	78.12	36.07	8.68	32.66	159	104	AVERAGE
Limit	Margin	Read	Ant	Cable	Preamp	APos	TPos	Remark																																																																										
Freq	Level	Line	(dB)	Level	Factor	Loss	Factor																																																																											
MHz	dBuV/m	dBuV/m	dB	dBuV	dB/m	dB	dB	cm	deg																																																																									
1	5149.94	50.00	74.00	-24.00	38.02	36.11	8.54	32.67	159	104	AVERAGE																																																																							
Limit	Margin	Read	Ant	Cable	Preamp	APos	TPos	Remark																																																																										
Freq	Level	Line	(dB)	Level	Factor	Loss	Factor																																																																											
MHz	dBuV/m	dBuV/m	dB	dBuV	dB/m	dB	dB	cm	deg																																																																									
1	5210.00	90.21	74.00	16.21	78.12	36.07	8.68	32.66	159	104	AVERAGE																																																																							



Mode	25																																							
	Band Edge - R																																							
	U-NII-1_5.15-5.25_802.11ac VHT80_CH42_5210MHz																																							
ANT	3																																							
Pol.	Vertical	Fundamental																																						
Peak	<p>Date: 2024-08-13</p> <table border="1"> <thead> <tr> <th>Limit</th> <th>Margin</th> <th>Read</th> <th>Ant</th> <th>Cable</th> <th>Preamp</th> <th>APos</th> <th>TPos</th> <th>Remark</th> </tr> <tr> <th>Freq</th> <th>Level</th> <th>Line</th> <th>(dB)</th> <th>Level</th> <th>Factor</th> <th>Loss</th> <th>Factor</th> <th></th> </tr> <tr> <th>MHz</th> <th>dBuV/m</th> <th>dBuV/m</th> <th>dB</th> <th>dBuV</th> <th>dB/m</th> <th>dB</th> <th>dB</th> <th>cm</th> <th>deg</th> </tr> </thead> <tbody> <tr> <td>1 5378.00</td> <td>51.62</td> <td>74.00</td> <td>-22.38</td> <td>38.76</td> <td>35.97</td> <td>9.51</td> <td>32.62</td> <td>159</td> <td>104 PEAK</td> </tr> </tbody> </table>	Limit	Margin	Read	Ant	Cable	Preamp	APos	TPos	Remark	Freq	Level	Line	(dB)	Level	Factor	Loss	Factor		MHz	dBuV/m	dBuV/m	dB	dBuV	dB/m	dB	dB	cm	deg	1 5378.00	51.62	74.00	-22.38	38.76	35.97	9.51	32.62	159	104 PEAK	Blank
Limit	Margin	Read	Ant	Cable	Preamp	APos	TPos	Remark																																
Freq	Level	Line	(dB)	Level	Factor	Loss	Factor																																	
MHz	dBuV/m	dBuV/m	dB	dBuV	dB/m	dB	dB	cm	deg																															
1 5378.00	51.62	74.00	-22.38	38.76	35.97	9.51	32.62	159	104 PEAK																															
Avg	<p>Date: 2024-08-13</p> <table border="1"> <thead> <tr> <th>Limit</th> <th>Margin</th> <th>Read</th> <th>Ant</th> <th>Cable</th> <th>Preamp</th> <th>APos</th> <th>TPos</th> <th>Remark</th> </tr> <tr> <th>Freq</th> <th>Level</th> <th>Line</th> <th>(dB)</th> <th>Level</th> <th>Factor</th> <th>Loss</th> <th>Factor</th> <th></th> </tr> <tr> <th>MHz</th> <th>dBuV/m</th> <th>dBuV/m</th> <th>dB</th> <th>dBuV</th> <th>dB/m</th> <th>dB</th> <th>dB</th> <th>cm</th> <th>deg</th> </tr> </thead> <tbody> <tr> <td>1 5440.75</td> <td>42.54</td> <td>54.00</td> <td>-11.46</td> <td>29.53</td> <td>35.94</td> <td>9.68</td> <td>32.61</td> <td>159</td> <td>104 AVERAGE</td> </tr> </tbody> </table>	Limit	Margin	Read	Ant	Cable	Preamp	APos	TPos	Remark	Freq	Level	Line	(dB)	Level	Factor	Loss	Factor		MHz	dBuV/m	dBuV/m	dB	dBuV	dB/m	dB	dB	cm	deg	1 5440.75	42.54	54.00	-11.46	29.53	35.94	9.68	32.61	159	104 AVERAGE	Blank
Limit	Margin	Read	Ant	Cable	Preamp	APos	TPos	Remark																																
Freq	Level	Line	(dB)	Level	Factor	Loss	Factor																																	
MHz	dBuV/m	dBuV/m	dB	dBuV	dB/m	dB	dB	cm	deg																															
1 5440.75	42.54	54.00	-11.46	29.53	35.94	9.68	32.61	159	104 AVERAGE																															



Mode	26																																																									
	Band Edge - L																																																									
	U-NII-2A_5.25-5.35_802.11ac VHT80_CH58_5290MHz																																																									
ANT	3																																																									
Pol.	Horizontal	Fundamental																																																								
Peak	<table border="1"> <thead> <tr> <th>Limit Margin</th> <th>Read</th> <th>Ant</th> <th>Cable</th> <th>Preamp</th> <th>APos</th> <th>TPos</th> </tr> <tr> <th>Freq Level Line (dB)</th> <th>Level Factor</th> <th>Loss Factor</th> <th></th> <th></th> <th></th> <th>Remark</th> </tr> <tr> <th>MHz dBuV/m dBuV/m</th> <th>dBuV</th> <th>dB/m</th> <th>dB</th> <th>dB</th> <th>cm</th> <th>deg</th> </tr> </thead> <tbody> <tr> <td>1 5049.59 52.39 74.00 -21.61</td> <td>40.56</td> <td>36.17</td> <td>8.35</td> <td>32.69</td> <td>374</td> <td>220 PEAK</td> </tr> </tbody> </table>	Limit Margin	Read	Ant	Cable	Preamp	APos	TPos	Freq Level Line (dB)	Level Factor	Loss Factor				Remark	MHz dBuV/m dBuV/m	dBuV	dB/m	dB	dB	cm	deg	1 5049.59 52.39 74.00 -21.61	40.56	36.17	8.35	32.69	374	220 PEAK	<table border="1"> <thead> <tr> <th>Limit Margin</th> <th>Read</th> <th>Ant</th> <th>Cable</th> <th>Preamp</th> <th>APos</th> <th>TPos</th> </tr> <tr> <th>Freq Level Line (dB)</th> <th>Level Factor</th> <th>Loss Factor</th> <th></th> <th></th> <th></th> <th>Remark</th> </tr> <tr> <th>MHz dBuV/m dBuV/m</th> <th>dBuV</th> <th>dB/m</th> <th>dB</th> <th>dB</th> <th>cm</th> <th>deg</th> </tr> </thead> <tbody> <tr> <td>1 5290.00 89.38</td> <td>76.83</td> <td>36.01</td> <td>9.18</td> <td>32.64</td> <td>374</td> <td>220 PEAK</td> </tr> </tbody> </table>	Limit Margin	Read	Ant	Cable	Preamp	APos	TPos	Freq Level Line (dB)	Level Factor	Loss Factor				Remark	MHz dBuV/m dBuV/m	dBuV	dB/m	dB	dB	cm	deg	1 5290.00 89.38	76.83	36.01	9.18	32.64	374	220 PEAK
	Limit Margin	Read	Ant	Cable	Preamp	APos	TPos																																																			
Freq Level Line (dB)	Level Factor	Loss Factor				Remark																																																				
MHz dBuV/m dBuV/m	dBuV	dB/m	dB	dB	cm	deg																																																				
1 5049.59 52.39 74.00 -21.61	40.56	36.17	8.35	32.69	374	220 PEAK																																																				
Limit Margin	Read	Ant	Cable	Preamp	APos	TPos																																																				
Freq Level Line (dB)	Level Factor	Loss Factor				Remark																																																				
MHz dBuV/m dBuV/m	dBuV	dB/m	dB	dB	cm	deg																																																				
1 5290.00 89.38	76.83	36.01	9.18	32.64	374	220 PEAK																																																				
Avg	<table border="1"> <thead> <tr> <th>Limit Margin</th> <th>Read</th> <th>Ant</th> <th>Cable</th> <th>Preamp</th> <th>APos</th> <th>TPos</th> </tr> <tr> <th>Freq Level Line (dB)</th> <th>Level Factor</th> <th>Loss Factor</th> <th></th> <th></th> <th></th> <th>Remark</th> </tr> <tr> <th>MHz dBuV/m dBuV/m</th> <th>dBuV</th> <th>dB/m</th> <th>dB</th> <th>dB</th> <th>cm</th> <th>deg</th> </tr> </thead> <tbody> <tr> <td>1 5102.66 43.61 54.00 -10.39</td> <td>31.70</td> <td>36.14</td> <td>8.45</td> <td>32.68</td> <td>374</td> <td>220 AVERAGE</td> </tr> </tbody> </table>	Limit Margin	Read	Ant	Cable	Preamp	APos	TPos	Freq Level Line (dB)	Level Factor	Loss Factor				Remark	MHz dBuV/m dBuV/m	dBuV	dB/m	dB	dB	cm	deg	1 5102.66 43.61 54.00 -10.39	31.70	36.14	8.45	32.68	374	220 AVERAGE	<table border="1"> <thead> <tr> <th>Limit Margin</th> <th>Read</th> <th>Ant</th> <th>Cable</th> <th>Preamp</th> <th>APos</th> <th>TPos</th> </tr> <tr> <th>Freq Level Line (dB)</th> <th>Level Factor</th> <th>Loss Factor</th> <th></th> <th></th> <th></th> <th>Remark</th> </tr> <tr> <th>MHz dBuV/m dBuV/m</th> <th>dBuV</th> <th>dB/m</th> <th>dB</th> <th>dB</th> <th>cm</th> <th>deg</th> </tr> </thead> <tbody> <tr> <td>1 5290.00 82.82</td> <td>70.27</td> <td>36.01</td> <td>9.18</td> <td>32.64</td> <td>374</td> <td>220 AVERAGE</td> </tr> </tbody> </table>	Limit Margin	Read	Ant	Cable	Preamp	APos	TPos	Freq Level Line (dB)	Level Factor	Loss Factor				Remark	MHz dBuV/m dBuV/m	dBuV	dB/m	dB	dB	cm	deg	1 5290.00 82.82	70.27	36.01	9.18	32.64	374	220 AVERAGE
Limit Margin	Read	Ant	Cable	Preamp	APos	TPos																																																				
Freq Level Line (dB)	Level Factor	Loss Factor				Remark																																																				
MHz dBuV/m dBuV/m	dBuV	dB/m	dB	dB	cm	deg																																																				
1 5102.66 43.61 54.00 -10.39	31.70	36.14	8.45	32.68	374	220 AVERAGE																																																				
Limit Margin	Read	Ant	Cable	Preamp	APos	TPos																																																				
Freq Level Line (dB)	Level Factor	Loss Factor				Remark																																																				
MHz dBuV/m dBuV/m	dBuV	dB/m	dB	dB	cm	deg																																																				
1 5290.00 82.82	70.27	36.01	9.18	32.64	374	220 AVERAGE																																																				



Mode	26																																									
	Band Edge - R																																									
	U-NII-2A_5.25-5.35_802.11ac VHT80_CH58_5290MHz																																									
ANT	3																																									
Pol.	Horizontal	Fundamental																																								
Peak	<p>Date: 2024-08-13</p> <table border="1"> <thead> <tr> <th>Limit</th> <th>Margin</th> <th>Read</th> <th>Ant</th> <th>Cable</th> <th>Preamp</th> <th>APos</th> <th>TPos</th> <th>Remark</th> </tr> <tr> <th>Freq</th> <th>Level</th> <th>Line</th> <th>(dB)</th> <th>Level</th> <th>Factor</th> <th>Loss</th> <th>Factor</th> <th></th> </tr> <tr> <th>MHz</th> <th>dBuV/m</th> <th>dBuV/m</th> <th>dB</th> <th>dBuV</th> <th>dB/m</th> <th>dB</th> <th>dB</th> <th>cm</th> <th>deg</th> </tr> </thead> <tbody> <tr> <td>1</td> <td>5352.73</td> <td>54.97</td> <td>74.00</td> <td>-19.03</td> <td>42.23</td> <td>35.99</td> <td>9.38</td> <td>32.63</td> <td>374</td> <td>220</td> <td>PEAK</td> </tr> </tbody> </table>	Limit	Margin	Read	Ant	Cable	Preamp	APos	TPos	Remark	Freq	Level	Line	(dB)	Level	Factor	Loss	Factor		MHz	dBuV/m	dBuV/m	dB	dBuV	dB/m	dB	dB	cm	deg	1	5352.73	54.97	74.00	-19.03	42.23	35.99	9.38	32.63	374	220	PEAK	Blank
Limit	Margin	Read	Ant	Cable	Preamp	APos	TPos	Remark																																		
Freq	Level	Line	(dB)	Level	Factor	Loss	Factor																																			
MHz	dBuV/m	dBuV/m	dB	dBuV	dB/m	dB	dB	cm	deg																																	
1	5352.73	54.97	74.00	-19.03	42.23	35.99	9.38	32.63	374	220	PEAK																															
Avg	<p>Date: 2024-08-13</p> <table border="1"> <thead> <tr> <th>Limit</th> <th>Margin</th> <th>Read</th> <th>Ant</th> <th>Cable</th> <th>Preamp</th> <th>APos</th> <th>TPos</th> <th>Remark</th> </tr> <tr> <th>Freq</th> <th>Level</th> <th>Line</th> <th>(dB)</th> <th>Level</th> <th>Factor</th> <th>Loss</th> <th>Factor</th> <th></th> </tr> <tr> <th>MHz</th> <th>dBuV/m</th> <th>dBuV/m</th> <th>dB</th> <th>dBuV</th> <th>dB/m</th> <th>dB</th> <th>dB</th> <th>cm</th> <th>deg</th> </tr> </thead> <tbody> <tr> <td>1</td> <td>5353.24</td> <td>47.67</td> <td>54.00</td> <td>-6.33</td> <td>34.93</td> <td>35.99</td> <td>9.38</td> <td>32.63</td> <td>374</td> <td>220</td> <td>AVERAGE</td> </tr> </tbody> </table>	Limit	Margin	Read	Ant	Cable	Preamp	APos	TPos	Remark	Freq	Level	Line	(dB)	Level	Factor	Loss	Factor		MHz	dBuV/m	dBuV/m	dB	dBuV	dB/m	dB	dB	cm	deg	1	5353.24	47.67	54.00	-6.33	34.93	35.99	9.38	32.63	374	220	AVERAGE	Blank
Limit	Margin	Read	Ant	Cable	Preamp	APos	TPos	Remark																																		
Freq	Level	Line	(dB)	Level	Factor	Loss	Factor																																			
MHz	dBuV/m	dBuV/m	dB	dBuV	dB/m	dB	dB	cm	deg																																	
1	5353.24	47.67	54.00	-6.33	34.93	35.99	9.38	32.63	374	220	AVERAGE																															



Mode	26																																																	
	Band Edge - L																																																	
	U-NII-2A_5.25-5.35_802.11ac VHT80_CH58_5290MHz																																																	
ANT	3																																																	
Pol.	Vertical	Fundamental																																																
Peak	<table border="1"> <thead> <tr> <th>Limit Margin</th> <th>Read</th> <th>Ant</th> <th>Cable</th> <th>Preamp</th> <th>APos</th> <th>TPos</th> <th>Remark</th> </tr> <tr> <th>Freq Level Line (dB)</th> <th>Level Factor</th> <th>Loss Factor</th> <th></th> <th></th> <th>cm</th> <th>deg</th> <th></th> </tr> </thead> <tbody> <tr> <td>1 5068.15 52.76 74.00 -21.24</td> <td>40.91</td> <td>36.16</td> <td>8.38</td> <td>32.69</td> <td>220</td> <td>85</td> <td>PEAK</td> </tr> </tbody> </table>	Limit Margin	Read	Ant	Cable	Preamp	APos	TPos	Remark	Freq Level Line (dB)	Level Factor	Loss Factor			cm	deg		1 5068.15 52.76 74.00 -21.24	40.91	36.16	8.38	32.69	220	85	PEAK	<table border="1"> <thead> <tr> <th>Limit Margin</th> <th>Read</th> <th>Ant</th> <th>Cable</th> <th>Preamp</th> <th>APos</th> <th>TPos</th> <th>Remark</th> </tr> <tr> <th>Freq Level Line (dB)</th> <th>Level Factor</th> <th>Loss Factor</th> <th></th> <th></th> <th>cm</th> <th>deg</th> <th></th> </tr> </thead> <tbody> <tr> <td>1 5290.00 96.16</td> <td>83.61</td> <td>36.01</td> <td>9.18</td> <td>32.64</td> <td>220</td> <td>85</td> <td>PEAK</td> </tr> </tbody> </table>	Limit Margin	Read	Ant	Cable	Preamp	APos	TPos	Remark	Freq Level Line (dB)	Level Factor	Loss Factor			cm	deg		1 5290.00 96.16	83.61	36.01	9.18	32.64	220	85	PEAK
	Limit Margin	Read	Ant	Cable	Preamp	APos	TPos	Remark																																										
Freq Level Line (dB)	Level Factor	Loss Factor			cm	deg																																												
1 5068.15 52.76 74.00 -21.24	40.91	36.16	8.38	32.69	220	85	PEAK																																											
Limit Margin	Read	Ant	Cable	Preamp	APos	TPos	Remark																																											
Freq Level Line (dB)	Level Factor	Loss Factor			cm	deg																																												
1 5290.00 96.16	83.61	36.01	9.18	32.64	220	85	PEAK																																											
Avg	<table border="1"> <thead> <tr> <th>Limit Margin</th> <th>Read</th> <th>Ant</th> <th>Cable</th> <th>Preamp</th> <th>APos</th> <th>TPos</th> <th>Remark</th> </tr> <tr> <th>Freq Level Line (dB)</th> <th>Level Factor</th> <th>Loss Factor</th> <th></th> <th></th> <th>cm</th> <th>deg</th> <th></th> </tr> </thead> <tbody> <tr> <td>1 5000.58 43.81 54.00 -10.19</td> <td>31.97</td> <td>36.20</td> <td>8.34</td> <td>32.70</td> <td>220</td> <td>85</td> <td>AVERAGE</td> </tr> </tbody> </table>	Limit Margin	Read	Ant	Cable	Preamp	APos	TPos	Remark	Freq Level Line (dB)	Level Factor	Loss Factor			cm	deg		1 5000.58 43.81 54.00 -10.19	31.97	36.20	8.34	32.70	220	85	AVERAGE	<table border="1"> <thead> <tr> <th>Limit Margin</th> <th>Read</th> <th>Ant</th> <th>Cable</th> <th>Preamp</th> <th>APos</th> <th>TPos</th> <th>Remark</th> </tr> <tr> <th>Freq Level Line (dB)</th> <th>Level Factor</th> <th>Loss Factor</th> <th></th> <th></th> <th>cm</th> <th>deg</th> <th></th> </tr> </thead> <tbody> <tr> <td>1 5290.00 89.62</td> <td>77.07</td> <td>36.01</td> <td>9.18</td> <td>32.64</td> <td>220</td> <td>85</td> <td>AVERAGE</td> </tr> </tbody> </table>	Limit Margin	Read	Ant	Cable	Preamp	APos	TPos	Remark	Freq Level Line (dB)	Level Factor	Loss Factor			cm	deg		1 5290.00 89.62	77.07	36.01	9.18	32.64	220	85	AVERAGE
Limit Margin	Read	Ant	Cable	Preamp	APos	TPos	Remark																																											
Freq Level Line (dB)	Level Factor	Loss Factor			cm	deg																																												
1 5000.58 43.81 54.00 -10.19	31.97	36.20	8.34	32.70	220	85	AVERAGE																																											
Limit Margin	Read	Ant	Cable	Preamp	APos	TPos	Remark																																											
Freq Level Line (dB)	Level Factor	Loss Factor			cm	deg																																												
1 5290.00 89.62	77.07	36.01	9.18	32.64	220	85	AVERAGE																																											



Mode	26																																									
	Band Edge - R																																									
	U-NII-2A_5.25-5.35_802.11ac VHT80_CH58_5290MHz																																									
ANT	3																																									
Pol.	Vertical	Fundamental																																								
Peak	<p>Date: 2024-08-13</p> <table border="1"> <thead> <tr> <th>Limit</th> <th>Margin</th> <th>Read</th> <th>Ant</th> <th>Cable</th> <th>Preamp</th> <th>APos</th> <th>TPos</th> <th>Remark</th> </tr> <tr> <th>Freq</th> <th>Level</th> <th>Line</th> <th>(dB)</th> <th>Level</th> <th>Factor</th> <th>Loss</th> <th>Factor</th> <th></th> </tr> <tr> <th>MHz</th> <th>dBuV/m</th> <th>dBuV/m</th> <th>dB</th> <th>dBuV</th> <th>dB/m</th> <th>dB</th> <th>dB</th> <th>cm</th> <th>deg</th> </tr> </thead> <tbody> <tr> <td>1</td> <td>5351.54</td> <td>57.66</td> <td>74.00</td> <td>-16.34</td> <td>44.93</td> <td>35.99</td> <td>9.37</td> <td>32.63</td> <td>220</td> <td>85</td> <td>PEAK</td> </tr> </tbody> </table>	Limit	Margin	Read	Ant	Cable	Preamp	APos	TPos	Remark	Freq	Level	Line	(dB)	Level	Factor	Loss	Factor		MHz	dBuV/m	dBuV/m	dB	dBuV	dB/m	dB	dB	cm	deg	1	5351.54	57.66	74.00	-16.34	44.93	35.99	9.37	32.63	220	85	PEAK	Blank
Limit	Margin	Read	Ant	Cable	Preamp	APos	TPos	Remark																																		
Freq	Level	Line	(dB)	Level	Factor	Loss	Factor																																			
MHz	dBuV/m	dBuV/m	dB	dBuV	dB/m	dB	dB	cm	deg																																	
1	5351.54	57.66	74.00	-16.34	44.93	35.99	9.37	32.63	220	85	PEAK																															
Avg	<p>Date: 2024-08-13</p> <table border="1"> <thead> <tr> <th>Limit</th> <th>Margin</th> <th>Read</th> <th>Ant</th> <th>Cable</th> <th>Preamp</th> <th>APos</th> <th>TPos</th> <th>Remark</th> </tr> <tr> <th>Freq</th> <th>Level</th> <th>Line</th> <th>(dB)</th> <th>Level</th> <th>Factor</th> <th>Loss</th> <th>Factor</th> <th></th> </tr> <tr> <th>MHz</th> <th>dBuV/m</th> <th>dBuV/m</th> <th>dB</th> <th>dBuV</th> <th>dB/m</th> <th>dB</th> <th>dB</th> <th>cm</th> <th>deg</th> </tr> </thead> <tbody> <tr> <td>1</td> <td>5350.52</td> <td>50.56</td> <td>54.00</td> <td>-3.44</td> <td>37.83</td> <td>35.99</td> <td>9.37</td> <td>32.63</td> <td>220</td> <td>85</td> <td>AVERAGE</td> </tr> </tbody> </table>	Limit	Margin	Read	Ant	Cable	Preamp	APos	TPos	Remark	Freq	Level	Line	(dB)	Level	Factor	Loss	Factor		MHz	dBuV/m	dBuV/m	dB	dBuV	dB/m	dB	dB	cm	deg	1	5350.52	50.56	54.00	-3.44	37.83	35.99	9.37	32.63	220	85	AVERAGE	Blank
Limit	Margin	Read	Ant	Cable	Preamp	APos	TPos	Remark																																		
Freq	Level	Line	(dB)	Level	Factor	Loss	Factor																																			
MHz	dBuV/m	dBuV/m	dB	dBuV	dB/m	dB	dB	cm	deg																																	
1	5350.52	50.56	54.00	-3.44	37.83	35.99	9.37	32.63	220	85	AVERAGE																															

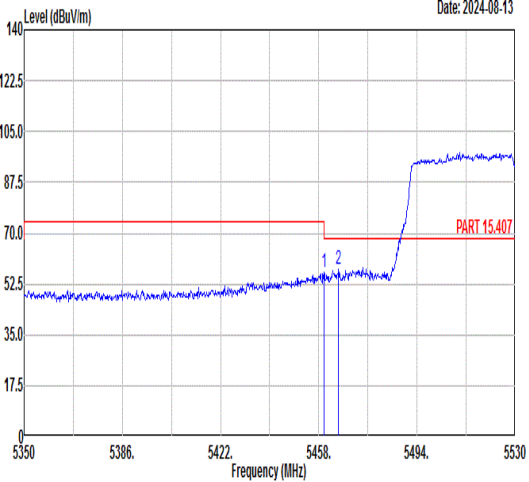
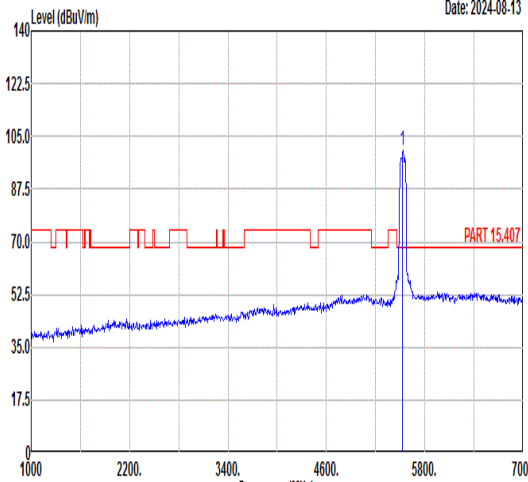
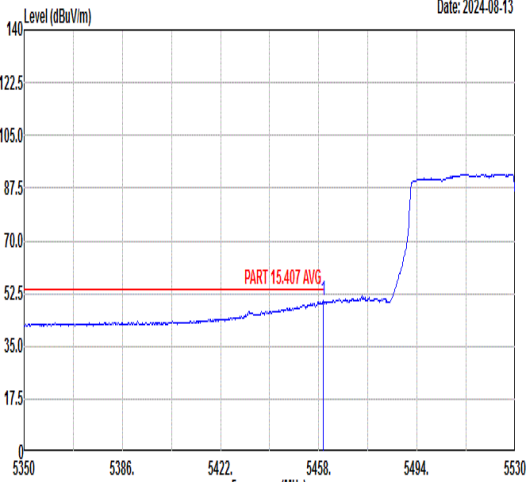
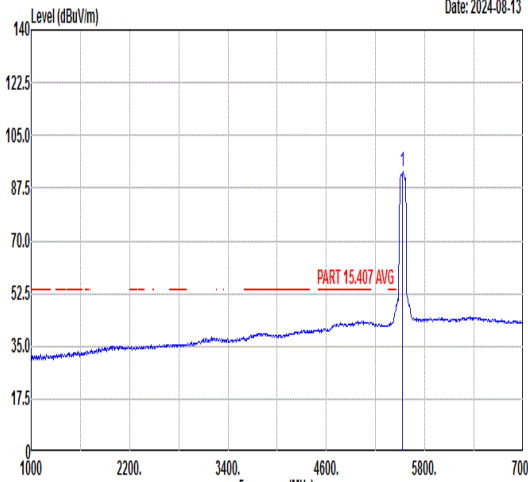


Mode	27																																																									
	Band Edge - L																																																									
	U-NII-2C_5.47-5.725_802.11ac VHT80_CH106_5530MHz																																																									
ANT	3																																																									
Pol.	Horizontal	Fundamental																																																								
Peak	<table border="1"> <thead> <tr> <th>Limit Margin</th> <th>Read</th> <th>Ant</th> <th>Cable</th> <th>Preamp</th> <th>APos</th> <th>TPos</th> <th>Remark</th> </tr> <tr> <th>Freq Level Line (dB)</th> <th>Level Factor</th> <th>Loss Factor</th> <th>Loss Factor</th> <th></th> <th>cm</th> <th>deg</th> <th></th> </tr> </thead> <tbody> <tr> <td>1 5458.54 53.52 74.00 -20.48</td> <td>40.52</td> <td>35.92</td> <td>9.69</td> <td>32.61</td> <td>321</td> <td>218</td> <td>PEAK</td> </tr> <tr> <td>2 5464.12 53.98 68.30 -14.32</td> <td>40.98</td> <td>35.92</td> <td>9.69</td> <td>32.61</td> <td>321</td> <td>218</td> <td>PEAK</td> </tr> </tbody> </table>	Limit Margin	Read	Ant	Cable	Preamp	APos	TPos	Remark	Freq Level Line (dB)	Level Factor	Loss Factor	Loss Factor		cm	deg		1 5458.54 53.52 74.00 -20.48	40.52	35.92	9.69	32.61	321	218	PEAK	2 5464.12 53.98 68.30 -14.32	40.98	35.92	9.69	32.61	321	218	PEAK	<table border="1"> <thead> <tr> <th>Limit Margin</th> <th>Read</th> <th>Ant</th> <th>Cable</th> <th>Preamp</th> <th>APos</th> <th>TPos</th> <th>Remark</th> </tr> <tr> <th>Freq Level Line (dB)</th> <th>Level Factor</th> <th>Loss Factor</th> <th>Loss Factor</th> <th></th> <th>cm</th> <th>deg</th> <th></th> </tr> </thead> <tbody> <tr> <td>1 5530.00 92.11 -----</td> <td>79.07</td> <td>35.93</td> <td>9.72</td> <td>32.61</td> <td>321</td> <td>218</td> <td>PEAK</td> </tr> </tbody> </table>	Limit Margin	Read	Ant	Cable	Preamp	APos	TPos	Remark	Freq Level Line (dB)	Level Factor	Loss Factor	Loss Factor		cm	deg		1 5530.00 92.11 -----	79.07	35.93	9.72	32.61	321	218	PEAK
	Limit Margin	Read	Ant	Cable	Preamp	APos	TPos	Remark																																																		
Freq Level Line (dB)	Level Factor	Loss Factor	Loss Factor		cm	deg																																																				
1 5458.54 53.52 74.00 -20.48	40.52	35.92	9.69	32.61	321	218	PEAK																																																			
2 5464.12 53.98 68.30 -14.32	40.98	35.92	9.69	32.61	321	218	PEAK																																																			
Limit Margin	Read	Ant	Cable	Preamp	APos	TPos	Remark																																																			
Freq Level Line (dB)	Level Factor	Loss Factor	Loss Factor		cm	deg																																																				
1 5530.00 92.11 -----	79.07	35.93	9.72	32.61	321	218	PEAK																																																			
Avg	<table border="1"> <thead> <tr> <th>Limit Margin</th> <th>Read</th> <th>Ant</th> <th>Cable</th> <th>Preamp</th> <th>APos</th> <th>TPos</th> <th>Remark</th> </tr> <tr> <th>Freq Level Line (dB)</th> <th>Level Factor</th> <th>Loss Factor</th> <th>Loss Factor</th> <th></th> <th>cm</th> <th>deg</th> <th></th> </tr> </thead> <tbody> <tr> <td>1 5458.18 45.82 54.00 -8.18</td> <td>32.81</td> <td>35.93</td> <td>9.69</td> <td>32.61</td> <td>321</td> <td>218</td> <td>AVERAGE</td> </tr> </tbody> </table>	Limit Margin	Read	Ant	Cable	Preamp	APos	TPos	Remark	Freq Level Line (dB)	Level Factor	Loss Factor	Loss Factor		cm	deg		1 5458.18 45.82 54.00 -8.18	32.81	35.93	9.69	32.61	321	218	AVERAGE	<table border="1"> <thead> <tr> <th>Limit Margin</th> <th>Read</th> <th>Ant</th> <th>Cable</th> <th>Preamp</th> <th>APos</th> <th>TPos</th> <th>Remark</th> </tr> <tr> <th>Freq Level Line (dB)</th> <th>Level Factor</th> <th>Loss Factor</th> <th>Loss Factor</th> <th></th> <th>cm</th> <th>deg</th> <th></th> </tr> </thead> <tbody> <tr> <td>1 5530.00 85.51 -----</td> <td>72.49</td> <td>35.91</td> <td>9.71</td> <td>32.60</td> <td>321</td> <td>218</td> <td>AVERAGE</td> </tr> </tbody> </table>	Limit Margin	Read	Ant	Cable	Preamp	APos	TPos	Remark	Freq Level Line (dB)	Level Factor	Loss Factor	Loss Factor		cm	deg		1 5530.00 85.51 -----	72.49	35.91	9.71	32.60	321	218	AVERAGE								
Limit Margin	Read	Ant	Cable	Preamp	APos	TPos	Remark																																																			
Freq Level Line (dB)	Level Factor	Loss Factor	Loss Factor		cm	deg																																																				
1 5458.18 45.82 54.00 -8.18	32.81	35.93	9.69	32.61	321	218	AVERAGE																																																			
Limit Margin	Read	Ant	Cable	Preamp	APos	TPos	Remark																																																			
Freq Level Line (dB)	Level Factor	Loss Factor	Loss Factor		cm	deg																																																				
1 5530.00 85.51 -----	72.49	35.91	9.71	32.60	321	218	AVERAGE																																																			



Mode	27																																					
	Band Edge - R																																					
	U-NII-2C_5.47-5.725_802.11ac VHT80_CH106_5530MHz																																					
ANT	3																																					
Pol.	Horizontal	Fundamental																																				
Peak	<p>Date: 2024-08-13</p> <table border="1"> <thead> <tr> <th>Limit</th> <th>Margin</th> <th>Read</th> <th>Ant</th> <th>Cable</th> <th>Preamp</th> <th>APos</th> <th>TPos</th> <th>Remark</th> </tr> <tr> <th>Freq</th> <th>Level</th> <th>Line</th> <th>Level</th> <th>Factor</th> <th>Loss Factor</th> <th></th> <th></th> <th></th> </tr> <tr> <th>MHz</th> <th>dBuV/m</th> <th>dBuV/m</th> <th>dBuV</th> <th>dB/m</th> <th>dB</th> <th>dB</th> <th>cm</th> <th>deg</th> </tr> </thead> <tbody> <tr> <td>1 5741.03</td> <td>52.69</td> <td>68.30</td> <td>-15.61</td> <td>39.10</td> <td>36.24</td> <td>10.05</td> <td>32.70</td> <td>321 218 PEAK</td> </tr> </tbody> </table>	Limit	Margin	Read	Ant	Cable	Preamp	APos	TPos	Remark	Freq	Level	Line	Level	Factor	Loss Factor				MHz	dBuV/m	dBuV/m	dBuV	dB/m	dB	dB	cm	deg	1 5741.03	52.69	68.30	-15.61	39.10	36.24	10.05	32.70	321 218 PEAK	Blank
Limit	Margin	Read	Ant	Cable	Preamp	APos	TPos	Remark																														
Freq	Level	Line	Level	Factor	Loss Factor																																	
MHz	dBuV/m	dBuV/m	dBuV	dB/m	dB	dB	cm	deg																														
1 5741.03	52.69	68.30	-15.61	39.10	36.24	10.05	32.70	321 218 PEAK																														



Mode	27																																																																																					
	Band Edge - L																																																																																					
	U-NII-2C_5.47-5.725_802.11ac VHT80_CH106_5530MHz																																																																																					
ANT	3																																																																																					
Pol.	Vertical	Fundamental																																																																																				
Peak	 <p style="text-align: right;">Date: 2024-08-13</p> <table border="1"> <thead> <tr> <th>Limit</th> <th>Margin</th> <th>Read</th> <th>Ant</th> <th>Cable</th> <th>Preamp</th> <th>APos</th> <th>TPos</th> <th></th> </tr> <tr> <th>Freq</th> <th>Level</th> <th>Line</th> <th>(dB)</th> <th>Level</th> <th>Factor</th> <th>Loss</th> <th>Factor</th> <th>Remark</th> </tr> <tr> <th>MHz</th> <th>dBuV/m</th> <th>dBuV/m</th> <th>dBuV</th> <th>dB/m</th> <th>dB</th> <th>dB</th> <th>cm</th> <th>deg</th> </tr> </thead> <tbody> <tr> <td>1</td> <td>5459.80</td> <td>56.32</td> <td>74.00</td> <td>-17.68</td> <td>43.32</td> <td>35.92</td> <td>9.69</td> <td>32.61</td> <td>151 93 PEAK</td> </tr> <tr> <td>2</td> <td>5465.20</td> <td>57.70</td> <td>68.30</td> <td>-10.60</td> <td>44.70</td> <td>35.92</td> <td>9.69</td> <td>32.61</td> <td>151 93 PEAK</td> </tr> </tbody> </table>	Limit	Margin	Read	Ant	Cable	Preamp	APos	TPos		Freq	Level	Line	(dB)	Level	Factor	Loss	Factor	Remark	MHz	dBuV/m	dBuV/m	dBuV	dB/m	dB	dB	cm	deg	1	5459.80	56.32	74.00	-17.68	43.32	35.92	9.69	32.61	151 93 PEAK	2	5465.20	57.70	68.30	-10.60	44.70	35.92	9.69	32.61	151 93 PEAK	 <p style="text-align: right;">Date: 2024-08-13</p> <table border="1"> <thead> <tr> <th>Limit</th> <th>Margin</th> <th>Read</th> <th>Ant</th> <th>Cable</th> <th>Preamp</th> <th>APos</th> <th>TPos</th> <th></th> </tr> <tr> <th>Freq</th> <th>Level</th> <th>Line</th> <th>(dB)</th> <th>Level</th> <th>Factor</th> <th>Loss</th> <th>Factor</th> <th>Remark</th> </tr> <tr> <th>MHz</th> <th>dBuV/m</th> <th>dBuV/m</th> <th>dBuV</th> <th>dB/m</th> <th>dB</th> <th>dB</th> <th>cm</th> <th>deg</th> </tr> </thead> <tbody> <tr> <td>1</td> <td>5530.00</td> <td>100.37</td> <td>-----</td> <td>-----</td> <td>87.30</td> <td>35.95</td> <td>9.73</td> <td>32.61</td> <td>151 93 PEAK</td> </tr> </tbody> </table>	Limit	Margin	Read	Ant	Cable	Preamp	APos	TPos		Freq	Level	Line	(dB)	Level	Factor	Loss	Factor	Remark	MHz	dBuV/m	dBuV/m	dBuV	dB/m	dB	dB	cm	deg	1	5530.00	100.37	-----	-----	87.30	35.95	9.73	32.61	151 93 PEAK
	Limit	Margin	Read	Ant	Cable	Preamp	APos	TPos																																																																														
Freq	Level	Line	(dB)	Level	Factor	Loss	Factor	Remark																																																																														
MHz	dBuV/m	dBuV/m	dBuV	dB/m	dB	dB	cm	deg																																																																														
1	5459.80	56.32	74.00	-17.68	43.32	35.92	9.69	32.61	151 93 PEAK																																																																													
2	5465.20	57.70	68.30	-10.60	44.70	35.92	9.69	32.61	151 93 PEAK																																																																													
Limit	Margin	Read	Ant	Cable	Preamp	APos	TPos																																																																															
Freq	Level	Line	(dB)	Level	Factor	Loss	Factor	Remark																																																																														
MHz	dBuV/m	dBuV/m	dBuV	dB/m	dB	dB	cm	deg																																																																														
1	5530.00	100.37	-----	-----	87.30	35.95	9.73	32.61	151 93 PEAK																																																																													
Avg	 <p style="text-align: right;">Date: 2024-08-13</p> <table border="1"> <thead> <tr> <th>Limit</th> <th>Margin</th> <th>Read</th> <th>Ant</th> <th>Cable</th> <th>Preamp</th> <th>APos</th> <th>TPos</th> <th></th> </tr> <tr> <th>Freq</th> <th>Level</th> <th>Line</th> <th>(dB)</th> <th>Level</th> <th>Factor</th> <th>Loss</th> <th>Factor</th> <th>Remark</th> </tr> <tr> <th>MHz</th> <th>dBuV/m</th> <th>dBuV/m</th> <th>dBuV</th> <th>dB/m</th> <th>dB</th> <th>dB</th> <th>cm</th> <th>deg</th> </tr> </thead> <tbody> <tr> <td>1</td> <td>5459.62</td> <td>49.95</td> <td>54.00</td> <td>-4.05</td> <td>36.95</td> <td>35.92</td> <td>9.69</td> <td>32.61</td> <td>151 93 AVERAGE</td> </tr> </tbody> </table>	Limit	Margin	Read	Ant	Cable	Preamp	APos	TPos		Freq	Level	Line	(dB)	Level	Factor	Loss	Factor	Remark	MHz	dBuV/m	dBuV/m	dBuV	dB/m	dB	dB	cm	deg	1	5459.62	49.95	54.00	-4.05	36.95	35.92	9.69	32.61	151 93 AVERAGE	 <p style="text-align: right;">Date: 2024-08-13</p> <table border="1"> <thead> <tr> <th>Limit</th> <th>Margin</th> <th>Read</th> <th>Ant</th> <th>Cable</th> <th>Preamp</th> <th>APos</th> <th>TPos</th> <th></th> </tr> <tr> <th>Freq</th> <th>Level</th> <th>Line</th> <th>(dB)</th> <th>Level</th> <th>Factor</th> <th>Loss</th> <th>Factor</th> <th>Remark</th> </tr> <tr> <th>MHz</th> <th>dBuV/m</th> <th>dBuV/m</th> <th>dBuV</th> <th>dB/m</th> <th>dB</th> <th>dB</th> <th>cm</th> <th>deg</th> </tr> </thead> <tbody> <tr> <td>1</td> <td>5530.00</td> <td>93.12</td> <td>-----</td> <td>-----</td> <td>80.05</td> <td>35.95</td> <td>9.73</td> <td>32.61</td> <td>151 93 AVERAGE</td> </tr> </tbody> </table>	Limit	Margin	Read	Ant	Cable	Preamp	APos	TPos		Freq	Level	Line	(dB)	Level	Factor	Loss	Factor	Remark	MHz	dBuV/m	dBuV/m	dBuV	dB/m	dB	dB	cm	deg	1	5530.00	93.12	-----	-----	80.05	35.95	9.73	32.61	151 93 AVERAGE										
Limit	Margin	Read	Ant	Cable	Preamp	APos	TPos																																																																															
Freq	Level	Line	(dB)	Level	Factor	Loss	Factor	Remark																																																																														
MHz	dBuV/m	dBuV/m	dBuV	dB/m	dB	dB	cm	deg																																																																														
1	5459.62	49.95	54.00	-4.05	36.95	35.92	9.69	32.61	151 93 AVERAGE																																																																													
Limit	Margin	Read	Ant	Cable	Preamp	APos	TPos																																																																															
Freq	Level	Line	(dB)	Level	Factor	Loss	Factor	Remark																																																																														
MHz	dBuV/m	dBuV/m	dBuV	dB/m	dB	dB	cm	deg																																																																														
1	5530.00	93.12	-----	-----	80.05	35.95	9.73	32.61	151 93 AVERAGE																																																																													



Mode	27																																									
	Band Edge - R																																									
	U-NII-2C_5.47-5.725_802.11ac VHT80_CH106_5530MHz																																									
ANT	3																																									
Pol.	Vertical	Fundamental																																								
Peak	<p>Date: 2024-08-13</p> <table border="1"> <thead> <tr> <th>Limit</th> <th>Margin</th> <th>Read</th> <th>Ant</th> <th>Cable</th> <th>Preamp</th> <th>APos</th> <th>TPos</th> <th>Remark</th> </tr> <tr> <th>Freq</th> <th>Level</th> <th>Line</th> <th>(dB)</th> <th>Level</th> <th>Factor</th> <th>Loss</th> <th>Factor</th> <th></th> </tr> <tr> <th>MHz</th> <th>dBuV/m</th> <th>dBuV/m</th> <th>dB</th> <th>dBuV</th> <th>dB/m</th> <th>dB</th> <th>dB</th> <th>cm</th> <th>deg</th> </tr> </thead> <tbody> <tr> <td>1</td> <td>5748.32</td> <td>51.76</td> <td>68.30</td> <td>-16.54</td> <td>38.14</td> <td>36.25</td> <td>10.07</td> <td>32.70</td> <td>151</td> <td>93</td> <td>PEAK</td> </tr> </tbody> </table>	Limit	Margin	Read	Ant	Cable	Preamp	APos	TPos	Remark	Freq	Level	Line	(dB)	Level	Factor	Loss	Factor		MHz	dBuV/m	dBuV/m	dB	dBuV	dB/m	dB	dB	cm	deg	1	5748.32	51.76	68.30	-16.54	38.14	36.25	10.07	32.70	151	93	PEAK	Blank
Limit	Margin	Read	Ant	Cable	Preamp	APos	TPos	Remark																																		
Freq	Level	Line	(dB)	Level	Factor	Loss	Factor																																			
MHz	dBuV/m	dBuV/m	dB	dBuV	dB/m	dB	dB	cm	deg																																	
1	5748.32	51.76	68.30	-16.54	38.14	36.25	10.07	32.70	151	93	PEAK																															



Mode	28																																																									
	Band Edge - L																																																									
	U-NII-2C_5.47-5.725_802.11ac VHT80_CH122_5610MHz																																																									
ANT	3																																																									
Pol.	Horizontal	Fundamental																																																								
Peak	<table border="1"> <thead> <tr> <th>Limit Margin</th> <th>Read</th> <th>Ant</th> <th>Cable</th> <th>Preamp</th> <th>APos</th> <th>TPos</th> <th>Remark</th> </tr> <tr> <th>Freq Level Line (dB)</th> <th>Level Factor</th> <th>Loss Factor</th> <th></th> <th></th> <th>cm</th> <th>deg</th> <th></th> </tr> </thead> <tbody> <tr> <td>1 5397.58 50.73 74.00 -23.27</td> <td>37.78</td> <td>35.96</td> <td>9.61</td> <td>32.62</td> <td>400</td> <td>262</td> <td>PEAK</td> </tr> <tr> <td>2 5466.48 51.53 68.30 -16.77</td> <td>38.53</td> <td>35.92</td> <td>9.69</td> <td>32.61</td> <td>400</td> <td>262</td> <td>PEAK</td> </tr> </tbody> </table>	Limit Margin	Read	Ant	Cable	Preamp	APos	TPos	Remark	Freq Level Line (dB)	Level Factor	Loss Factor			cm	deg		1 5397.58 50.73 74.00 -23.27	37.78	35.96	9.61	32.62	400	262	PEAK	2 5466.48 51.53 68.30 -16.77	38.53	35.92	9.69	32.61	400	262	PEAK	<table border="1"> <thead> <tr> <th>Limit Margin</th> <th>Read</th> <th>Ant</th> <th>Cable</th> <th>Preamp</th> <th>APos</th> <th>TPos</th> <th>Remark</th> </tr> <tr> <th>Freq Level Line (dB)</th> <th>Level Factor</th> <th>Loss Factor</th> <th></th> <th></th> <th>cm</th> <th>deg</th> <th></th> </tr> </thead> <tbody> <tr> <td>1 5610.00 93.82</td> <td>80.68</td> <td>36.02</td> <td>9.75</td> <td>32.63</td> <td>400</td> <td>262</td> <td>PEAK</td> </tr> </tbody> </table>	Limit Margin	Read	Ant	Cable	Preamp	APos	TPos	Remark	Freq Level Line (dB)	Level Factor	Loss Factor			cm	deg		1 5610.00 93.82	80.68	36.02	9.75	32.63	400	262	PEAK
	Limit Margin	Read	Ant	Cable	Preamp	APos	TPos	Remark																																																		
Freq Level Line (dB)	Level Factor	Loss Factor			cm	deg																																																				
1 5397.58 50.73 74.00 -23.27	37.78	35.96	9.61	32.62	400	262	PEAK																																																			
2 5466.48 51.53 68.30 -16.77	38.53	35.92	9.69	32.61	400	262	PEAK																																																			
Limit Margin	Read	Ant	Cable	Preamp	APos	TPos	Remark																																																			
Freq Level Line (dB)	Level Factor	Loss Factor			cm	deg																																																				
1 5610.00 93.82	80.68	36.02	9.75	32.63	400	262	PEAK																																																			
Avg	<table border="1"> <thead> <tr> <th>Limit Margin</th> <th>Read</th> <th>Ant</th> <th>Cable</th> <th>Preamp</th> <th>APos</th> <th>TPos</th> <th>Remark</th> </tr> <tr> <th>Freq Level Line (dB)</th> <th>Level Factor</th> <th>Loss Factor</th> <th></th> <th></th> <th>cm</th> <th>deg</th> <th></th> </tr> </thead> <tbody> <tr> <td>1 5459.46 43.14 54.00 -10.86</td> <td>30.14</td> <td>35.92</td> <td>9.69</td> <td>32.61</td> <td>400</td> <td>262</td> <td>AVERAGE</td> </tr> </tbody> </table>	Limit Margin	Read	Ant	Cable	Preamp	APos	TPos	Remark	Freq Level Line (dB)	Level Factor	Loss Factor			cm	deg		1 5459.46 43.14 54.00 -10.86	30.14	35.92	9.69	32.61	400	262	AVERAGE	<table border="1"> <thead> <tr> <th>Limit Margin</th> <th>Read</th> <th>Ant</th> <th>Cable</th> <th>Preamp</th> <th>APos</th> <th>TPos</th> <th>Remark</th> </tr> <tr> <th>Freq Level Line (dB)</th> <th>Level Factor</th> <th>Loss Factor</th> <th></th> <th></th> <th>cm</th> <th>deg</th> <th></th> </tr> </thead> <tbody> <tr> <td>1 5610.00 86.65</td> <td>73.52</td> <td>36.01</td> <td>9.75</td> <td>32.63</td> <td>400</td> <td>262</td> <td>AVERAGE</td> </tr> </tbody> </table>	Limit Margin	Read	Ant	Cable	Preamp	APos	TPos	Remark	Freq Level Line (dB)	Level Factor	Loss Factor			cm	deg		1 5610.00 86.65	73.52	36.01	9.75	32.63	400	262	AVERAGE								
Limit Margin	Read	Ant	Cable	Preamp	APos	TPos	Remark																																																			
Freq Level Line (dB)	Level Factor	Loss Factor			cm	deg																																																				
1 5459.46 43.14 54.00 -10.86	30.14	35.92	9.69	32.61	400	262	AVERAGE																																																			
Limit Margin	Read	Ant	Cable	Preamp	APos	TPos	Remark																																																			
Freq Level Line (dB)	Level Factor	Loss Factor			cm	deg																																																				
1 5610.00 86.65	73.52	36.01	9.75	32.63	400	262	AVERAGE																																																			



Mode	28																																							
	Band Edge - R																																							
	U-NII-2C_5.47-5.725_802.11ac VHT80_CH122_5610MHz																																							
ANT	3																																							
Pol.	Horizontal	Fundamental																																						
Peak	<p>Date: 2024-08-13</p> <table border="1"> <thead> <tr> <th>Limit</th> <th>Margin</th> <th>Read</th> <th>Ant</th> <th>Cable</th> <th>Preamp</th> <th>APos</th> <th>TPos</th> <th>Remark</th> </tr> <tr> <th>Freq</th> <th>Level</th> <th>Line</th> <th>Level</th> <th>Factor</th> <th>Loss Factor</th> <th></th> <th></th> <th></th> </tr> <tr> <th>MHz</th> <th>dBuV/m</th> <th>dBuV/m</th> <th>dBuV</th> <th>dB/m</th> <th>dB</th> <th>dB</th> <th>cm</th> <th>deg</th> </tr> </thead> <tbody> <tr> <td>1</td> <td>5741.91</td> <td>52.17</td> <td>68.30</td> <td>-16.13</td> <td>38.58</td> <td>36.24</td> <td>10.05</td> <td>32.70</td> <td>400</td> <td>262 PEAK</td> </tr> </tbody> </table>	Limit	Margin	Read	Ant	Cable	Preamp	APos	TPos	Remark	Freq	Level	Line	Level	Factor	Loss Factor				MHz	dBuV/m	dBuV/m	dBuV	dB/m	dB	dB	cm	deg	1	5741.91	52.17	68.30	-16.13	38.58	36.24	10.05	32.70	400	262 PEAK	Blank
Limit	Margin	Read	Ant	Cable	Preamp	APos	TPos	Remark																																
Freq	Level	Line	Level	Factor	Loss Factor																																			
MHz	dBuV/m	dBuV/m	dBuV	dB/m	dB	dB	cm	deg																																
1	5741.91	52.17	68.30	-16.13	38.58	36.24	10.05	32.70	400	262 PEAK																														



Mode	28																																																									
	Band Edge - L																																																									
	U-NII-2C_5.47-5.725_802.11ac VHT80_CH122_5610MHz																																																									
ANT	3																																																									
Pol.	Vertical	Fundamental																																																								
Peak	<table border="1"> <thead> <tr> <th>Limit Margin</th> <th>Read</th> <th>Ant</th> <th>Cable</th> <th>Preamp</th> <th>APos</th> <th>TPos</th> <th>Remark</th> </tr> <tr> <th>Freq Level Line (dB)</th> <th>Level Factor</th> <th>Loss Factor</th> <th>Loss Factor</th> <th>cm</th> <th>deg</th> <th></th> <th></th> </tr> </thead> <tbody> <tr> <td>1 5433.72 50.96 74.00 -23.04 37.96 35.94 9.67 32.61 115 84</td> <td>PEAK</td> <td></td> <td></td> <td></td> <td></td> <td></td> <td></td> </tr> <tr> <td>2 5466.48 51.81 68.30 -16.49 38.81 35.92 9.69 32.61 115 84</td> <td>PEAK</td> <td></td> <td></td> <td></td> <td></td> <td></td> <td></td> </tr> </tbody> </table>	Limit Margin	Read	Ant	Cable	Preamp	APos	TPos	Remark	Freq Level Line (dB)	Level Factor	Loss Factor	Loss Factor	cm	deg			1 5433.72 50.96 74.00 -23.04 37.96 35.94 9.67 32.61 115 84	PEAK							2 5466.48 51.81 68.30 -16.49 38.81 35.92 9.69 32.61 115 84	PEAK							<table border="1"> <thead> <tr> <th>Limit Margin</th> <th>Read</th> <th>Ant</th> <th>Cable</th> <th>Preamp</th> <th>APos</th> <th>TPos</th> <th>Remark</th> </tr> <tr> <th>Freq Level Line (dB)</th> <th>Level Factor</th> <th>Loss Factor</th> <th>Loss Factor</th> <th>cm</th> <th>deg</th> <th></th> <th></th> </tr> </thead> <tbody> <tr> <td>1 5610.00 101.72 -----</td> <td>88.50 36.07 9.80 32.65 115 84</td> <td>PEAK</td> <td></td> <td></td> <td></td> <td></td> <td></td> </tr> </tbody> </table>	Limit Margin	Read	Ant	Cable	Preamp	APos	TPos	Remark	Freq Level Line (dB)	Level Factor	Loss Factor	Loss Factor	cm	deg			1 5610.00 101.72 -----	88.50 36.07 9.80 32.65 115 84	PEAK					
	Limit Margin	Read	Ant	Cable	Preamp	APos	TPos	Remark																																																		
Freq Level Line (dB)	Level Factor	Loss Factor	Loss Factor	cm	deg																																																					
1 5433.72 50.96 74.00 -23.04 37.96 35.94 9.67 32.61 115 84	PEAK																																																									
2 5466.48 51.81 68.30 -16.49 38.81 35.92 9.69 32.61 115 84	PEAK																																																									
Limit Margin	Read	Ant	Cable	Preamp	APos	TPos	Remark																																																			
Freq Level Line (dB)	Level Factor	Loss Factor	Loss Factor	cm	deg																																																					
1 5610.00 101.72 -----	88.50 36.07 9.80 32.65 115 84	PEAK																																																								
Avg	<table border="1"> <thead> <tr> <th>Limit Margin</th> <th>Read</th> <th>Ant</th> <th>Cable</th> <th>Preamp</th> <th>APos</th> <th>TPos</th> <th>Remark</th> </tr> <tr> <th>Freq Level Line (dB)</th> <th>Level Factor</th> <th>Loss Factor</th> <th>Loss Factor</th> <th>cm</th> <th>deg</th> <th></th> <th></th> </tr> </thead> <tbody> <tr> <td>1 5454.78 43.38 54.00 -10.62 30.38 35.93 9.68 32.61 115 84</td> <td>AVERAGE</td> <td></td> <td></td> <td></td> <td></td> <td></td> <td></td> </tr> </tbody> </table>	Limit Margin	Read	Ant	Cable	Preamp	APos	TPos	Remark	Freq Level Line (dB)	Level Factor	Loss Factor	Loss Factor	cm	deg			1 5454.78 43.38 54.00 -10.62 30.38 35.93 9.68 32.61 115 84	AVERAGE							<table border="1"> <thead> <tr> <th>Limit Margin</th> <th>Read</th> <th>Ant</th> <th>Cable</th> <th>Preamp</th> <th>APos</th> <th>TPos</th> <th>Remark</th> </tr> <tr> <th>Freq Level Line (dB)</th> <th>Level Factor</th> <th>Loss Factor</th> <th>Loss Factor</th> <th>cm</th> <th>deg</th> <th></th> <th></th> </tr> </thead> <tbody> <tr> <td>1 5610.00 92.95 -----</td> <td>79.75 36.06 9.79 32.65 115 84</td> <td>AVERAGE</td> <td></td> <td></td> <td></td> <td></td> <td></td> </tr> </tbody> </table>	Limit Margin	Read	Ant	Cable	Preamp	APos	TPos	Remark	Freq Level Line (dB)	Level Factor	Loss Factor	Loss Factor	cm	deg			1 5610.00 92.95 -----	79.75 36.06 9.79 32.65 115 84	AVERAGE													
Limit Margin	Read	Ant	Cable	Preamp	APos	TPos	Remark																																																			
Freq Level Line (dB)	Level Factor	Loss Factor	Loss Factor	cm	deg																																																					
1 5454.78 43.38 54.00 -10.62 30.38 35.93 9.68 32.61 115 84	AVERAGE																																																									
Limit Margin	Read	Ant	Cable	Preamp	APos	TPos	Remark																																																			
Freq Level Line (dB)	Level Factor	Loss Factor	Loss Factor	cm	deg																																																					
1 5610.00 92.95 -----	79.75 36.06 9.79 32.65 115 84	AVERAGE																																																								



Mode	28																																								
	Band Edge - R																																								
	U-NII-2C_5.47-5.725_802.11ac VHT80_CH122_5610MHz																																								
ANT	3																																								
Pol.	Vertical	Fundamental																																							
Peak	<p>Date: 2024-08-13</p> <table border="1"> <thead> <tr> <th>Limit</th> <th>Margin</th> <th>Read</th> <th>Ant</th> <th>Cable</th> <th>Preamp</th> <th>APos</th> <th>TPos</th> <th>Remark</th> </tr> <tr> <th>Freq</th> <th>Level</th> <th>Line</th> <th>(dB)</th> <th>Level</th> <th>Factor</th> <th>Loss</th> <th>Factor</th> <th></th> </tr> <tr> <th>MHz</th> <th>dBuV/m</th> <th>dBuV/m</th> <th>dB</th> <th>dBuV</th> <th>dB/m</th> <th>dB</th> <th>dB</th> <th>cm</th> <th>deg</th> </tr> </thead> <tbody> <tr> <td>1</td> <td>5728.42</td> <td>53.62</td> <td>68.30</td> <td>-14.68</td> <td>40.06</td> <td>36.22</td> <td>10.03</td> <td>32.69</td> <td>115</td> <td>84 PEAK</td> </tr> </tbody> </table>	Limit	Margin	Read	Ant	Cable	Preamp	APos	TPos	Remark	Freq	Level	Line	(dB)	Level	Factor	Loss	Factor		MHz	dBuV/m	dBuV/m	dB	dBuV	dB/m	dB	dB	cm	deg	1	5728.42	53.62	68.30	-14.68	40.06	36.22	10.03	32.69	115	84 PEAK	Blank
Limit	Margin	Read	Ant	Cable	Preamp	APos	TPos	Remark																																	
Freq	Level	Line	(dB)	Level	Factor	Loss	Factor																																		
MHz	dBuV/m	dBuV/m	dB	dBuV	dB/m	dB	dB	cm	deg																																
1	5728.42	53.62	68.30	-14.68	40.06	36.22	10.03	32.69	115	84 PEAK																															



Mode	29																																																																												
	Harmonic																																																																												
	U-NII-2C_5.47-5.725_802.11a_CH144_5720MHz																																																																												
ANT	3																																																																												
Pol.	Horizontal	Vertical																																																																											
Peak Avg																																																																													
	<table border="1"> <thead> <tr> <th></th> <th>Limit</th> <th>Read</th> <th>Ant</th> <th>Cable</th> <th>Preamp</th> <th>APos</th> <th>TPos</th> <th>Remark</th> </tr> <tr> <th>Freq</th> <th>Level</th> <th>Line</th> <th>Margin</th> <th>Level</th> <th>Factor</th> <th>Loss</th> <th>Factor</th> <th></th> </tr> <tr> <th>MHz</th> <th>dBuV/m</th> <th>dBuV/m</th> <th>dB</th> <th>dBuV</th> <th>dB/m</th> <th>dB</th> <th>dB</th> <th>cm</th> <th>deg</th> </tr> </thead> <tbody> <tr> <td>1</td> <td>7627.00</td> <td>47.41</td> <td>74.00</td> <td>-26.59</td> <td>65.20</td> <td>36.90</td> <td>10.16</td> <td>64.85</td> <td>100</td> <td>185</td> <td>Peak</td> </tr> <tr> <td>2</td> <td>7627.00</td> <td>46.88</td> <td>54.00</td> <td>-7.12</td> <td>64.67</td> <td>36.90</td> <td>10.16</td> <td>64.85</td> <td>100</td> <td>185</td> <td>Average</td> </tr> <tr> <td>3</td> <td>11440.00</td> <td>47.86</td> <td>74.00</td> <td>-26.14</td> <td>59.28</td> <td>39.18</td> <td>12.84</td> <td>63.44</td> <td>---</td> <td>---</td> <td>Peak</td> </tr> <tr> <td>4</td> <td>17160.00</td> <td>48.78</td> <td>68.30</td> <td>-19.52</td> <td>56.60</td> <td>41.78</td> <td>15.66</td> <td>65.26</td> <td>---</td> <td>---</td> <td>Peak</td> </tr> </tbody> </table>			Limit	Read	Ant	Cable	Preamp	APos	TPos	Remark	Freq	Level	Line	Margin	Level	Factor	Loss	Factor		MHz	dBuV/m	dBuV/m	dB	dBuV	dB/m	dB	dB	cm	deg	1	7627.00	47.41	74.00	-26.59	65.20	36.90	10.16	64.85	100	185	Peak	2	7627.00	46.88	54.00	-7.12	64.67	36.90	10.16	64.85	100	185	Average	3	11440.00	47.86	74.00	-26.14	59.28	39.18	12.84	63.44	---	---	Peak	4	17160.00	48.78	68.30	-19.52	56.60	41.78	15.66	65.26	---	---
	Limit	Read	Ant	Cable	Preamp	APos	TPos	Remark																																																																					
Freq	Level	Line	Margin	Level	Factor	Loss	Factor																																																																						
MHz	dBuV/m	dBuV/m	dB	dBuV	dB/m	dB	dB	cm	deg																																																																				
1	7627.00	47.41	74.00	-26.59	65.20	36.90	10.16	64.85	100	185	Peak																																																																		
2	7627.00	46.88	54.00	-7.12	64.67	36.90	10.16	64.85	100	185	Average																																																																		
3	11440.00	47.86	74.00	-26.14	59.28	39.18	12.84	63.44	---	---	Peak																																																																		
4	17160.00	48.78	68.30	-19.52	56.60	41.78	15.66	65.26	---	---	Peak																																																																		



Mode	30																																																																									
	Band Edge																																																																									
	U-NII-2C_5.47-5.725_802.11n HT20_CH144_5720MHz																																																																									
ANT	3																																																																									
Pol.	Horizontal	Fundamental																																																																								
Peak	<p>Date: 2024-08-24</p> <table border="1"> <thead> <tr> <th>Limit</th> <th>Read</th> <th>Ant</th> <th>Cable</th> <th>Preamp</th> <th>APos</th> <th>TPos</th> <th>Remark</th> </tr> <tr> <th>Freq</th> <th>Level</th> <th>Line</th> <th>Margin</th> <th>Level</th> <th>Factor</th> <th>Loss</th> <th>Factor</th> </tr> <tr> <th>MHz</th> <th>dBuV/m</th> <th>dBuV/m</th> <th>dB</th> <th>dBuV</th> <th>dB/m</th> <th>dB</th> <th>dB</th> </tr> </thead> <tbody> <tr> <td>1</td> <td>5447.90</td> <td>51.45</td> <td>74.00</td> <td>-22.55</td> <td>38.45</td> <td>35.93</td> <td>9.68</td> <td>32.61</td> <td>400</td> <td>125</td> <td>Peak</td> </tr> <tr> <td>2</td> <td>5463.30</td> <td>50.16</td> <td>68.30</td> <td>-18.14</td> <td>37.16</td> <td>35.92</td> <td>9.69</td> <td>32.61</td> <td>400</td> <td>125</td> <td>Peak</td> </tr> <tr> <td>3</td> <td>5720.00</td> <td>103.67</td> <td>-----</td> <td>-----</td> <td>90.14</td> <td>36.21</td> <td>10.01</td> <td>32.69</td> <td>400</td> <td>125</td> <td>Peak</td> </tr> <tr> <td>4</td> <td>5878.55</td> <td>53.44</td> <td>68.30</td> <td>-14.86</td> <td>39.42</td> <td>36.43</td> <td>10.34</td> <td>32.75</td> <td>400</td> <td>125</td> <td>Peak</td> </tr> </tbody> </table>	Limit	Read	Ant	Cable	Preamp	APos	TPos	Remark	Freq	Level	Line	Margin	Level	Factor	Loss	Factor	MHz	dBuV/m	dBuV/m	dB	dBuV	dB/m	dB	dB	1	5447.90	51.45	74.00	-22.55	38.45	35.93	9.68	32.61	400	125	Peak	2	5463.30	50.16	68.30	-18.14	37.16	35.92	9.69	32.61	400	125	Peak	3	5720.00	103.67	-----	-----	90.14	36.21	10.01	32.69	400	125	Peak	4	5878.55	53.44	68.30	-14.86	39.42	36.43	10.34	32.75	400	125	Peak	Blank
Limit	Read	Ant	Cable	Preamp	APos	TPos	Remark																																																																			
Freq	Level	Line	Margin	Level	Factor	Loss	Factor																																																																			
MHz	dBuV/m	dBuV/m	dB	dBuV	dB/m	dB	dB																																																																			
1	5447.90	51.45	74.00	-22.55	38.45	35.93	9.68	32.61	400	125	Peak																																																															
2	5463.30	50.16	68.30	-18.14	37.16	35.92	9.69	32.61	400	125	Peak																																																															
3	5720.00	103.67	-----	-----	90.14	36.21	10.01	32.69	400	125	Peak																																																															
4	5878.55	53.44	68.30	-14.86	39.42	36.43	10.34	32.75	400	125	Peak																																																															
Avg	<p>Date: 2024-08-24</p> <table border="1"> <thead> <tr> <th>Limit</th> <th>Read</th> <th>Ant</th> <th>Cable</th> <th>Preamp</th> <th>APos</th> <th>TPos</th> <th>Remark</th> </tr> <tr> <th>Freq</th> <th>Level</th> <th>Line</th> <th>Margin</th> <th>Level</th> <th>Factor</th> <th>Loss</th> <th>Factor</th> </tr> <tr> <th>MHz</th> <th>dBuV/m</th> <th>dBuV/m</th> <th>dB</th> <th>dBuV</th> <th>dB/m</th> <th>dB</th> <th>dB</th> </tr> </thead> <tbody> <tr> <td>1</td> <td>5459.45</td> <td>42.67</td> <td>54.00</td> <td>-11.33</td> <td>29.67</td> <td>35.92</td> <td>9.69</td> <td>32.61</td> <td>400</td> <td>125</td> <td>Average</td> </tr> <tr> <td>2</td> <td>5720.00</td> <td>96.77</td> <td>-----</td> <td>-----</td> <td>83.24</td> <td>36.21</td> <td>10.01</td> <td>32.69</td> <td>400</td> <td>125</td> <td>Average</td> </tr> </tbody> </table>	Limit	Read	Ant	Cable	Preamp	APos	TPos	Remark	Freq	Level	Line	Margin	Level	Factor	Loss	Factor	MHz	dBuV/m	dBuV/m	dB	dBuV	dB/m	dB	dB	1	5459.45	42.67	54.00	-11.33	29.67	35.92	9.69	32.61	400	125	Average	2	5720.00	96.77	-----	-----	83.24	36.21	10.01	32.69	400	125	Average	Blank																								
Limit	Read	Ant	Cable	Preamp	APos	TPos	Remark																																																																			
Freq	Level	Line	Margin	Level	Factor	Loss	Factor																																																																			
MHz	dBuV/m	dBuV/m	dB	dBuV	dB/m	dB	dB																																																																			
1	5459.45	42.67	54.00	-11.33	29.67	35.92	9.69	32.61	400	125	Average																																																															
2	5720.00	96.77	-----	-----	83.24	36.21	10.01	32.69	400	125	Average																																																															



Mode	30																																																																									
	Band Edge																																																																									
	U-NII-2C_5.47-5.725_802.11n HT20_CH144_5720MHz																																																																									
ANT	3																																																																									
Pol.	Vertical	Fundamental																																																																								
Peak	<p>Date: 2024-08-24</p> <table border="1"> <thead> <tr> <th>Limit</th> <th>Read</th> <th>Ant</th> <th>Cable</th> <th>Preamp</th> <th>APos</th> <th>TPos</th> <th>Remark</th> </tr> <tr> <th>Freq</th> <th>Level</th> <th>Line</th> <th>Margin</th> <th>Level</th> <th>Factor</th> <th>Loss</th> <th>Factor</th> </tr> <tr> <th>MHz</th> <th>dBuV/m</th> <th>dBuV/m</th> <th>dB</th> <th>dBuV</th> <th>dB/m</th> <th>dB</th> <th>dB</th> </tr> </thead> <tbody> <tr> <td>1</td> <td>5453.40</td> <td>51.57</td> <td>74.00</td> <td>-22.43</td> <td>38.57</td> <td>35.93</td> <td>9.68</td> <td>32.61</td> <td>128</td> <td>88</td> <td>Peak</td> </tr> <tr> <td>2</td> <td>5469.90</td> <td>50.74</td> <td>68.30</td> <td>-17.56</td> <td>37.74</td> <td>35.92</td> <td>9.69</td> <td>32.61</td> <td>128</td> <td>88</td> <td>Peak</td> </tr> <tr> <td>3</td> <td>5720.00</td> <td>111.53</td> <td>-----</td> <td>-----</td> <td>98.00</td> <td>36.21</td> <td>10.01</td> <td>32.69</td> <td>128</td> <td>88</td> <td>Peak</td> </tr> <tr> <td>4</td> <td>5871.40</td> <td>51.97</td> <td>68.30</td> <td>-16.33</td> <td>37.97</td> <td>36.42</td> <td>10.33</td> <td>32.75</td> <td>128</td> <td>88</td> <td>Peak</td> </tr> </tbody> </table>	Limit	Read	Ant	Cable	Preamp	APos	TPos	Remark	Freq	Level	Line	Margin	Level	Factor	Loss	Factor	MHz	dBuV/m	dBuV/m	dB	dBuV	dB/m	dB	dB	1	5453.40	51.57	74.00	-22.43	38.57	35.93	9.68	32.61	128	88	Peak	2	5469.90	50.74	68.30	-17.56	37.74	35.92	9.69	32.61	128	88	Peak	3	5720.00	111.53	-----	-----	98.00	36.21	10.01	32.69	128	88	Peak	4	5871.40	51.97	68.30	-16.33	37.97	36.42	10.33	32.75	128	88	Peak	Blank
Limit	Read	Ant	Cable	Preamp	APos	TPos	Remark																																																																			
Freq	Level	Line	Margin	Level	Factor	Loss	Factor																																																																			
MHz	dBuV/m	dBuV/m	dB	dBuV	dB/m	dB	dB																																																																			
1	5453.40	51.57	74.00	-22.43	38.57	35.93	9.68	32.61	128	88	Peak																																																															
2	5469.90	50.74	68.30	-17.56	37.74	35.92	9.69	32.61	128	88	Peak																																																															
3	5720.00	111.53	-----	-----	98.00	36.21	10.01	32.69	128	88	Peak																																																															
4	5871.40	51.97	68.30	-16.33	37.97	36.42	10.33	32.75	128	88	Peak																																																															
Avg	<p>Date: 2024-08-24</p> <table border="1"> <thead> <tr> <th>Limit</th> <th>Read</th> <th>Ant</th> <th>Cable</th> <th>Preamp</th> <th>APos</th> <th>TPos</th> <th>Remark</th> </tr> <tr> <th>Freq</th> <th>Level</th> <th>Line</th> <th>Margin</th> <th>Level</th> <th>Factor</th> <th>Loss</th> <th>Factor</th> </tr> <tr> <th>MHz</th> <th>dBuV/m</th> <th>dBuV/m</th> <th>dB</th> <th>dBuV</th> <th>dB/m</th> <th>dB</th> <th>dB</th> </tr> </thead> <tbody> <tr> <td>1</td> <td>5452.30</td> <td>42.42</td> <td>54.00</td> <td>-11.58</td> <td>29.42</td> <td>35.93</td> <td>9.68</td> <td>32.61</td> <td>128</td> <td>88</td> <td>Average</td> </tr> <tr> <td>2</td> <td>5720.00</td> <td>104.54</td> <td>-----</td> <td>-----</td> <td>91.01</td> <td>36.21</td> <td>10.01</td> <td>32.69</td> <td>128</td> <td>88</td> <td>Average</td> </tr> </tbody> </table>	Limit	Read	Ant	Cable	Preamp	APos	TPos	Remark	Freq	Level	Line	Margin	Level	Factor	Loss	Factor	MHz	dBuV/m	dBuV/m	dB	dBuV	dB/m	dB	dB	1	5452.30	42.42	54.00	-11.58	29.42	35.93	9.68	32.61	128	88	Average	2	5720.00	104.54	-----	-----	91.01	36.21	10.01	32.69	128	88	Average	Blank																								
Limit	Read	Ant	Cable	Preamp	APos	TPos	Remark																																																																			
Freq	Level	Line	Margin	Level	Factor	Loss	Factor																																																																			
MHz	dBuV/m	dBuV/m	dB	dBuV	dB/m	dB	dB																																																																			
1	5452.30	42.42	54.00	-11.58	29.42	35.93	9.68	32.61	128	88	Average																																																															
2	5720.00	104.54	-----	-----	91.01	36.21	10.01	32.69	128	88	Average																																																															