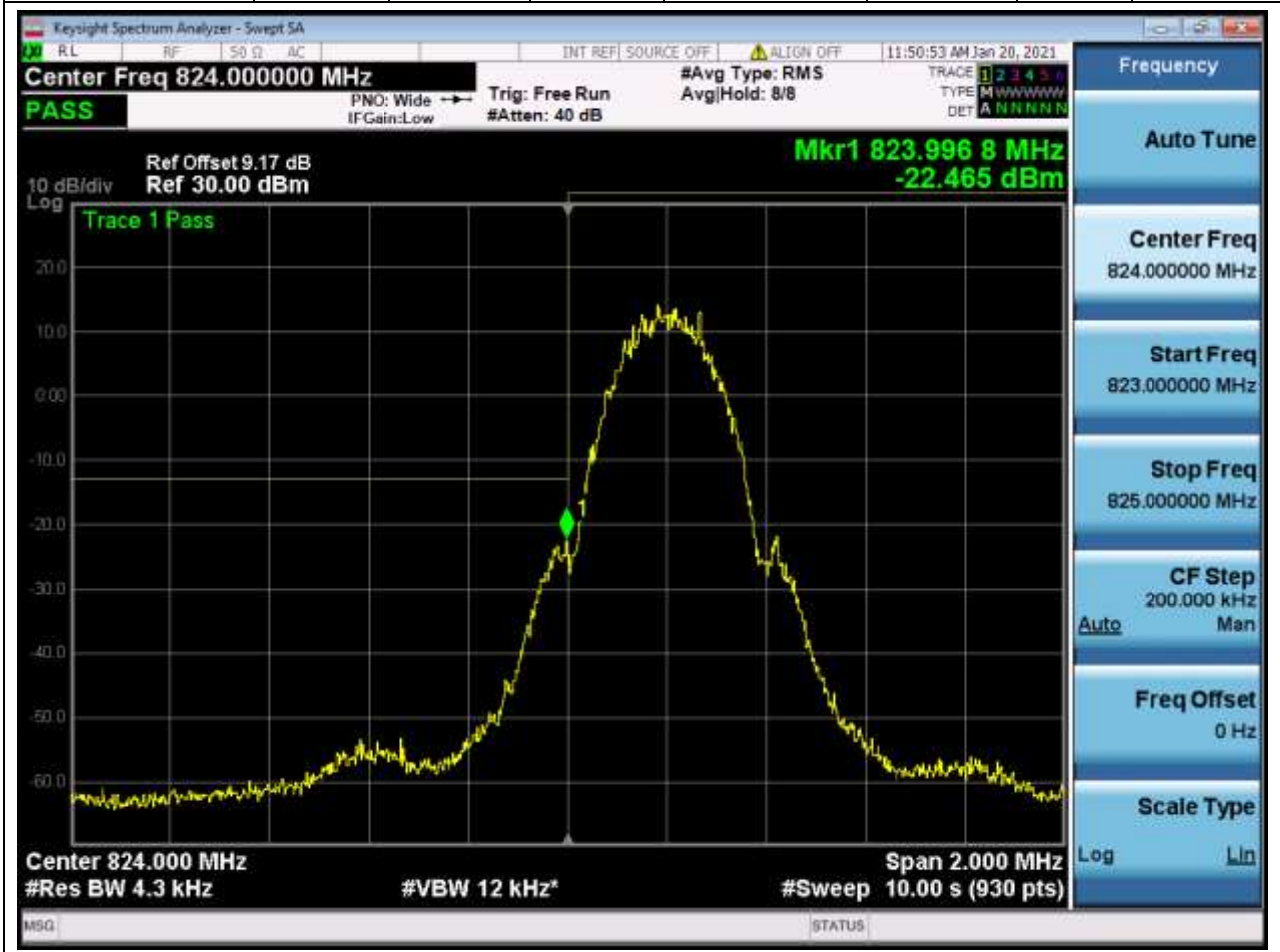


# EXHIBIT D. LTE Band Edge

## 1. GSM\_GSM850

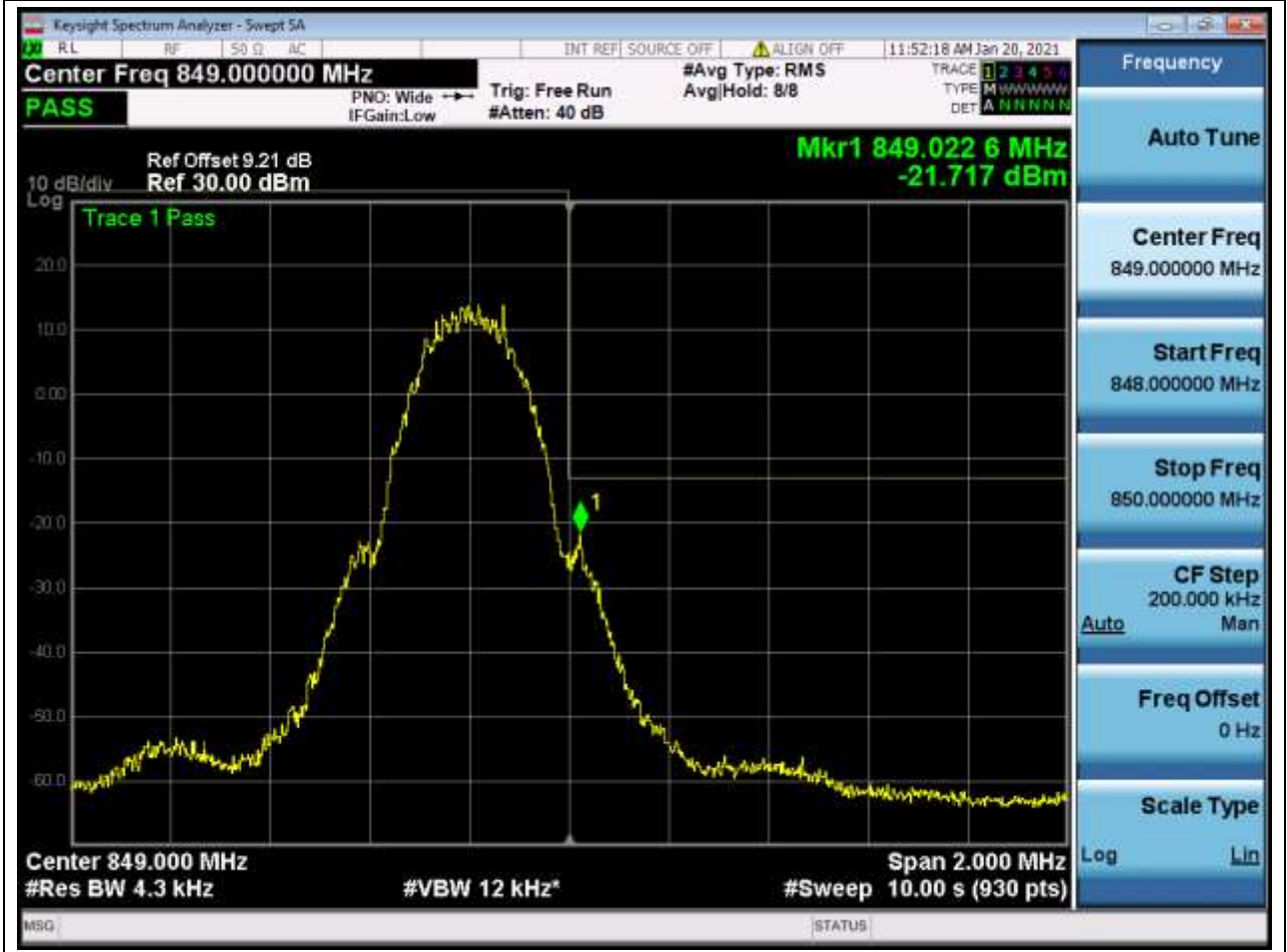
### 1.1. GSM Band Edge(NTNV)(Channel:128)

Center Frequency (MHz)	Span (MHz)	RBW (MHz)	Detector	Frequency (MHz)	Power (dBm)	Verdict	Sweep Point
824	2	0.0043	RMS	823.997	-22.47	Pass	930



## 1.2. GSM Band Edge(NTNV)(Channel:251)

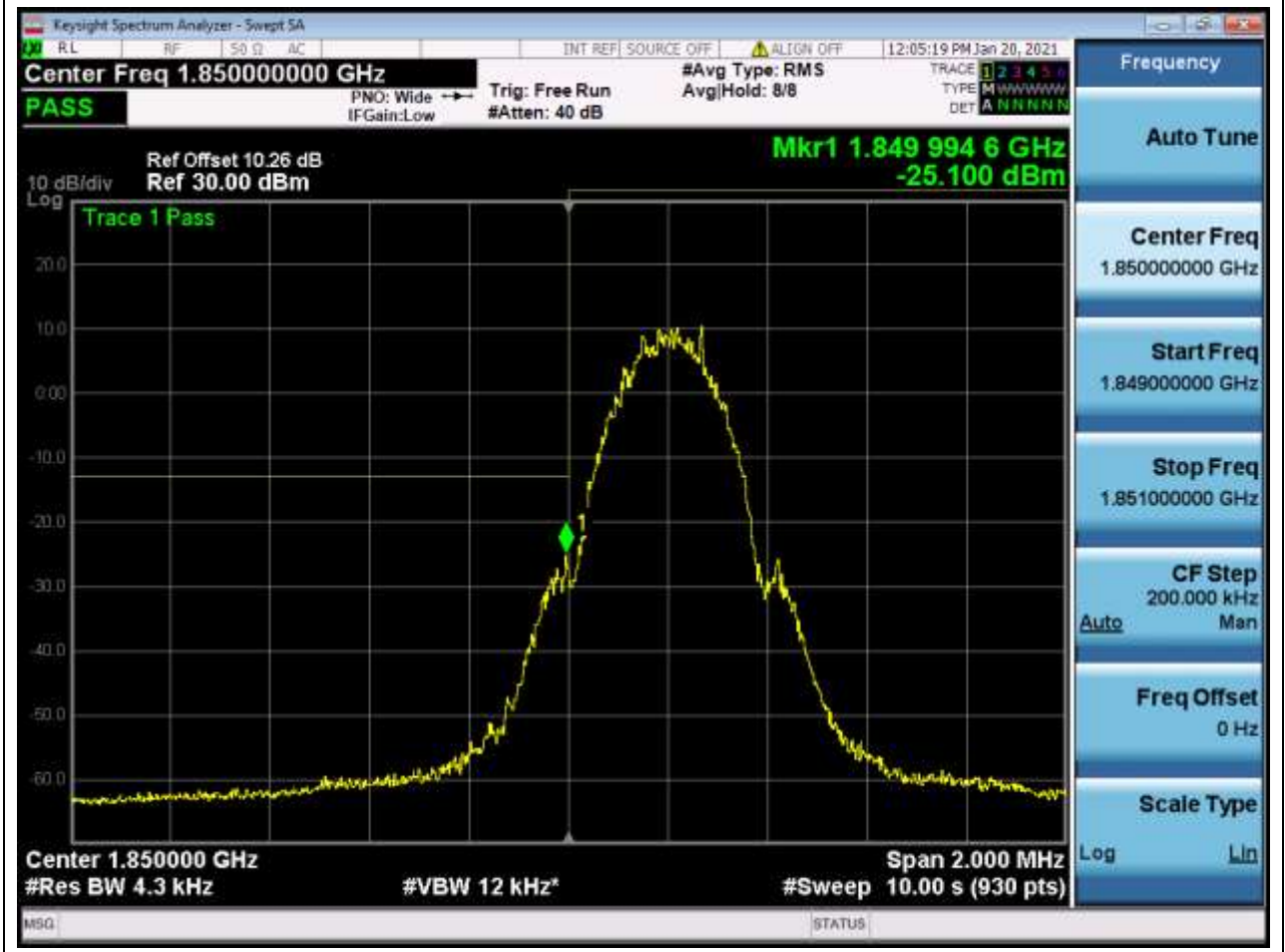
Center Frequency (MHz)	Span (MHz)	RBW (MHz)	Detector	Frequency (MHz)	Power (dBm)	Verdict	Sweep Point
849	2	0.0043	RMS	849.023	-21.72	Pass	930



## 2. GSM\_PCS

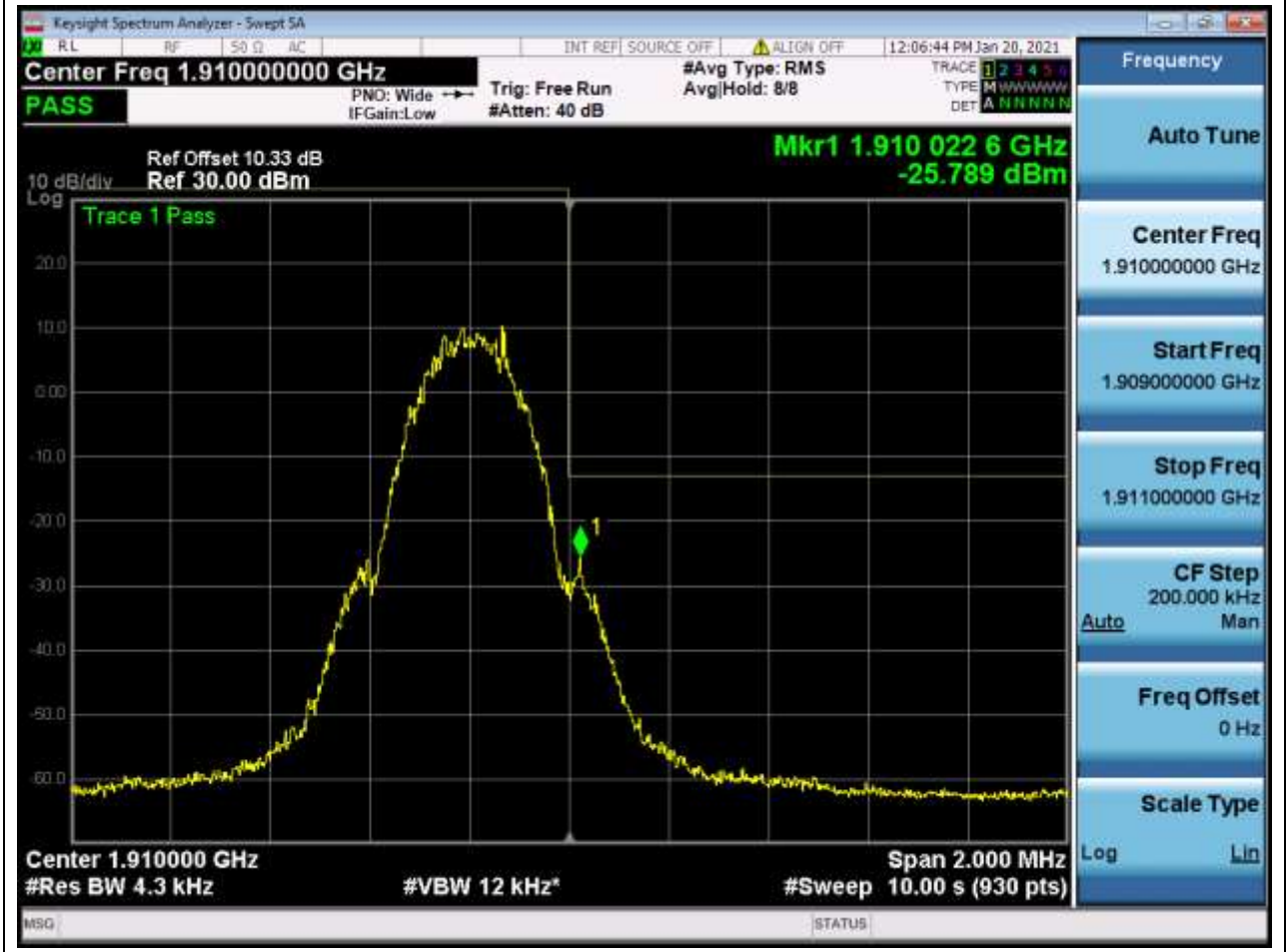
### 2.1. GSM Band Edge(NTNV)(Channel:512)

Center Frequency (MHz)	Span (MHz)	RBW (MHz)	Detector	Frequency (MHz)	Power (dBm)	Verdict	Sweep Point
1850	2	0.0043	RMS	1849.995	-25.1	Pass	930



## 2.2. GSM Band Edge(NTNV)(Channel:810)

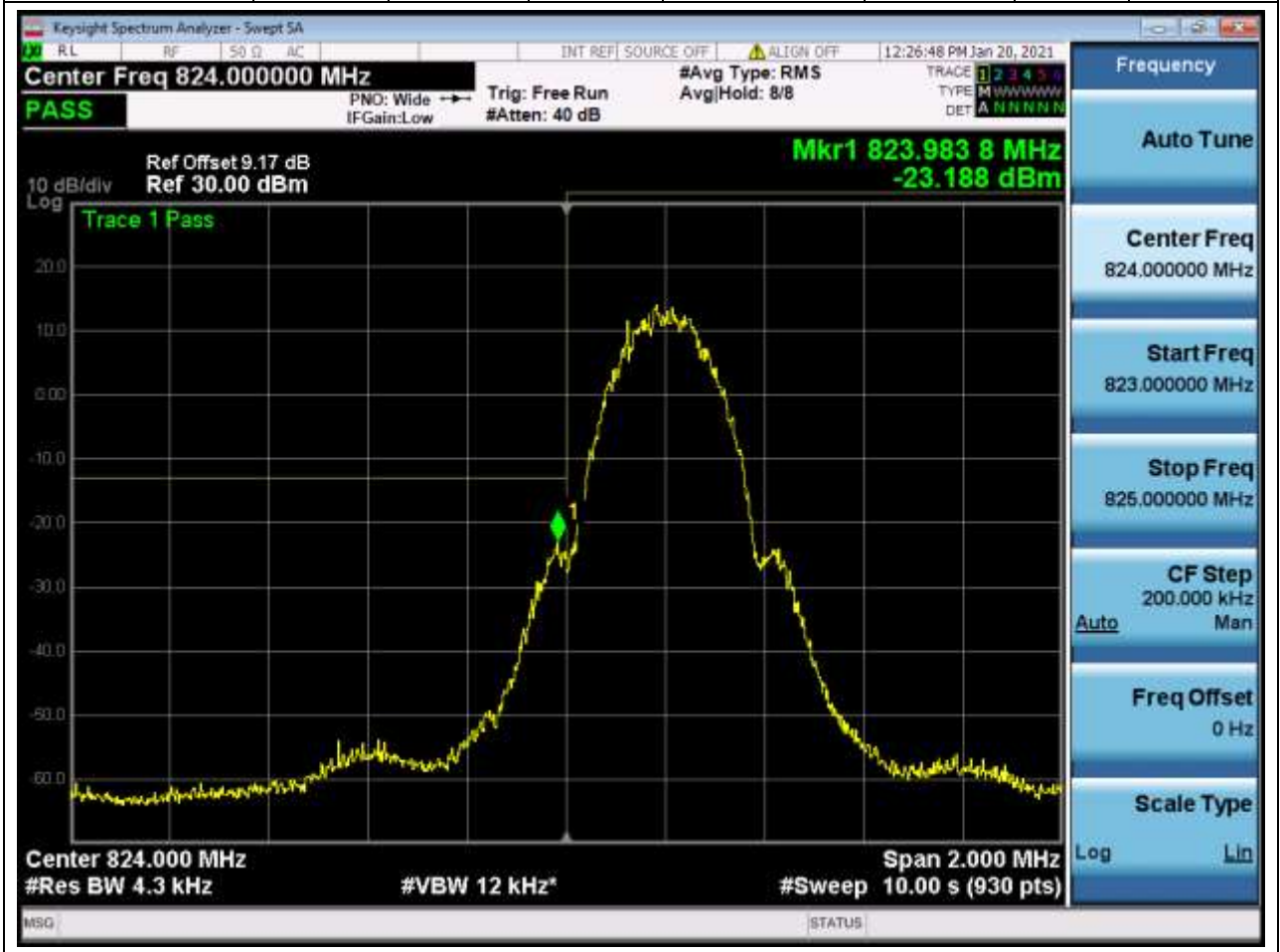
Center Frequency (MHz)	Span (MHz)	RBW (MHz)	Detector	Frequency (MHz)	Power (dBm)	Verdict	Sweep Point
1910	2	0.0043	RMS	1910.023	-25.79	Pass	930



## 3. GPRS\_GSM850

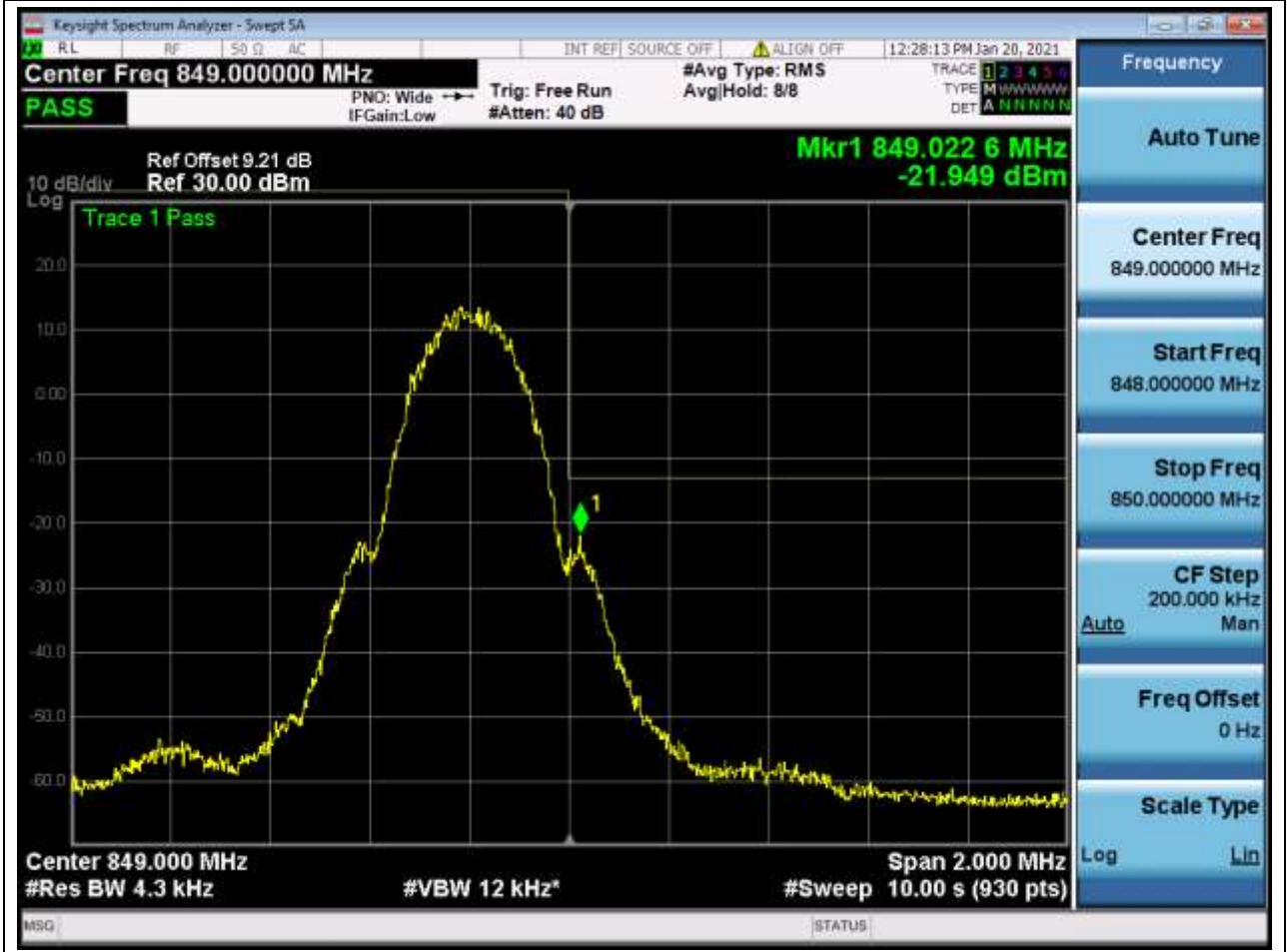
### 3.1. GPRS Band Edge(NTNV)(Channel:128)

Center Frequency (MHz)	Span (MHz)	RBW (MHz)	Detector	Frequency (MHz)	Power (dBm)	Verdict	Sweep Point
824	2	0.0043	RMS	823.984	-23.19	Pass	930



## 3.2. GPRS Band Edge(NTNV)(Channel:251)

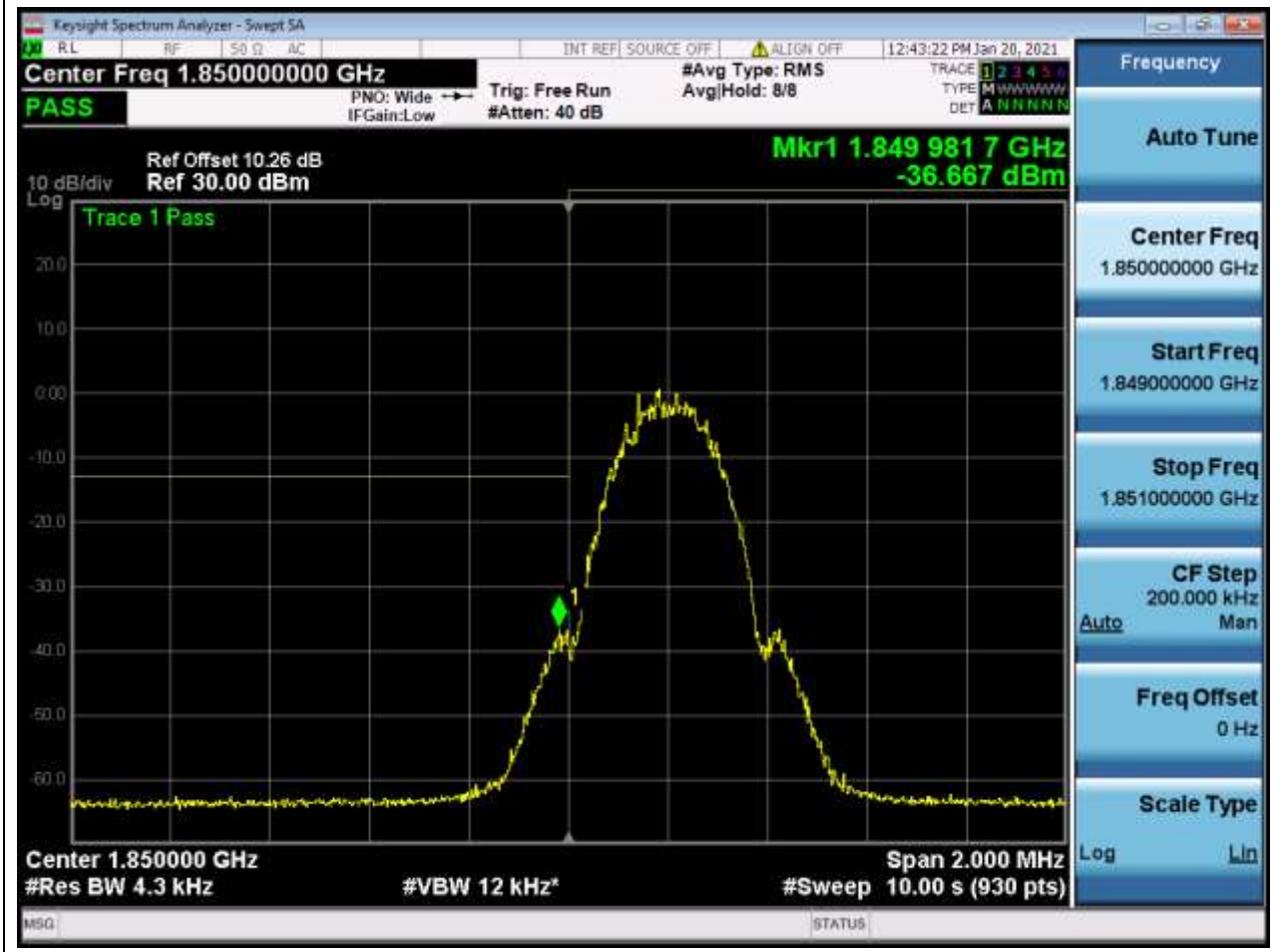
Center Frequency (MHz)	Span (MHz)	RBW (MHz)	Detector	Frequency (MHz)	Power (dBm)	Verdict	Sweep Point
849	2	0.0043	RMS	849.023	-21.95	Pass	930



## 4. GPRS\_PCS

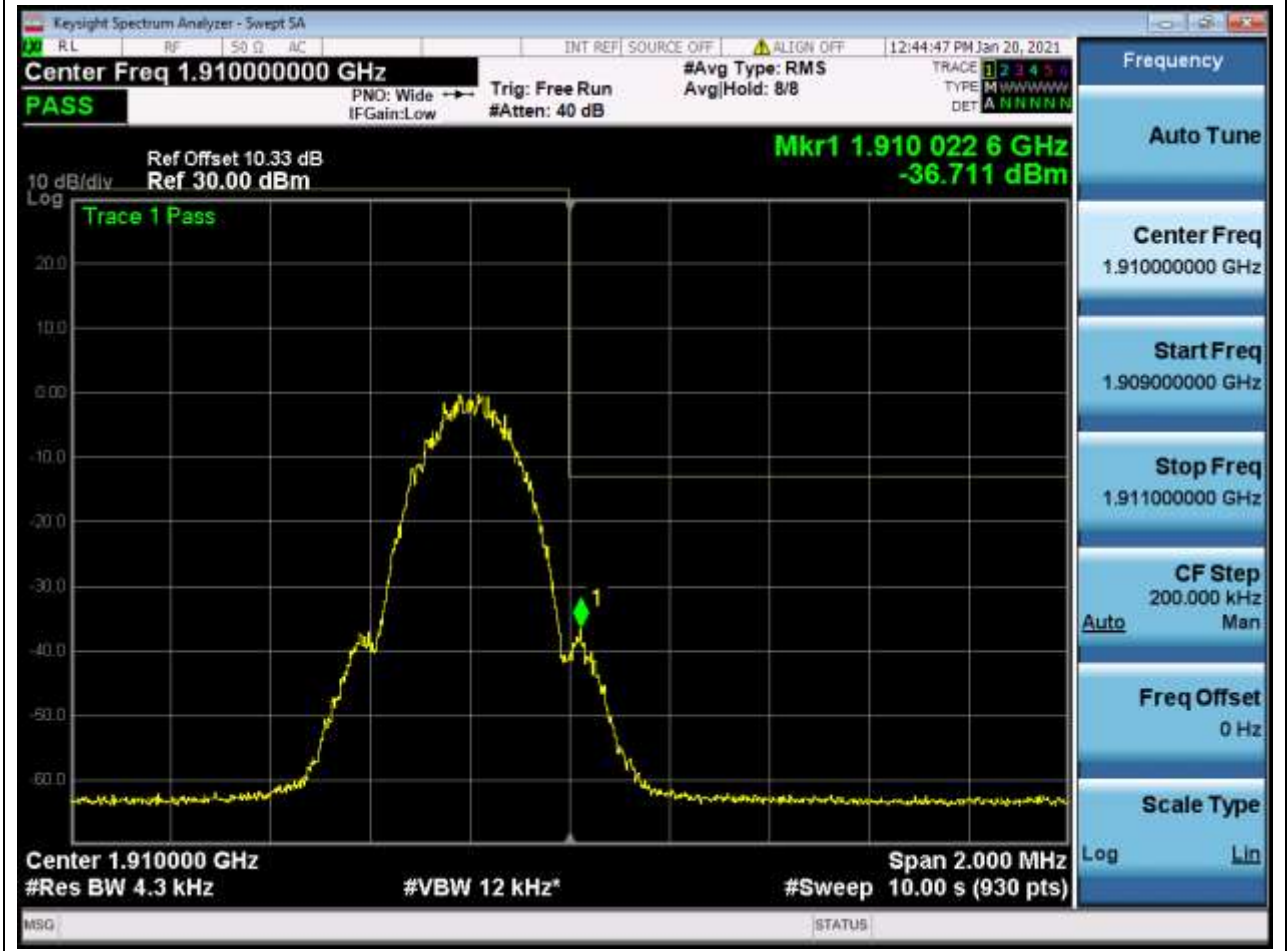
### 4.1. GPRS Band Edge(NTNV)(Channel:512)

Center Frequency (MHz)	Span (MHz)	RBW (MHz)	Detector	Frequency (MHz)	Power (dBm)	Verdict	Sweep Point
1850	2	0.0043	RMS	1849.982	-36.67	Pass	930



### 4.2. GPRS Band Edge(NTNV)(Channel:810)

Center Frequency (MHz)	Span (MHz)	RBW (MHz)	Detector	Frequency (MHz)	Power (dBm)	Verdict	Sweep Point
1910	2	0.0043	RMS	1910.023	-36.71	Pass	930

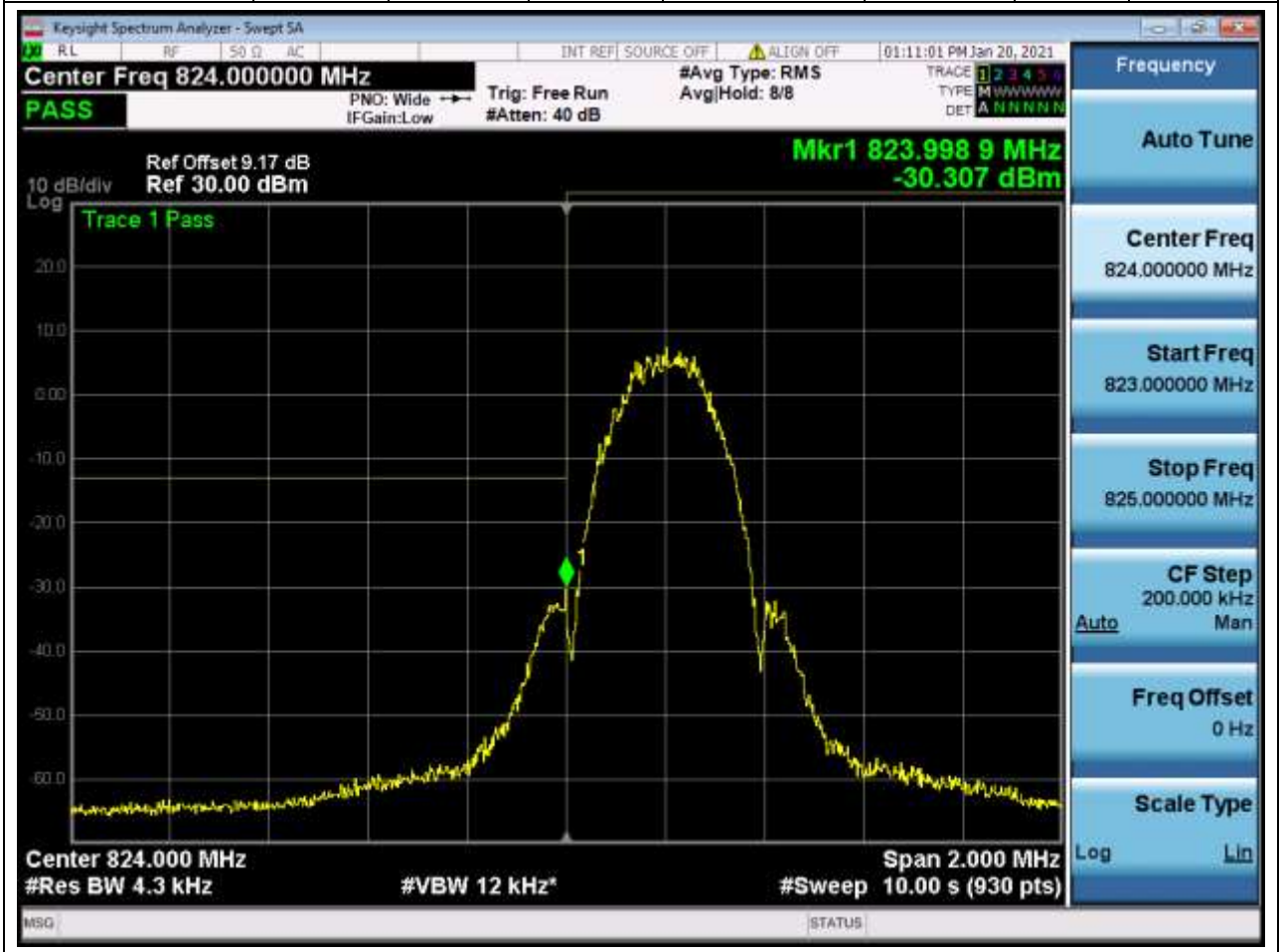




## 5. EGPRS\_GSM850

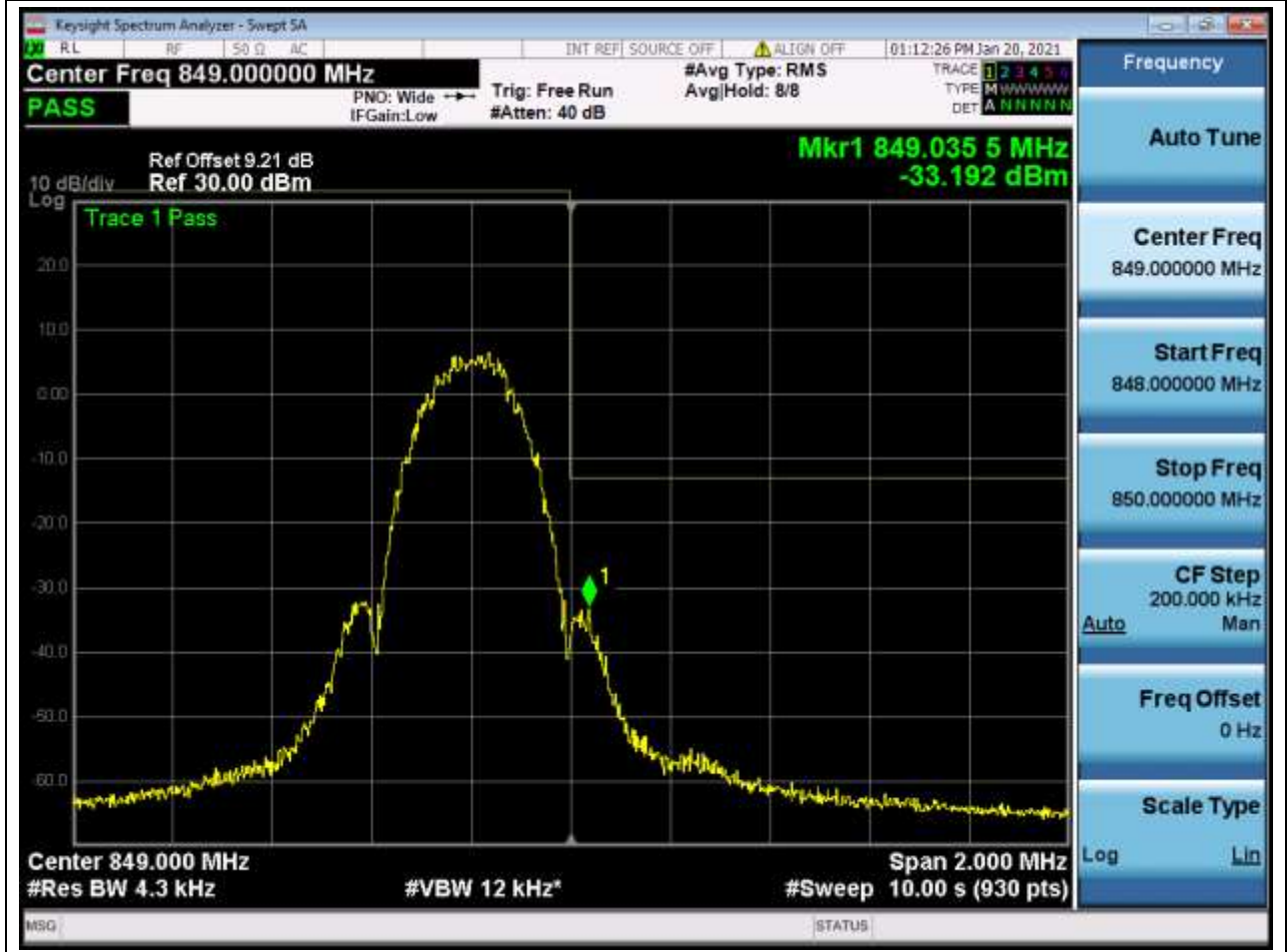
### 5.1. EGPRS Band Edge(NTNV)(Channel:128)

Center Frequency (MHz)	Span (MHz)	RBW (MHz)	Detector	Frequency (MHz)	Power (dBm)	Verdict	Sweep Point
824	2	0.0043	RMS	823.999	-30.31	Pass	930



## 5.2. EGPRS Band Edge(NTNV)(Channel:251)

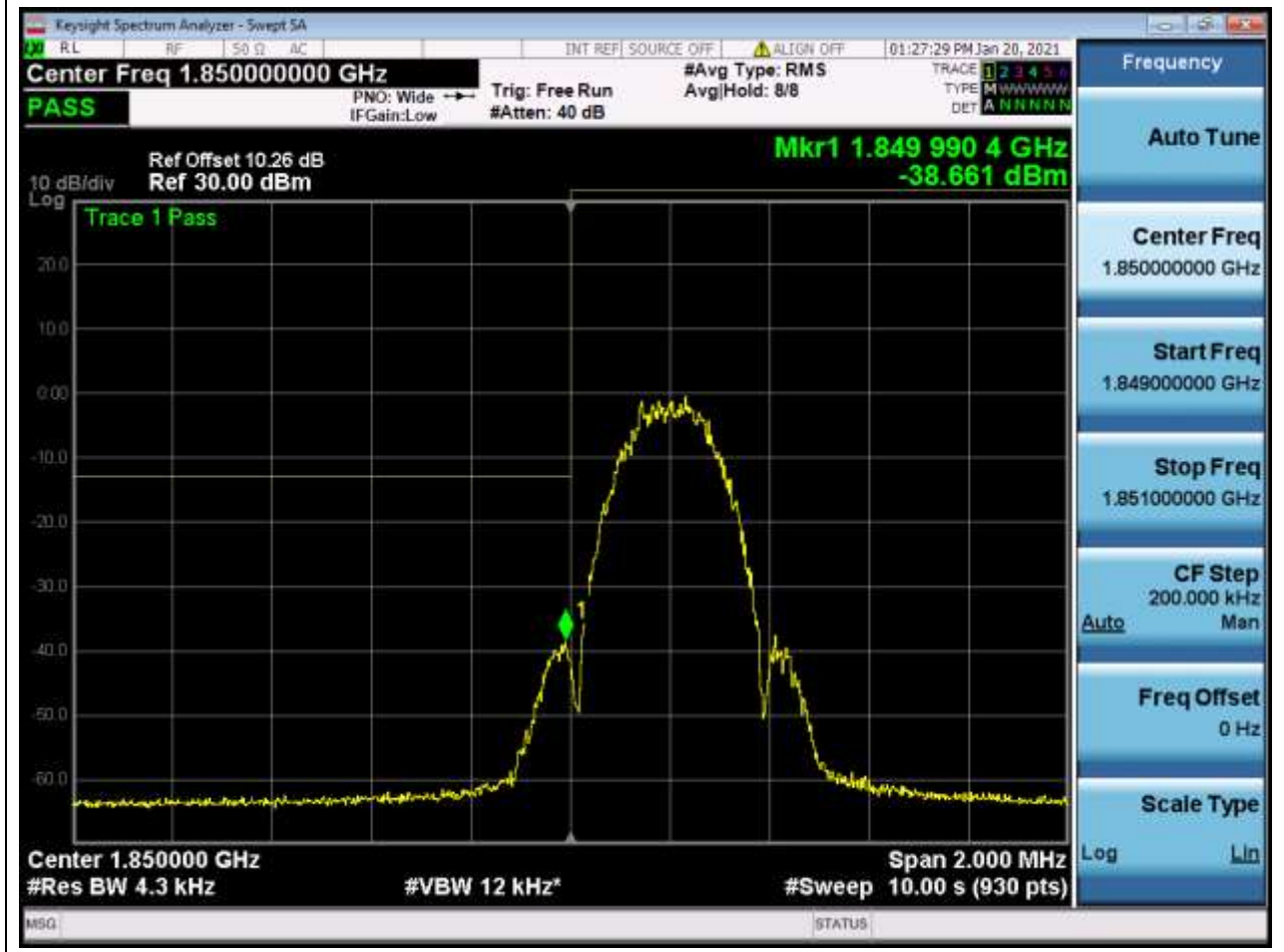
Center Frequency (MHz)	Span (MHz)	RBW (MHz)	Detector	Frequency (MHz)	Power (dBm)	Verdict	Sweep Point
849	2	0.0043	RMS	849.036	-33.19	Pass	930



## 6. EGPRS\_PCS

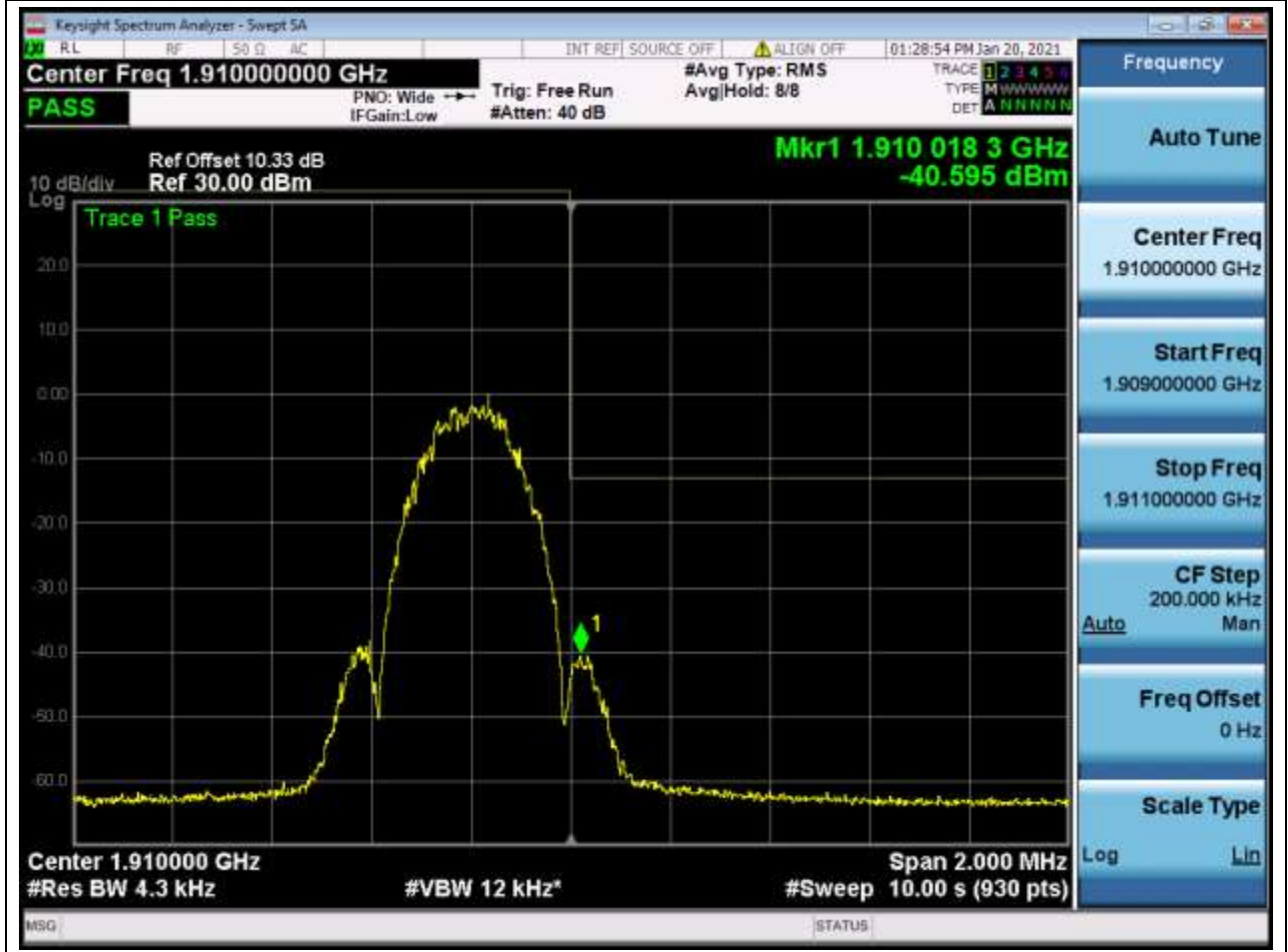
### 6.1. EGPRS Band Edge(NTNV)(Channel:512)

Center Frequency (MHz)	Span (MHz)	RBW (MHz)	Detector	Frequency (MHz)	Power (dBm)	Verdict	Sweep Point
1850	2	0.0043	RMS	1849.99	-38.66	Pass	930



## 6.2. EGPRS Band Edge(NTNV)(Channel:810)

Center Frequency (MHz)	Span (MHz)	RBW (MHz)	Detector	Frequency (MHz)	Power (dBm)	Verdict	Sweep Point
1910	2	0.0043	RMS	1910.018	-40.6	Pass	930



## 7. WCDMA\_Band2

### 7.1. WCDMA Band Edge(NTNV)(Channel:9262)

Center Frequency (MHz)	Span (MHz)	RBW (MHz)	Detector	Frequency (MHz)	Power (dBm)	Verdict	Sweep Point
1850	2	0.051	RMS	1850	-27.51	Pass	601



## 7.2. WCDMA Band Edge(NTNV)(Channel:9538)

Center Frequency (MHz)	Span (MHz)	RBW (MHz)	Detector	Frequency (MHz)	Power (dBm)	Verdict	Sweep Point
1910	2	0.051	RMS	1910	-26.98	Pass	601



## 8. WCDMA\_Band4

### 8.1. WCDMA Band Edge(NTNV)(Channel:1312)

Center Frequency (MHz)	Span (MHz)	RBW (MHz)	Detector	Frequency (MHz)	Power (dBm)	Verdict	Sweep Point
1710	2	0.051	RMS	1710	-24.61	Pass	601



## 8.2. WCDMA Band Edge(NTNV)(Channel:1513)

Center Frequency (MHz)	Span (MHz)	RBW (MHz)	Detector	Frequency (MHz)	Power (dBm)	Verdict	Sweep Point
1755	2	0.051	RMS	1755	-21.02	Pass	601





## 9. WCDMA\_Band5

### 9.1. WCDMA Band Edge(NTNV)(Channel:4132)

Center Frequency (MHz)	Span (MHz)	RBW (MHz)	Detector	Frequency (MHz)	Power (dBm)	Verdict	Sweep Point
824	2	0.051	RMS	823.86	-25.5	Pass	601



## 9.2. WCDMA Band Edge(NTNV)(Channel:4233)

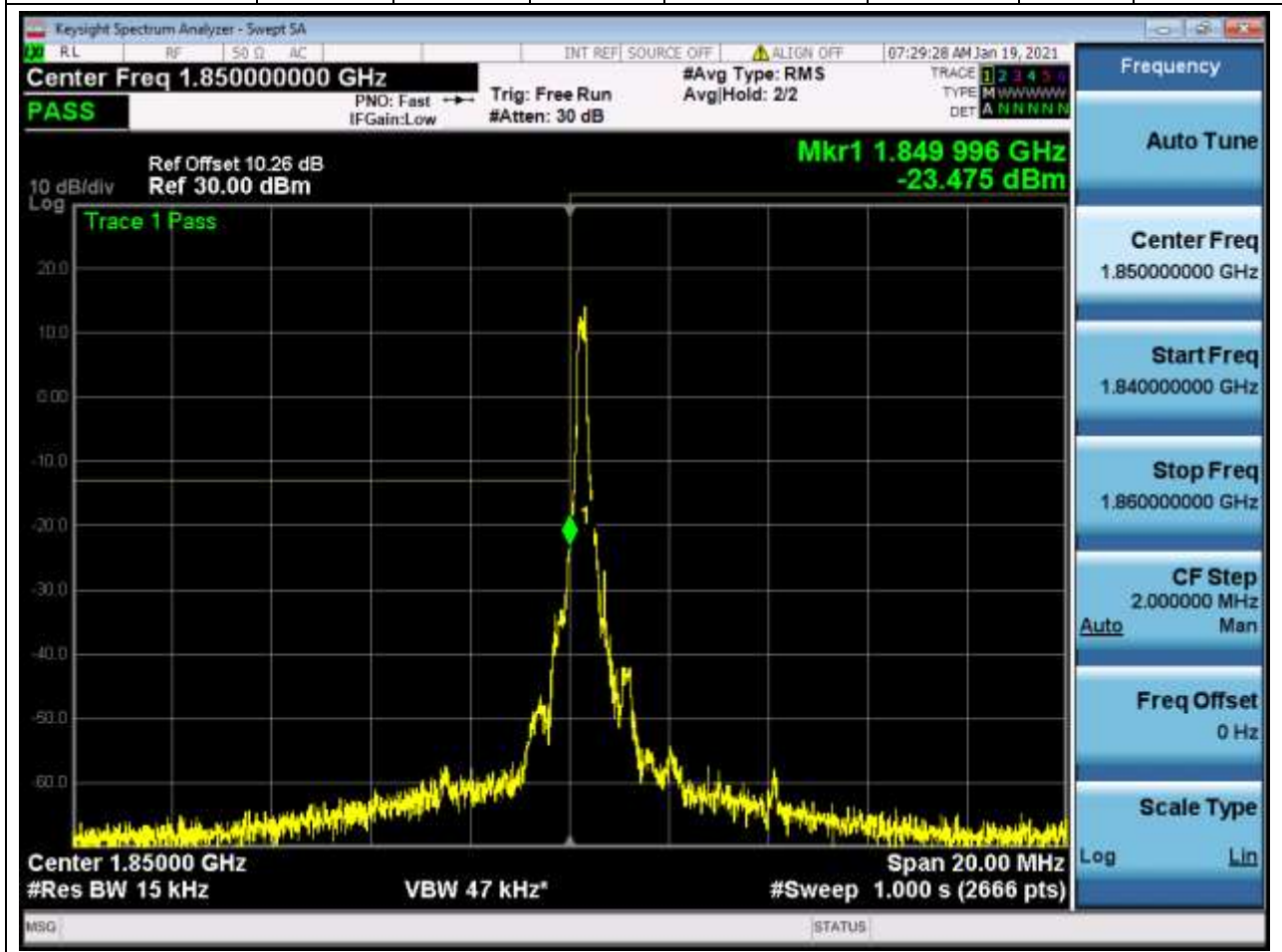
Center Frequency (MHz)	Span (MHz)	RBW (MHz)	Detector	Frequency (MHz)	Power (dBm)	Verdict	Sweep Point
849	2	0.051	RMS	849	-26.4	Pass	601



## 10. LTE\_Band2

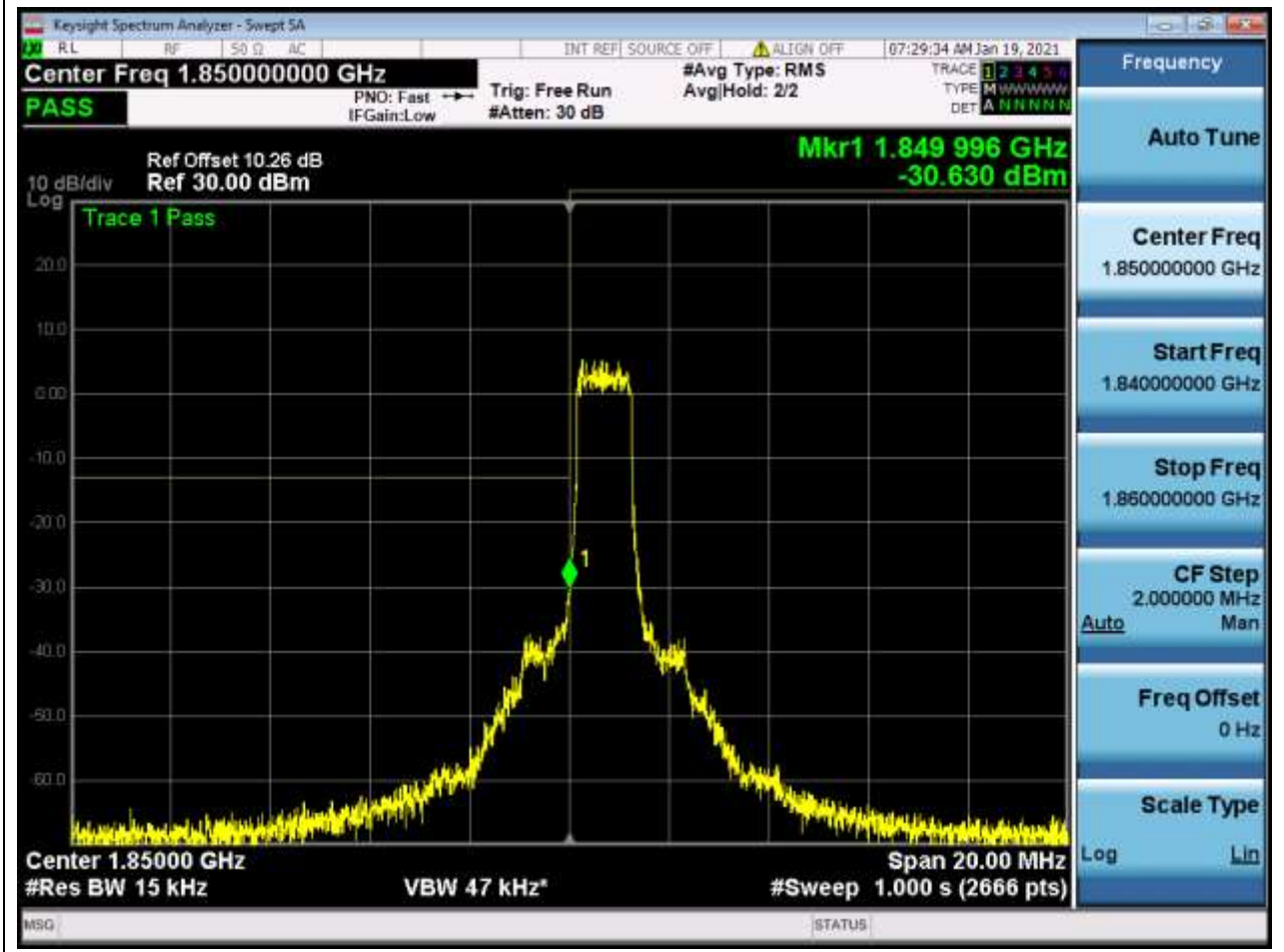
### 10.1. LTE Band Edge(NTNV)(Subtest:1, Channel:18607, Bandwidth:1.4, Modulation:QPSK, RB Number: 1, RB Position:LOW)

Center Frequency (MHz)	Span (MHz)	RBW (MHz)	Detector	Frequency (MHz)	Power (dBm)	Verdict	Sweep Point
1850	20	0.015	RMS	1849.996	-23.48	Pass	2666



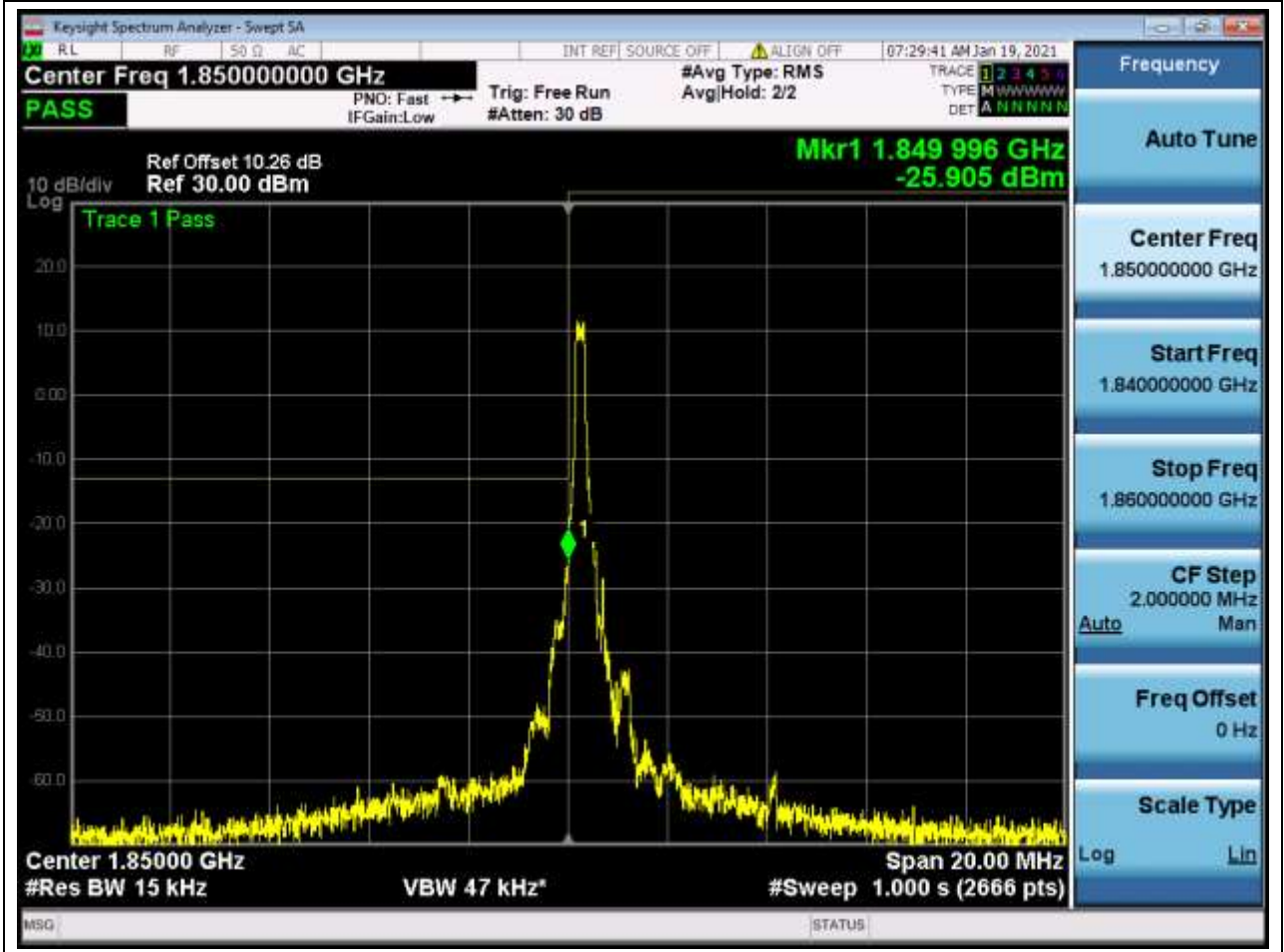
**10.2. LTE Band Edge(NTNV)(Subtest:2, Channel:18607, Bandwidth:1.4, Modulation:QPSK, RB Number: 6, RB Position:LOW)**

Center Frequency (MHz)	Span (MHz)	RBW (MHz)	Detector	Frequency (MHz)	Power (dBm)	Verdict	Sweep Point
1850	20	0.015	RMS	1849.996	-30.63	Pass	2666



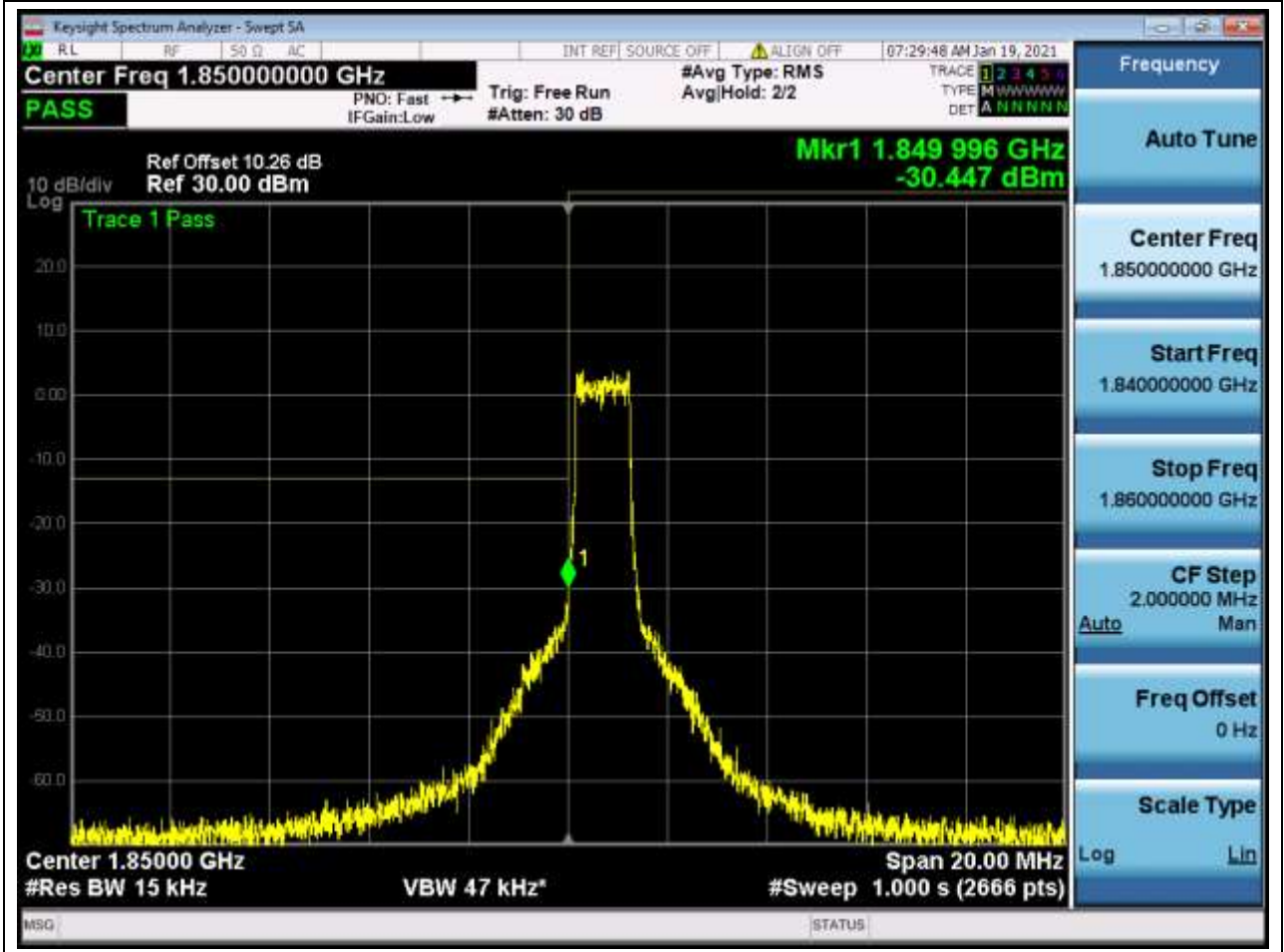
## 10.3. LTE Band Edge(NTNV)(Subtest:3, Channel:18607, Bandwidth:1.4, Modulation:Q16, RB Number: 1, RB Position:LOW)

Center Frequency (MHz)	Span (MHz)	RBW (MHz)	Detector	Frequency (MHz)	Power (dBm)	Verdict	Sweep Point
1850	20	0.015	RMS	1849.996	-25.91	Pass	2666



## 10.4. LTE Band Edge(NTNV)(Subtest:4, Channel:18607, Bandwidth:1.4, Modulation:Q16, RB Number: 6, RB Position:LOW)

Center Frequency (MHz)	Span (MHz)	RBW (MHz)	Detector	Frequency (MHz)	Power (dBm)	Verdict	Sweep Point
1850	20	0.015	RMS	1849.996	-30.45	Pass	2666



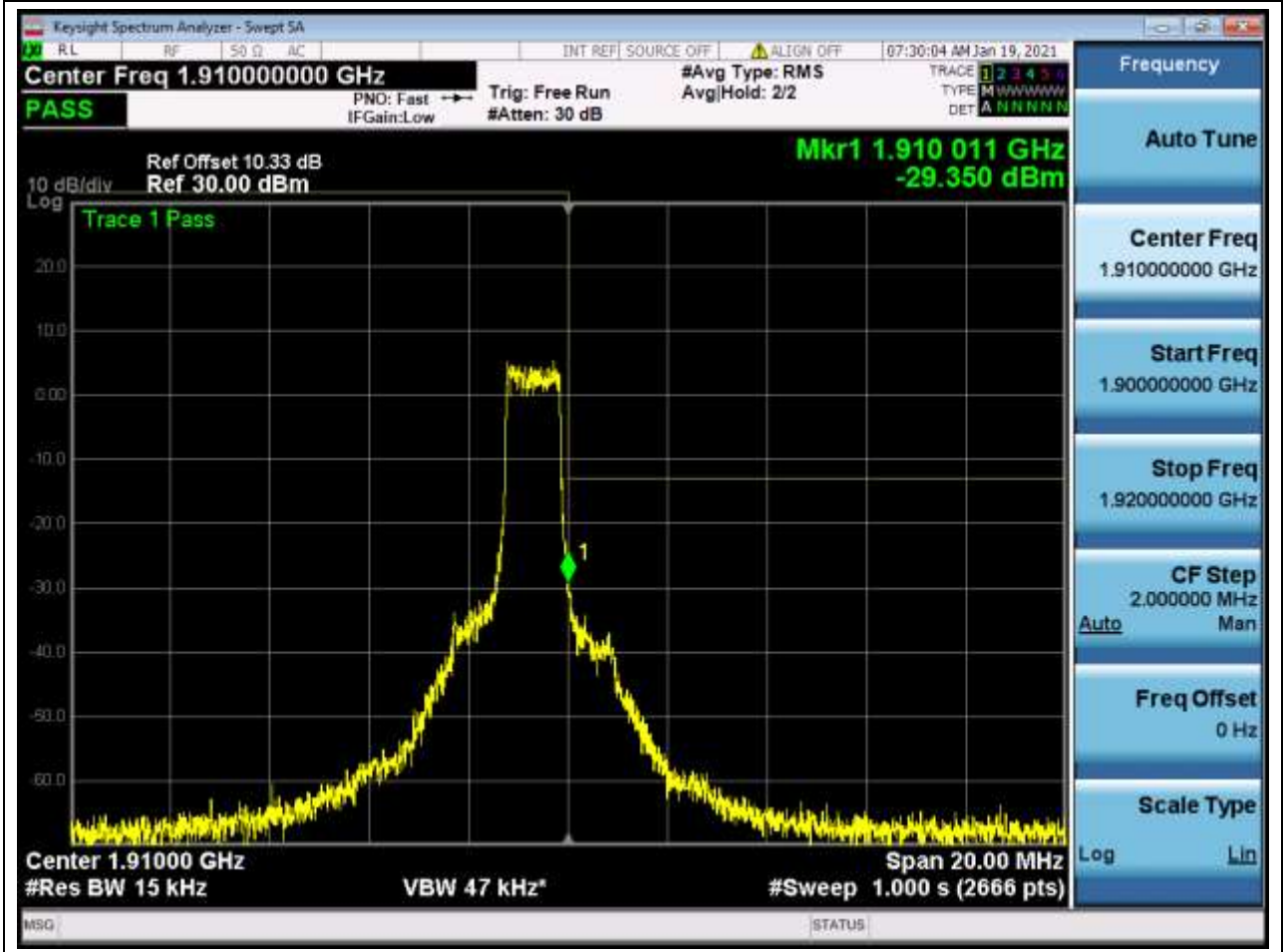
**10.5. LTE Band Edge(NTNV)(Subtest:5, Channel:19193, Bandwidth:1.4, Modulation:QPSK, RB Number: 1, RB Position:HIGH)**

Center Frequency (MHz)	Span (MHz)	RBW (MHz)	Detector	Frequency (MHz)	Power (dBm)	Verdict	Sweep Point
1910	20	0.015	RMS	1910.011	-22.39	Pass	2666



**10.6. LTE Band Edge(NTNV)(Subtest:6, Channel:19193, Bandwidth:1.4, Modulation:QPSK, RB Number: 6, RB Position:HIGH)**

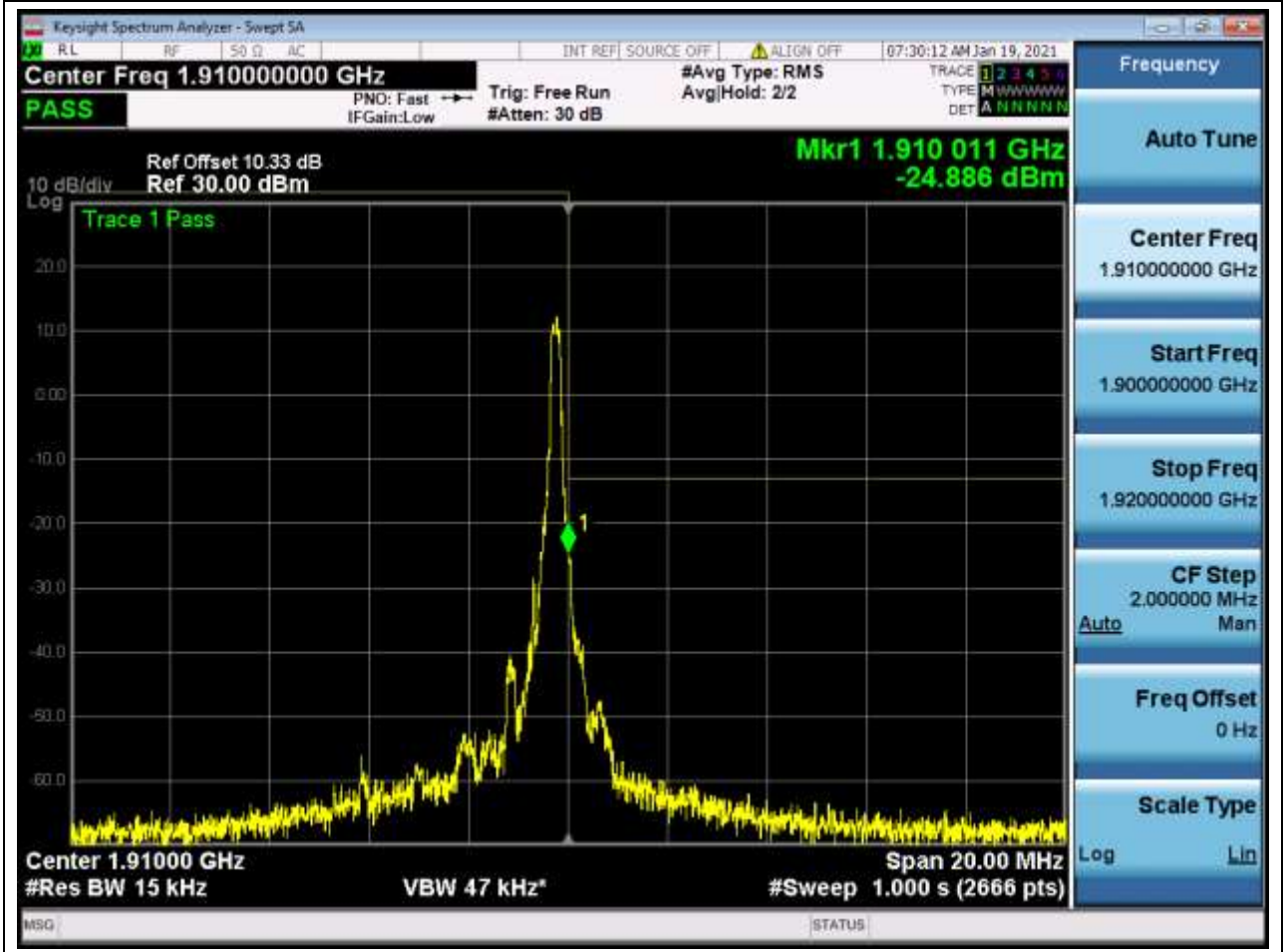
Center Frequency (MHz)	Span (MHz)	RBW (MHz)	Detector	Frequency (MHz)	Power (dBm)	Verdict	Sweep Point
1910	20	0.015	RMS	1910.011	-29.35	Pass	2666





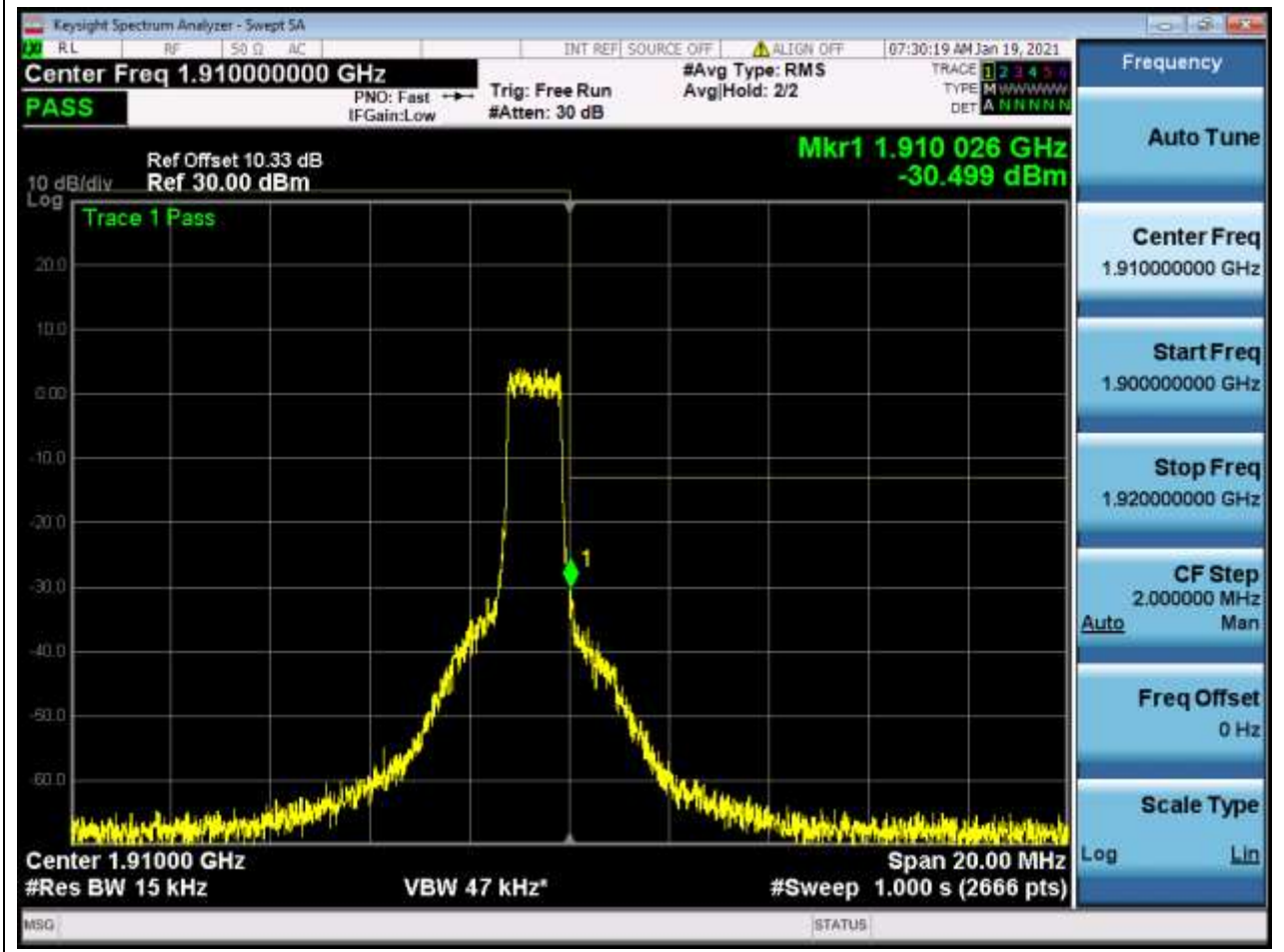
**10.7. LTE Band Edge(NTNV)(Subtest:7, Channel:19193, Bandwidth:1.4, Modulation:Q16, RB Number: 1, RB Position:HIGH)**

Center Frequency (MHz)	Span (MHz)	RBW (MHz)	Detector	Frequency (MHz)	Power (dBm)	Verdict	Sweep Point
1910	20	0.015	RMS	1910.011	-24.89	Pass	2666



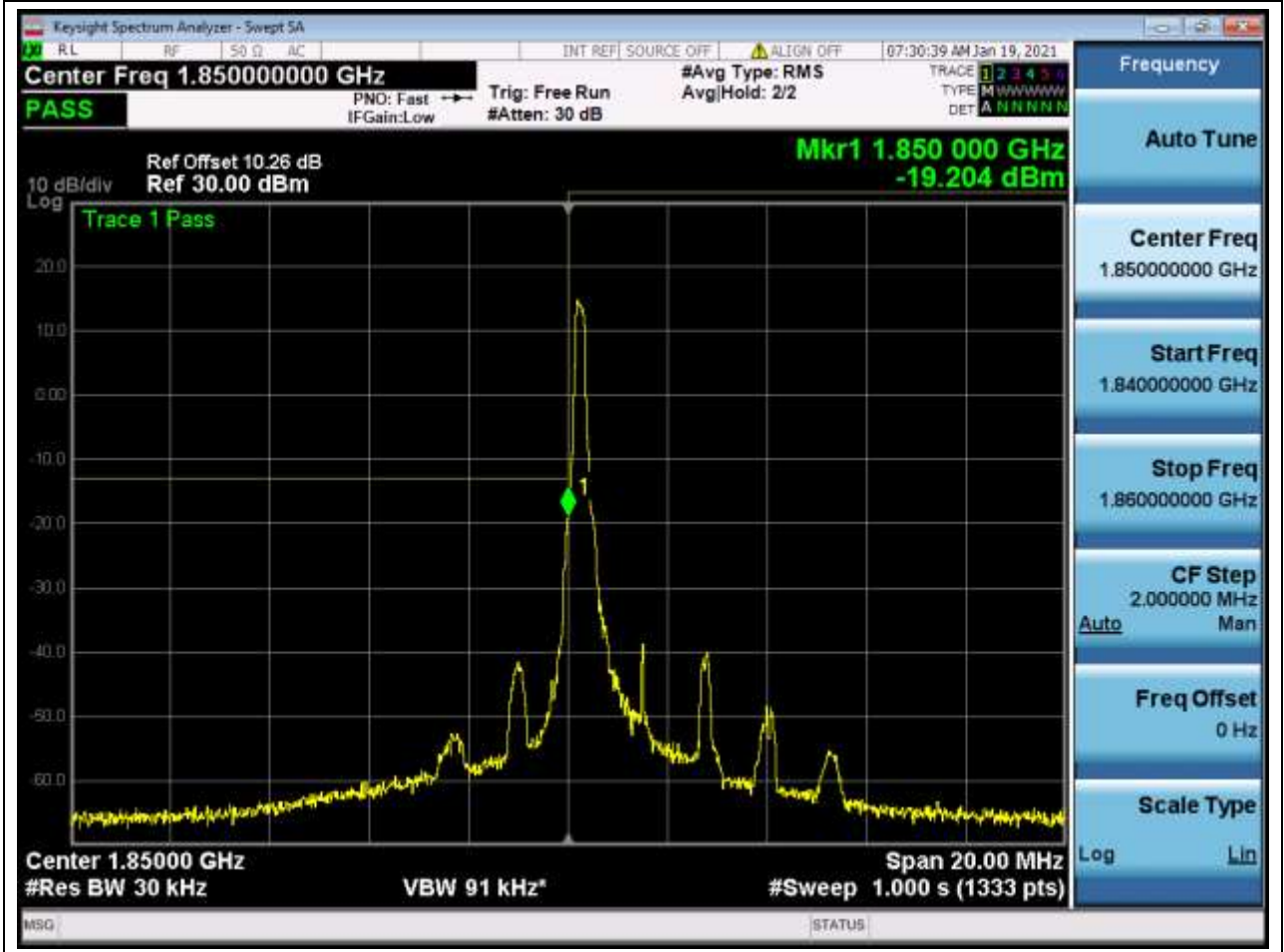
**10.8. LTE Band Edge(NTNV)(Subtest:8, Channel:19193, Bandwidth:1.4, Modulation:Q16, RB Number: 6, RB Position:HIGH)**

Center Frequency (MHz)	Span (MHz)	RBW (MHz)	Detector	Frequency (MHz)	Power (dBm)	Verdict	Sweep Point
1910	20	0.015	RMS	1910.026	-30.5	Pass	2666



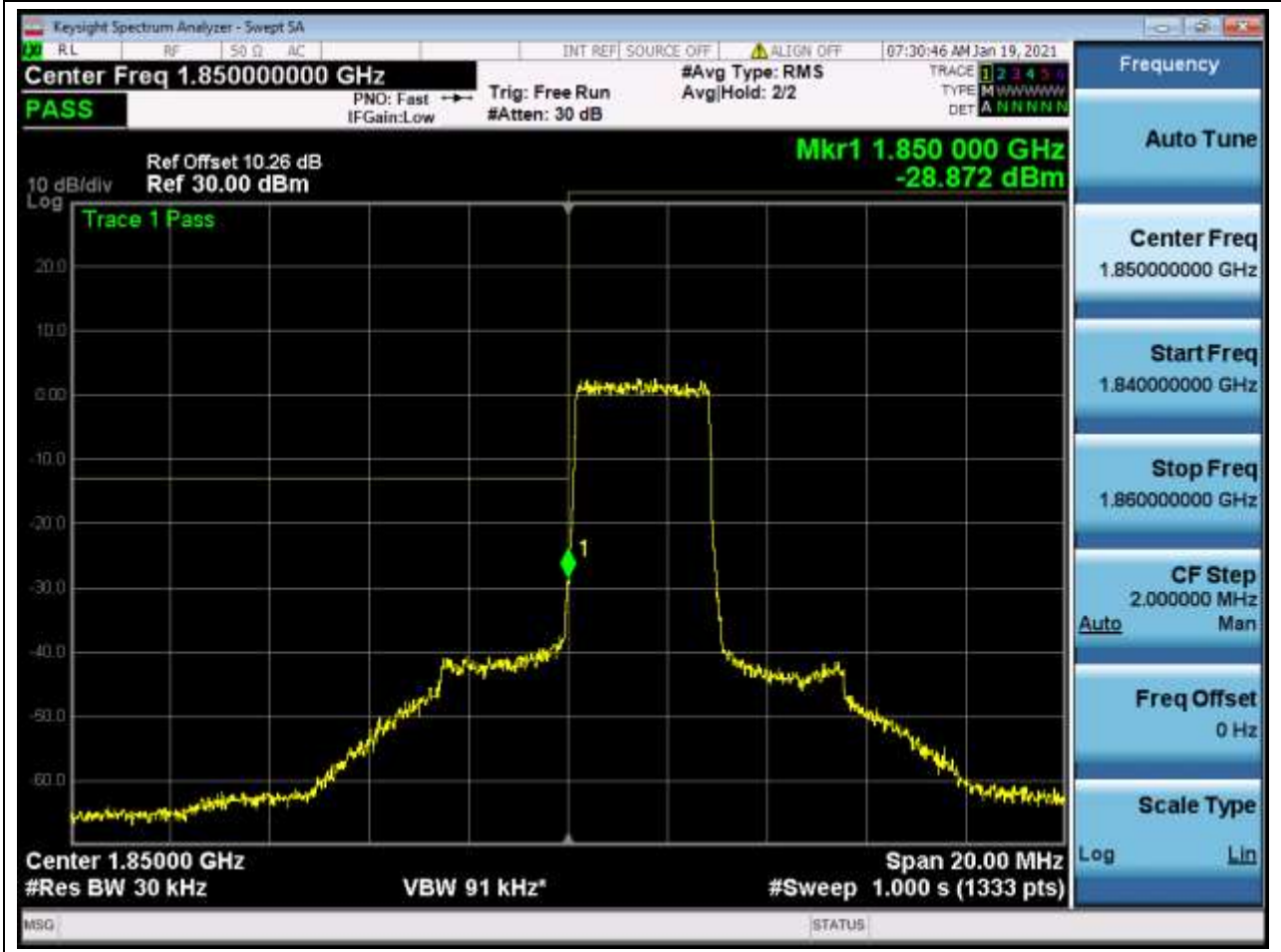
**10.9. LTE Band Edge(NTNV)(Subtest:9, Channel:18615, Bandwidth:3, Modulation:QPSK, RB Number: 1, RB Position:LOW)**

Center Frequency (MHz)	Span (MHz)	RBW (MHz)	Detector	Frequency (MHz)	Power (dBm)	Verdict	Sweep Point
1850	20	0.03	RMS	1850	-19.2	Pass	1333



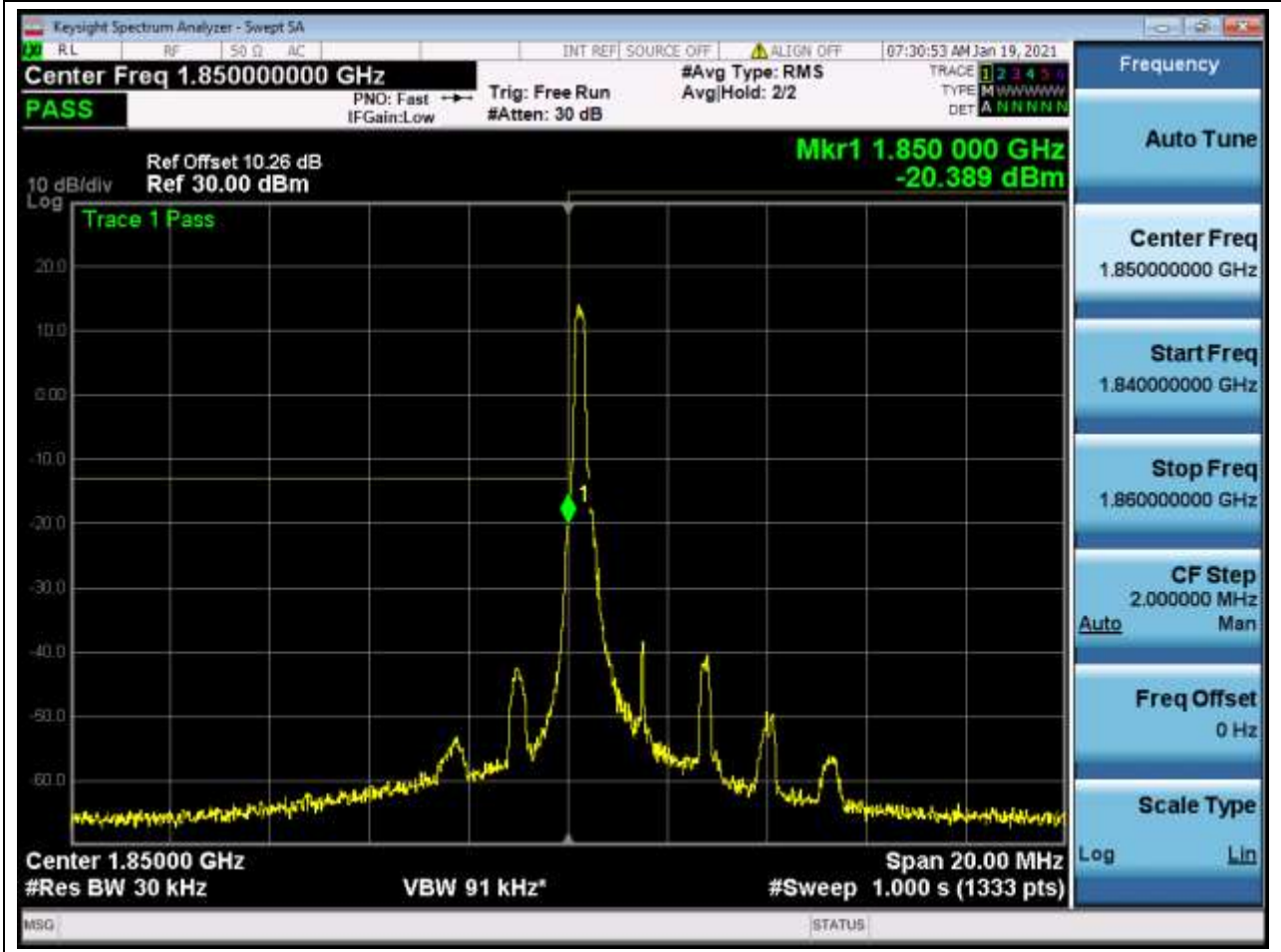
**10.10. LTE Band Edge(NTNV)(Subtest:10, Channel:18615, Bandwidth:3, Modulation:QPSK, RB Number: 15, RB Position:LOW)**

Center Frequency (MHz)	Span (MHz)	RBW (MHz)	Detector	Frequency (MHz)	Power (dBm)	Verdict	Sweep Point
1850	20	0.03	RMS	1850	-28.87	Pass	1333



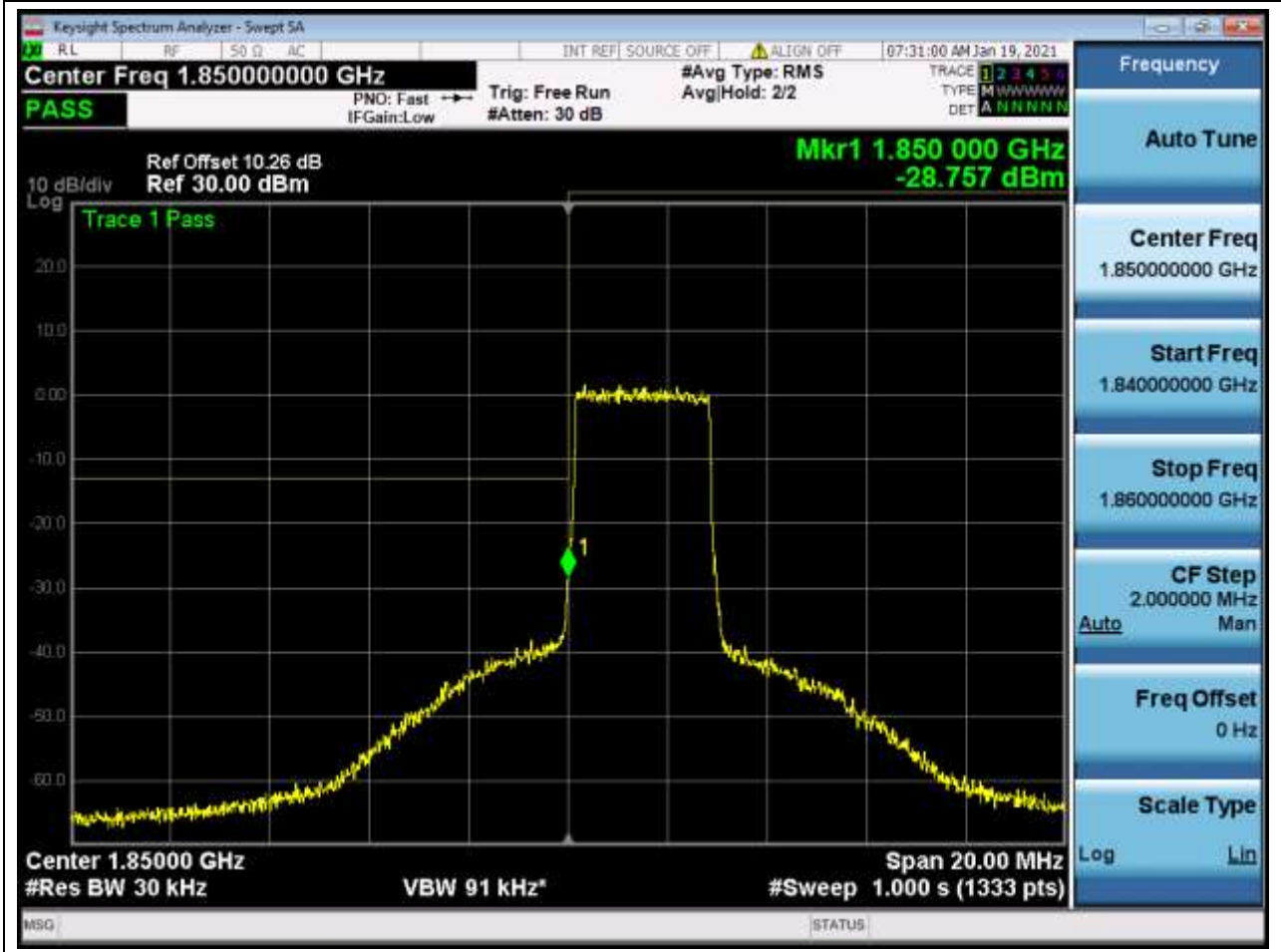
**10.11. LTE Band Edge(NTNV)(Subtest:11, Channel:18615, Bandwidth:3, Modulation:Q16, RB Number: 1, RB Position:LOW)**

Center Frequency (MHz)	Span (MHz)	RBW (MHz)	Detector	Frequency (MHz)	Power (dBm)	Verdict	Sweep Point
1850	20	0.03	RMS	1850	-20.39	Pass	1333



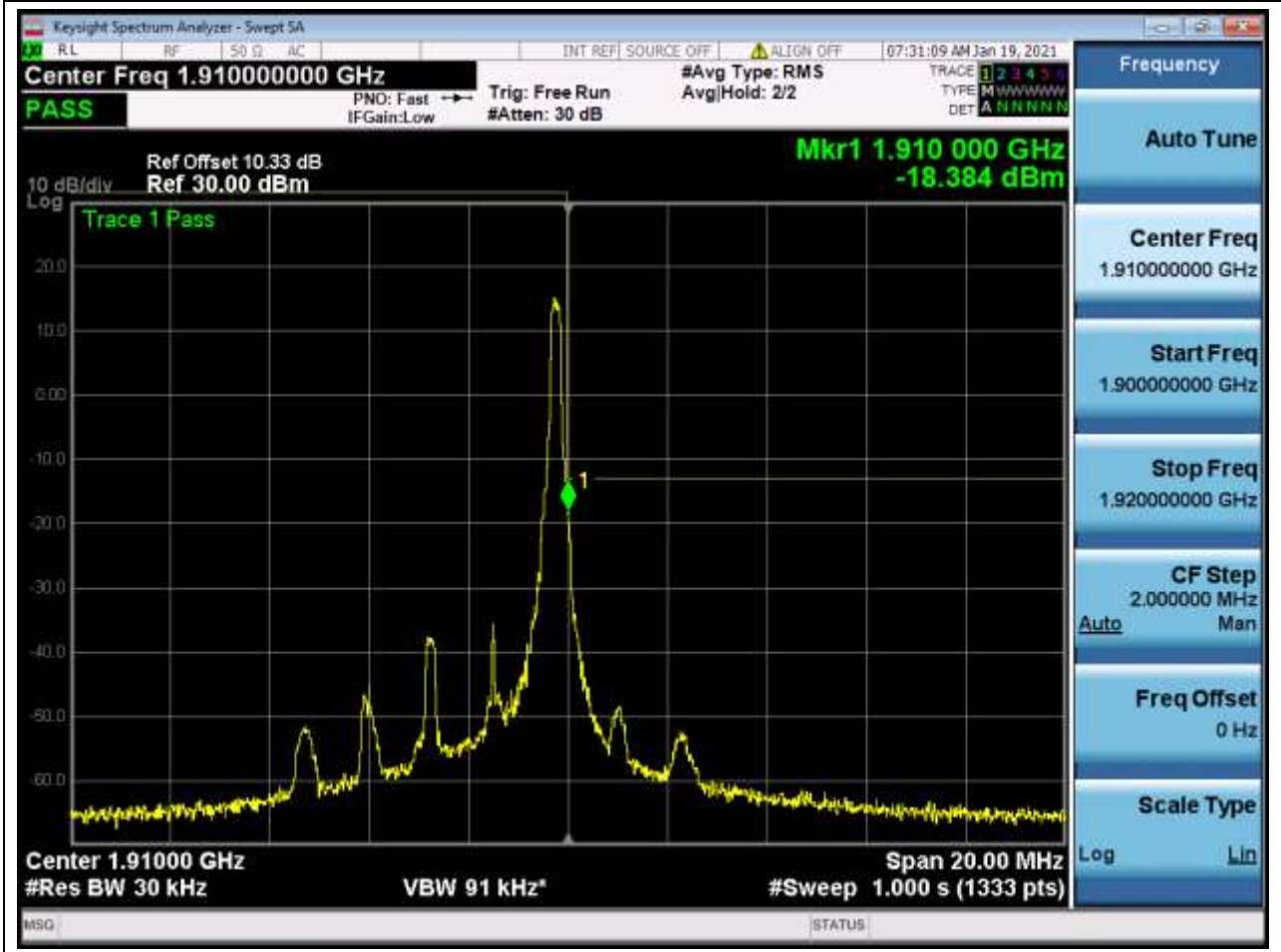
**10.12. LTE Band Edge(NTNV)(Subtest:12, Channel:18615, Bandwidth:3, Modulation:Q16, RB Number: 15, RB Position:LOW)**

Center Frequency (MHz)	Span (MHz)	RBW (MHz)	Detector	Frequency (MHz)	Power (dBm)	Verdict	Sweep Point
1850	20	0.03	RMS	1850	-28.76	Pass	1333



**10.13. LTE Band Edge(NTNV)(Subtest:13, Channel:19185, Bandwidth:3, Modulation:QPSK, RB Number: 1, RB Position:HIGH)**

Center Frequency (MHz)	Span (MHz)	RBW (MHz)	Detector	Frequency (MHz)	Power (dBm)	Verdict	Sweep Point
1910	20	0.03	RMS	1910	-18.38	Pass	1333



**10.14. LTE Band Edge(NTNV)(Subtest:14, Channel:19185, Bandwidth:3, Modulation:QPSK, RB Number: 15, RB Position:HIGH)**

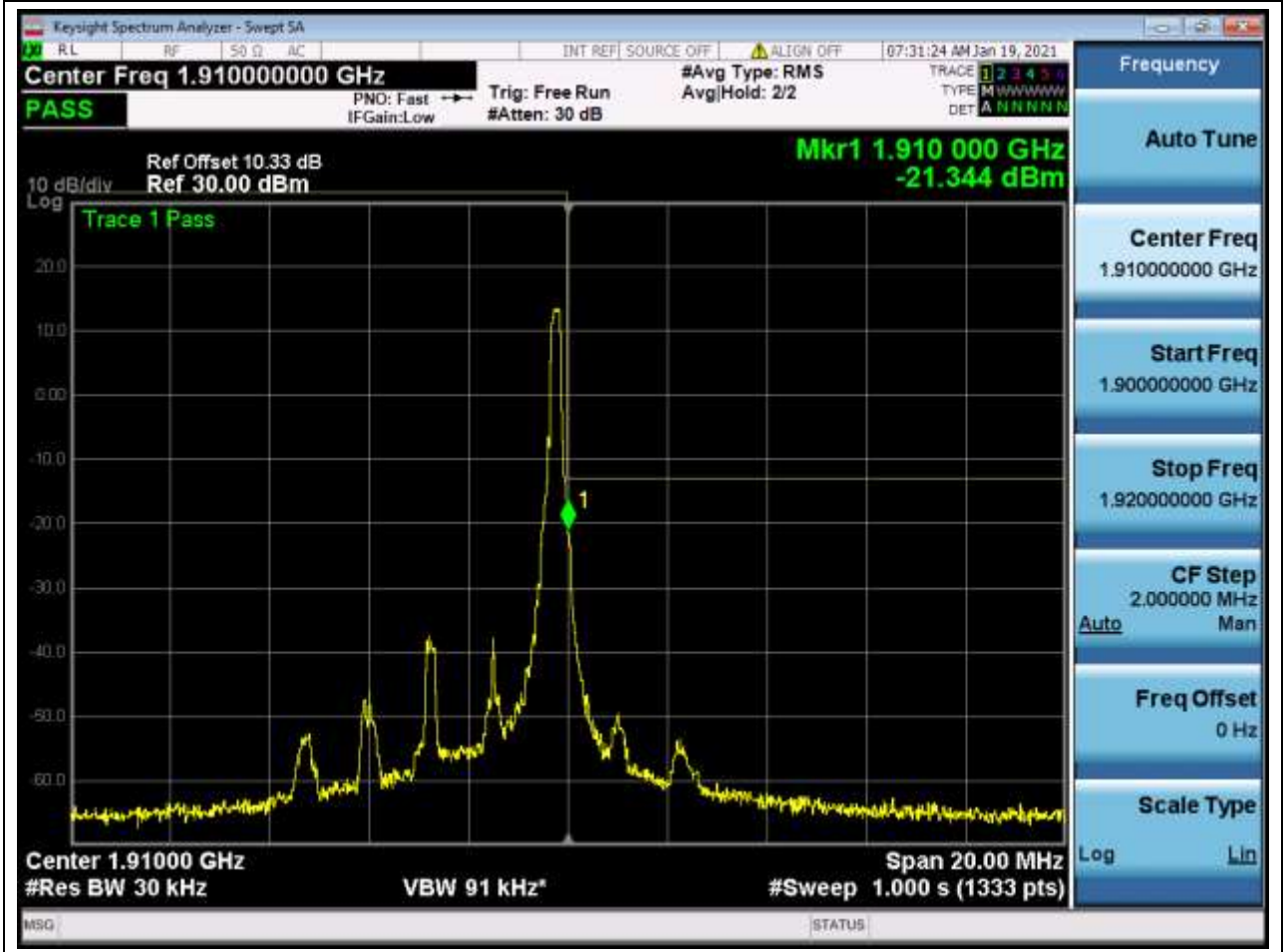
Center Frequency (MHz)	Span (MHz)	RBW (MHz)	Detector	Frequency (MHz)	Power (dBm)	Verdict	Sweep Point
1910	20	0.03	RMS	1910	-29.32	Pass	1333





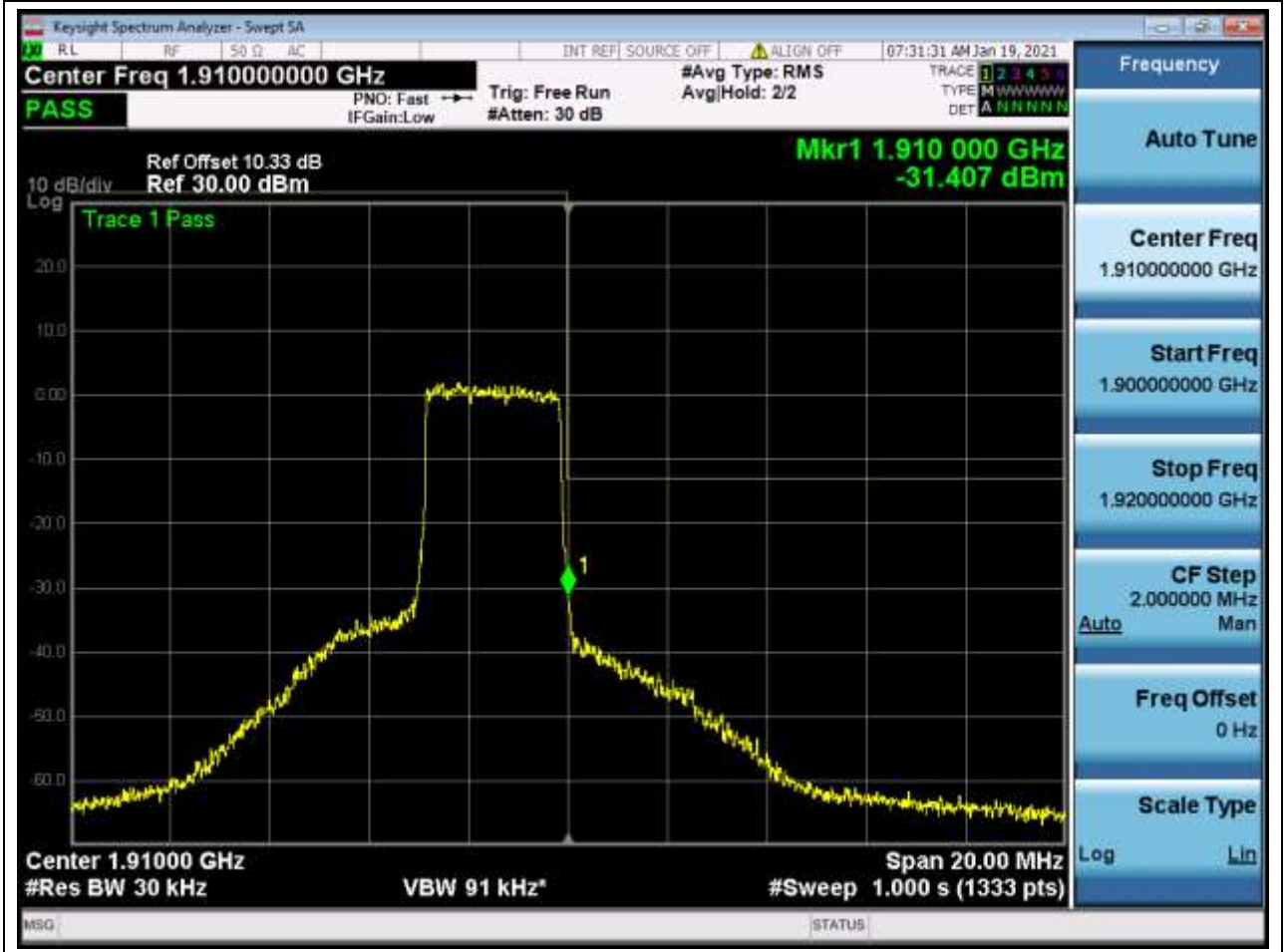
**10.15. LTE Band Edge(NTNV)(Subtest:15, Channel:19185, Bandwidth:3, Modulation:Q16, RB Number: 1, RB Position:HIGH)**

Center Frequency (MHz)	Span (MHz)	RBW (MHz)	Detector	Frequency (MHz)	Power (dBm)	Verdict	Sweep Point
1910	20	0.03	RMS	1910	-21.34	Pass	1333



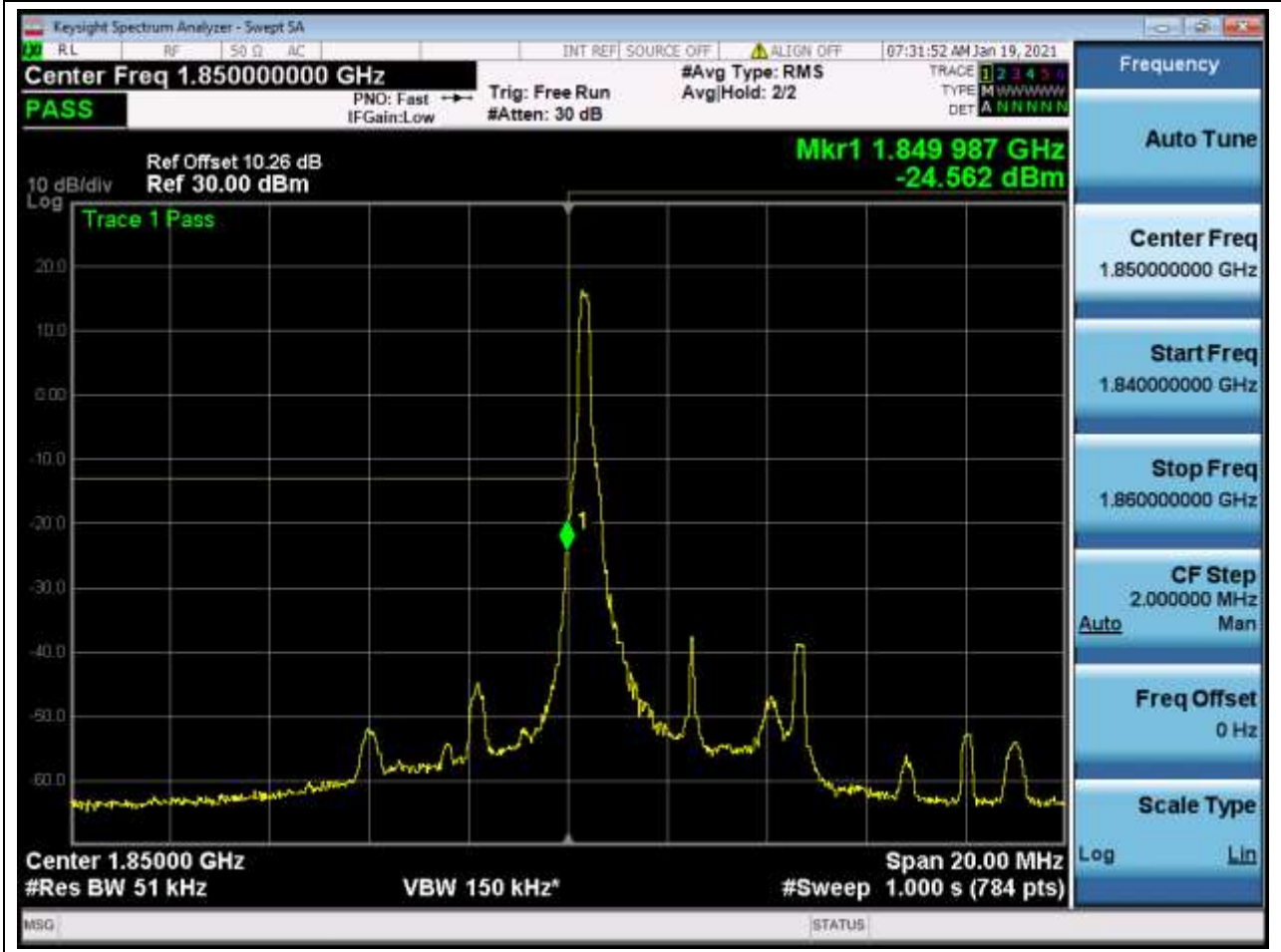
**10.16. LTE Band Edge(NTNV)(Subtest:16, Channel:19185, Bandwidth:3, Modulation:Q16, RB Number: 15, RB Position:HIGH)**

Center Frequency (MHz)	Span (MHz)	RBW (MHz)	Detector	Frequency (MHz)	Power (dBm)	Verdict	Sweep Point
1910	20	0.03	RMS	1910	-31.41	Pass	1333



**10.17. LTE Band Edge(NTNV)(Subtest:17, Channel:18625, Bandwidth:5, Modulation:QPSK, RB Number: 1, RB Position:LOW)**

Center Frequency (MHz)	Span (MHz)	RBW (MHz)	Detector	Frequency (MHz)	Power (dBm)	Verdict	Sweep Point
1850	20	0.051	RMS	1849.987	-24.56	Pass	784



**10.18. LTE Band Edge(NTNV)(Subtest:18, Channel:18625, Bandwidth:5, Modulation:QPSK, RB Number: 25, RB Position:LOW)**

Center Frequency (MHz)	Span (MHz)	RBW (MHz)	Detector	Frequency (MHz)	Power (dBm)	Verdict	Sweep Point
1850	20	0.051	RMS	1849.987	-29.49	Pass	784



**10.19. LTE Band Edge(NTNV)(Subtest:19, Channel:18625, Bandwidth:5, Modulation:Q16, RB Number: 1, RB Position:LOW)**

Center Frequency (MHz)	Span (MHz)	RBW (MHz)	Detector	Frequency (MHz)	Power (dBm)	Verdict	Sweep Point
1850	20	0.051	RMS	1849.987	-24.96	Pass	784



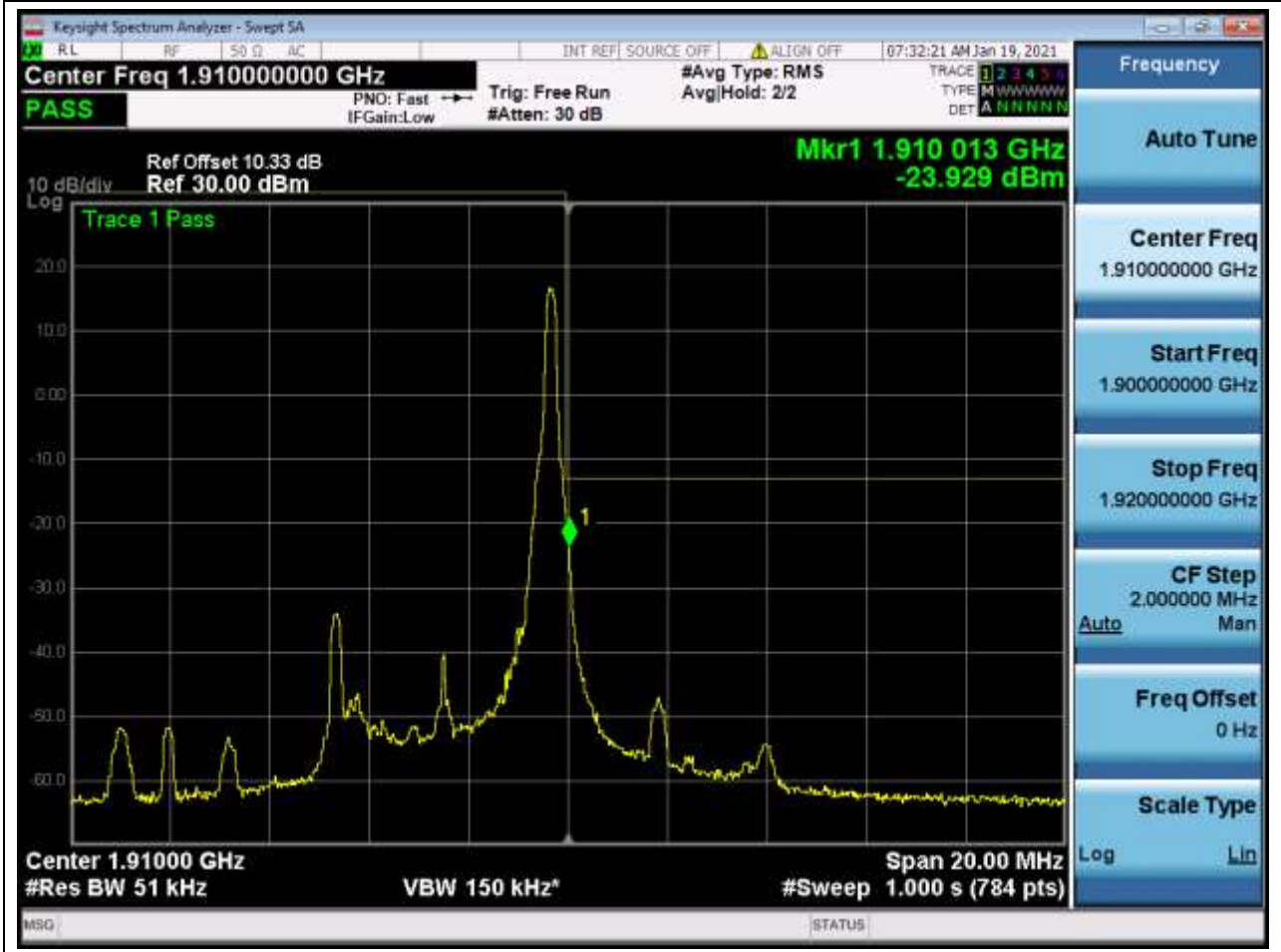
**10.20. LTE Band Edge(NTNV)(Subtest:20, Channel:18625, Bandwidth:5, Modulation:Q16, RB Number: 25, RB Position:LOW)**

Center Frequency (MHz)	Span (MHz)	RBW (MHz)	Detector	Frequency (MHz)	Power (dBm)	Verdict	Sweep Point
1850	20	0.051	RMS	1849.987	-32.08	Pass	784



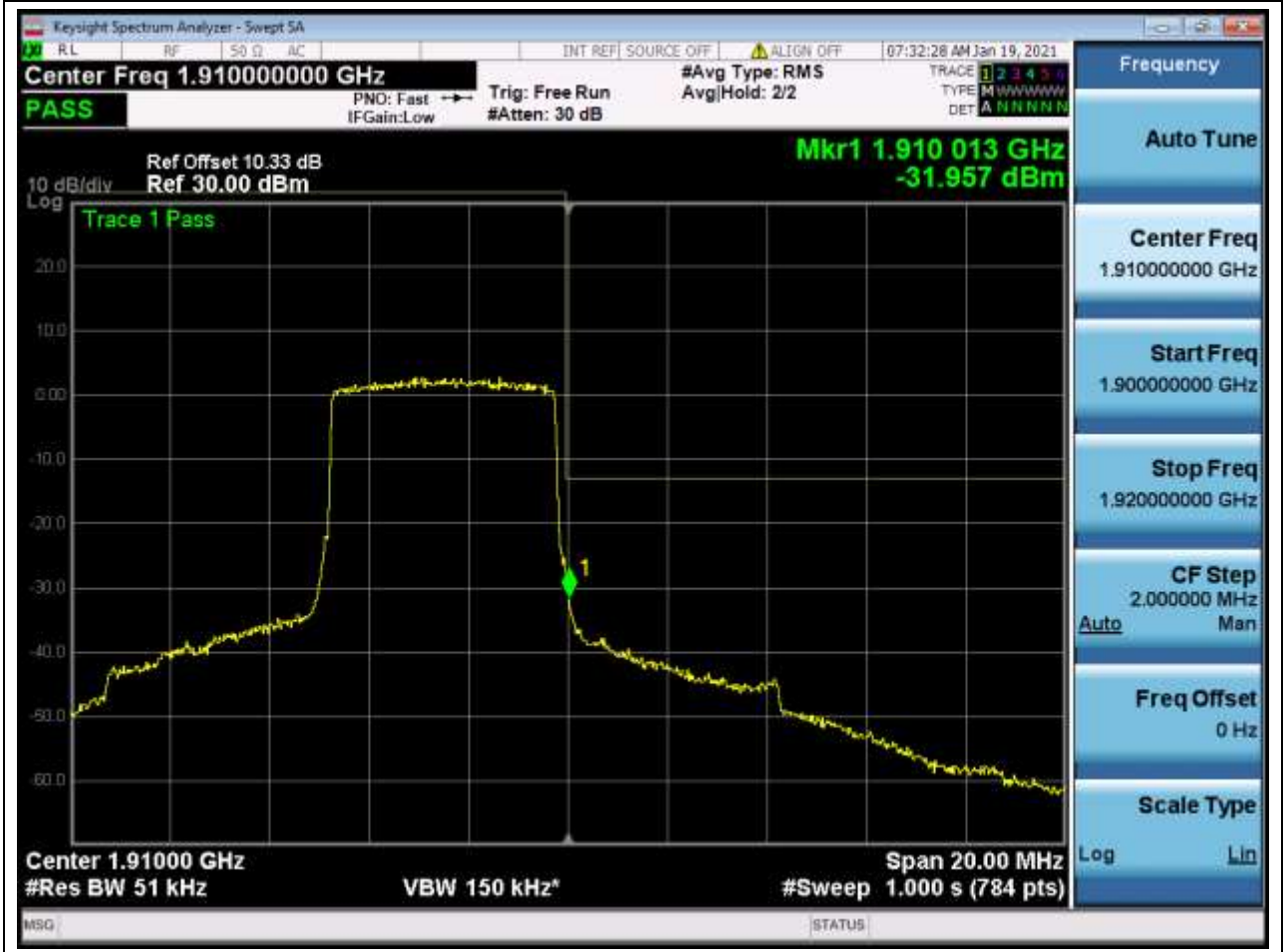
**10.21. LTE Band Edge(NTNV)(Subtest:21, Channel:19175, Bandwidth:5, Modulation:QPSK, RB Number: 1, RB Position:HIGH)**

Center Frequency (MHz)	Span (MHz)	RBW (MHz)	Detector	Frequency (MHz)	Power (dBm)	Verdict	Sweep Point
1910	20	0.051	RMS	1910.013	-23.93	Pass	784



**10.22. LTE Band Edge(NTNV)(Subtest:22, Channel:19175, Bandwidth:5, Modulation:QPSK, RB Number: 25, RB Position:HIGH)**

Center Frequency (MHz)	Span (MHz)	RBW (MHz)	Detector	Frequency (MHz)	Power (dBm)	Verdict	Sweep Point
1910	20	0.051	RMS	1910.013	-31.96	Pass	784





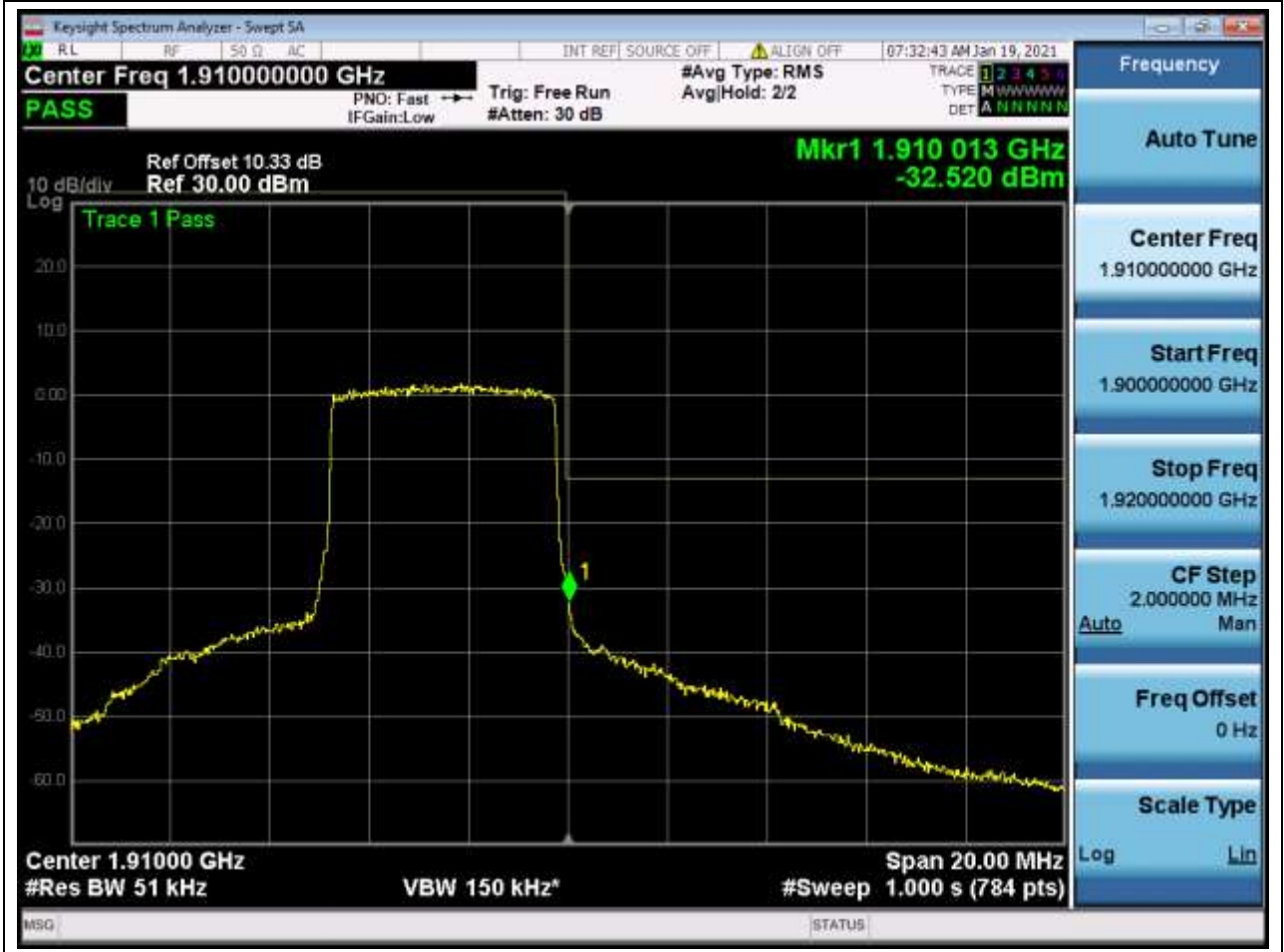
**10.23. LTE Band Edge(NTNV)(Subtest:23, Channel:19175, Bandwidth:5, Modulation:Q16, RB Number: 1, RB Position:HIGH)**

Center Frequency (MHz)	Span (MHz)	RBW (MHz)	Detector	Frequency (MHz)	Power (dBm)	Verdict	Sweep Point
1910	20	0.051	RMS	1910.013	-24.24	Pass	784



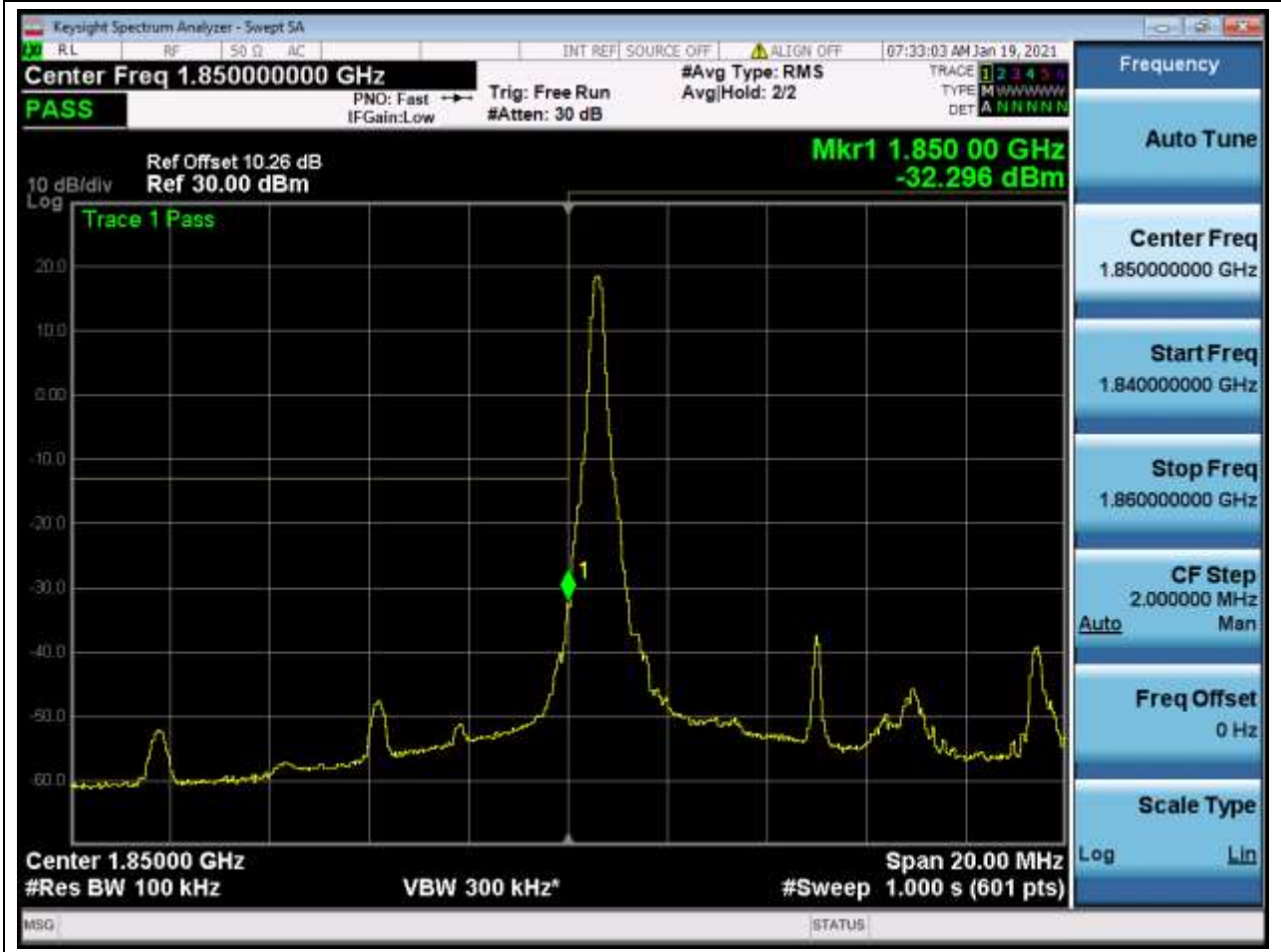
**10.24. LTE Band Edge(NTNV)(Subtest:24, Channel:19175, Bandwidth:5, Modulation:Q16, RB Number: 25, RB Position:HIGH)**

Center Frequency (MHz)	Span (MHz)	RBW (MHz)	Detector	Frequency (MHz)	Power (dBm)	Verdict	Sweep Point
1910	20	0.051	RMS	1910.013	-32.52	Pass	784



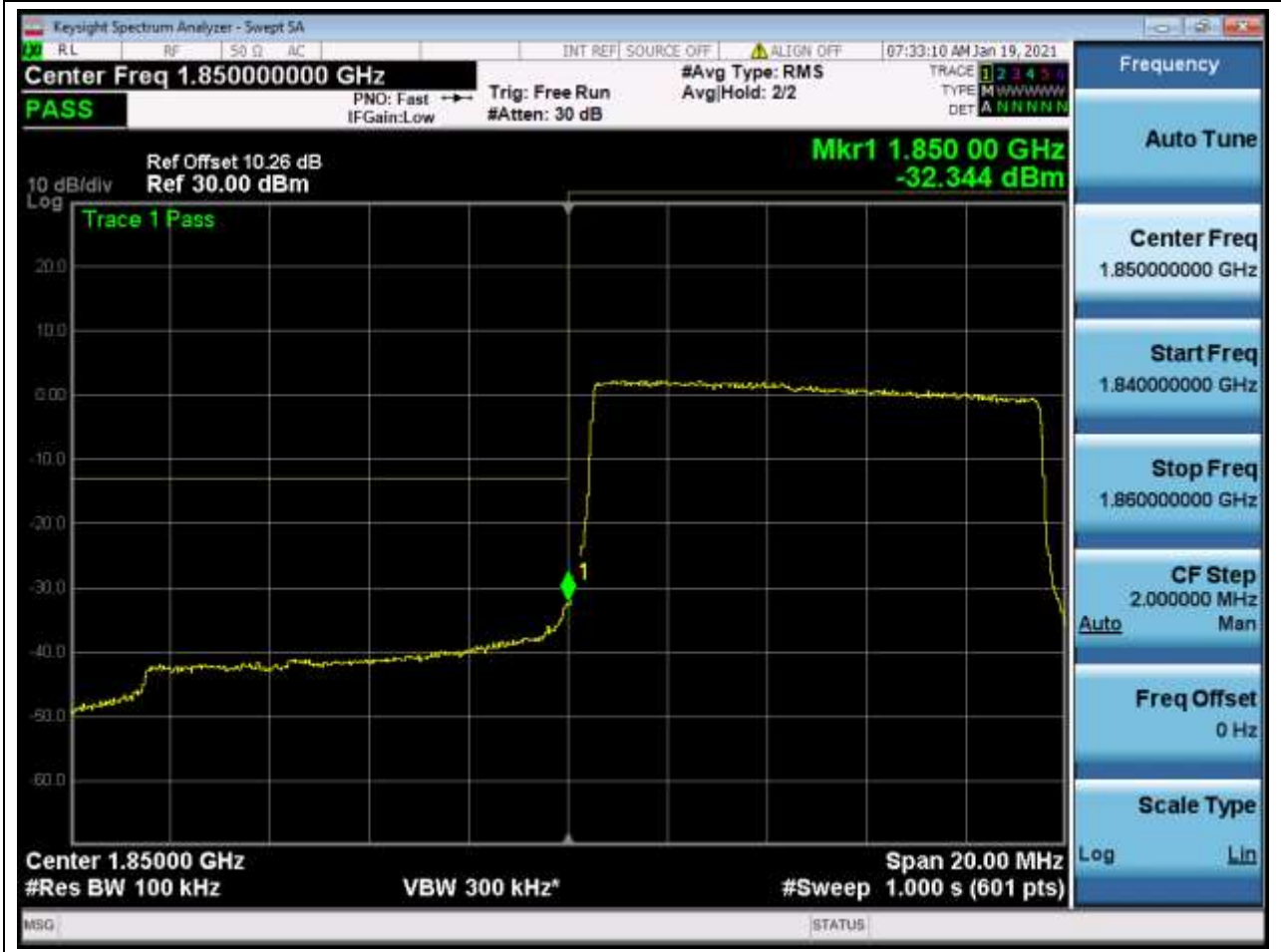
**10.25. LTE Band Edge(NTNV)(Subtest:25, Channel:18650, Bandwidth:10, Modulation:QPSK, RB Number: 1, RB Position:LOW)**

Center Frequency (MHz)	Span (MHz)	RBW (MHz)	Detector	Frequency (MHz)	Power (dBm)	Verdict	Sweep Point
1850	20	0.1	RMS	1850	-32.3	Pass	601



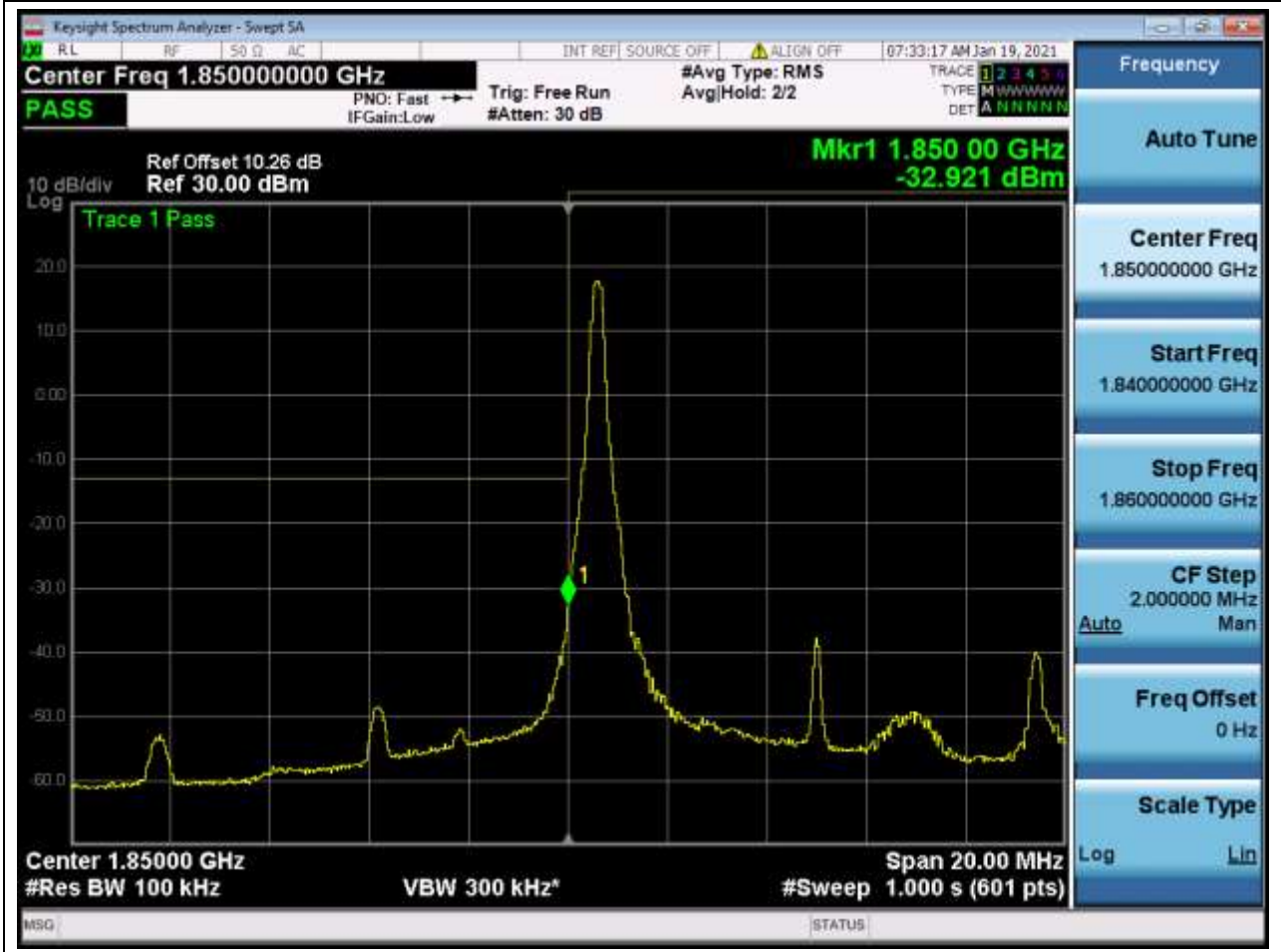
**10.26. LTE Band Edge(NTNV)(Subtest:26, Channel:18650, Bandwidth:10, Modulation:QPSK, RB Number: 50, RB Position:LOW)**

Center Frequency (MHz)	Span (MHz)	RBW (MHz)	Detector	Frequency (MHz)	Power (dBm)	Verdict	Sweep Point
1850	20	0.1	RMS	1850	-32.34	Pass	601



**10.27. LTE Band Edge(NTNV)(Subtest:27, Channel:18650, Bandwidth:10, Modulation:Q16, RB Number: 1, RB Position:LOW)**

Center Frequency (MHz)	Span (MHz)	RBW (MHz)	Detector	Frequency (MHz)	Power (dBm)	Verdict	Sweep Point
1850	20	0.1	RMS	1850	-32.92	Pass	601



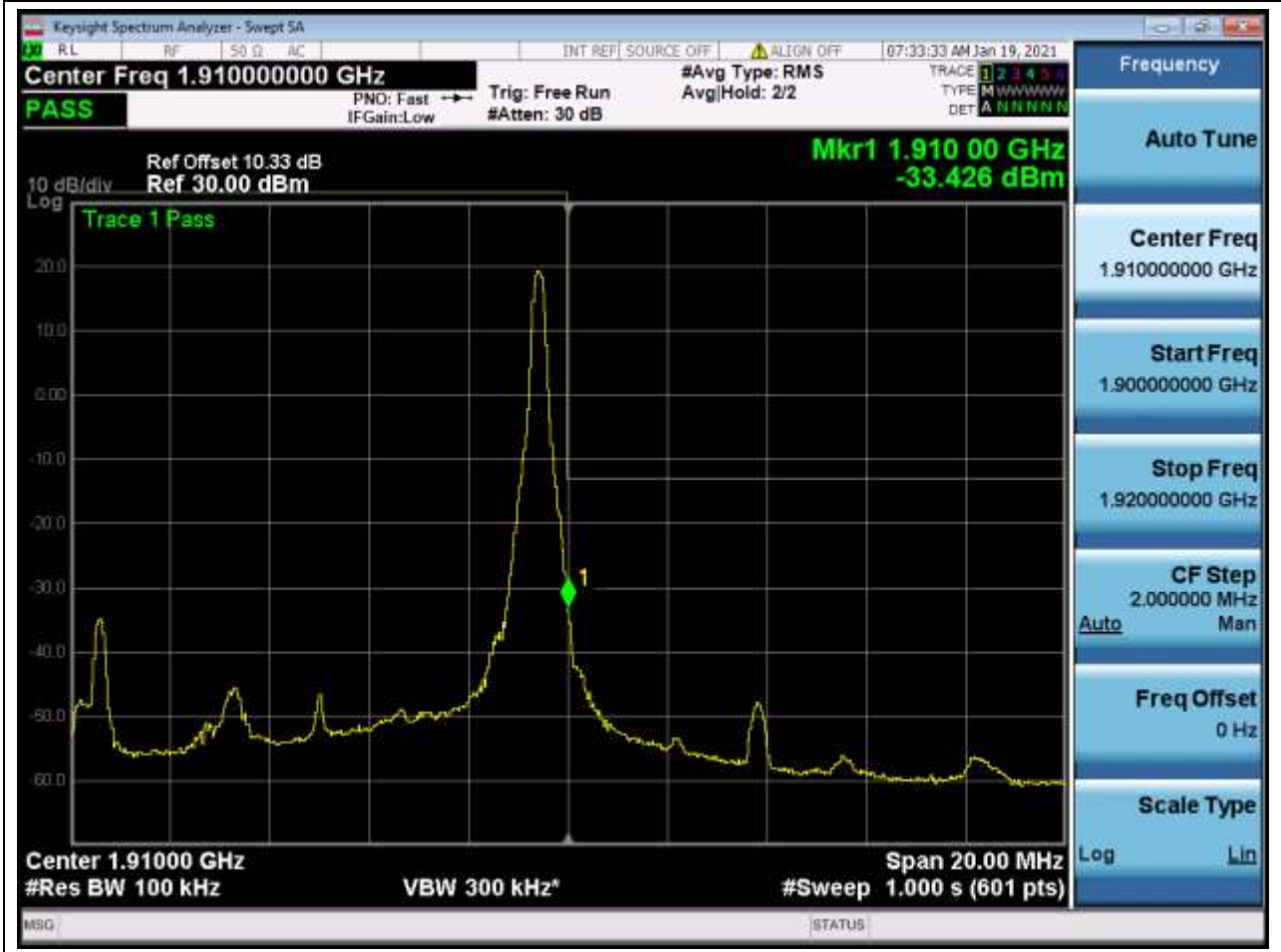
**10.28. LTE Band Edge(NTNV)(Subtest:28, Channel:18650, Bandwidth:10, Modulation:Q16, RB Number: 50, RB Position:LOW)**

Center Frequency (MHz)	Span (MHz)	RBW (MHz)	Detector	Frequency (MHz)	Power (dBm)	Verdict	Sweep Point
1850	20	0.1	RMS	1850	-33.72	Pass	601



**10.29. LTE Band Edge(NTNV)(Subtest:29, Channel:19150, Bandwidth:10, Modulation:QPSK, RB Number: 1, RB Position:HIGH)**

Center Frequency (MHz)	Span (MHz)	RBW (MHz)	Detector	Frequency (MHz)	Power (dBm)	Verdict	Sweep Point
1910	20	0.1	RMS	1910	-33.43	Pass	601



**10.30. LTE Band Edge(NTNV)(Subtest:30, Channel:19150, Bandwidth:10, Modulation:QPSK, RB Number: 50, RB Position:HIGH)**

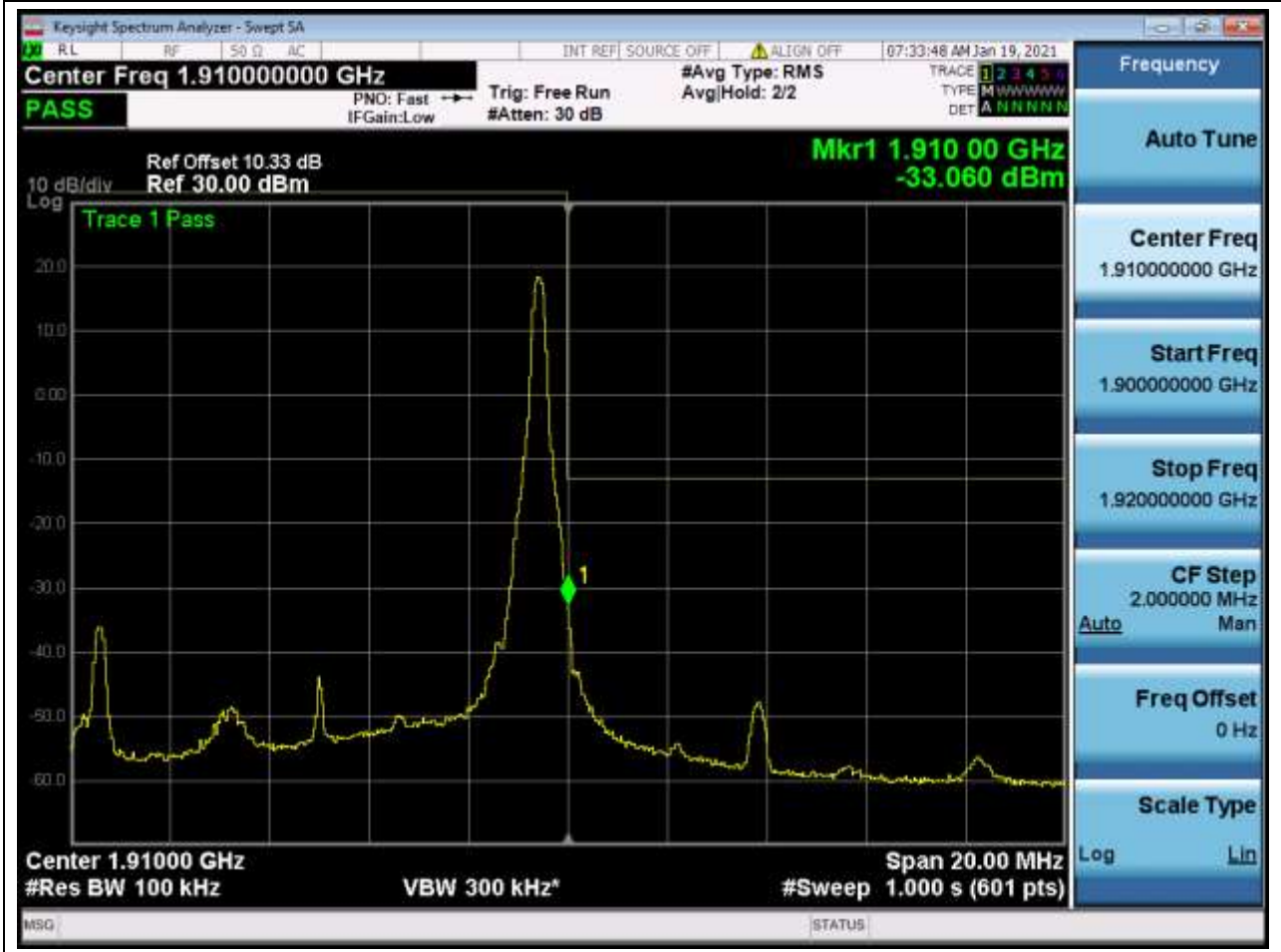
Center Frequency (MHz)	Span (MHz)	RBW (MHz)	Detector	Frequency (MHz)	Power (dBm)	Verdict	Sweep Point
1910	20	0.1	RMS	1910	-30.25	Pass	601





**10.31. LTE Band Edge(NTNV)(Subtest:31, Channel:19150, Bandwidth:10, Modulation:Q16, RB Number: 1, RB Position:HIGH)**

Center Frequency (MHz)	Span (MHz)	RBW (MHz)	Detector	Frequency (MHz)	Power (dBm)	Verdict	Sweep Point
1910	20	0.1	RMS	1910	-33.06	Pass	601



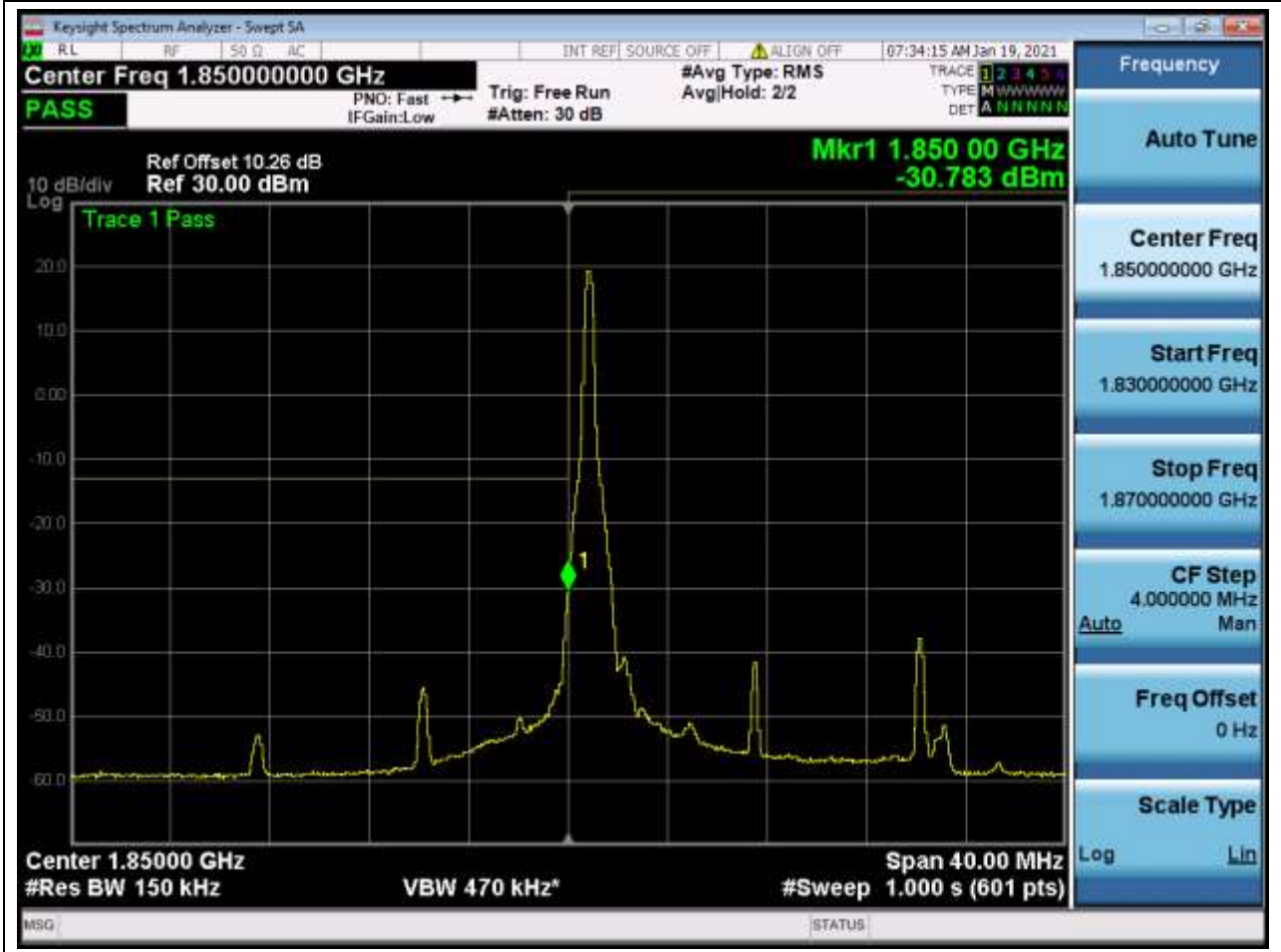
**10.32. LTE Band Edge(NTNV)(Subtest:32, Channel:19150, Bandwidth:10, Modulation:Q16, RB Number: 50, RB Position:HIGH)**

Center Frequency (MHz)	Span (MHz)	RBW (MHz)	Detector	Frequency (MHz)	Power (dBm)	Verdict	Sweep Point
1910	20	0.1	RMS	1910	-31.48	Pass	601



**10.33. LTE Band Edge(NTNV)(Subtest:33, Channel:18675, Bandwidth:15, Modulation:QPSK, RB Number: 1, RB Position:LOW)**

Center Frequency (MHz)	Span (MHz)	RBW (MHz)	Detector	Frequency (MHz)	Power (dBm)	Verdict	Sweep Point
1850	40	0.15	RMS	1850	-30.78	Pass	601



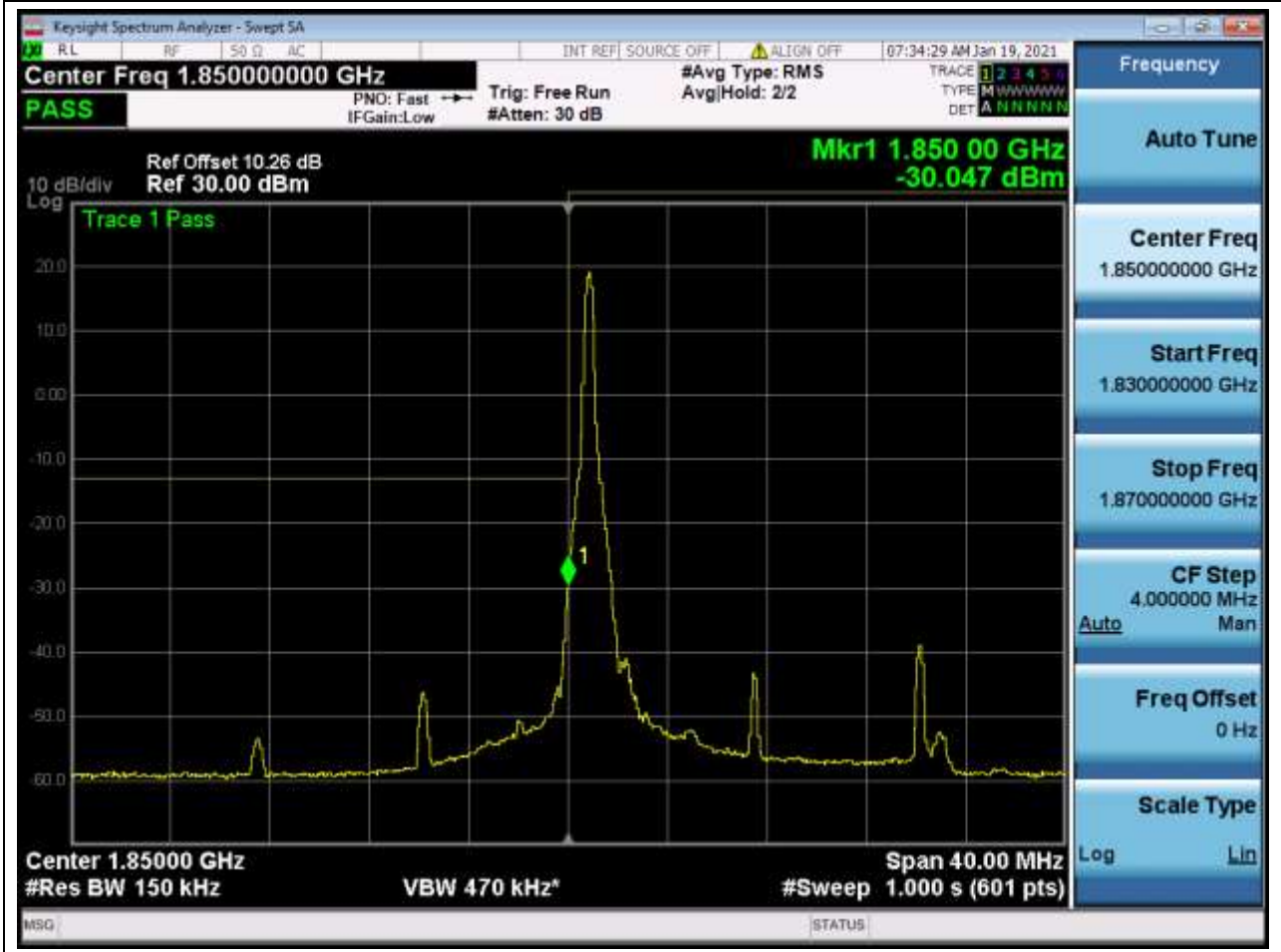
**10.34. LTE Band Edge(NTNV)(Subtest:34, Channel:18675, Bandwidth:15, Modulation:QPSK, RB Number: 75, RB Position:LOW)**

Center Frequency (MHz)	Span (MHz)	RBW (MHz)	Detector	Frequency (MHz)	Power (dBm)	Verdict	Sweep Point
1850	40	0.15	RMS	1850	-32.4	Pass	601



**10.35. LTE Band Edge(NTNV)(Subtest:35, Channel:18675, Bandwidth:15, Modulation:Q16, RB Number: 1, RB Position:LOW)**

Center Frequency (MHz)	Span (MHz)	RBW (MHz)	Detector	Frequency (MHz)	Power (dBm)	Verdict	Sweep Point
1850	40	0.15	RMS	1850	-30.05	Pass	601



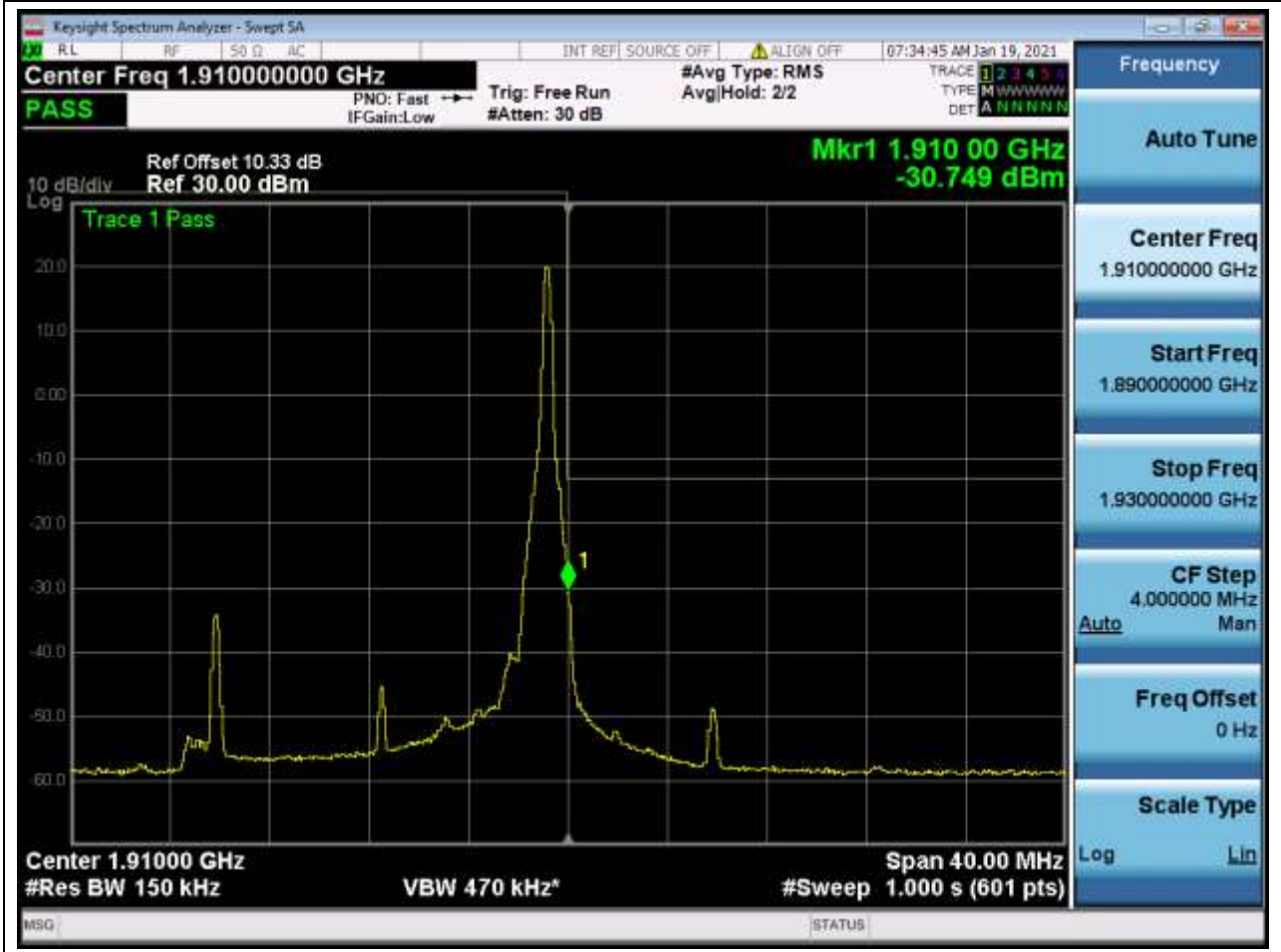
**10.36. LTE Band Edge(NTNV)(Subtest:36, Channel:18675, Bandwidth:15, Modulation:Q16, RB Number: 75, RB Position:LOW)**

Center Frequency (MHz)	Span (MHz)	RBW (MHz)	Detector	Frequency (MHz)	Power (dBm)	Verdict	Sweep Point
1850	40	0.15	RMS	1850	-33.11	Pass	601



**10.37. LTE Band Edge(NTNV)(Subtest:37, Channel:19125, Bandwidth:15, Modulation:QPSK, RB Number: 1, RB Position:HIGH)**

Center Frequency (MHz)	Span (MHz)	RBW (MHz)	Detector	Frequency (MHz)	Power (dBm)	Verdict	Sweep Point
1910	40	0.15	RMS	1910	-30.75	Pass	601



**10.38. LTE Band Edge(NTNV)(Subtest:38, Channel:19125, Bandwidth:15, Modulation:QPSK, RB Number: 75, RB Position:HIGH)**

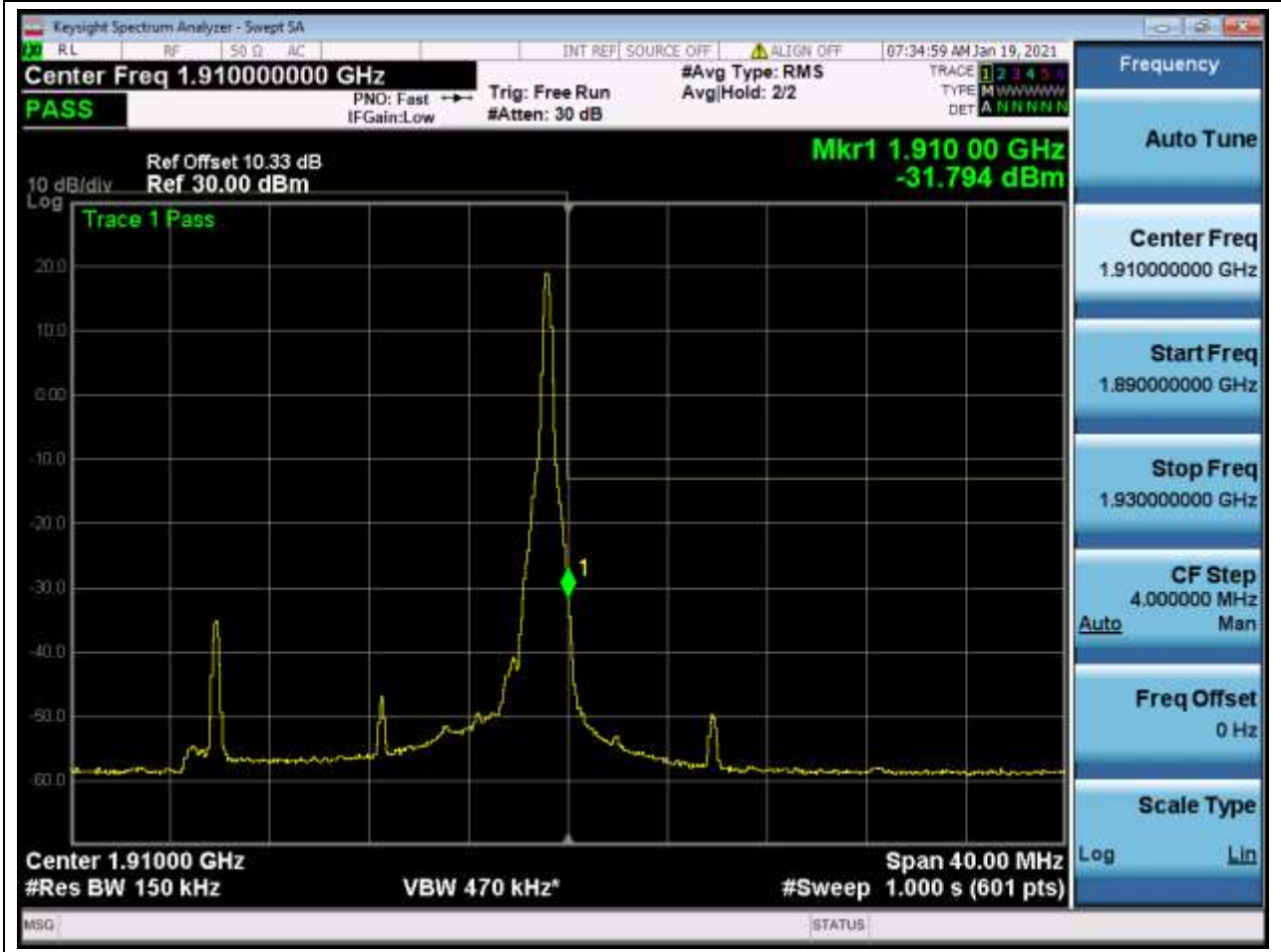
Center Frequency (MHz)	Span (MHz)	RBW (MHz)	Detector	Frequency (MHz)	Power (dBm)	Verdict	Sweep Point
1910	40	0.15	RMS	1910	-31.47	Pass	601





**10.39. LTE Band Edge(NTNV)(Subtest:39, Channel:19125, Bandwidth:15, Modulation:Q16, RB Number: 1, RB Position:HIGH)**

Center Frequency (MHz)	Span (MHz)	RBW (MHz)	Detector	Frequency (MHz)	Power (dBm)	Verdict	Sweep Point
1910	40	0.15	RMS	1910	-31.79	Pass	601



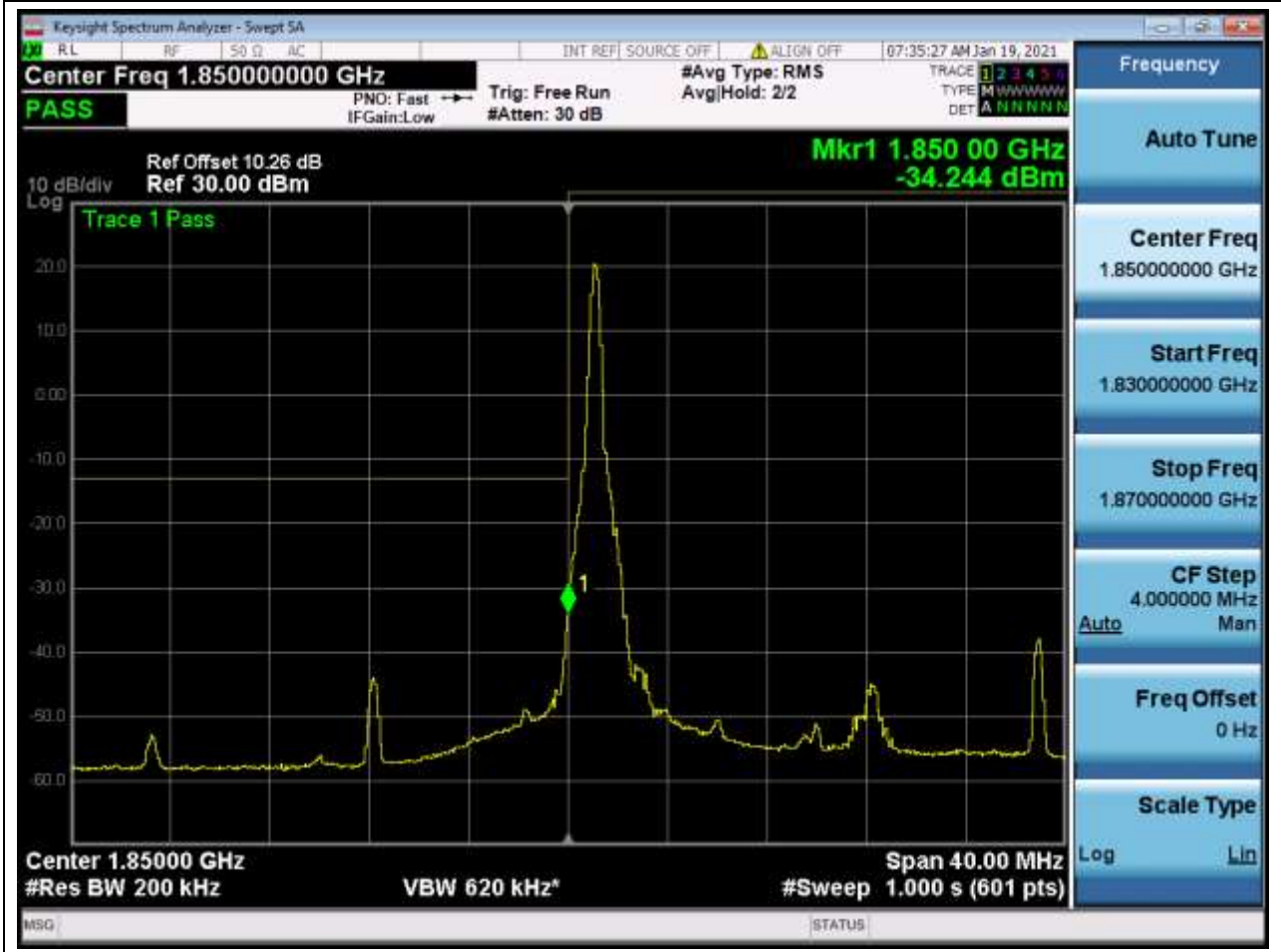
**10.40. LTE Band Edge(NTNV)(Subtest:40, Channel:19125, Bandwidth:15, Modulation:Q16, RB Number: 75, RB Position:HIGH)**

Center Frequency (MHz)	Span (MHz)	RBW (MHz)	Detector	Frequency (MHz)	Power (dBm)	Verdict	Sweep Point
1910	40	0.15	RMS	1910	-32.52	Pass	601



**10.41. LTE Band Edge(NTNV)(Subtest:41, Channel:18700, Bandwidth:20, Modulation:QPSK, RB Number: 1, RB Position:LOW)**

Center Frequency (MHz)	Span (MHz)	RBW (MHz)	Detector	Frequency (MHz)	Power (dBm)	Verdict	Sweep Point
1850	40	0.2	RMS	1850	-34.24	Pass	601



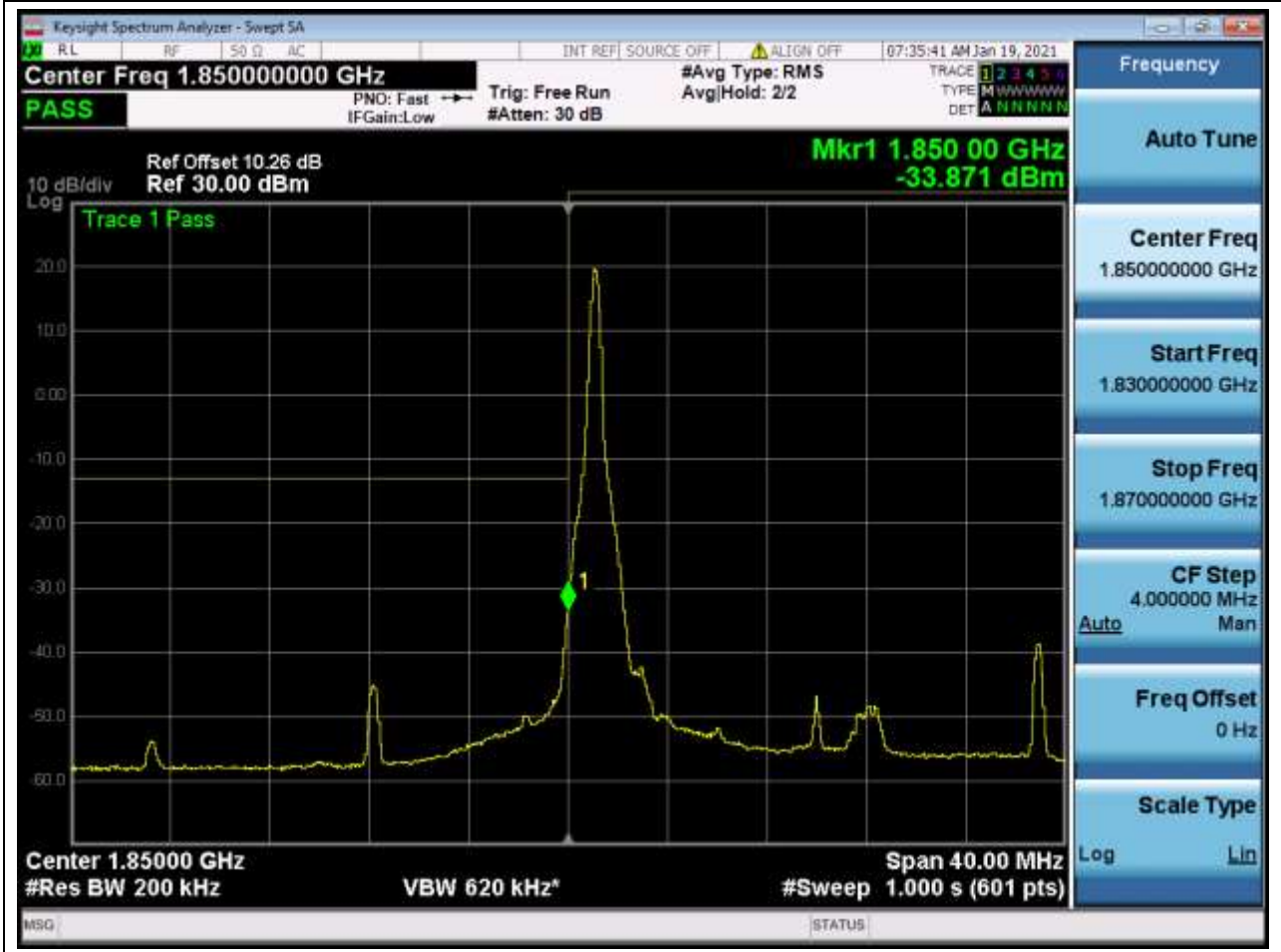
**10.42. LTE Band Edge(NTNV)(Subtest:42, Channel:18700, Bandwidth:20, Modulation:QPSK, RB Number: 100, RB Position:LOW)**

Center Frequency (MHz)	Span (MHz)	RBW (MHz)	Detector	Frequency (MHz)	Power (dBm)	Verdict	Sweep Point
1850	40	0.2	RMS	1850	-29.94	Pass	601



**10.43. LTE Band Edge(NTNV)(Subtest:43, Channel:18700, Bandwidth:20, Modulation:Q16, RB Number: 1, RB Position:LOW)**

Center Frequency (MHz)	Span (MHz)	RBW (MHz)	Detector	Frequency (MHz)	Power (dBm)	Verdict	Sweep Point
1850	40	0.2	RMS	1850	-33.87	Pass	601



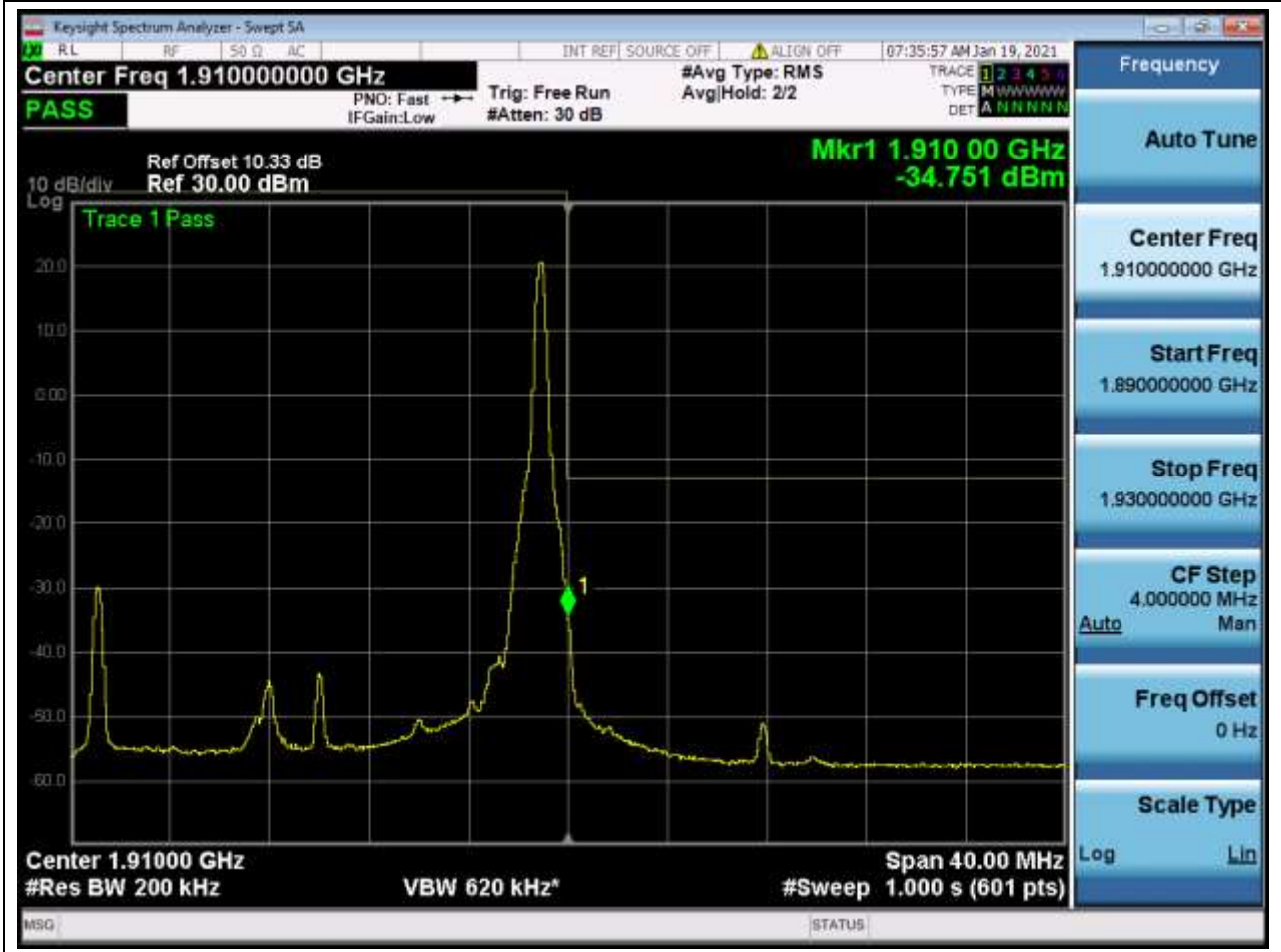
**10.44. LTE Band Edge(NTNV)(Subtest:44, Channel:18700, Bandwidth:20, Modulation:Q16, RB Number: 100, RB Position:LOW)**

Center Frequency (MHz)	Span (MHz)	RBW (MHz)	Detector	Frequency (MHz)	Power (dBm)	Verdict	Sweep Point
1850	40	0.2	RMS	1849.933	-31.07	Pass	601



**10.45. LTE Band Edge(NTNV)(Subtest:45, Channel:19100, Bandwidth:20, Modulation:QPSK, RB Number: 1, RB Position:HIGH)**

Center Frequency (MHz)	Span (MHz)	RBW (MHz)	Detector	Frequency (MHz)	Power (dBm)	Verdict	Sweep Point
1910	40	0.2	RMS	1910	-34.75	Pass	601



**10.46. LTE Band Edge(NTNV)(Subtest:46, Channel:19100, Bandwidth:20, Modulation:QPSK, RB Number: 100, RB Position:HIGH)**

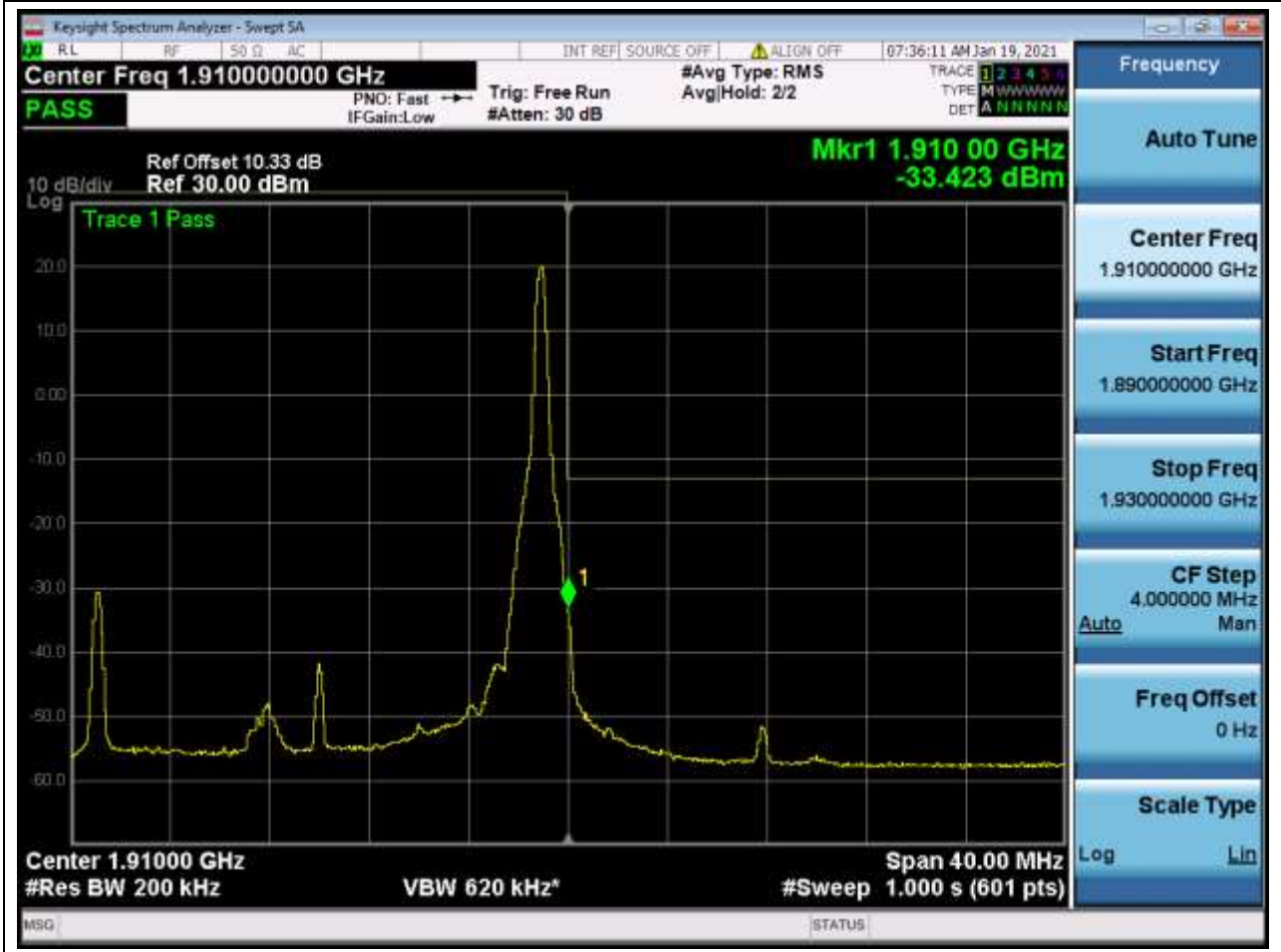
Center Frequency (MHz)	Span (MHz)	RBW (MHz)	Detector	Frequency (MHz)	Power (dBm)	Verdict	Sweep Point
1910	40	0.2	RMS	1910	-31.85	Pass	601





**10.47. LTE Band Edge(NTNV)(Subtest:47, Channel:19100, Bandwidth:20, Modulation:Q16, RB Number: 1, RB Position:HIGH)**

Center Frequency (MHz)	Span (MHz)	RBW (MHz)	Detector	Frequency (MHz)	Power (dBm)	Verdict	Sweep Point
1910	40	0.2	RMS	1910	-33.42	Pass	601



**10.48. LTE Band Edge(NTNV)(Subtest:48, Channel:19100, Bandwidth:20, Modulation:Q16, RB Number: 100, RB Position:HIGH)**

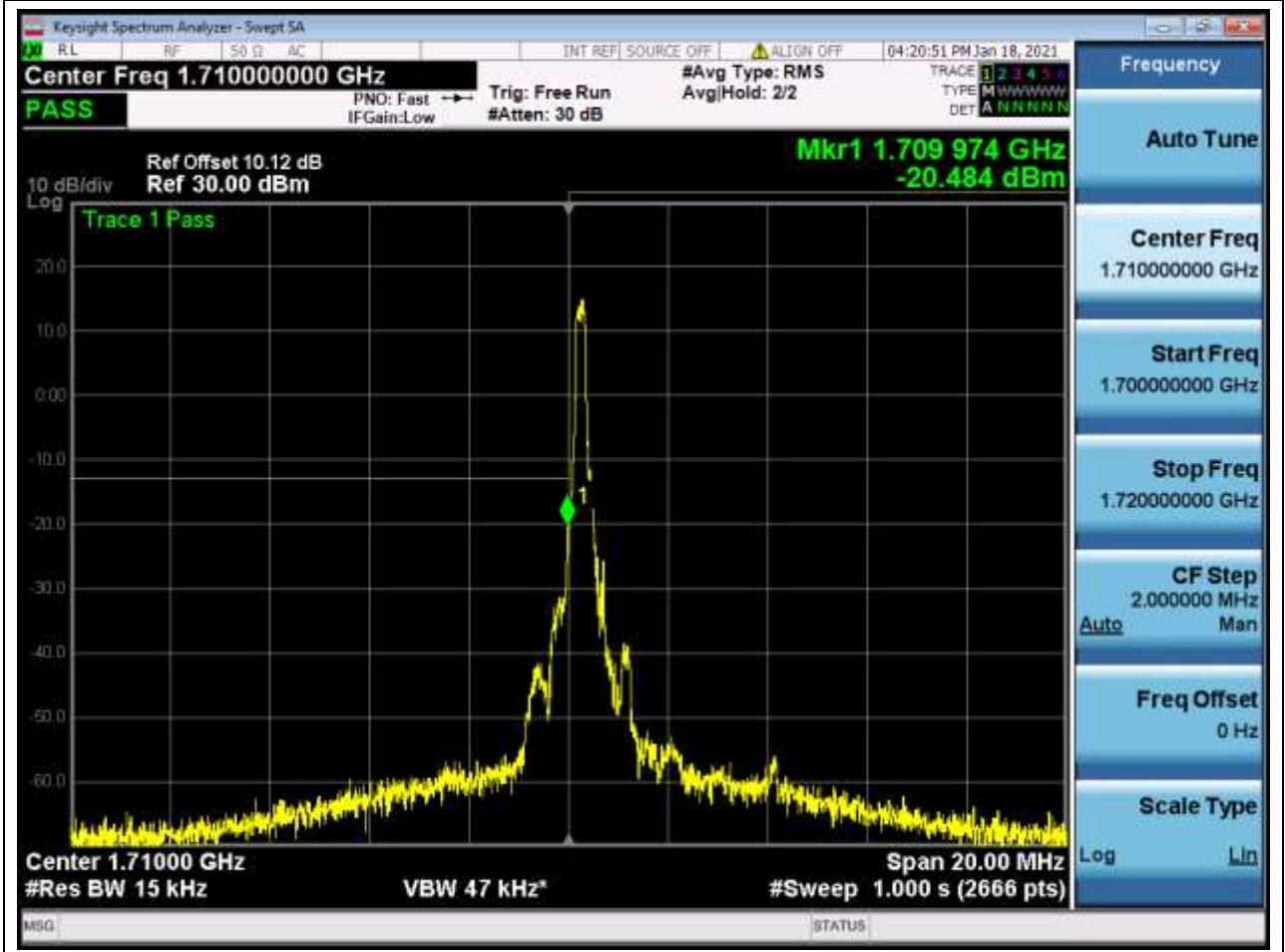
Center Frequency (MHz)	Span (MHz)	RBW (MHz)	Detector	Frequency (MHz)	Power (dBm)	Verdict	Sweep Point
1910	40	0.2	RMS	1910	-32.25	Pass	601



## 11. LTE\_Band4

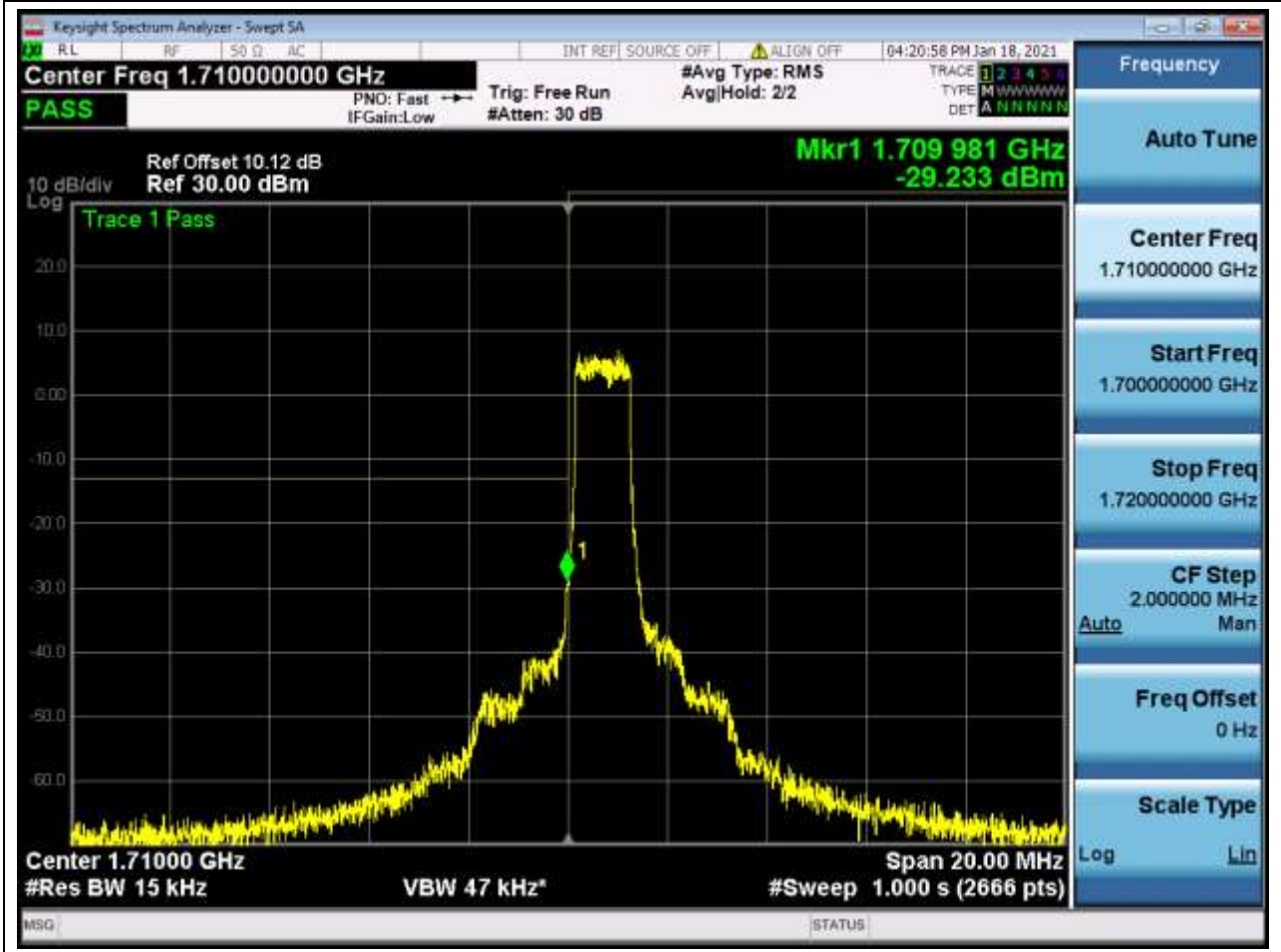
11.1. LTE Band Edge(NTNV)(Subtest:1, Channel:19957, Bandwidth:1.4, Modulation:QPSK, RB Number: 1, RB Position:LOW)

Center Frequency (MHz)	Span (MHz)	RBW (MHz)	Detector	Frequency (MHz)	Power (dBm)	Verdict	Sweep Point
1710	20	0.015	RMS	1709.974	-20.48	Pass	2666



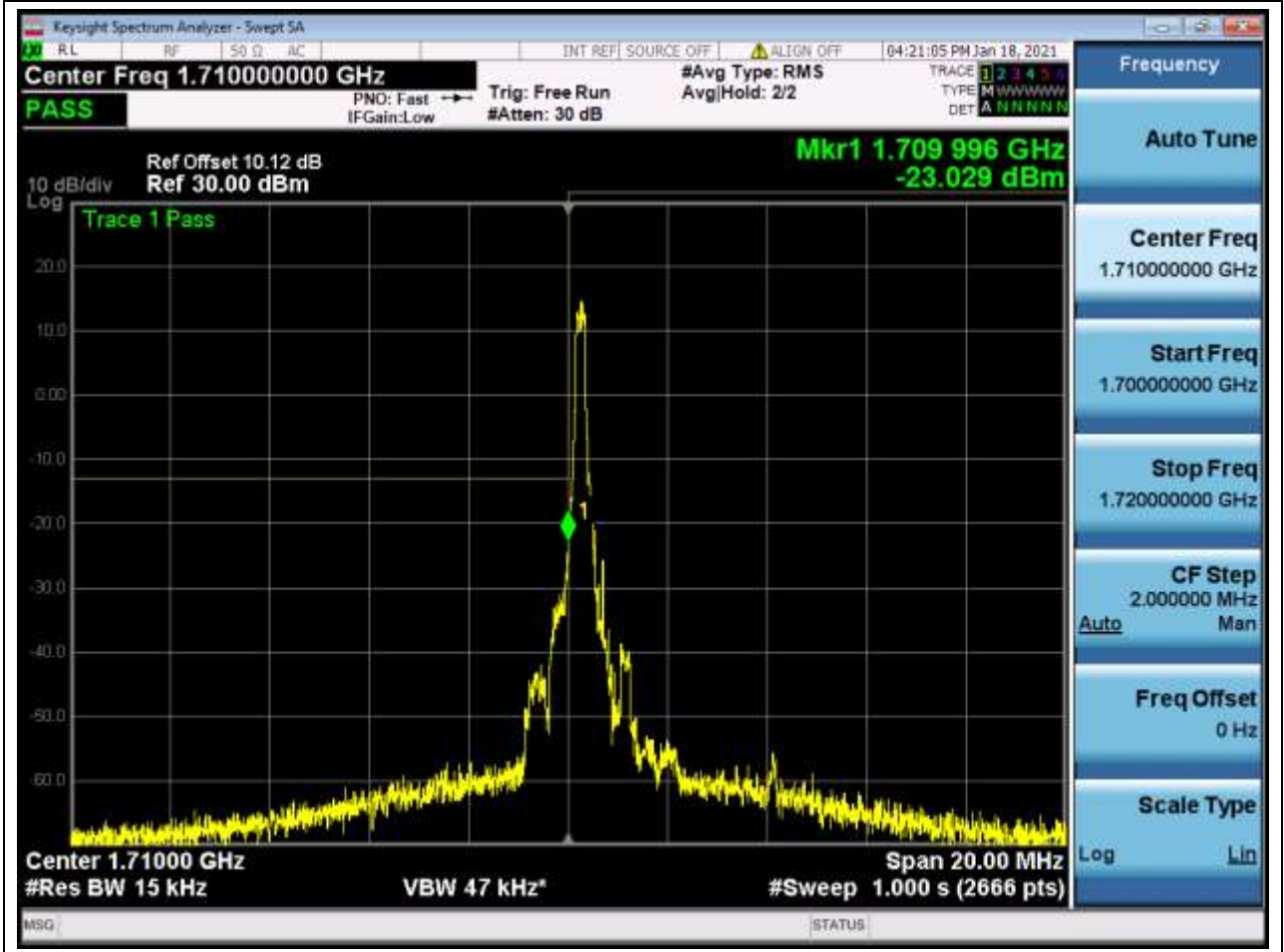
## 11.2. LTE Band Edge(NTNV)(Subtest:2, Channel:19957, Bandwidth:1.4, Modulation:QPSK, RB Number: 6, RB Position:LOW)

Center Frequency (MHz)	Span (MHz)	RBW (MHz)	Detector	Frequency (MHz)	Power (dBm)	Verdict	Sweep Point
1710	20	0.015	RMS	1709.981	-29.23	Pass	2666



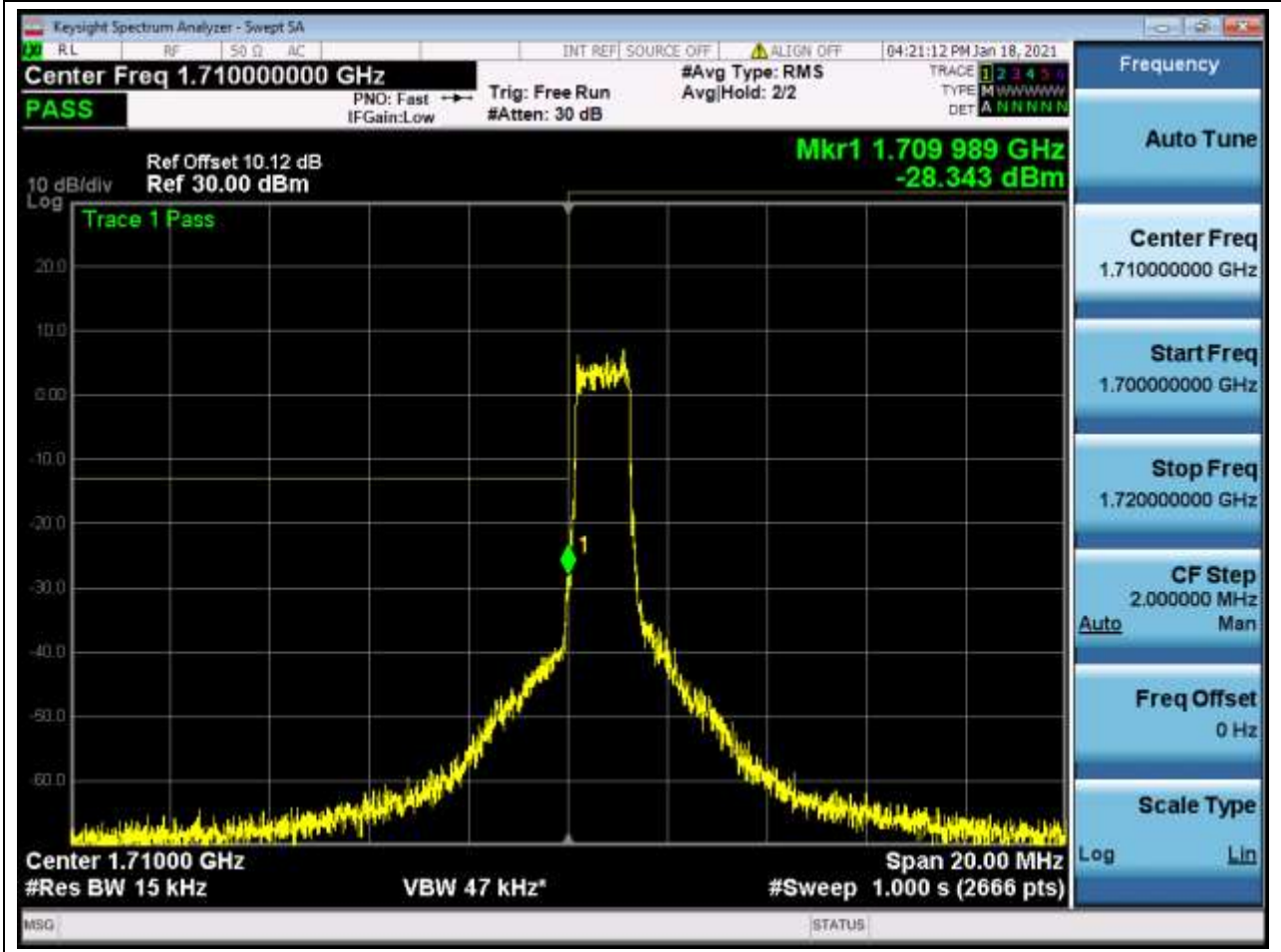
## 11.3. LTE Band Edge(NTNV)(Subtest:3, Channel:19957, Bandwidth:1.4, Modulation:Q16, RB Number: 1, RB Position:LOW)

Center Frequency (MHz)	Span (MHz)	RBW (MHz)	Detector	Frequency (MHz)	Power (dBm)	Verdict	Sweep Point
1710	20	0.015	RMS	1709.996	-23.03	Pass	2666



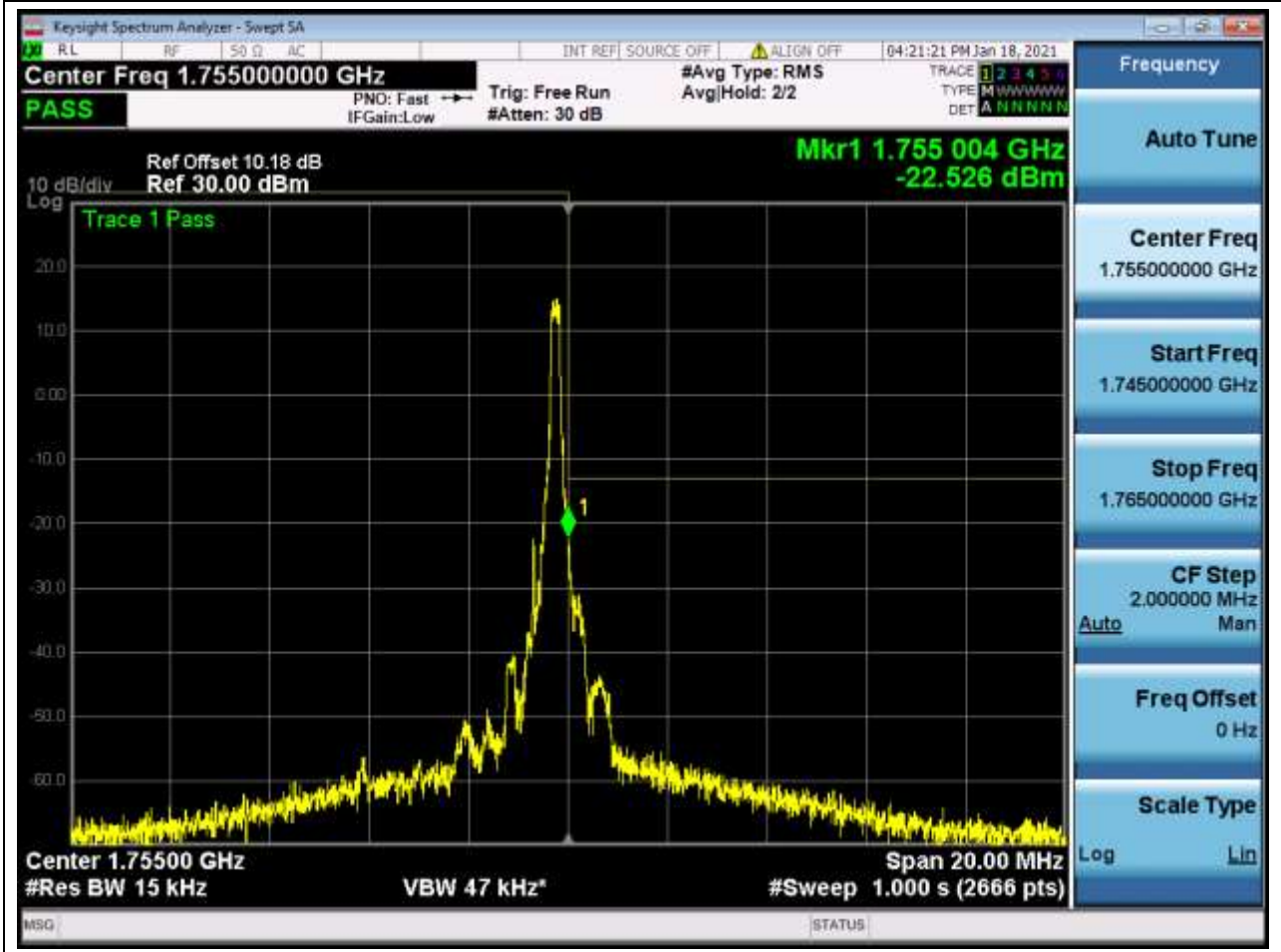
## 11.4. LTE Band Edge(NTNV)(Subtest:4, Channel:19957, Bandwidth:1.4, Modulation:Q16, RB Number: 6, RB Position:LOW)

Center Frequency (MHz)	Span (MHz)	RBW (MHz)	Detector	Frequency (MHz)	Power (dBm)	Verdict	Sweep Point
1710	20	0.015	RMS	1709.989	-28.34	Pass	2666



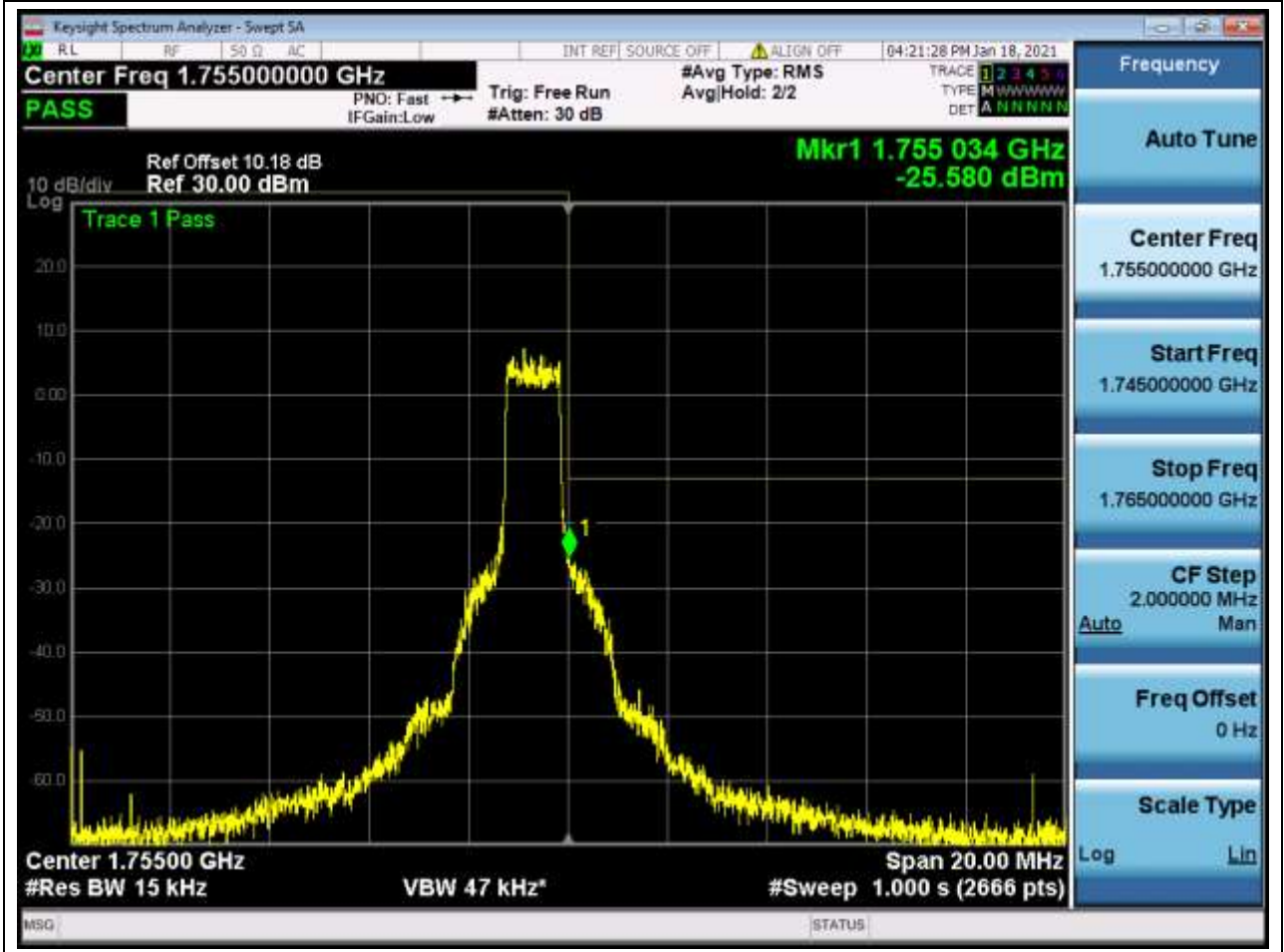
## 11.5. LTE Band Edge(NTNV)(Subtest:5, Channel:20393, Bandwidth:1.4, Modulation:QPSK, RB Number: 1, RB Position:HIGH)

Center Frequency (MHz)	Span (MHz)	RBW (MHz)	Detector	Frequency (MHz)	Power (dBm)	Verdict	Sweep Point
1755	20	0.015	RMS	1755.004	-22.53	Pass	2666



## 11.6. LTE Band Edge(NTNV)(Subtest:6, Channel:20393, Bandwidth:1.4, Modulation:QPSK, RB Number: 6, RB Position:HIGH)

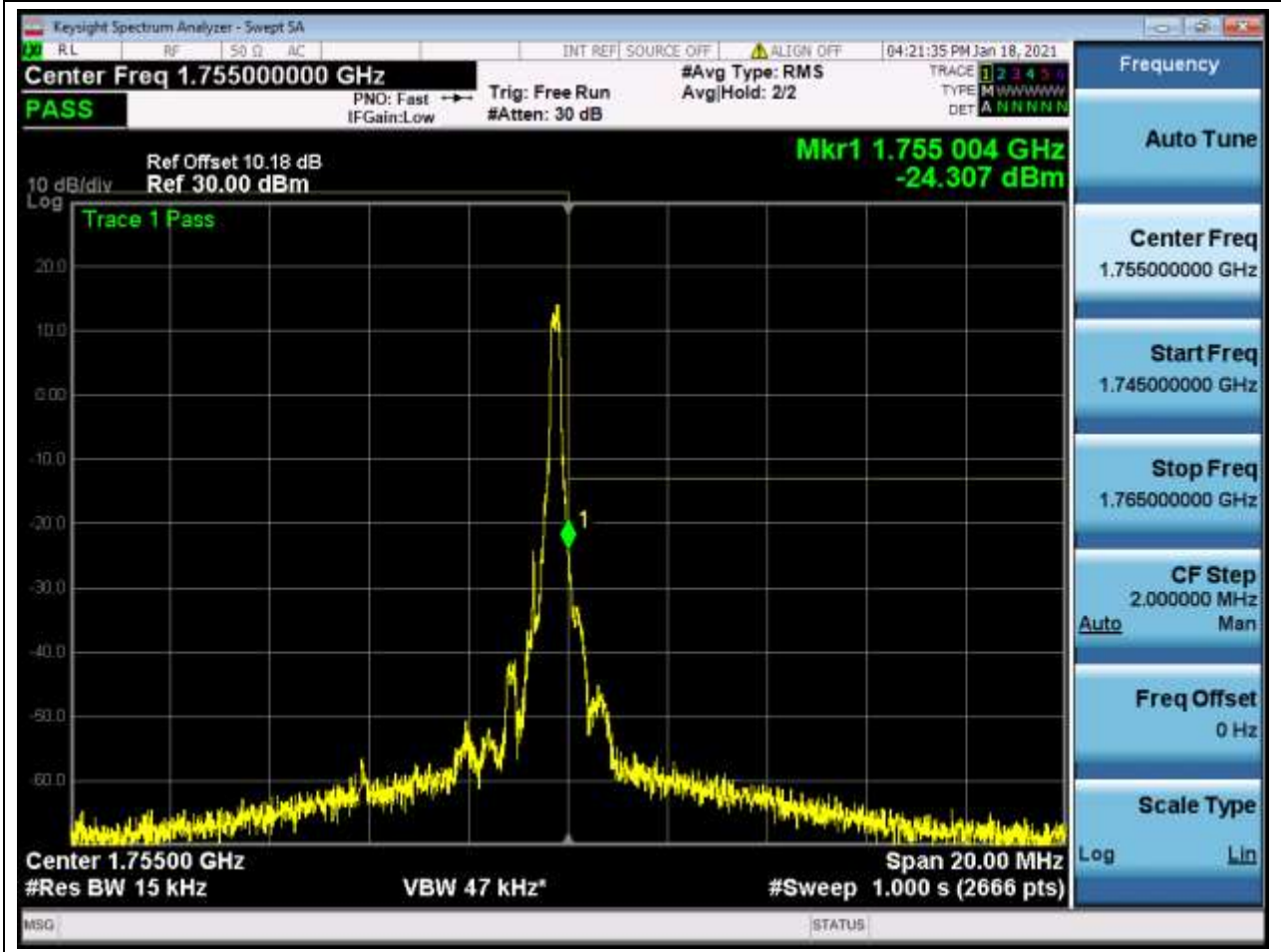
Center Frequency (MHz)	Span (MHz)	RBW (MHz)	Detector	Frequency (MHz)	Power (dBm)	Verdict	Sweep Point
1755	20	0.015	RMS	1755.034	-25.58	Pass	2666





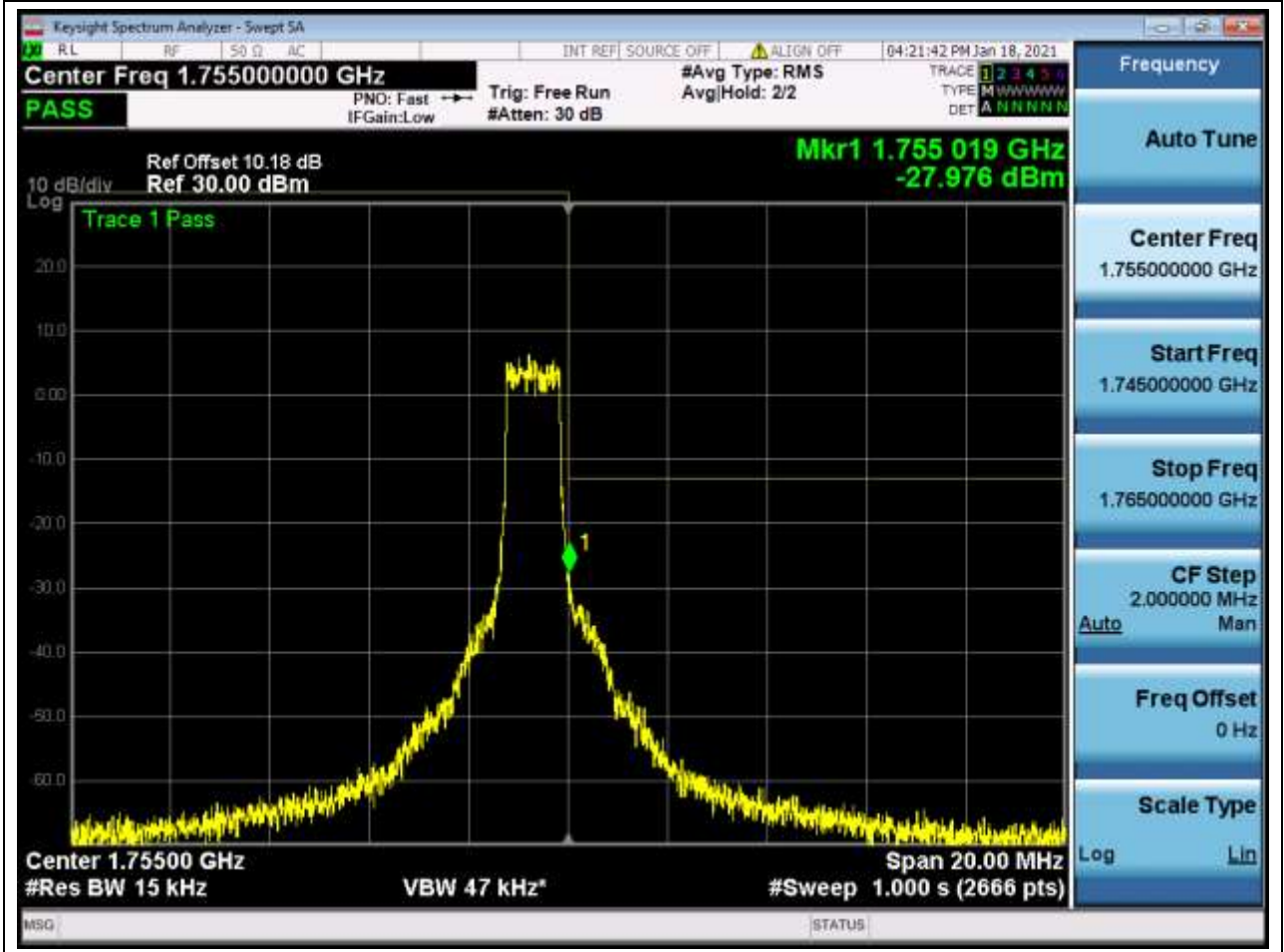
## 11.7. LTE Band Edge(NTNV)(Subtest:7, Channel:20393, Bandwidth:1.4, Modulation:Q16, RB Number: 1, RB Position:HIGH)

Center Frequency (MHz)	Span (MHz)	RBW (MHz)	Detector	Frequency (MHz)	Power (dBm)	Verdict	Sweep Point
1755	20	0.015	RMS	1755.004	-24.31	Pass	2666



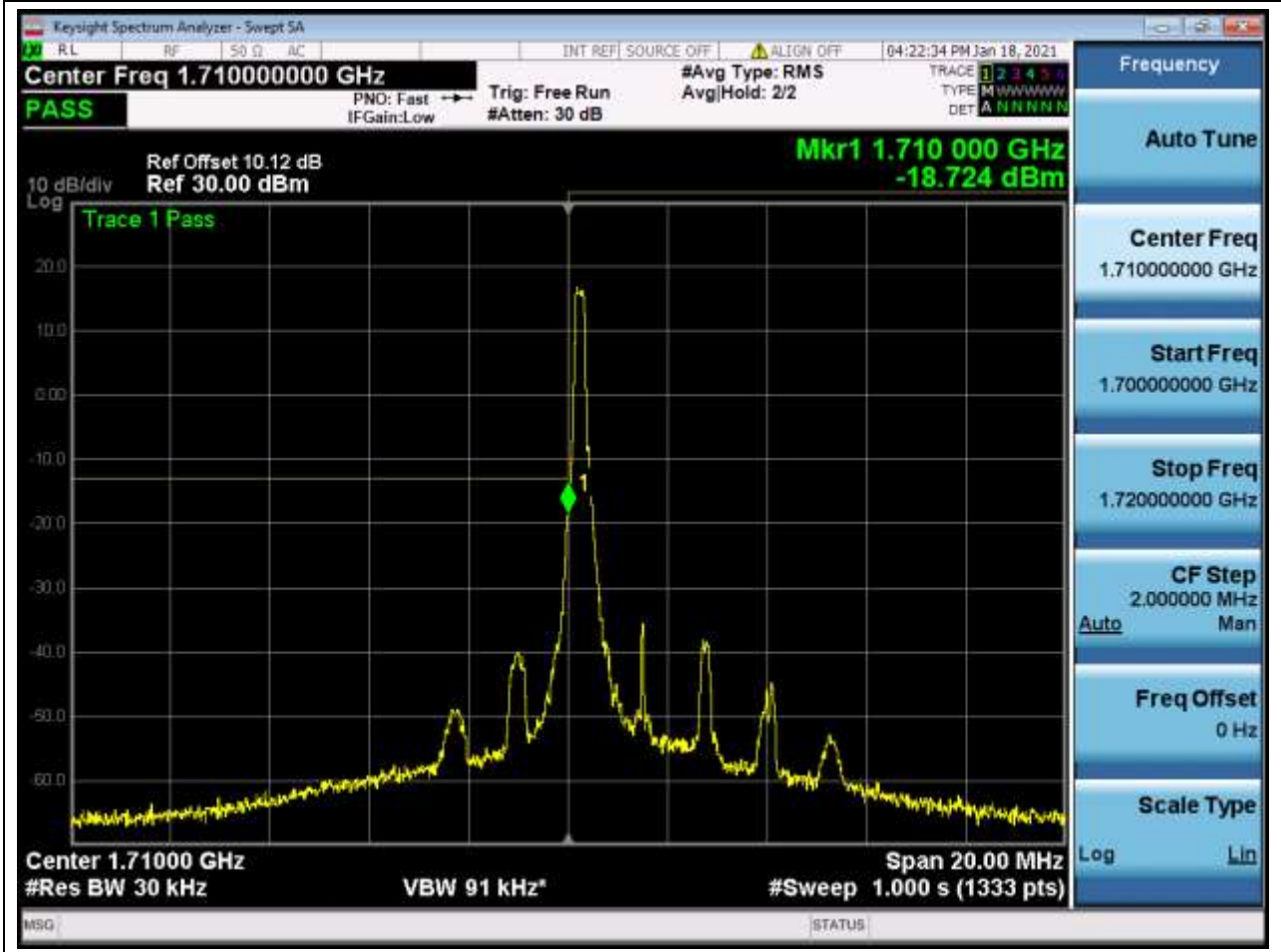
## 11.8. LTE Band Edge(NTNV)(Subtest:8, Channel:20393, Bandwidth:1.4, Modulation:Q16, RB Number: 6, RB Position:HIGH)

Center Frequency (MHz)	Span (MHz)	RBW (MHz)	Detector	Frequency (MHz)	Power (dBm)	Verdict	Sweep Point
1755	20	0.015	RMS	1755.019	-27.98	Pass	2666



## 11.9. LTE Band Edge(NTNV)(Subtest:9, Channel:19965, Bandwidth:3, Modulation:QPSK, RB Number: 1, RB Position:LOW)

Center Frequency (MHz)	Span (MHz)	RBW (MHz)	Detector	Frequency (MHz)	Power (dBm)	Verdict	Sweep Point
1710	20	0.03	RMS	1710	-18.72	Pass	1333



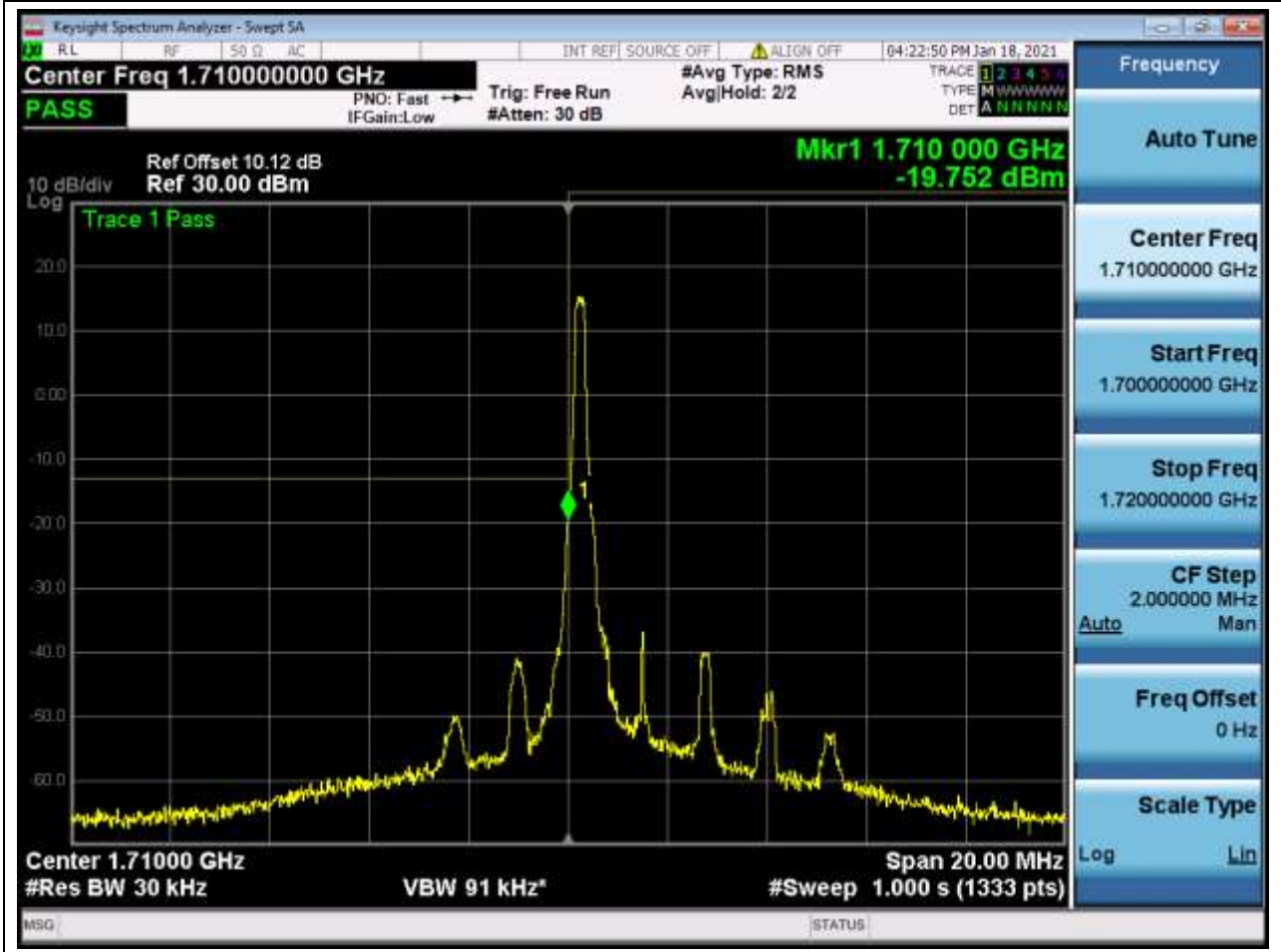
**11.10. LTE Band Edge(NTNV)(Subtest:10, Channel:19965, Bandwidth:3, Modulation:QPSK, RB Number: 15, RB Position:LOW)**

Center Frequency (MHz)	Span (MHz)	RBW (MHz)	Detector	Frequency (MHz)	Power (dBm)	Verdict	Sweep Point
1710	20	0.03	RMS	1710	-27.35	Pass	1333



**11.11. LTE Band Edge(NTNV)(Subtest:11, Channel:19965, Bandwidth:3, Modulation:Q16, RB Number: 1, RB Position:LOW)**

Center Frequency (MHz)	Span (MHz)	RBW (MHz)	Detector	Frequency (MHz)	Power (dBm)	Verdict	Sweep Point
1710	20	0.03	RMS	1710	-19.75	Pass	1333



**11.12. LTE Band Edge(NTNV)(Subtest:12, Channel:19965, Bandwidth:3, Modulation:Q16, RB Number: 15, RB Position:LOW)**

Center Frequency (MHz)	Span (MHz)	RBW (MHz)	Detector	Frequency (MHz)	Power (dBm)	Verdict	Sweep Point
1710	20	0.03	RMS	1710	-27.95	Pass	1333



**11.13. LTE Band Edge(NTNV)(Subtest:13, Channel:20385, Bandwidth:3, Modulation:QPSK, RB Number: 1, RB Position:HIGH)**

Center Frequency (MHz)	Span (MHz)	RBW (MHz)	Detector	Frequency (MHz)	Power (dBm)	Verdict	Sweep Point
1755	20	0.03	RMS	1755	-19.32	Pass	1333



**11.14. LTE Band Edge(NTNV)(Subtest:14, Channel:20385, Bandwidth:3, Modulation:QPSK, RB Number: 15, RB Position:HIGH)**

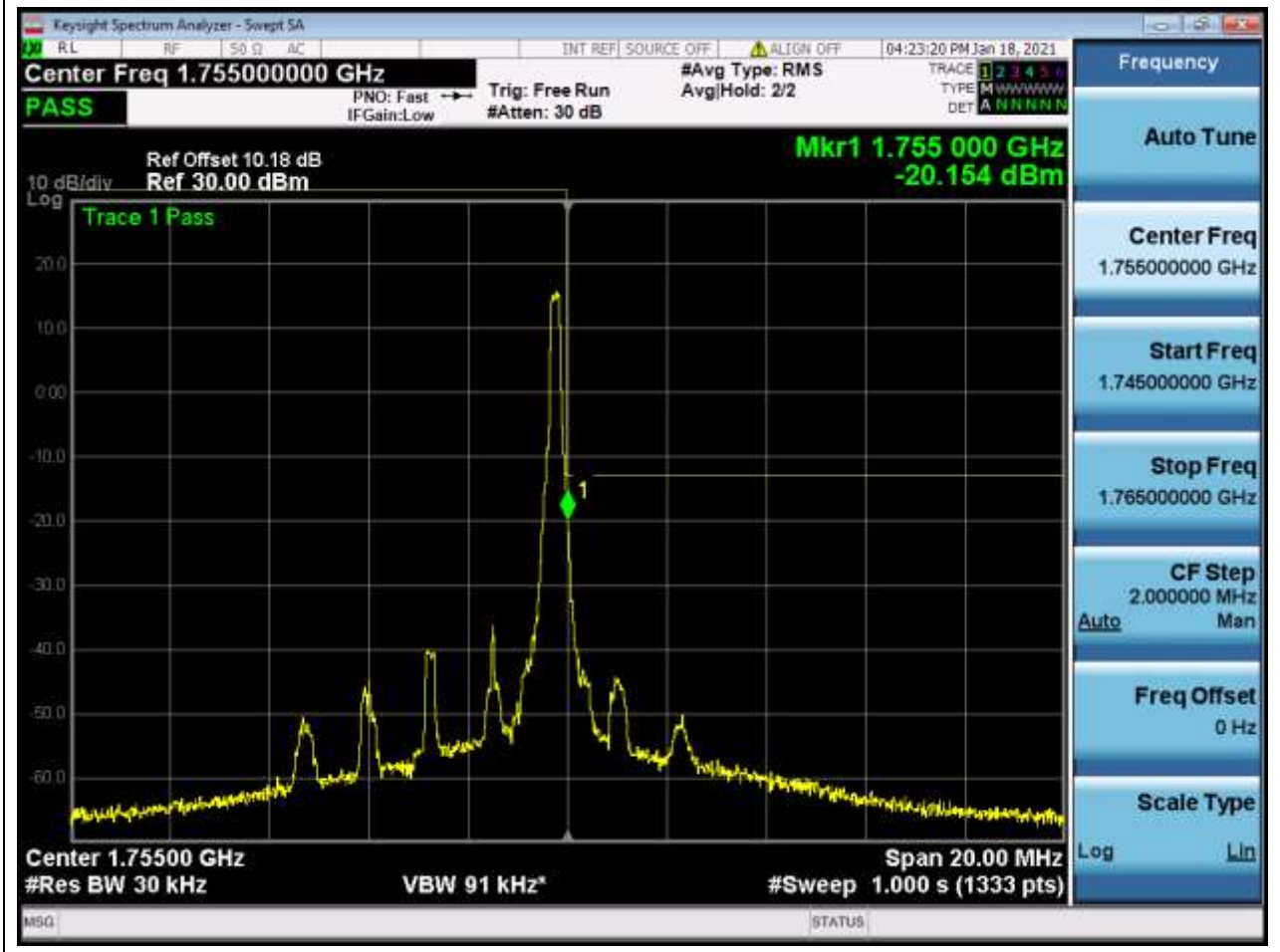
Center Frequency (MHz)	Span (MHz)	RBW (MHz)	Detector	Frequency (MHz)	Power (dBm)	Verdict	Sweep Point
1755	20	0.03	RMS	1755.015	-27.44	Pass	1333





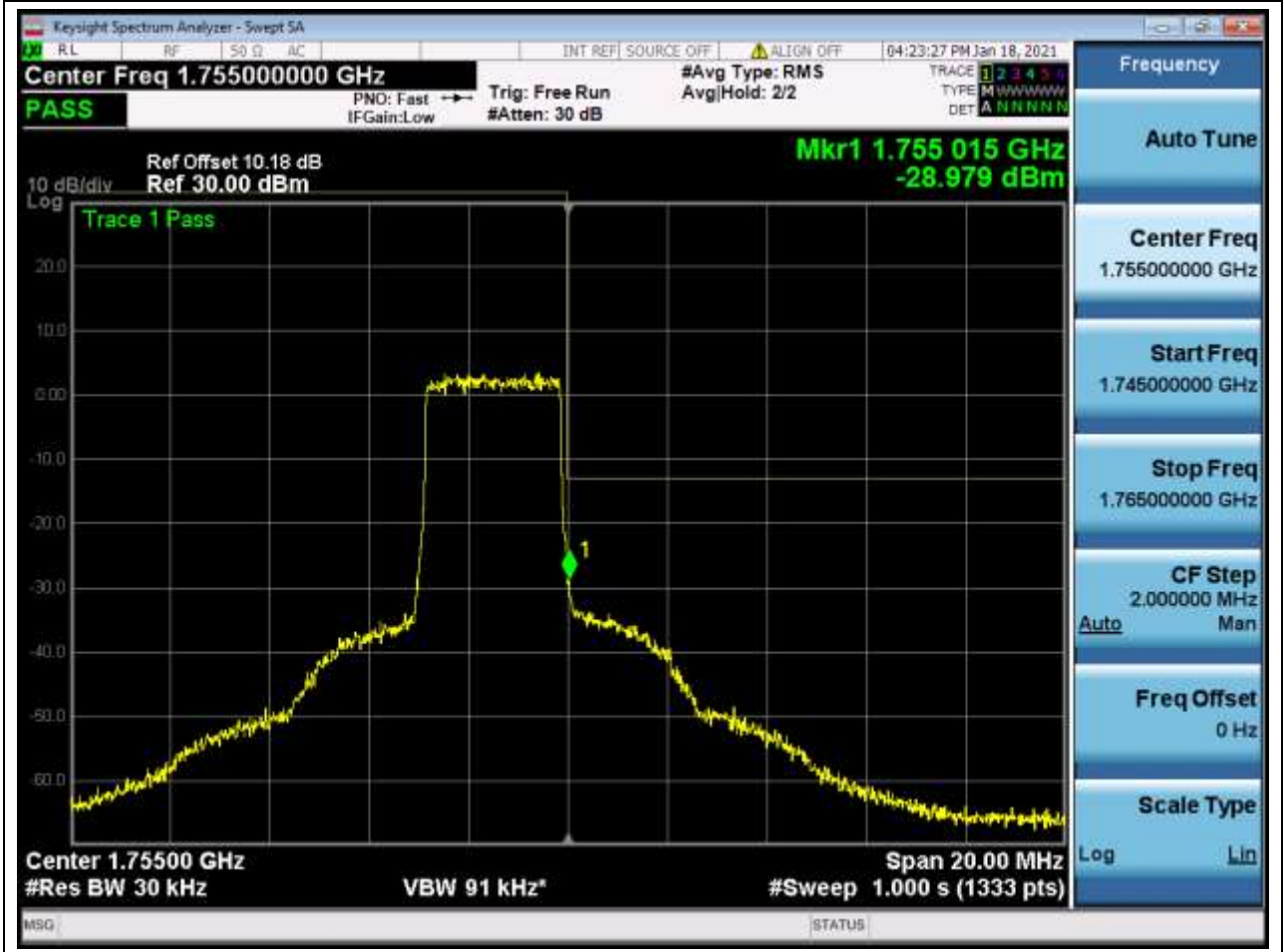
**11.15 LTE Band Edge(NTNV)(Subtest:15, Channel:20385, Bandwidth:3, Modulation:Q16, RB Number: 1, RB Position:HIGH)**

Center Frequency (MHz)	Span (MHz)	RBW (MHz)	Detector	Frequency (MHz)	Power (dBm)	Verdict	Sweep Point
1755	20	0.03	RMS	1755	-20.15	Pass	1333



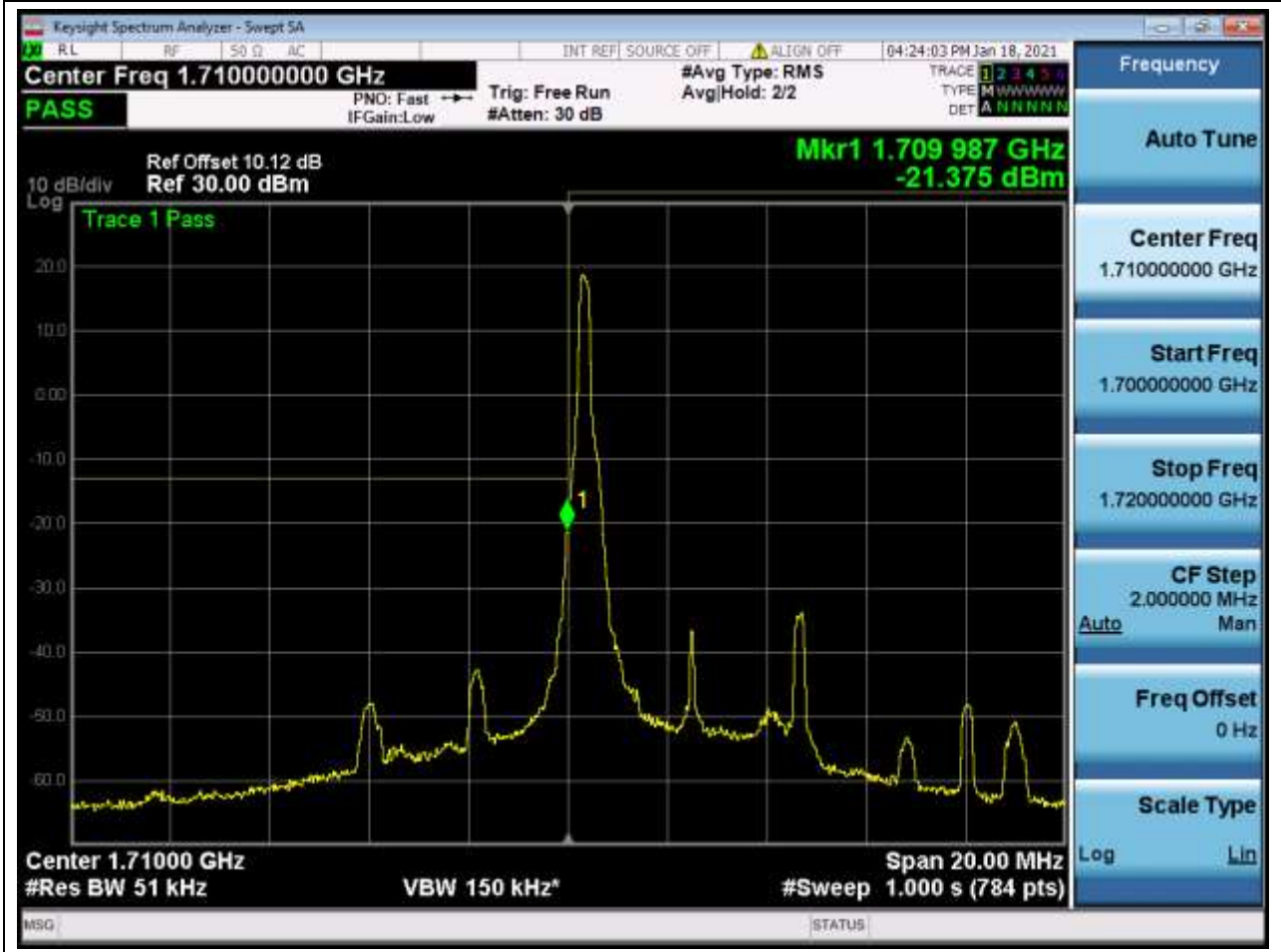
**11.16. LTE Band Edge(NTNV)(Subtest:16, Channel:20385, Bandwidth:3, Modulation:Q16, RB Number: 15, RB Position:HIGH)**

Center Frequency (MHz)	Span (MHz)	RBW (MHz)	Detector	Frequency (MHz)	Power (dBm)	Verdict	Sweep Point
1755	20	0.03	RMS	1755.015	-28.98	Pass	1333



**11.17. LTE Band Edge(NTNV)(Subtest:17, Channel:19975, Bandwidth:5, Modulation:QPSK, RB Number: 1, RB Position:LOW)**

Center Frequency (MHz)	Span (MHz)	RBW (MHz)	Detector	Frequency (MHz)	Power (dBm)	Verdict	Sweep Point
1710	20	0.051	RMS	1709.987	-21.37	Pass	784



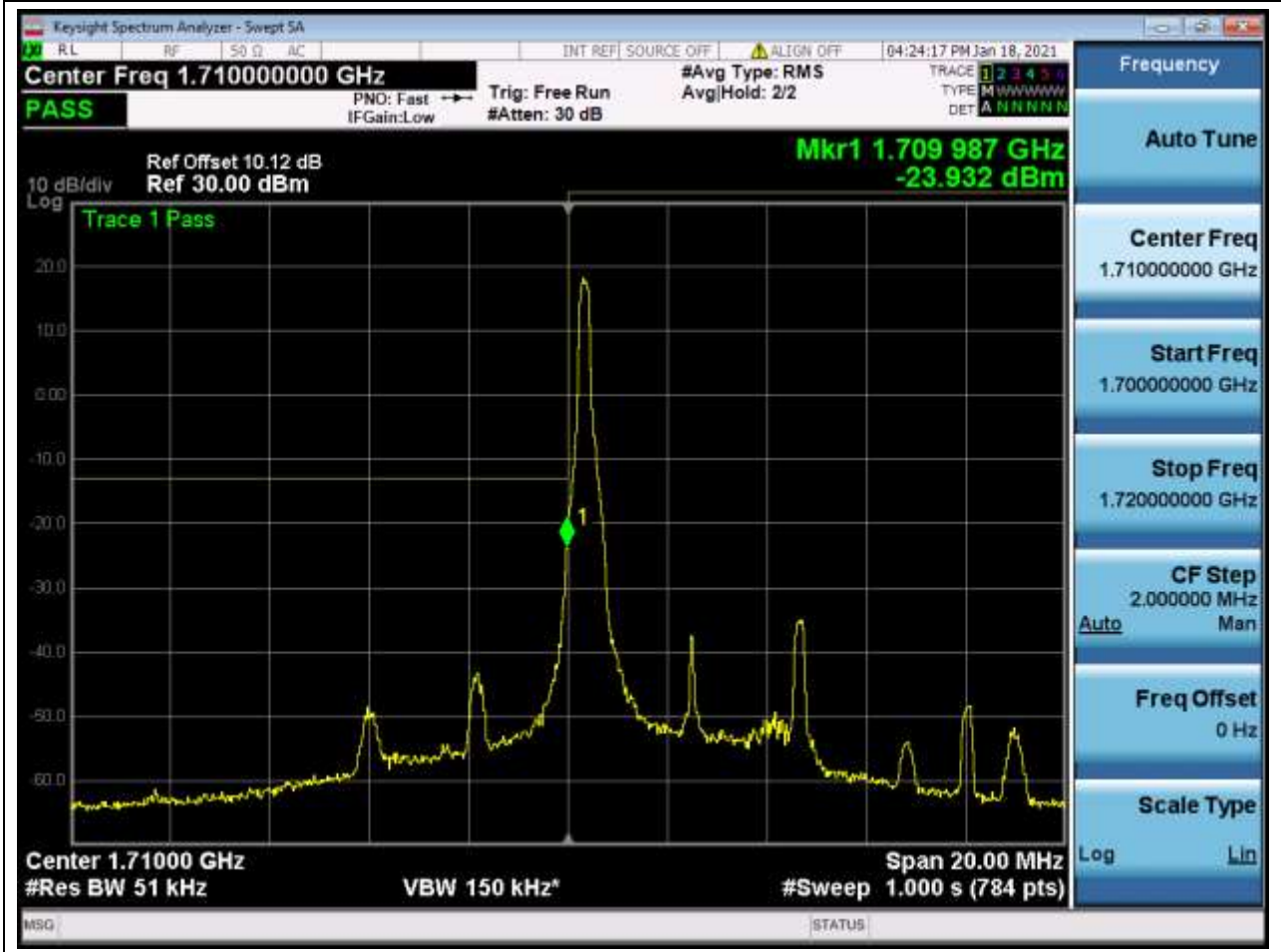
**11.18. LTE Band Edge(NTNV)(Subtest:18, Channel:19975, Bandwidth:5, Modulation:QPSK, RB Number: 25, RB Position:LOW)**

Center Frequency (MHz)	Span (MHz)	RBW (MHz)	Detector	Frequency (MHz)	Power (dBm)	Verdict	Sweep Point
1710	20	0.051	RMS	1709.987	-29.58	Pass	784



**11.19. LTE Band Edge(NTNV)(Subtest:19, Channel:19975, Bandwidth:5, Modulation:Q16, RB Number: 1, RB Position:LOW)**

Center Frequency (MHz)	Span (MHz)	RBW (MHz)	Detector	Frequency (MHz)	Power (dBm)	Verdict	Sweep Point
1710	20	0.051	RMS	1709.987	-23.93	Pass	784



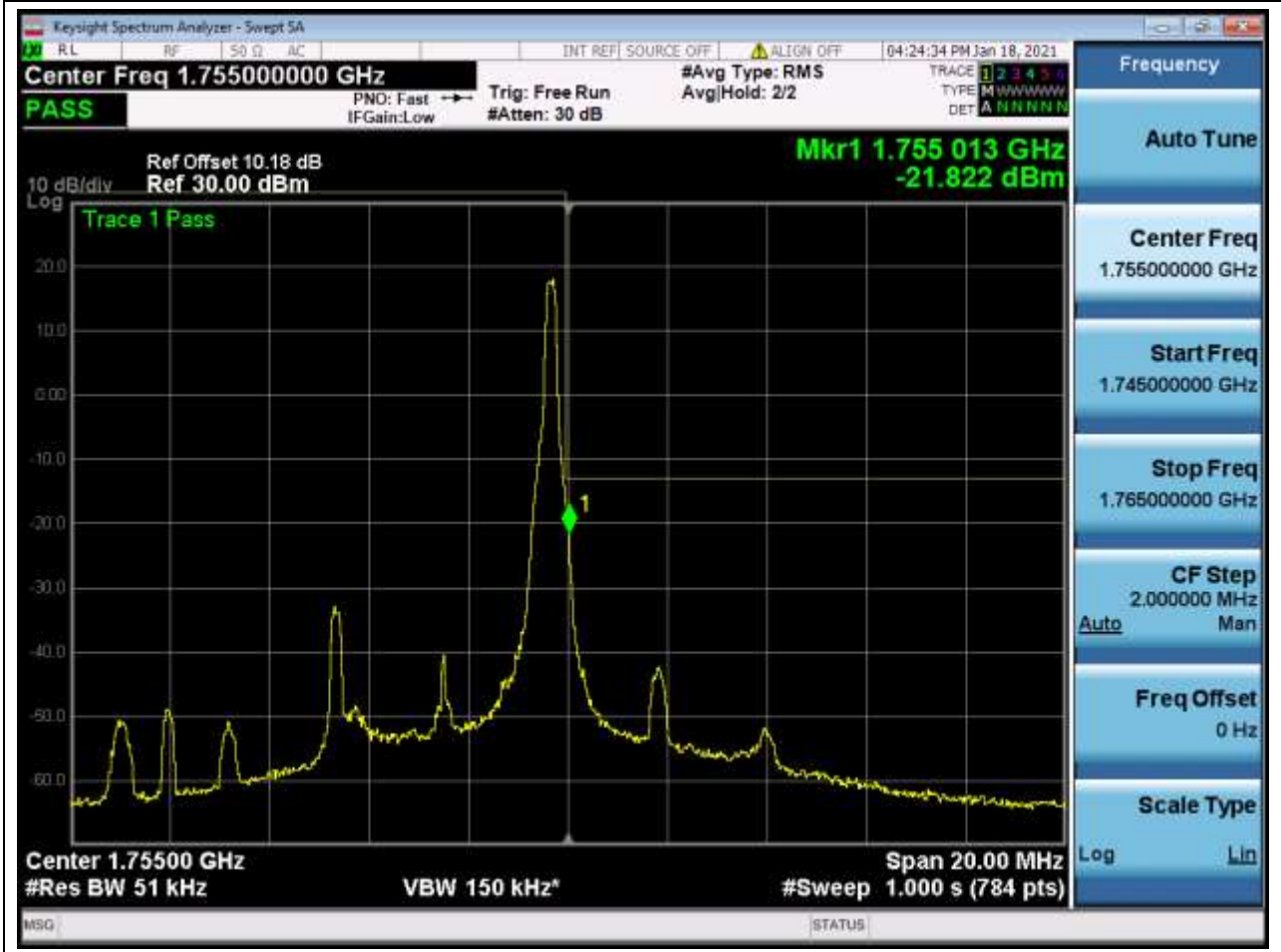
**11.20. LTE Band Edge(NTNV)(Subtest:20, Channel:19975, Bandwidth:5, Modulation:Q16, RB Number: 25, RB Position:LOW)**

Center Frequency (MHz)	Span (MHz)	RBW (MHz)	Detector	Frequency (MHz)	Power (dBm)	Verdict	Sweep Point
1710	20	0.051	RMS	1709.987	-32.45	Pass	784



**11.21. LTE Band Edge(NTNV)(Subtest:21, Channel:20375, Bandwidth:5, Modulation:QPSK, RB Number: 1, RB Position:HIGH)**

Center Frequency (MHz)	Span (MHz)	RBW (MHz)	Detector	Frequency (MHz)	Power (dBm)	Verdict	Sweep Point
1755	20	0.051	RMS	1755.013	-21.82	Pass	784



**11.22. LTE Band Edge(NTNV)(Subtest:22, Channel:20375, Bandwidth:5, Modulation:QPSK, RB Number: 25, RB Position:HIGH)**

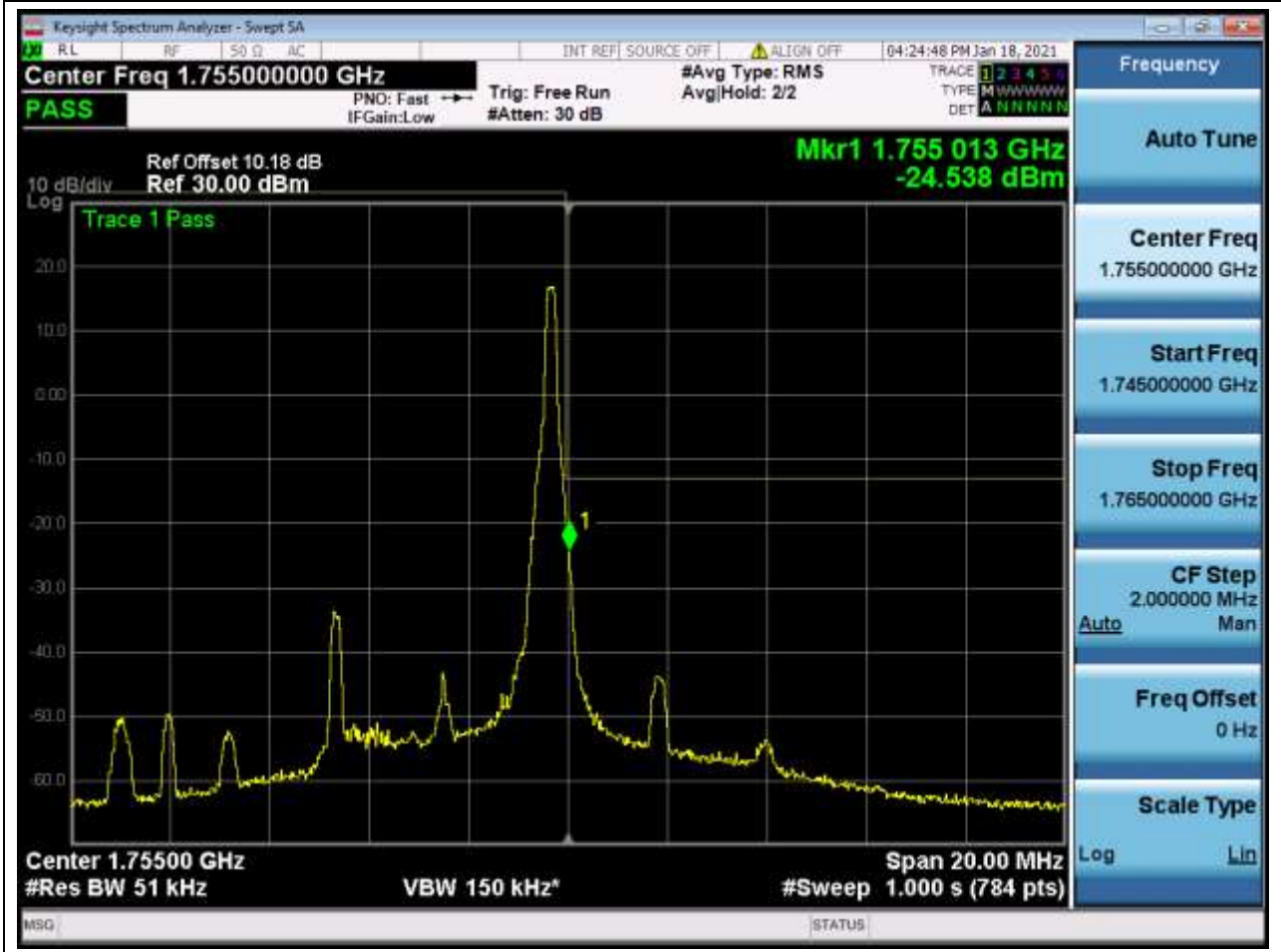
Center Frequency (MHz)	Span (MHz)	RBW (MHz)	Detector	Frequency (MHz)	Power (dBm)	Verdict	Sweep Point
1755	20	0.051	RMS	1755.013	-28.42	Pass	784





**11.23. LTE Band Edge(NTNV)(Subtest:23, Channel:20375, Bandwidth:5, Modulation:Q16, RB Number: 1, RB Position:HIGH)**

Center Frequency (MHz)	Span (MHz)	RBW (MHz)	Detector	Frequency (MHz)	Power (dBm)	Verdict	Sweep Point
1755	20	0.051	RMS	1755.013	-24.54	Pass	784



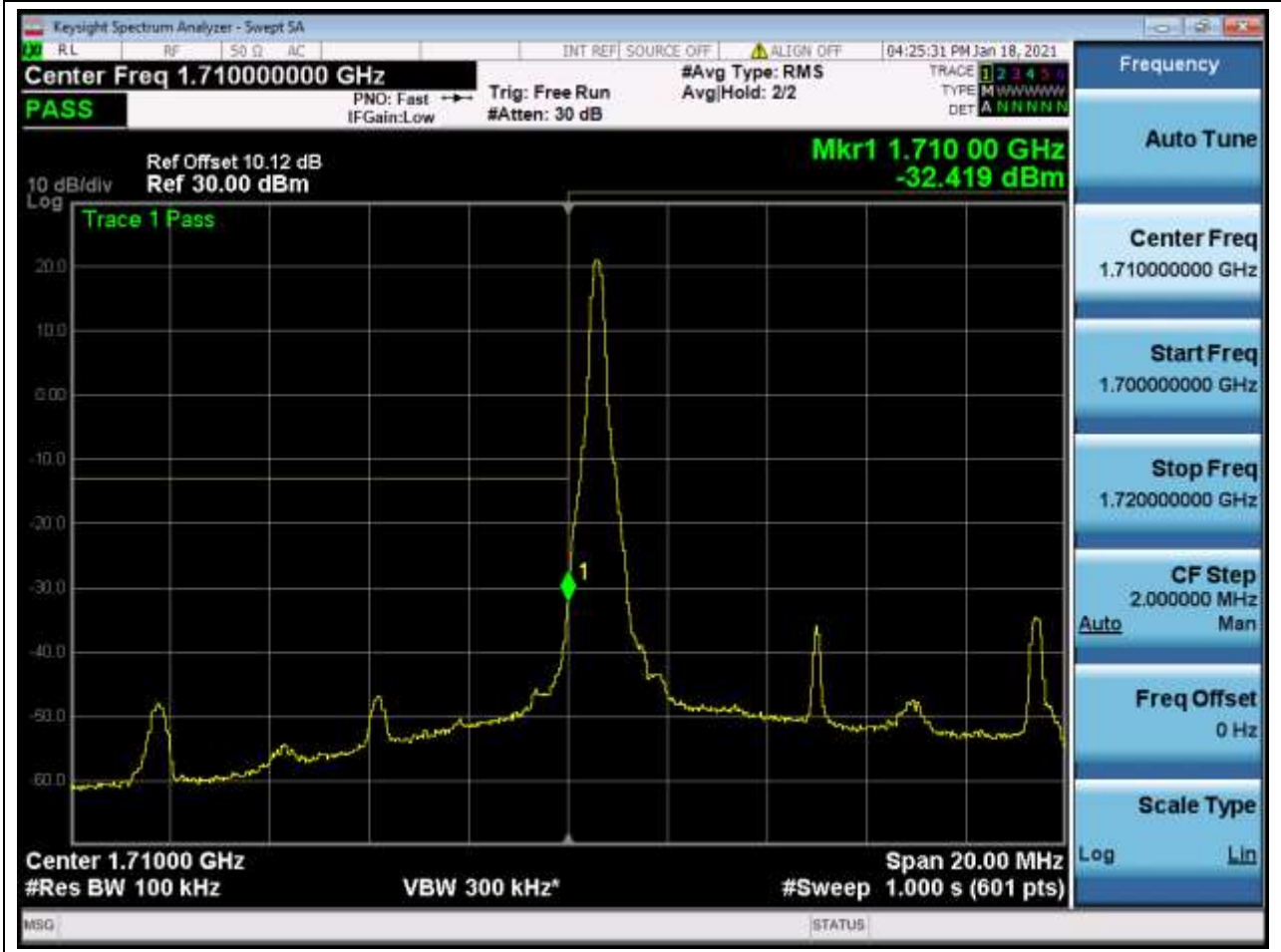
**11.24. LTE Band Edge(NTNV)(Subtest:24, Channel:20375, Bandwidth:5, Modulation:Q16, RB Number: 25, RB Position:HIGH)**

Center Frequency (MHz)	Span (MHz)	RBW (MHz)	Detector	Frequency (MHz)	Power (dBm)	Verdict	Sweep Point
1755	20	0.051	RMS	1755.013	-30.09	Pass	784



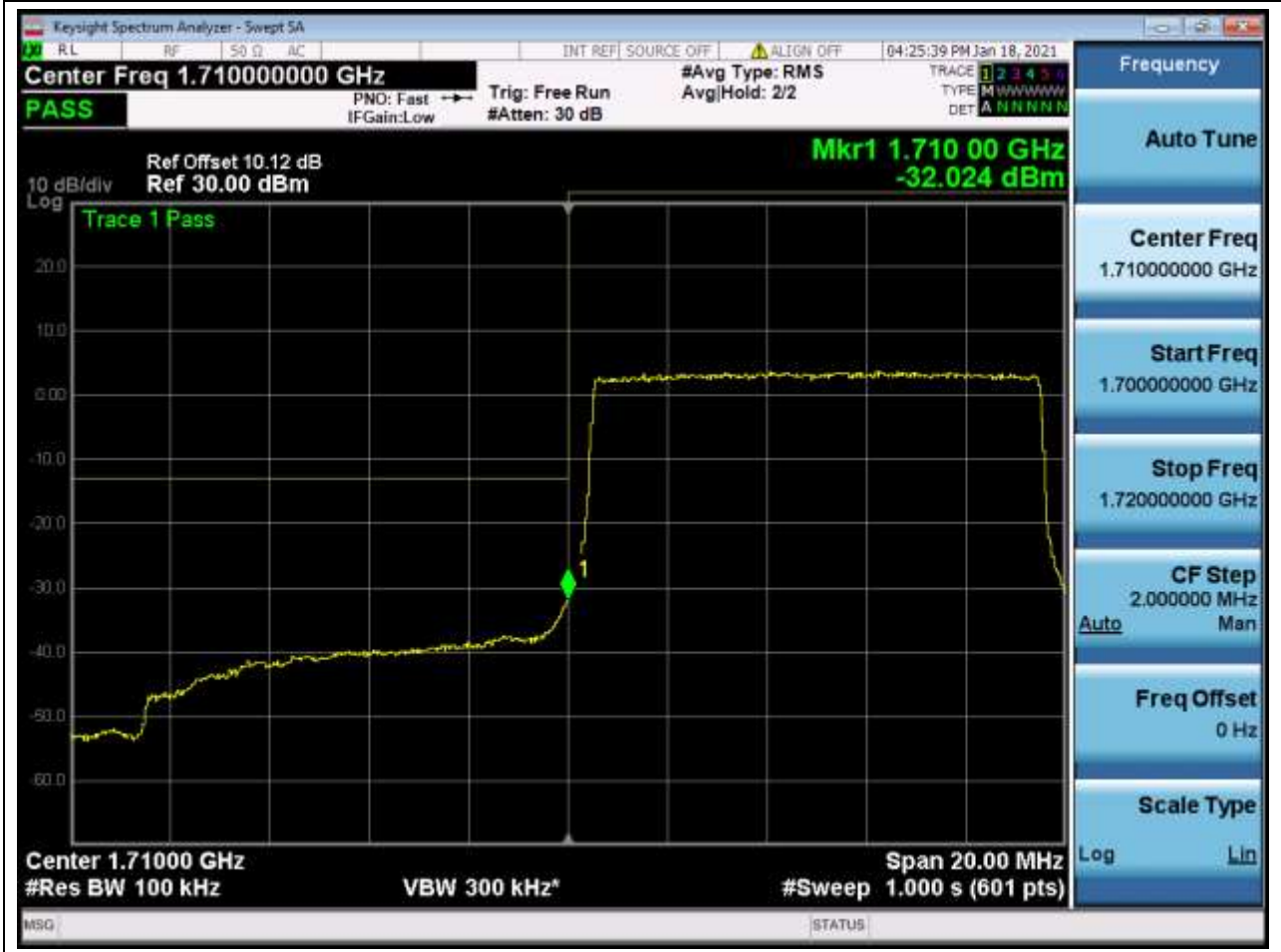
**11.25 LTE Band Edge(NTNV)(Subtest:25, Channel:20000, Bandwidth:10, Modulation:QPSK, RB Number: 1, RB Position:LOW)**

Center Frequency (MHz)	Span (MHz)	RBW (MHz)	Detector	Frequency (MHz)	Power (dBm)	Verdict	Sweep Point
1710	20	0.1	RMS	1710	-32.42	Pass	601



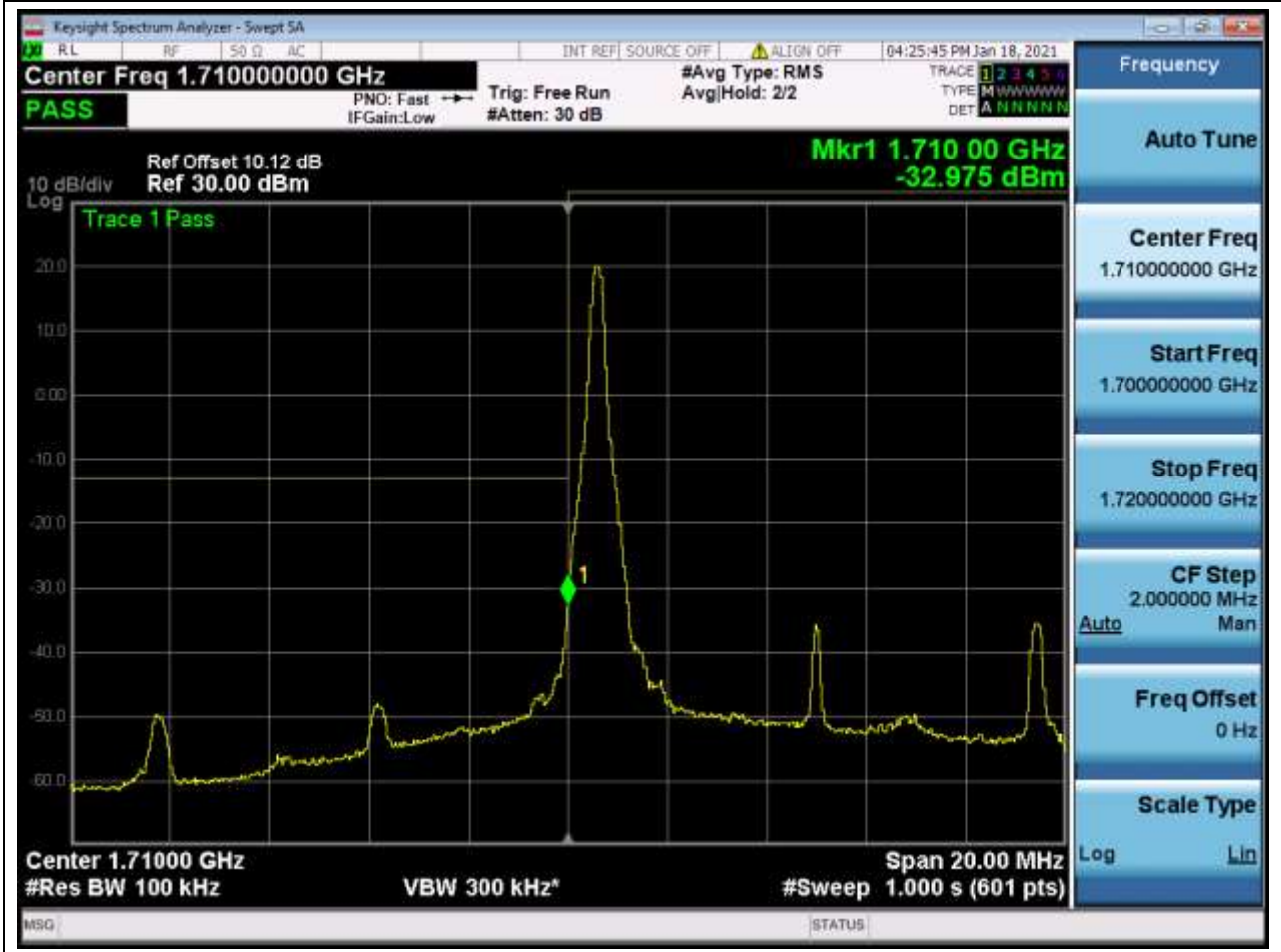
**11.26. LTE Band Edge(NTNV)(Subtest:26, Channel:20000, Bandwidth:10, Modulation:QPSK, RB Number: 50, RB Position:LOW)**

Center Frequency (MHz)	Span (MHz)	RBW (MHz)	Detector	Frequency (MHz)	Power (dBm)	Verdict	Sweep Point
1710	20	0.1	RMS	1710	-32.02	Pass	601



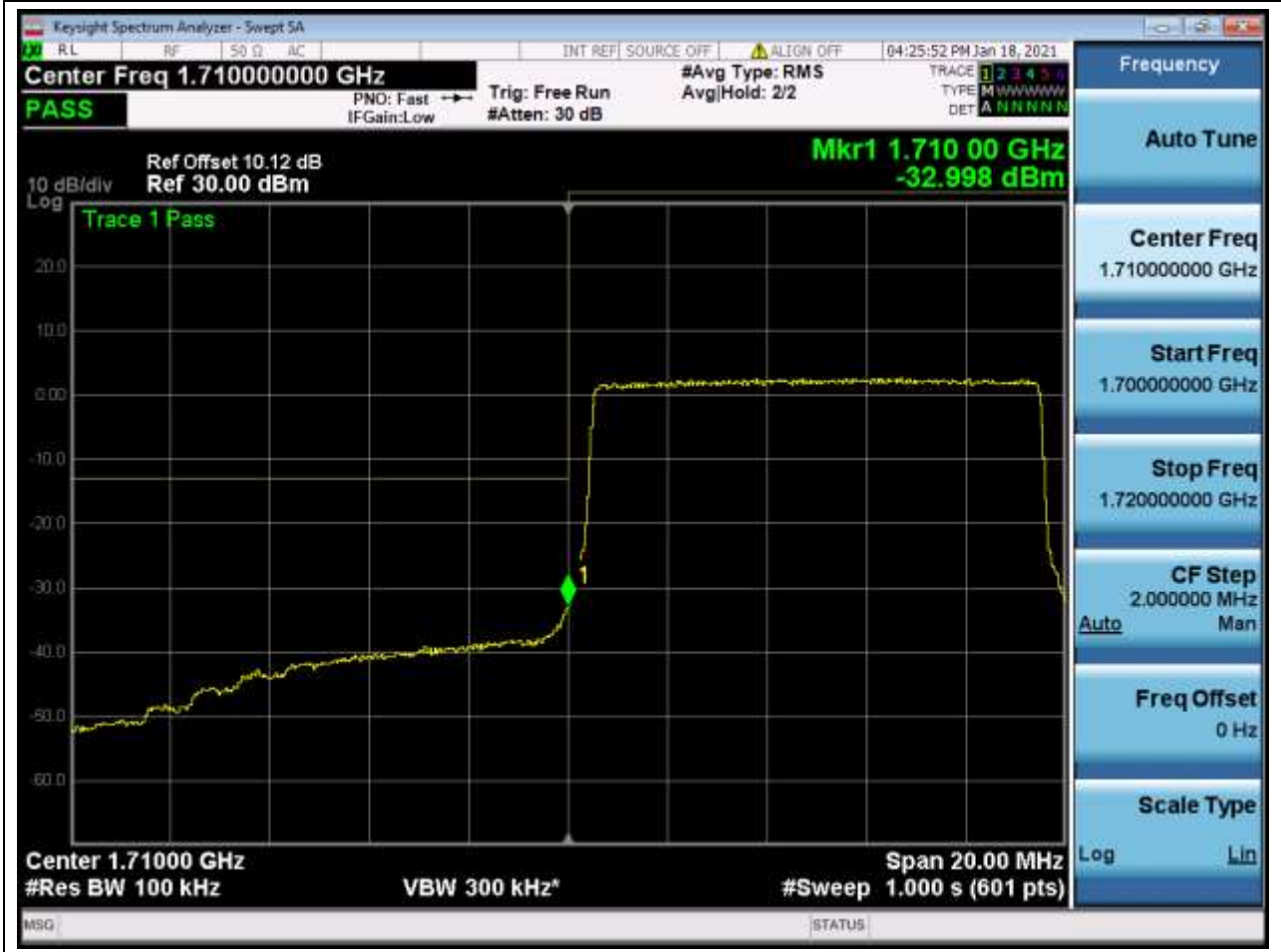
**11.27. LTE Band Edge(NTNV)(Subtest:27, Channel:20000, Bandwidth:10, Modulation:Q16, RB Number: 1, RB Position:LOW)**

Center Frequency (MHz)	Span (MHz)	RBW (MHz)	Detector	Frequency (MHz)	Power (dBm)	Verdict	Sweep Point
1710	20	0.1	RMS	1710	-32.97	Pass	601



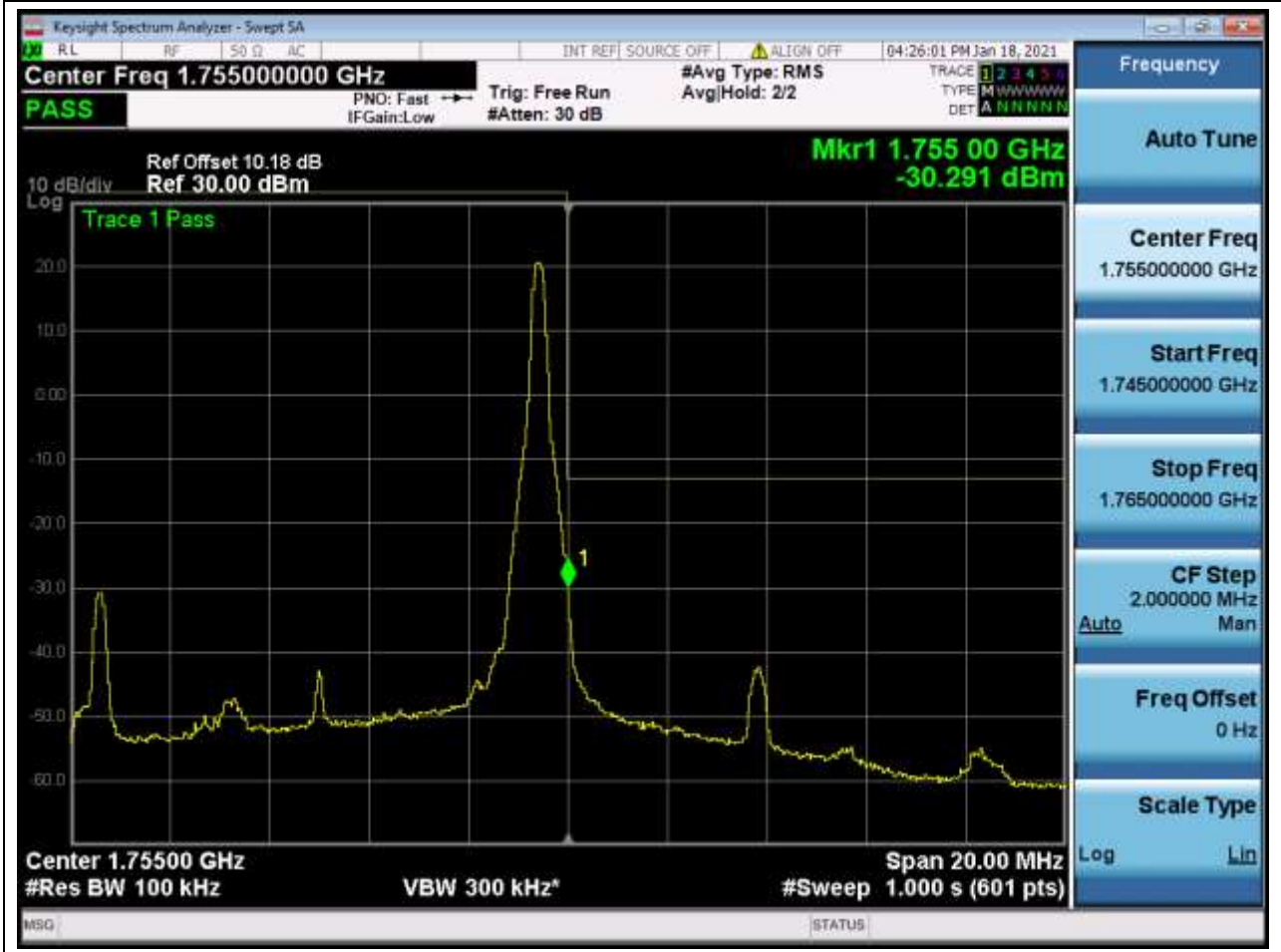
**11.28. LTE Band Edge(NTNV)(Subtest:28, Channel:20000, Bandwidth:10, Modulation:Q16, RB Number: 50, RB Position:LOW)**

Center Frequency (MHz)	Span (MHz)	RBW (MHz)	Detector	Frequency (MHz)	Power (dBm)	Verdict	Sweep Point
1710	20	0.1	RMS	1710	-33	Pass	601



**11.29. LTE Band Edge(NTNV)(Subtest:29, Channel:20350, Bandwidth:10, Modulation:QPSK, RB Number: 1, RB Position:HIGH)**

Center Frequency (MHz)	Span (MHz)	RBW (MHz)	Detector	Frequency (MHz)	Power (dBm)	Verdict	Sweep Point
1755	20	0.1	RMS	1755	-30.29	Pass	601



**11.30. LTE Band Edge(NTNV)(Subtest:30, Channel:20350, Bandwidth:10, Modulation:QPSK, RB Number: 50, RB Position:HIGH)**

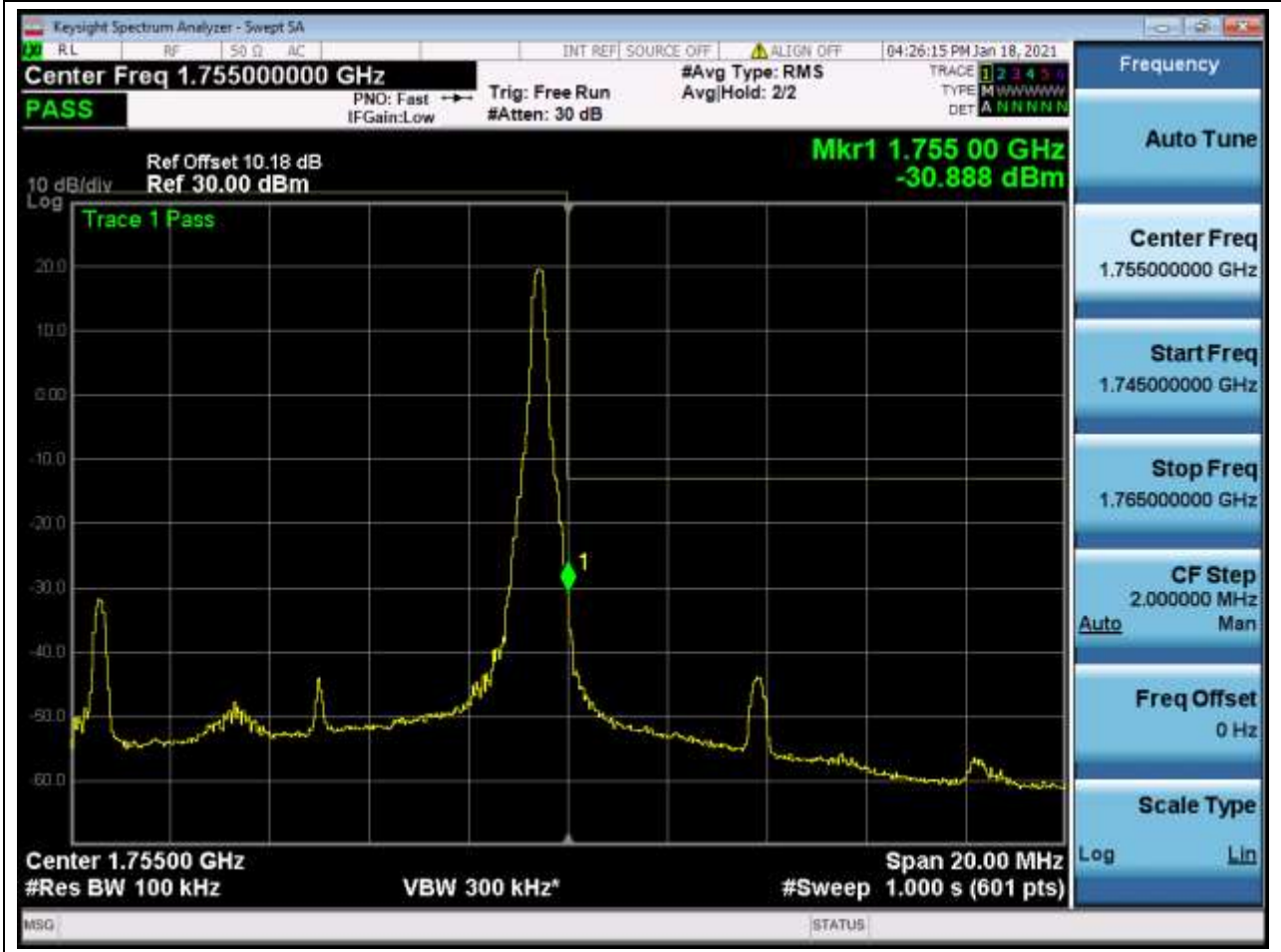
Center Frequency (MHz)	Span (MHz)	RBW (MHz)	Detector	Frequency (MHz)	Power (dBm)	Verdict	Sweep Point
1755	20	0.1	RMS	1755	-29.98	Pass	601





**11.31. LTE Band Edge(NTNV)(Subtest:31, Channel:20350, Bandwidth:10, Modulation:Q16, RB Number: 1, RB Position:HIGH)**

Center Frequency (MHz)	Span (MHz)	RBW (MHz)	Detector	Frequency (MHz)	Power (dBm)	Verdict	Sweep Point
1755	20	0.1	RMS	1755	-30.89	Pass	601



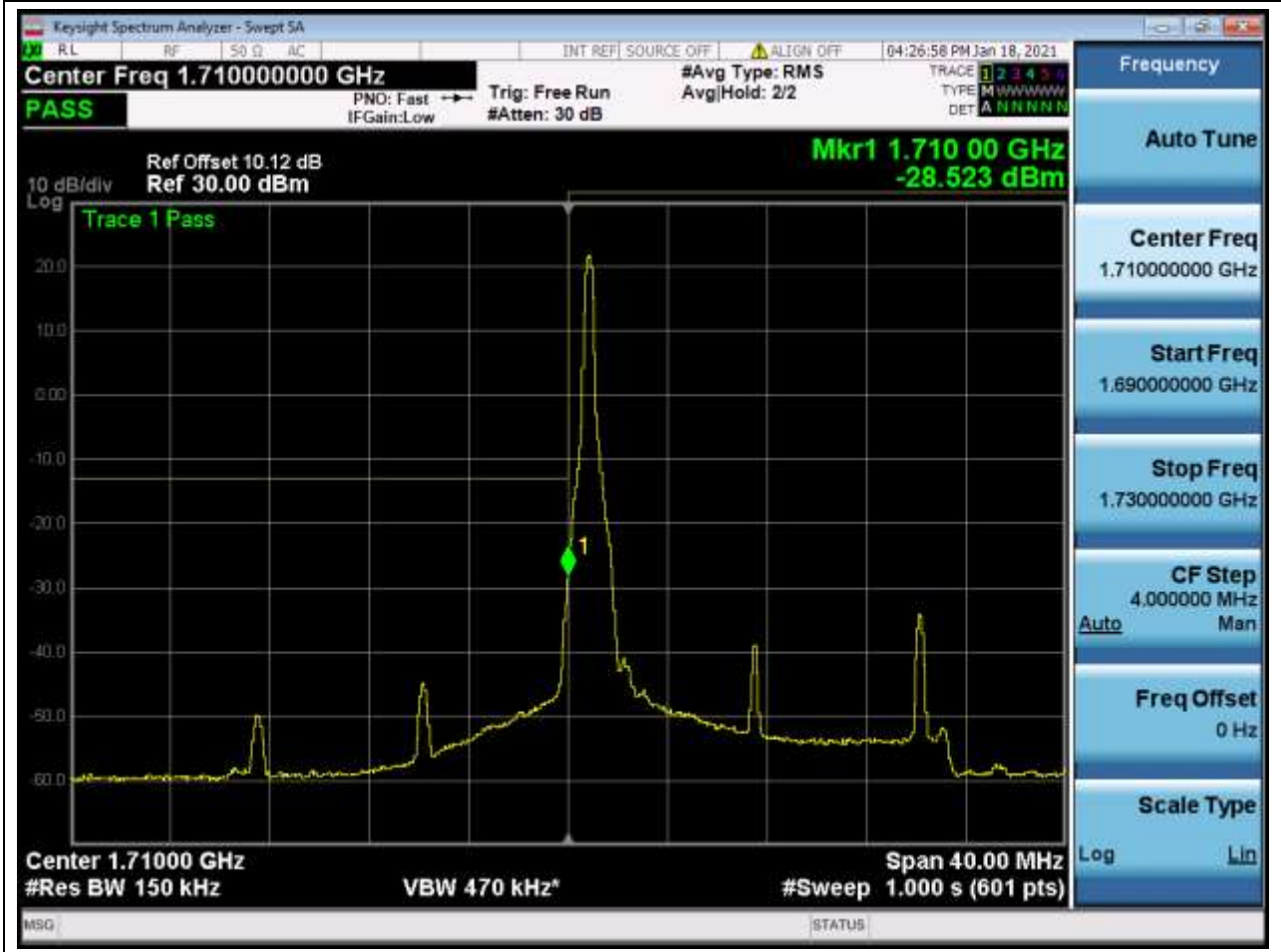
**11.32. LTE Band Edge(NTNV)(Subtest:32, Channel:20350, Bandwidth:10, Modulation:Q16, RB Number: 50, RB Position:HIGH)**

Center Frequency (MHz)	Span (MHz)	RBW (MHz)	Detector	Frequency (MHz)	Power (dBm)	Verdict	Sweep Point
1755	20	0.1	RMS	1755	-31.17	Pass	601



**11.33. LTE Band Edge(NTNV)(Subtest:33, Channel:20025, Bandwidth:15, Modulation:QPSK, RB Number: 1, RB Position:LOW)**

Center Frequency (MHz)	Span (MHz)	RBW (MHz)	Detector	Frequency (MHz)	Power (dBm)	Verdict	Sweep Point
1710	40	0.15	RMS	1710	-28.52	Pass	601



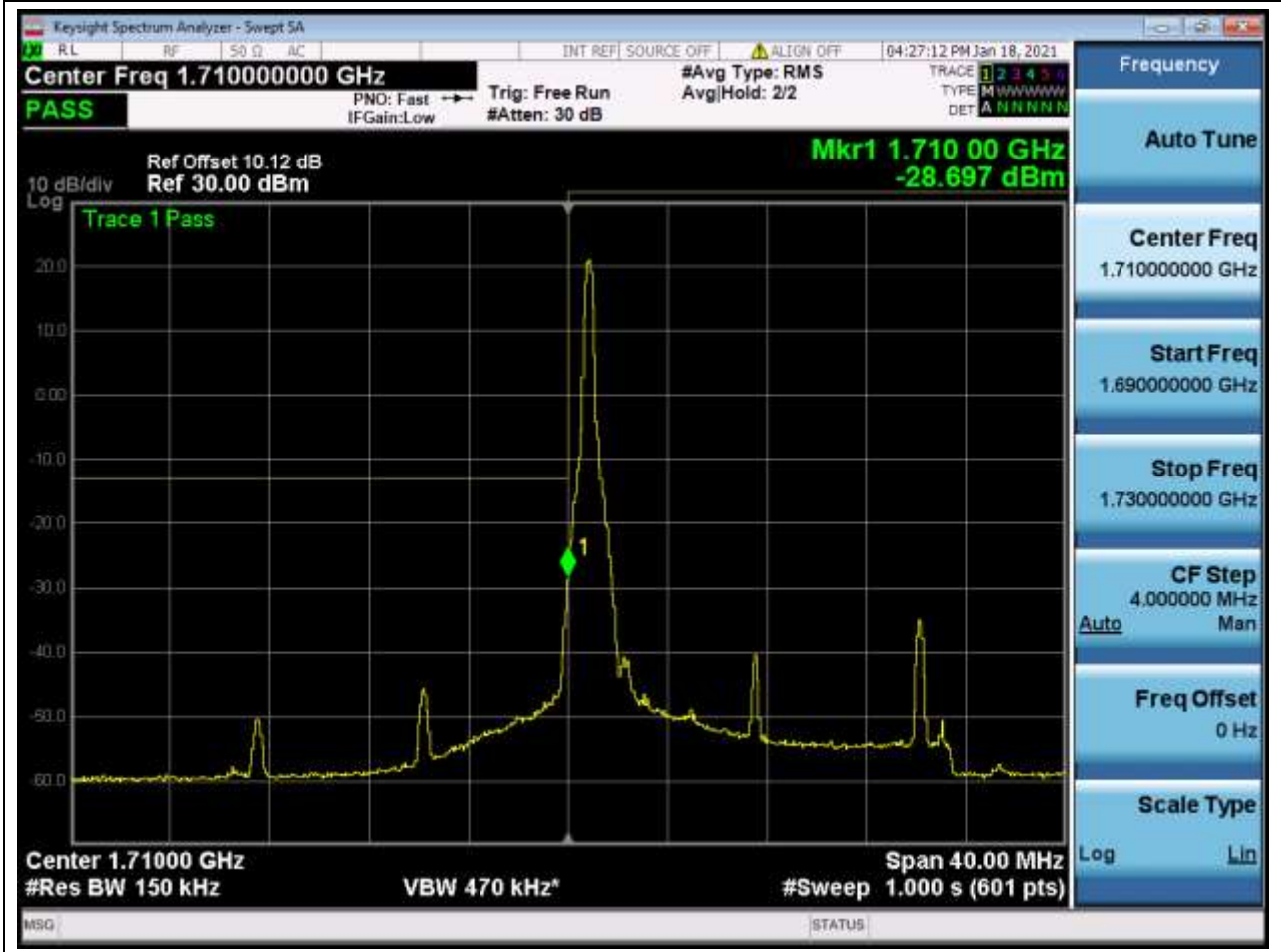
**11.34. LTE Band Edge(NTNV)(Subtest:34, Channel:20025, Bandwidth:15, Modulation:QPSK, RB Number: 75, RB Position:LOW)**

Center Frequency (MHz)	Span (MHz)	RBW (MHz)	Detector	Frequency (MHz)	Power (dBm)	Verdict	Sweep Point
1710	40	0.15	RMS	1710	-32.39	Pass	601



**11.35. LTE Band Edge(NTNV)(Subtest:35, Channel:20025, Bandwidth:15, Modulation:Q16, RB Number: 1, RB Position:LOW)**

Center Frequency (MHz)	Span (MHz)	RBW (MHz)	Detector	Frequency (MHz)	Power (dBm)	Verdict	Sweep Point
1710	40	0.15	RMS	1710	-28.7	Pass	601



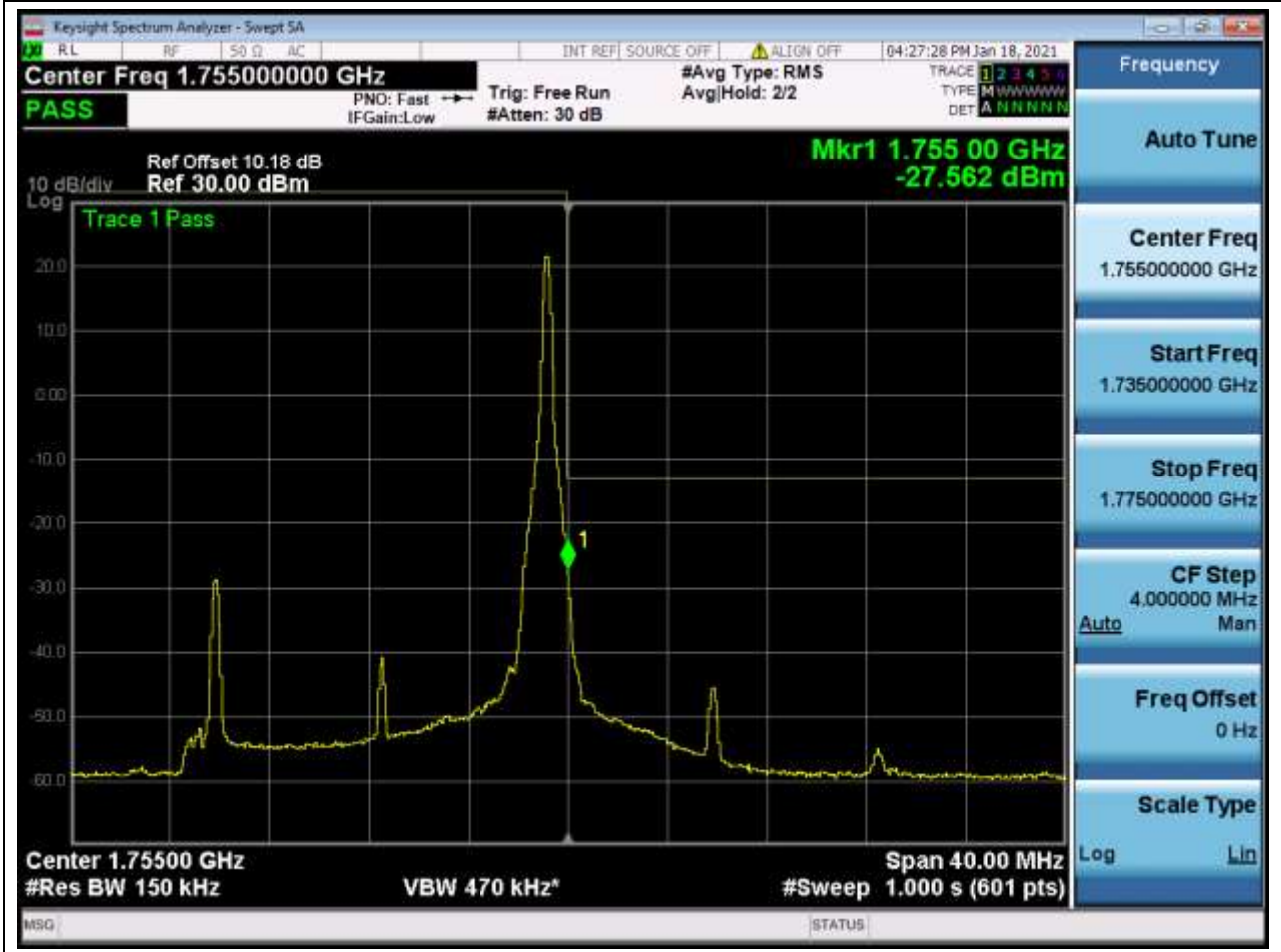
**11.36. LTE Band Edge(NTNV)(Subtest:36, Channel:20025, Bandwidth:15, Modulation:Q16, RB Number: 75, RB Position:LOW)**

Center Frequency (MHz)	Span (MHz)	RBW (MHz)	Detector	Frequency (MHz)	Power (dBm)	Verdict	Sweep Point
1710	40	0.15	RMS	1710	-34.35	Pass	601



**11.37. LTE Band Edge(NTNV)(Subtest:37, Channel:20325, Bandwidth:15, Modulation:QPSK, RB Number: 1, RB Position:HIGH)**

Center Frequency (MHz)	Span (MHz)	RBW (MHz)	Detector	Frequency (MHz)	Power (dBm)	Verdict	Sweep Point
1755	40	0.15	RMS	1755	-27.56	Pass	601



**11.38. LTE Band Edge(NTNV)(Subtest:38, Channel:20325, Bandwidth:15, Modulation:QPSK, RB Number: 75, RB Position:HIGH)**

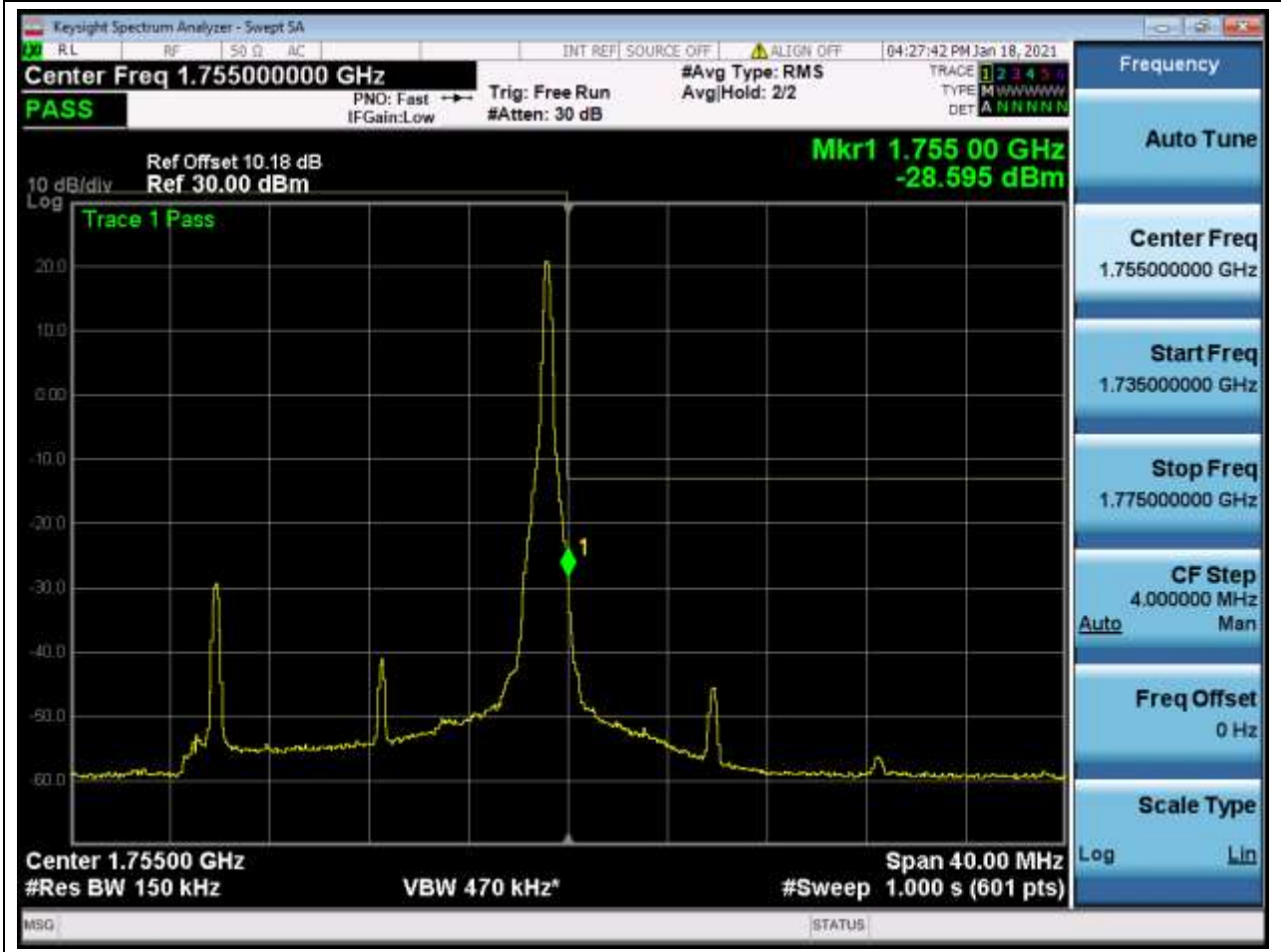
Center Frequency (MHz)	Span (MHz)	RBW (MHz)	Detector	Frequency (MHz)	Power (dBm)	Verdict	Sweep Point
1755	40	0.15	RMS	1755	-30.65	Pass	601





**11.39. LTE Band Edge(NTNV)(Subtest:39, Channel:20325, Bandwidth:15, Modulation:Q16, RB Number: 1, RB Position:HIGH)**

Center Frequency (MHz)	Span (MHz)	RBW (MHz)	Detector	Frequency (MHz)	Power (dBm)	Verdict	Sweep Point
1755	40	0.15	RMS	1755	-28.59	Pass	601



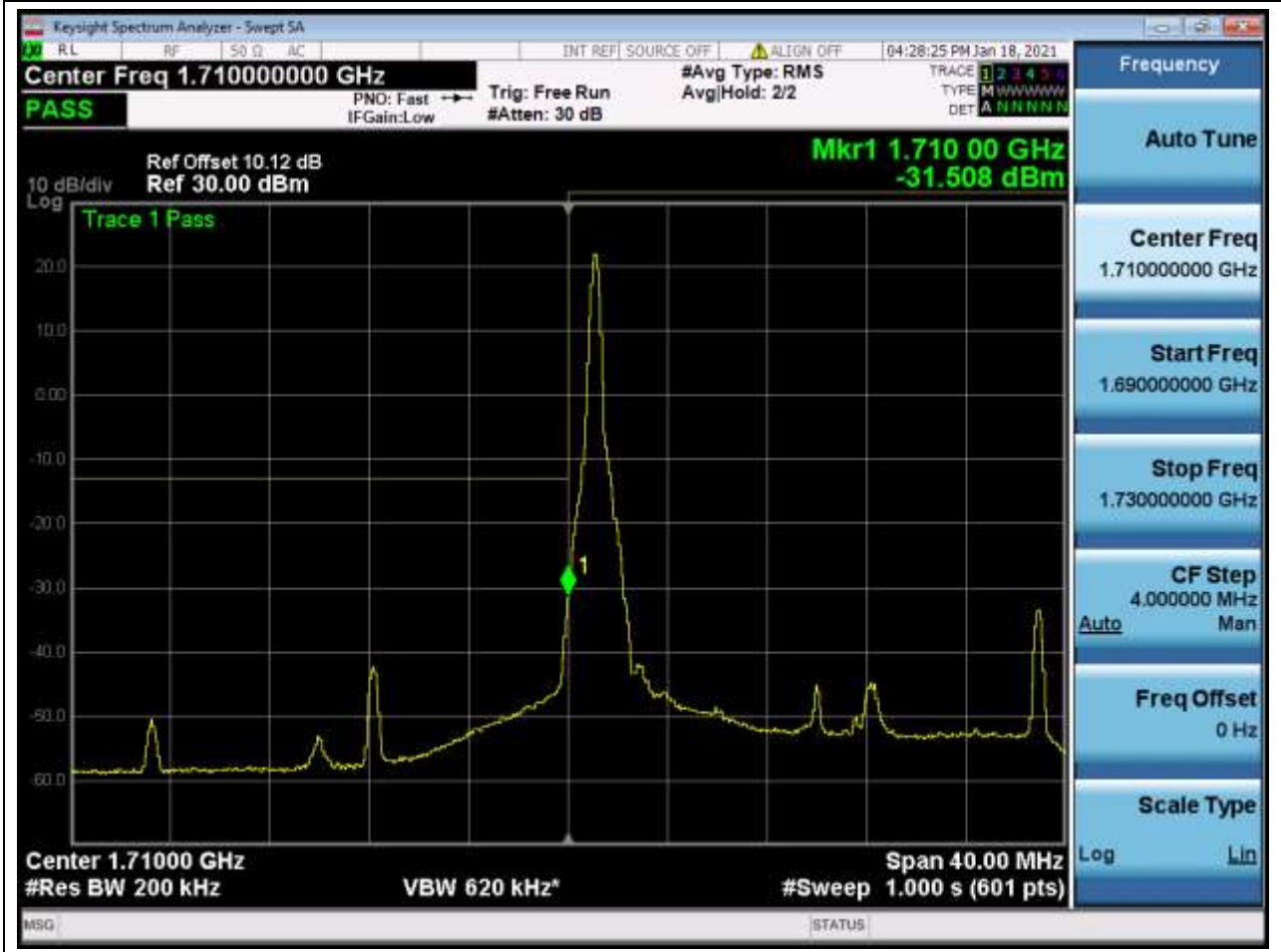
**11.40. LTE Band Edge(NTNV)(Subtest:40, Channel:20325, Bandwidth:15, Modulation:Q16, RB Number: 75, RB Position:HIGH)**

Center Frequency (MHz)	Span (MHz)	RBW (MHz)	Detector	Frequency (MHz)	Power (dBm)	Verdict	Sweep Point
1755	40	0.15	RMS	1755	-32.35	Pass	601



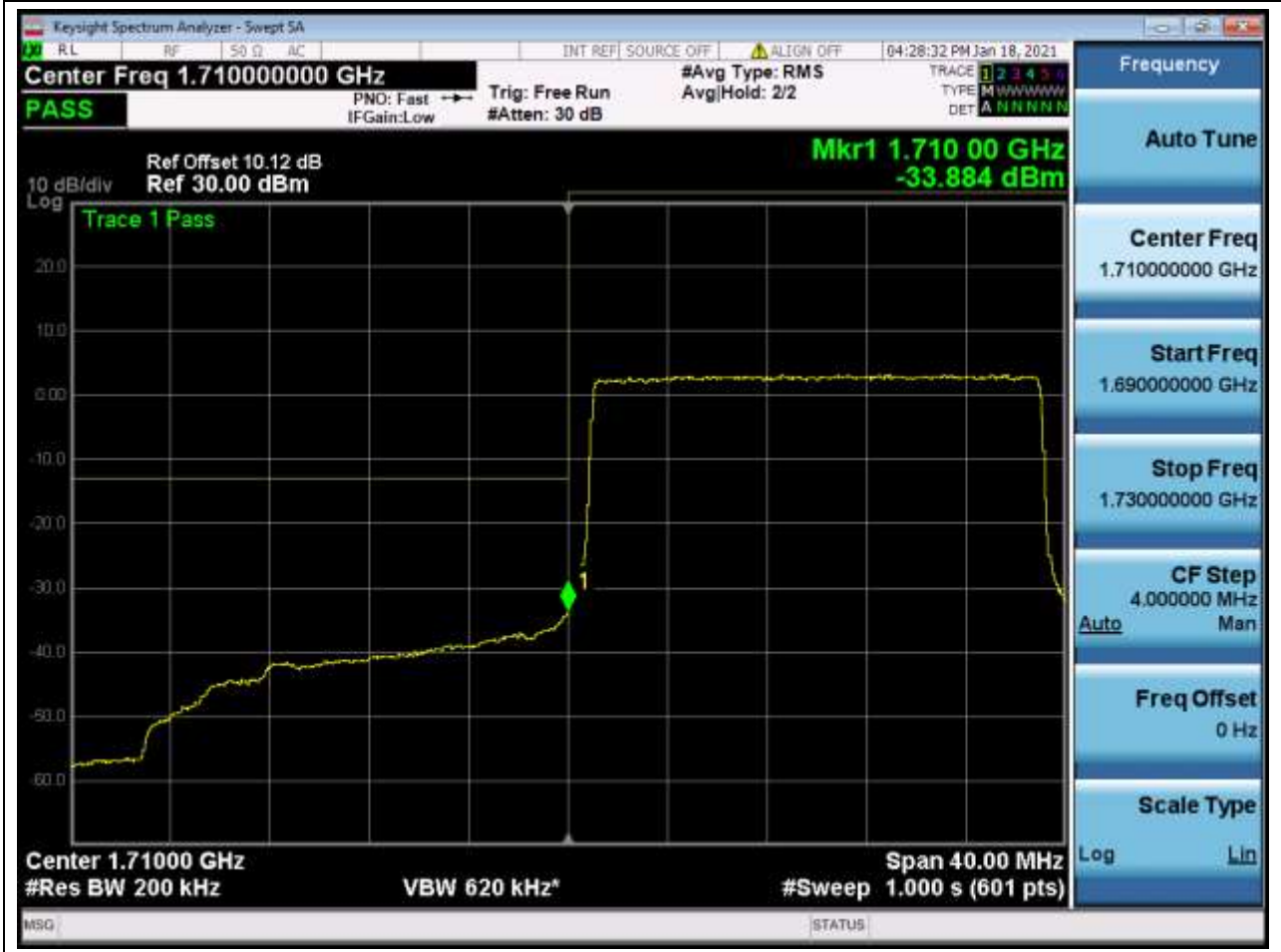
**11.41. LTE Band Edge(NTNV)(Subtest:41, Channel:20050, Bandwidth:20, Modulation:QPSK, RB Number: 1, RB Position:LOW)**

Center Frequency (MHz)	Span (MHz)	RBW (MHz)	Detector	Frequency (MHz)	Power (dBm)	Verdict	Sweep Point
1710	40	0.2	RMS	1710	-31.51	Pass	601



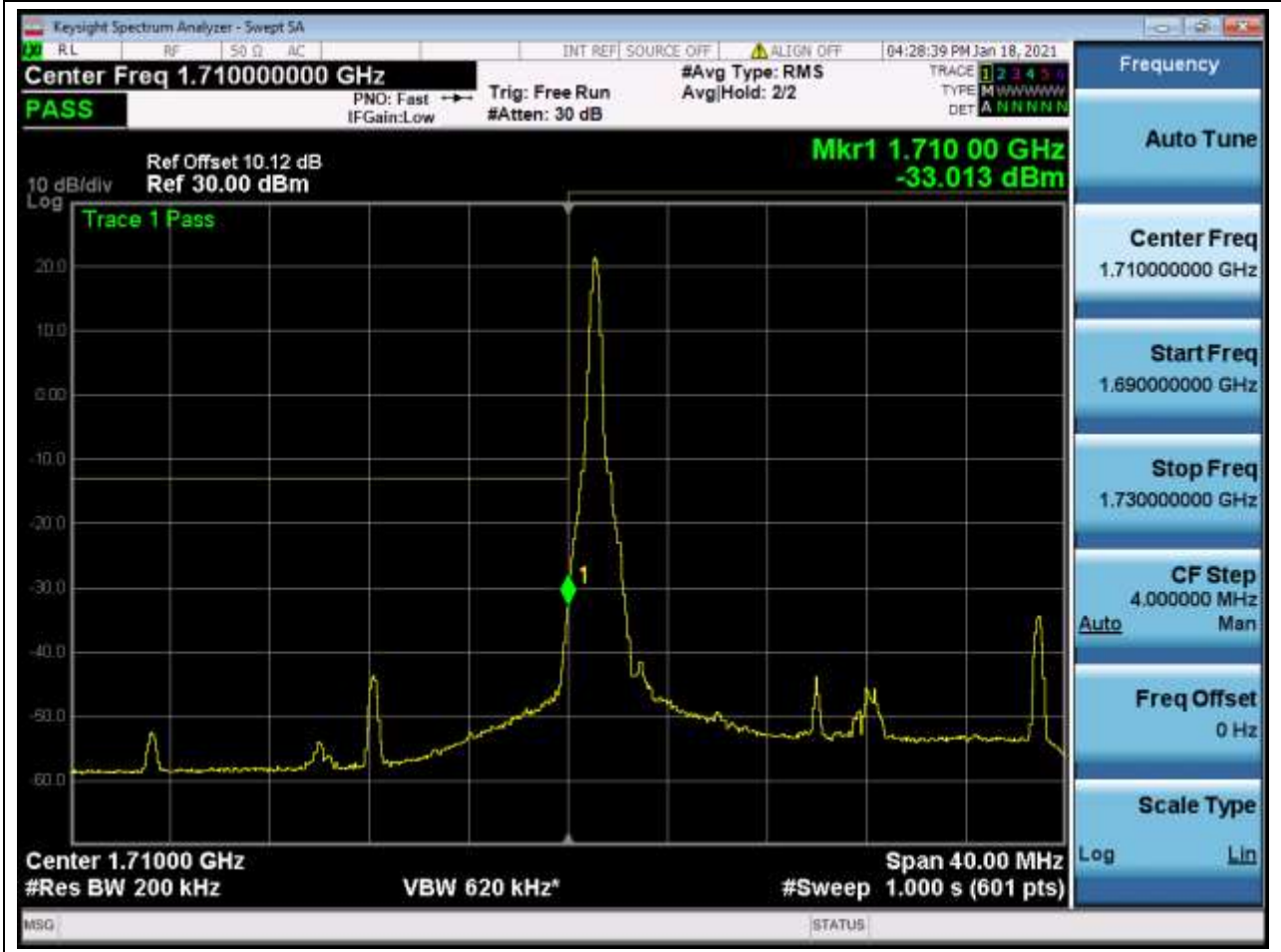
**11.42. LTE Band Edge(NTNV)(Subtest:42, Channel:20050, Bandwidth:20, Modulation:QPSK, RB Number: 100, RB Position:LOW)**

Center Frequency (MHz)	Span (MHz)	RBW (MHz)	Detector	Frequency (MHz)	Power (dBm)	Verdict	Sweep Point
1710	40	0.2	RMS	1710	-33.88	Pass	601



**11.43. LTE Band Edge(NTNV)(Subtest:43, Channel:20050, Bandwidth:20, Modulation:Q16, RB Number: 1, RB Position:LOW)**

Center Frequency (MHz)	Span (MHz)	RBW (MHz)	Detector	Frequency (MHz)	Power (dBm)	Verdict	Sweep Point
1710	40	0.2	RMS	1710	-33.01	Pass	601



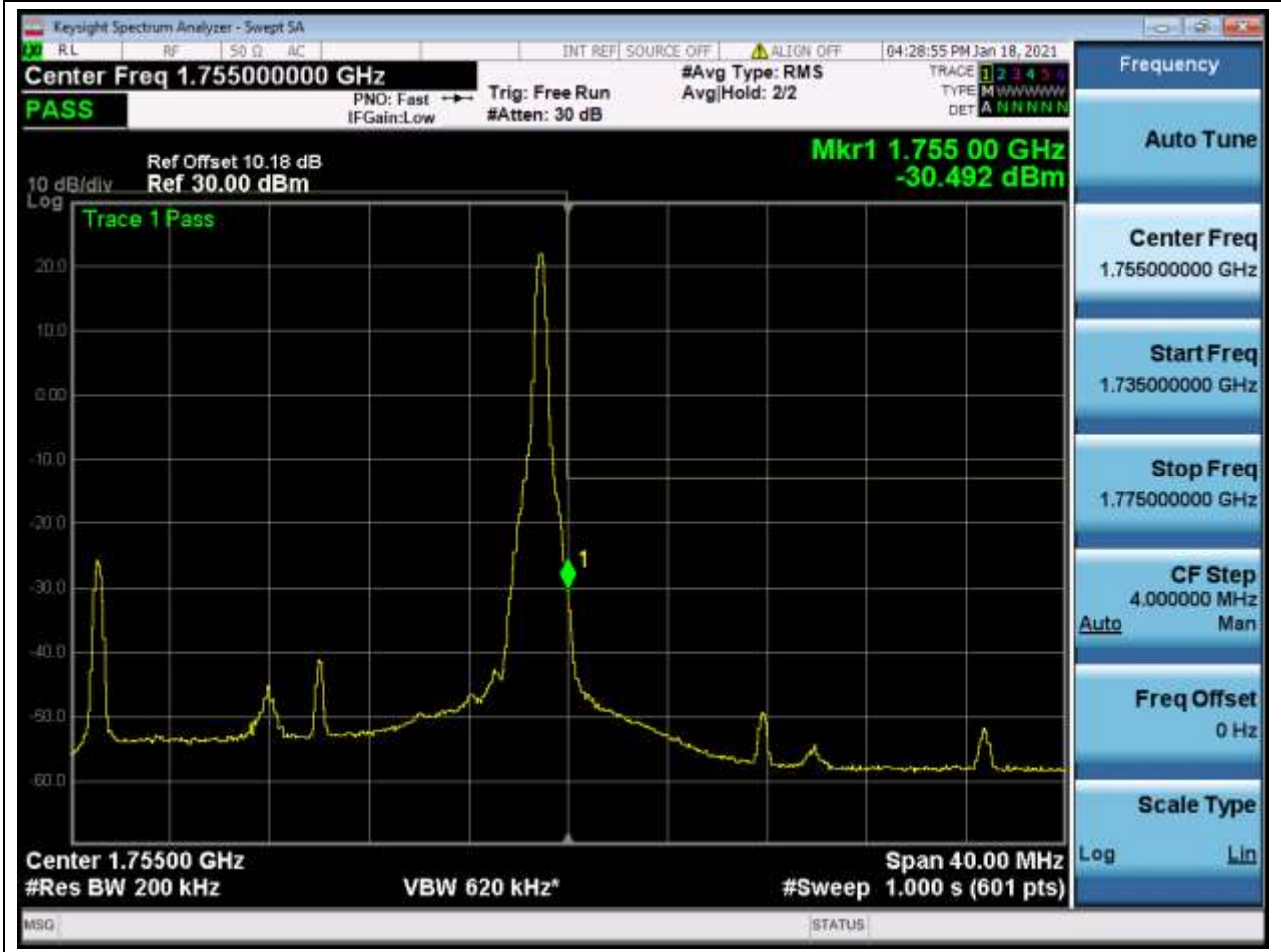
**11.44. LTE Band Edge(NTNV)(Subtest:44, Channel:20050, Bandwidth:20, Modulation:Q16, RB Number: 100, RB Position:LOW)**

Center Frequency (MHz)	Span (MHz)	RBW (MHz)	Detector	Frequency (MHz)	Power (dBm)	Verdict	Sweep Point
1710	40	0.2	RMS	1710	-34.89	Pass	601



**11.45. LTE Band Edge(NTNV)(Subtest:45, Channel:20300, Bandwidth:20, Modulation:QPSK, RB Number: 1, RB Position:HIGH)**

Center Frequency (MHz)	Span (MHz)	RBW (MHz)	Detector	Frequency (MHz)	Power (dBm)	Verdict	Sweep Point
1755	40	0.2	RMS	1755	-30.49	Pass	601



**11.46. LTE Band Edge(NTNV)(Subtest:46, Channel:20300, Bandwidth:20, Modulation:QPSK, RB Number: 100, RB Position:HIGH)**

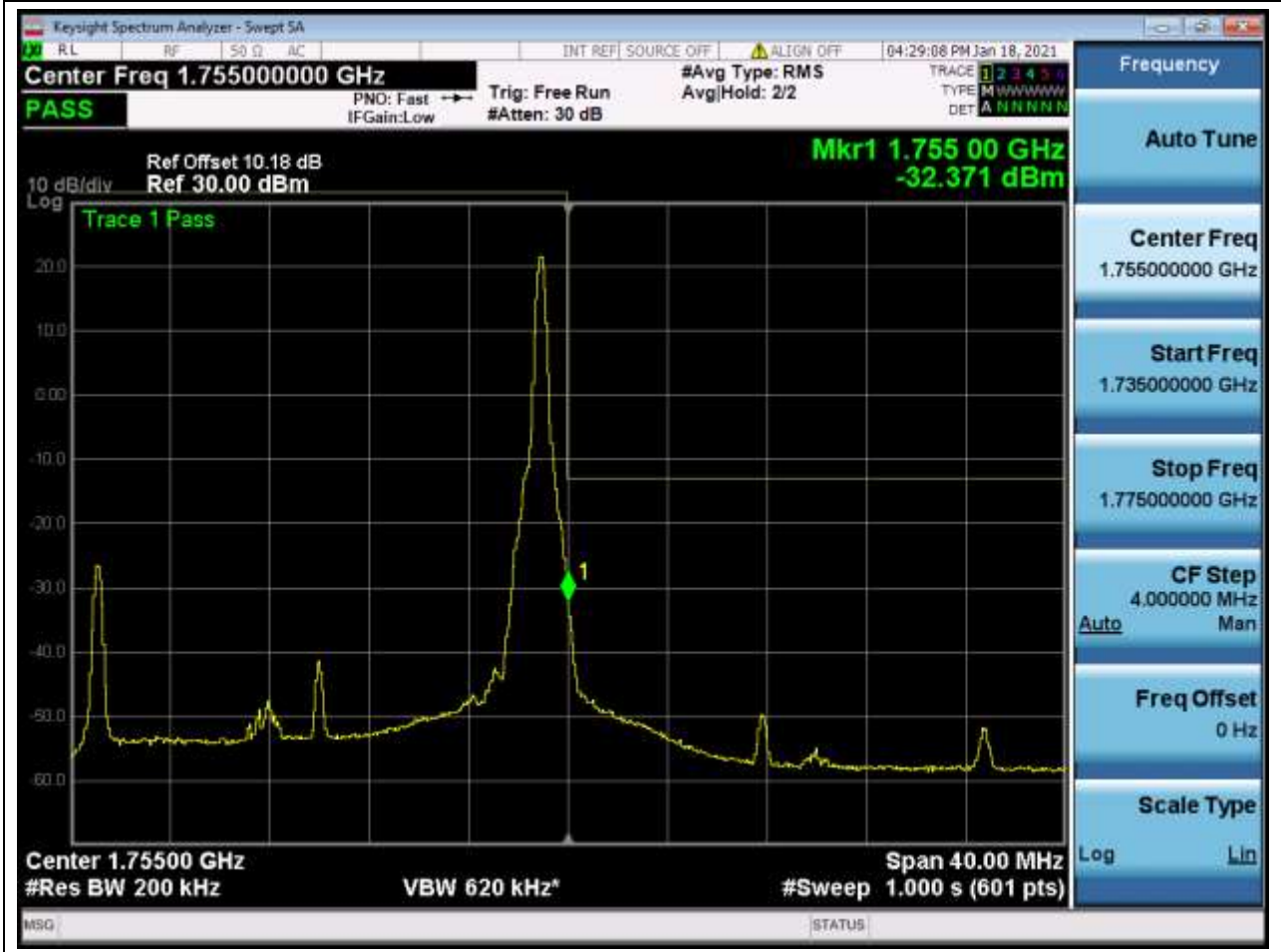
Center Frequency (MHz)	Span (MHz)	RBW (MHz)	Detector	Frequency (MHz)	Power (dBm)	Verdict	Sweep Point
1755	40	0.2	RMS	1755	-32.15	Pass	601





**11.47. LTE Band Edge(NTNV)(Subtest:47, Channel:20300, Bandwidth:20, Modulation:Q16, RB Number: 1, RB Position:HIGH)**

Center Frequency (MHz)	Span (MHz)	RBW (MHz)	Detector	Frequency (MHz)	Power (dBm)	Verdict	Sweep Point
1755	40	0.2	RMS	1755	-32.37	Pass	601



**11.48. LTE Band Edge(NTNV)(Subtest:48, Channel:20300, Bandwidth:20, Modulation:Q16, RB Number: 100, RB Position:HIGH)**

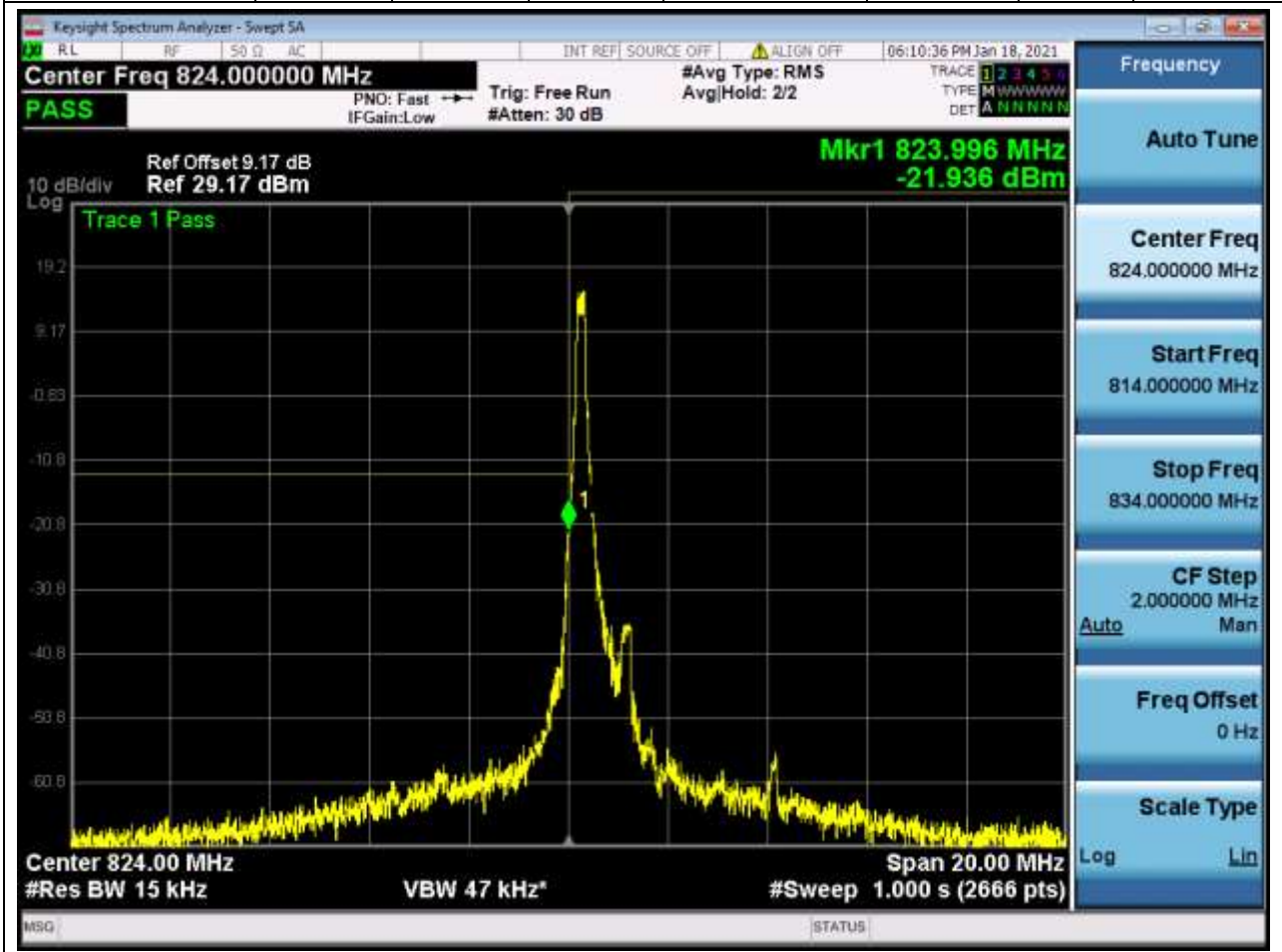
Center Frequency (MHz)	Span (MHz)	RBW (MHz)	Detector	Frequency (MHz)	Power (dBm)	Verdict	Sweep Point
1755	40	0.2	RMS	1755	-32.88	Pass	601



## 12. LTE\_Band5

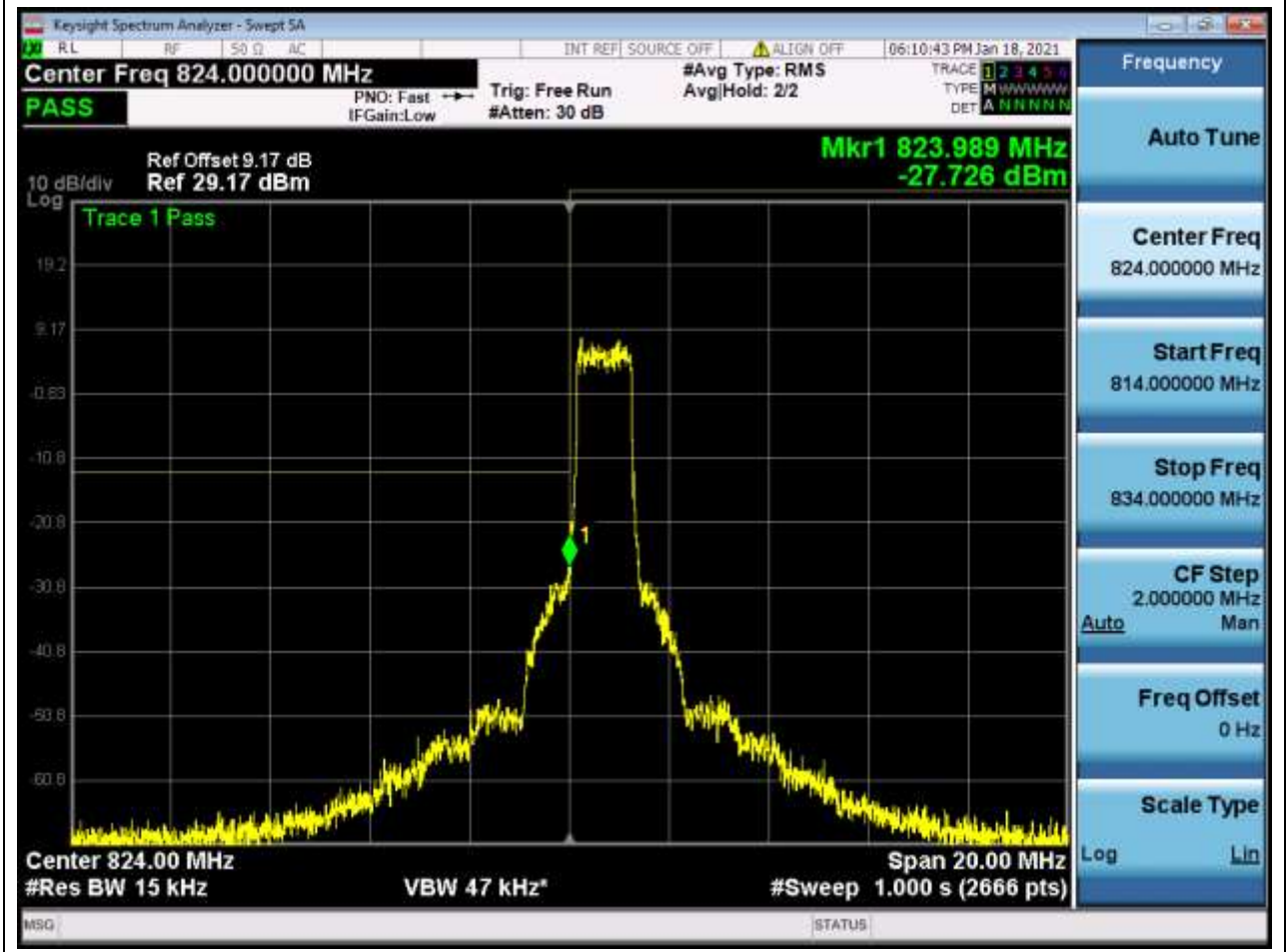
12.1. LTE Band Edge(NTNV)(Subtest:1, Channel:20407, Bandwidth:1.4, Modulation:QPSK, RB Number: 1, RB Position:LOW)

Center Frequency (MHz)	Span (MHz)	RBW (MHz)	Detector	Frequency (MHz)	Power (dBm)	Verdict	Sweep Point
824	20	0.015	RMS	823.996	-21.94	Pass	2666



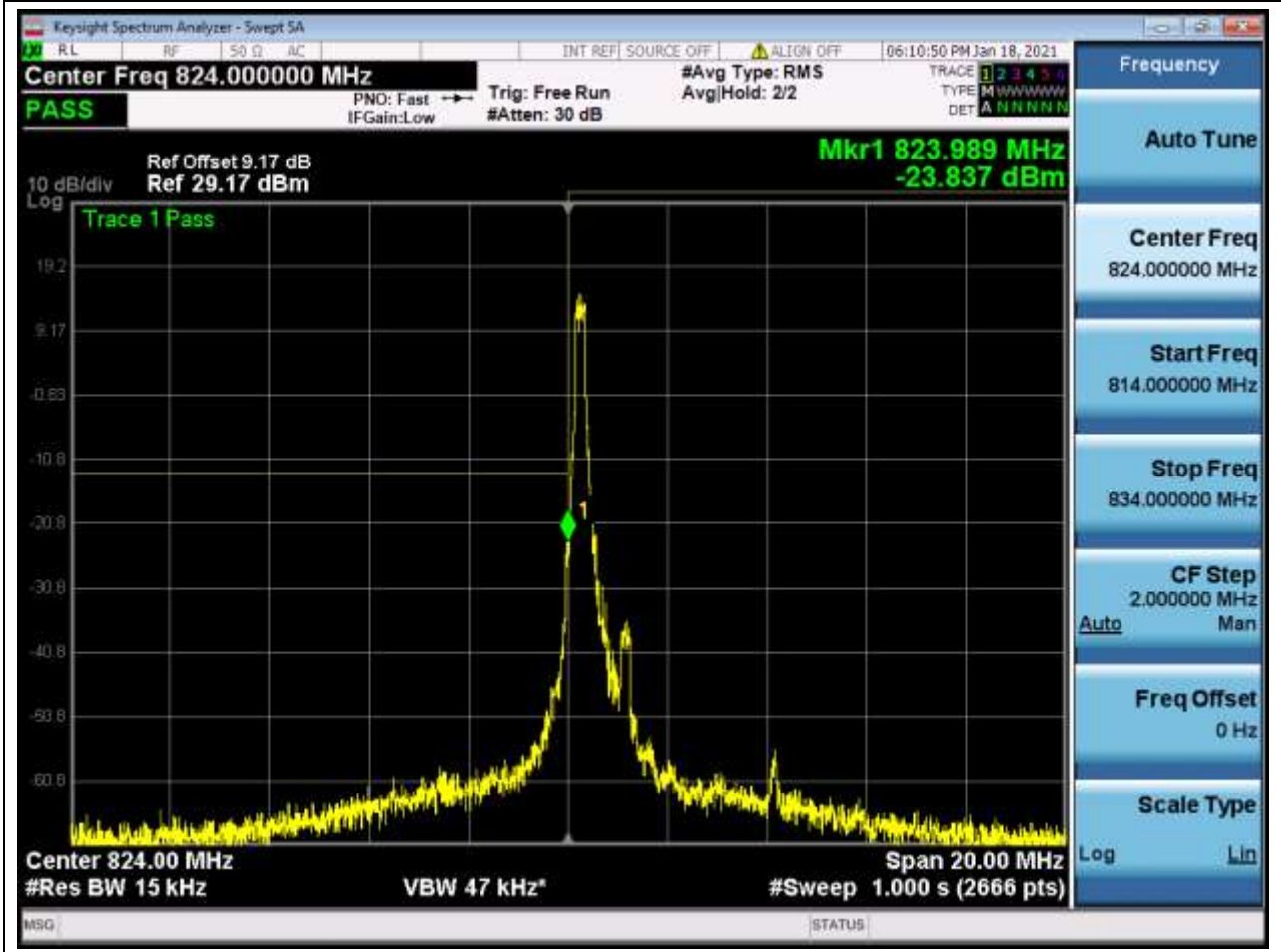
## 12.2. LTE Band Edge(NTNV)(Subtest:2, Channel:20407, Bandwidth:1.4, Modulation:QPSK, RB Number: 6, RB Position:LOW)

Center Frequency (MHz)	Span (MHz)	RBW (MHz)	Detector	Frequency (MHz)	Power (dBm)	Verdict	Sweep Point
824	20	0.015	RMS	823.989	-27.73	Pass	2666



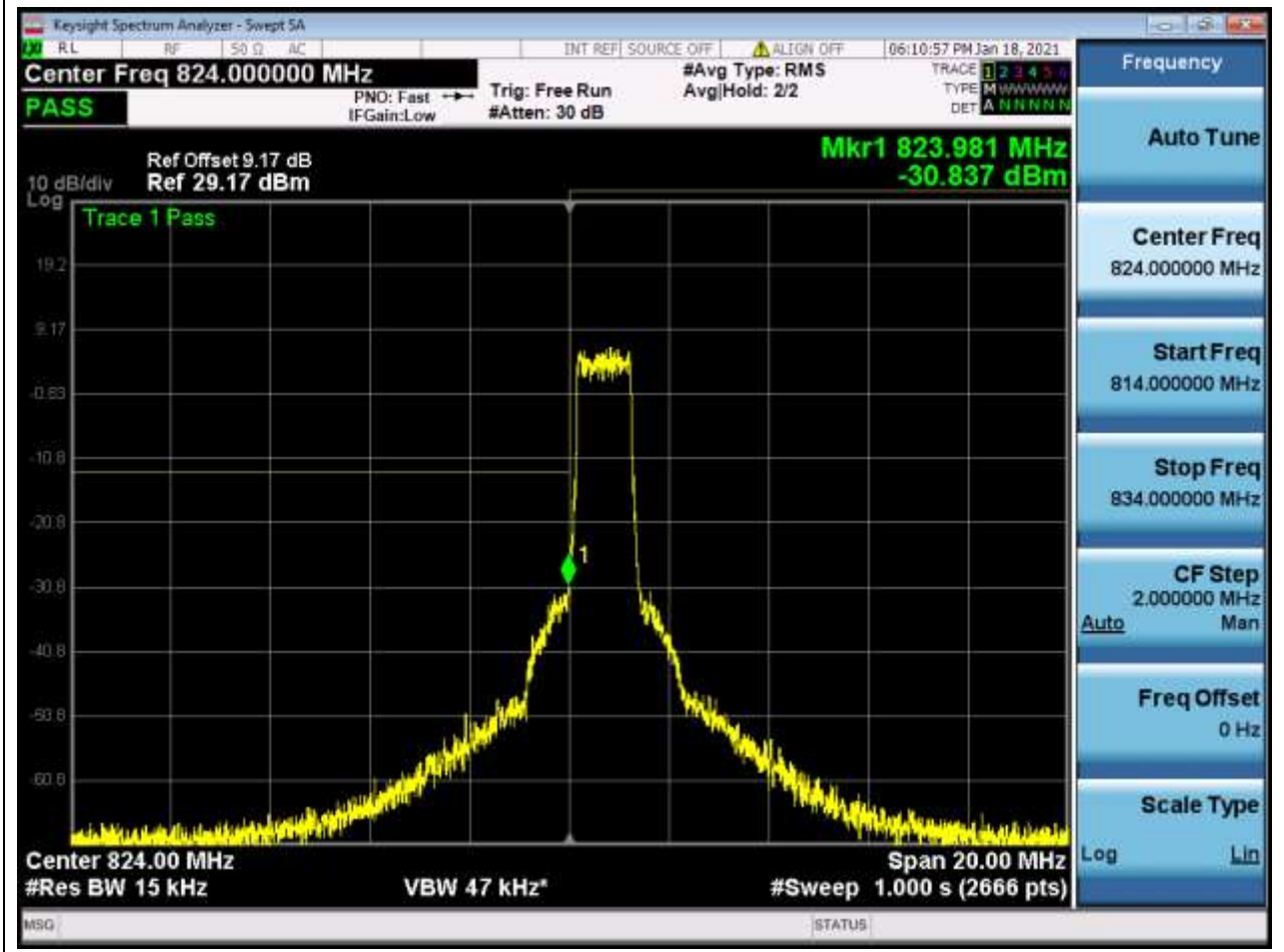
## 12.3. LTE Band Edge(NTNV)(Subtest:3, Channel:20407, Bandwidth:1.4, Modulation:Q16, RB Number: 1, RB Position:LOW)

Center Frequency (MHz)	Span (MHz)	RBW (MHz)	Detector	Frequency (MHz)	Power (dBm)	Verdict	Sweep Point
824	20	0.015	RMS	823.989	-23.84	Pass	2666



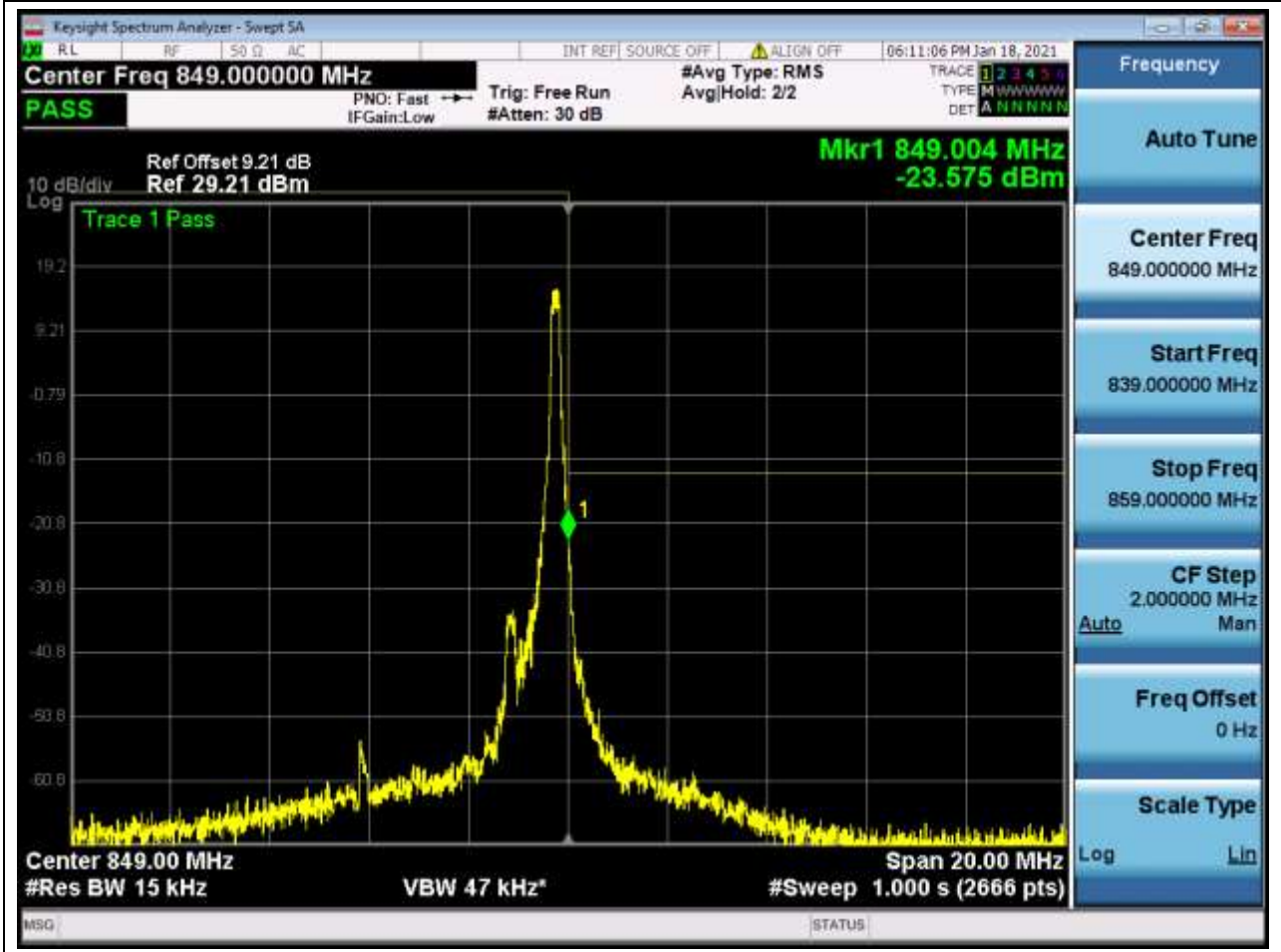
## 12.4. LTE Band Edge(NTNV)(Subtest:4, Channel:20407, Bandwidth:1.4, Modulation:Q16, RB Number: 6, RB Position:LOW)

Center Frequency (MHz)	Span (MHz)	RBW (MHz)	Detector	Frequency (MHz)	Power (dBm)	Verdict	Sweep Point
824	20	0.015	RMS	823.981	-30.84	Pass	2666



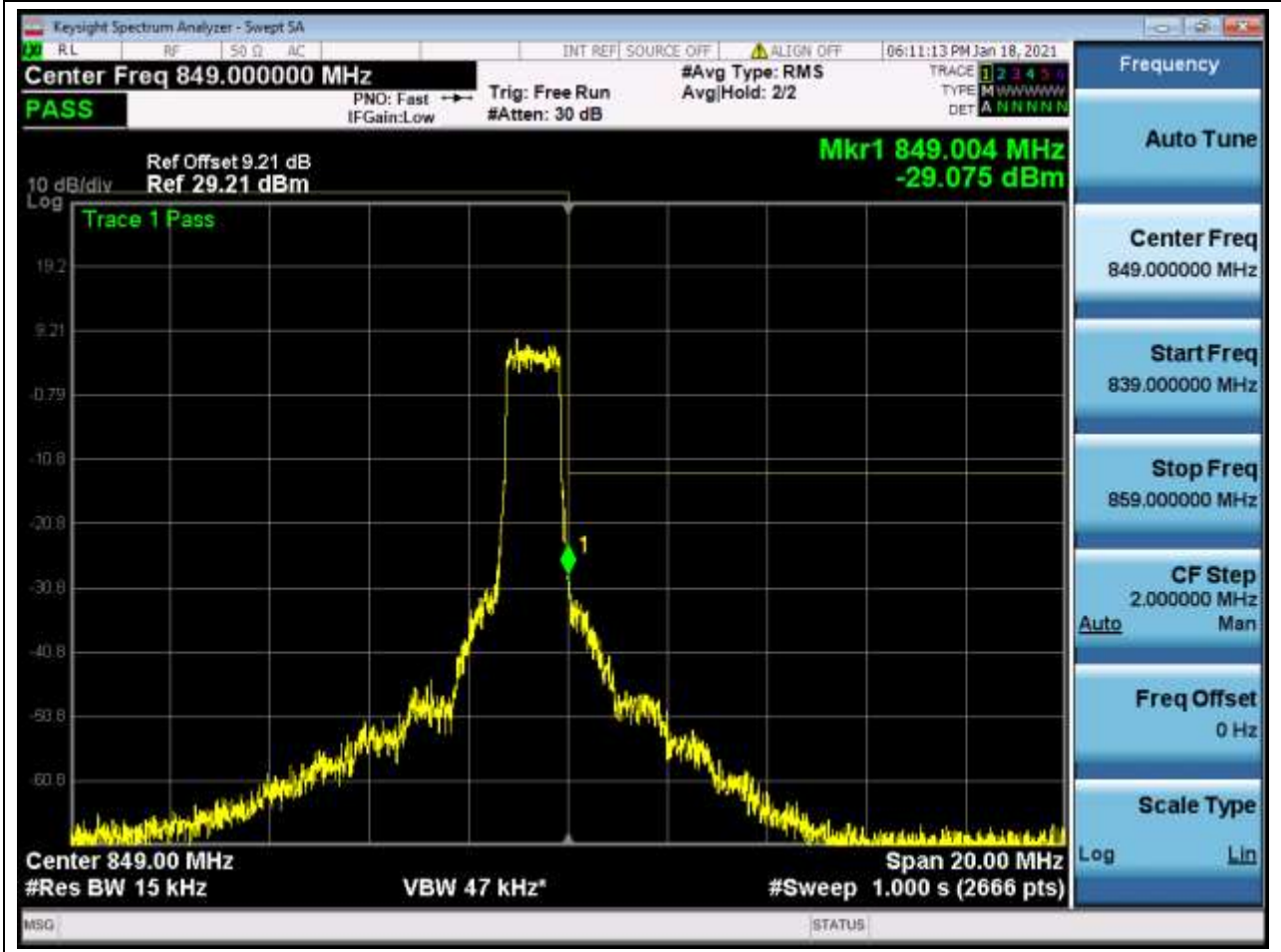
**12.5. LTE Band Edge(NTNV)(Subtest:5, Channel:20643, Bandwidth:1.4, Modulation:QPSK, RB Number: 1, RB Position:HIGH)**

Center Frequency (MHz)	Span (MHz)	RBW (MHz)	Detector	Frequency (MHz)	Power (dBm)	Verdict	Sweep Point
849	20	0.015	RMS	849.004	-23.58	Pass	2666



## 12.6. LTE Band Edge(NTNV)(Subtest:6, Channel:20643, Bandwidth:1.4, Modulation:QPSK, RB Number: 6, RB Position:HIGH)

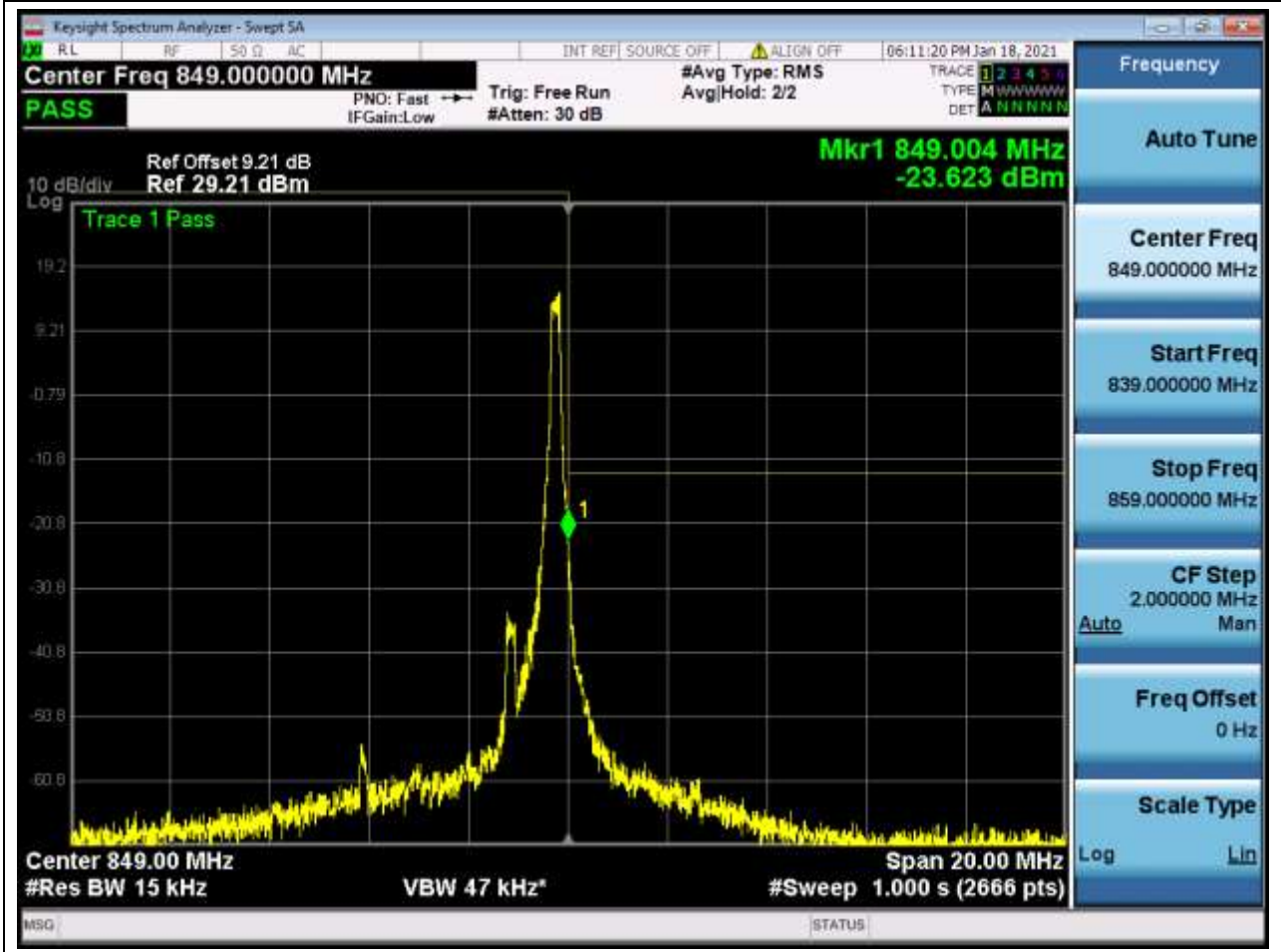
Center Frequency (MHz)	Span (MHz)	RBW (MHz)	Detector	Frequency (MHz)	Power (dBm)	Verdict	Sweep Point
849	20	0.015	RMS	849.004	-29.08	Pass	2666





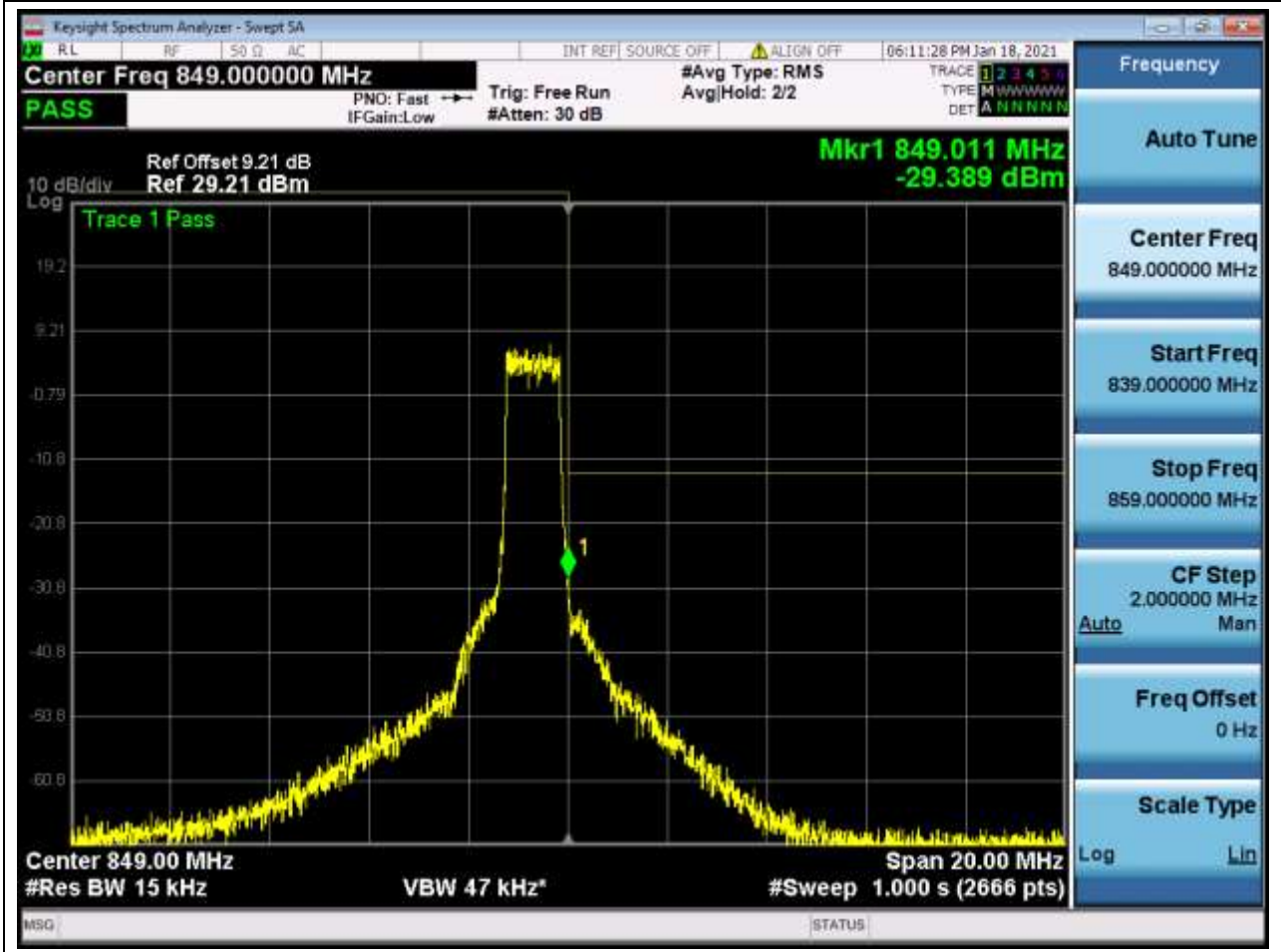
## 12.7. LTE Band Edge(NTNV)(Subtest:7, Channel:20643, Bandwidth:1.4, Modulation:Q16, RB Number: 1, RB Position:HIGH)

Center Frequency (MHz)	Span (MHz)	RBW (MHz)	Detector	Frequency (MHz)	Power (dBm)	Verdict	Sweep Point
849	20	0.015	RMS	849.004	-23.62	Pass	2666



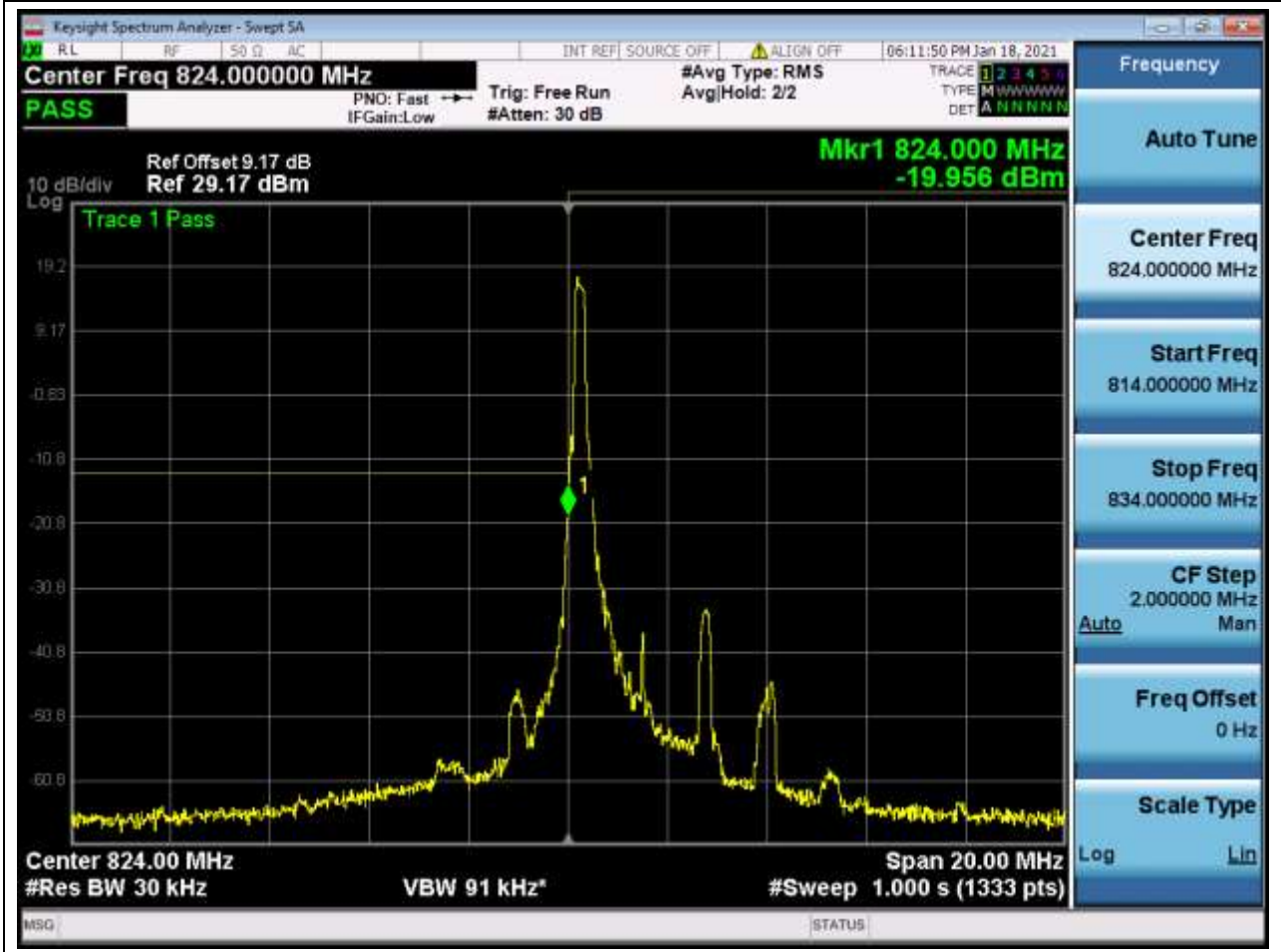
## 12.8. LTE Band Edge(NTNV)(Subtest:8, Channel:20643, Bandwidth:1.4, Modulation:Q16, RB Number: 6, RB Position:HIGH)

Center Frequency (MHz)	Span (MHz)	RBW (MHz)	Detector	Frequency (MHz)	Power (dBm)	Verdict	Sweep Point
849	20	0.015	RMS	849.011	-29.39	Pass	2666



## 12.9. LTE Band Edge(NTNV)(Subtest:9, Channel:20415, Bandwidth:3, Modulation:QPSK, RB Number: 1, RB Position:LOW)

Center Frequency (MHz)	Span (MHz)	RBW (MHz)	Detector	Frequency (MHz)	Power (dBm)	Verdict	Sweep Point
824	20	0.03	RMS	824	-19.96	Pass	1333



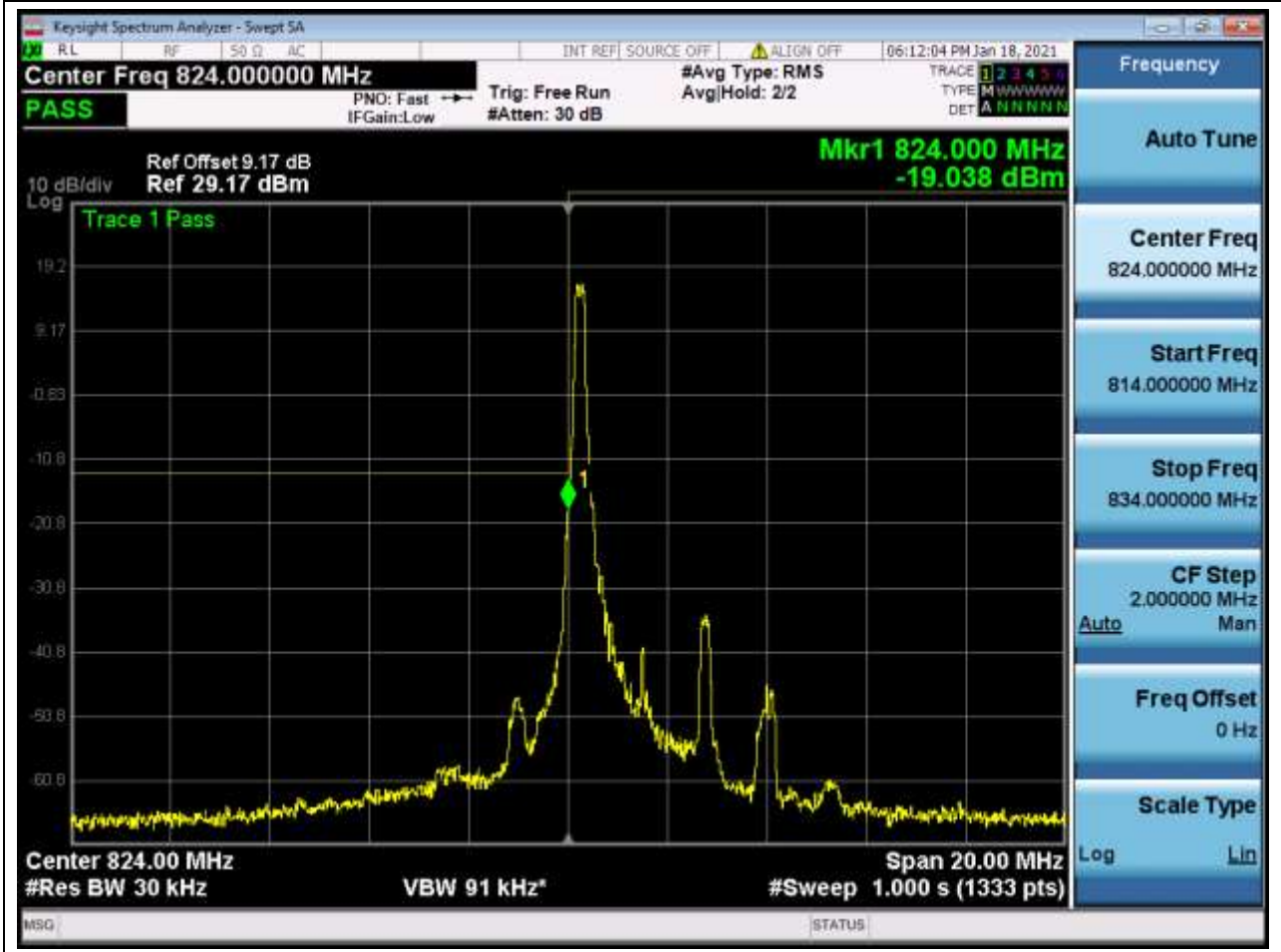
**12.10. LTE Band Edge(NTNV)(Subtest:10, Channel:20415, Bandwidth:3, Modulation:QPSK, RB Number: 15, RB Position:LOW)**

Center Frequency (MHz)	Span (MHz)	RBW (MHz)	Detector	Frequency (MHz)	Power (dBm)	Verdict	Sweep Point
824	20	0.03	RMS	824	-26.09	Pass	1333



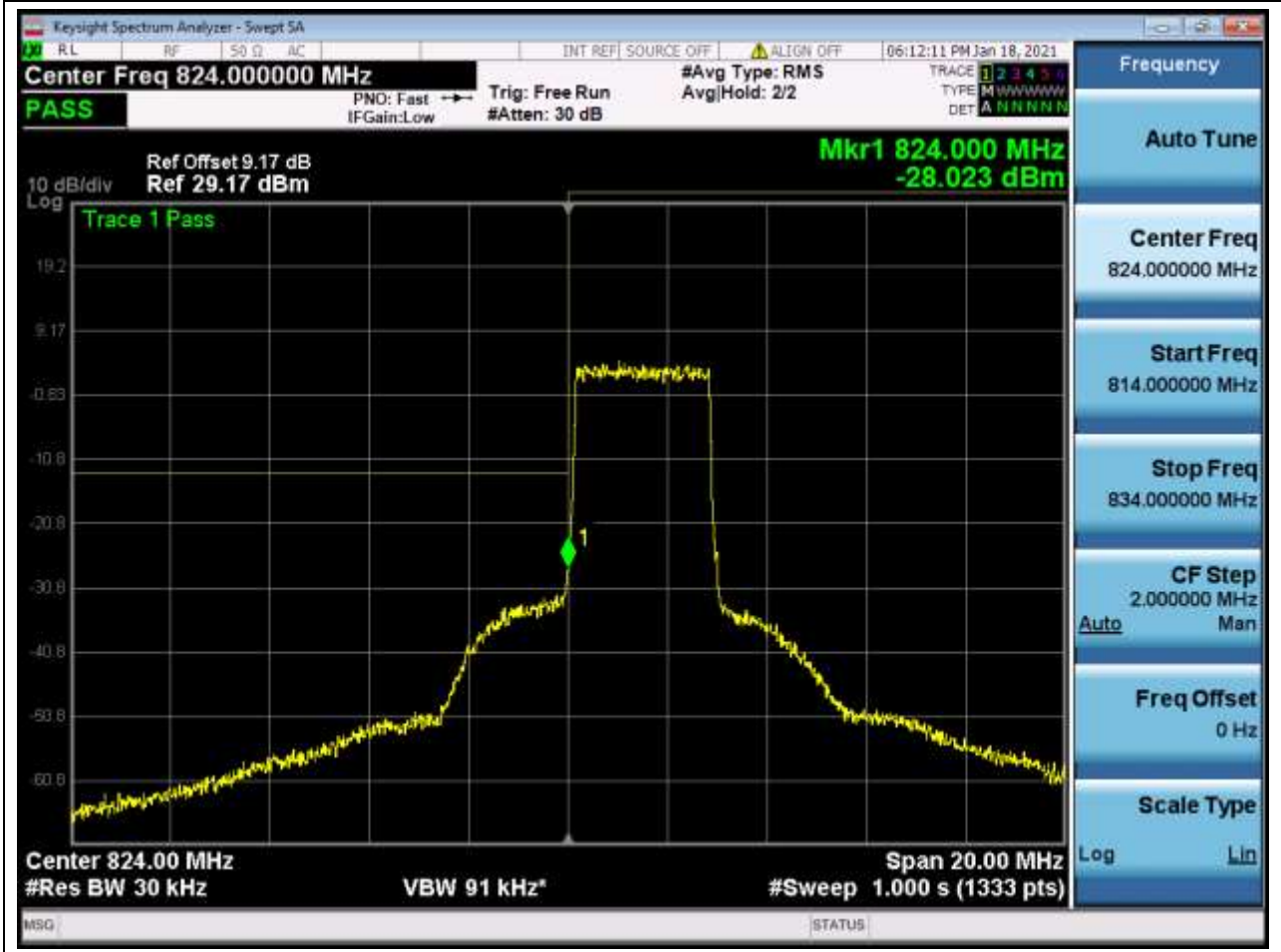
**12.11. LTE Band Edge(NTNV)(Subtest:11, Channel:20415, Bandwidth:3, Modulation:Q16, RB Number: 1, RB Position:LOW)**

Center Frequency (MHz)	Span (MHz)	RBW (MHz)	Detector	Frequency (MHz)	Power (dBm)	Verdict	Sweep Point
824	20	0.03	RMS	824	-19.04	Pass	1333



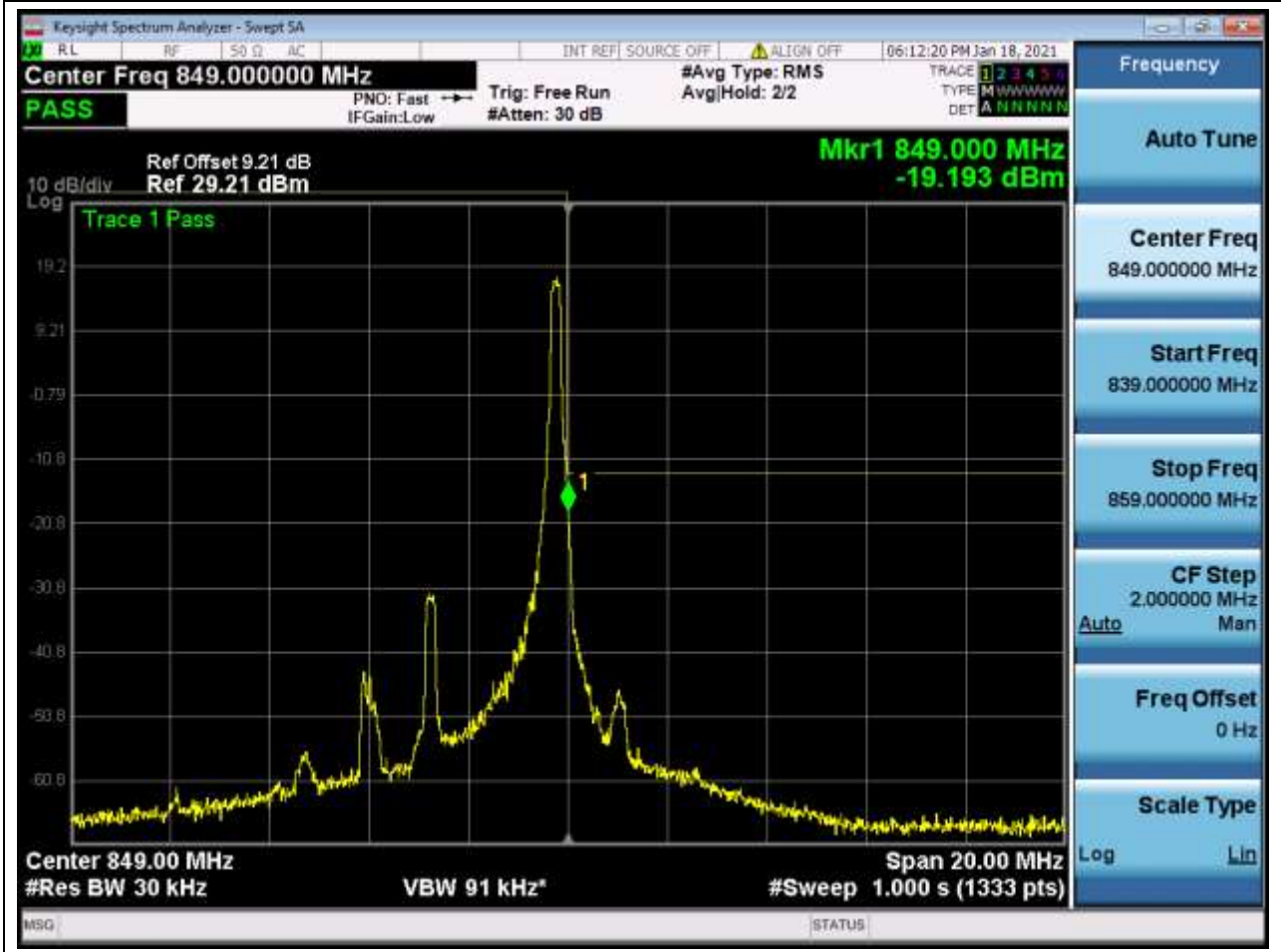
**12.12. LTE Band Edge(NTNV)(Subtest:12, Channel:20415, Bandwidth:3, Modulation:Q16, RB Number: 15, RB Position:LOW)**

Center Frequency (MHz)	Span (MHz)	RBW (MHz)	Detector	Frequency (MHz)	Power (dBm)	Verdict	Sweep Point
824	20	0.03	RMS	824	-28.02	Pass	1333



**12.13. LTE Band Edge(NTNV)(Subtest:13, Channel:20635, Bandwidth:3, Modulation:QPSK, RB Number: 1, RB Position:HIGH)**

Center Frequency (MHz)	Span (MHz)	RBW (MHz)	Detector	Frequency (MHz)	Power (dBm)	Verdict	Sweep Point
849	20	0.03	RMS	849	-19.19	Pass	1333



**12.14. LTE Band Edge(NTNV)(Subtest:14, Channel:20635, Bandwidth:3, Modulation:QPSK, RB Number: 15, RB Position:HIGH)**

Center Frequency (MHz)	Span (MHz)	RBW (MHz)	Detector	Frequency (MHz)	Power (dBm)	Verdict	Sweep Point
849	20	0.03	RMS	849	-27.96	Pass	1333

