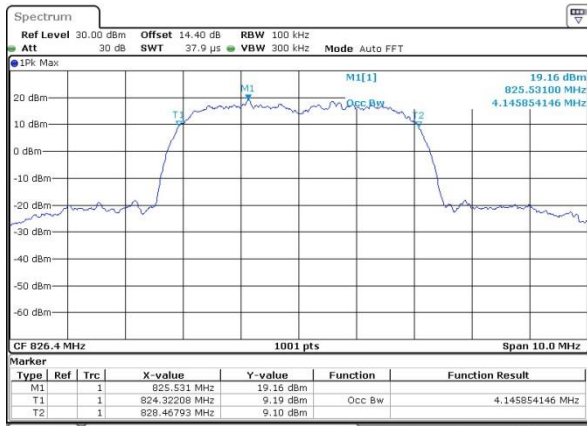




WCDMA Band V (RMC 12.2Kbps)

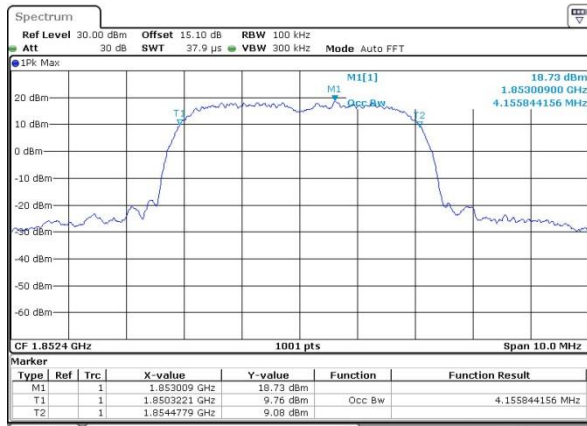
Lowest Channel



Date: 16 AUG 2017 23:01:03

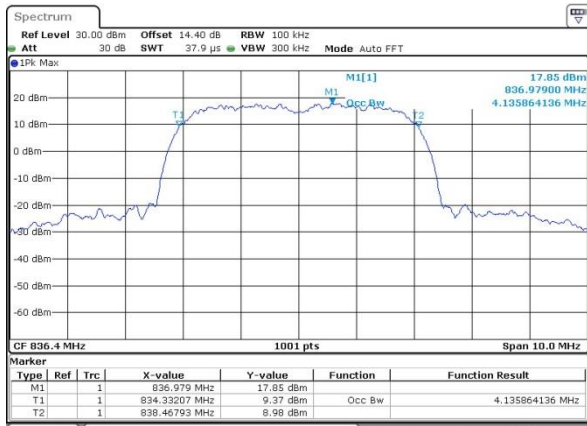
WCDMA Band II (RMC 12.2Kbps)

Lowest Channel



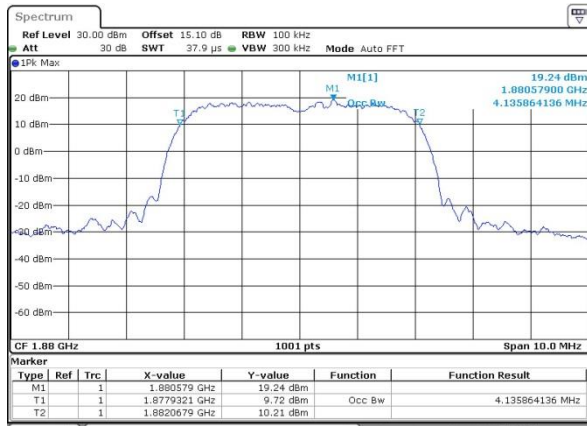
Date: 16 AUG 2017 20:59:03

Middle Channel



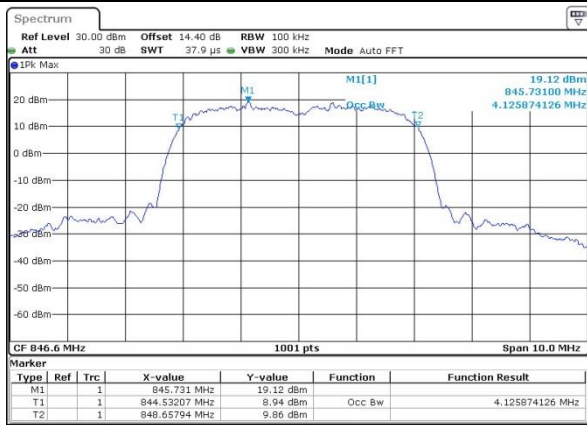
Date: 16 AUG 2017 23:01:37

Middle Channel



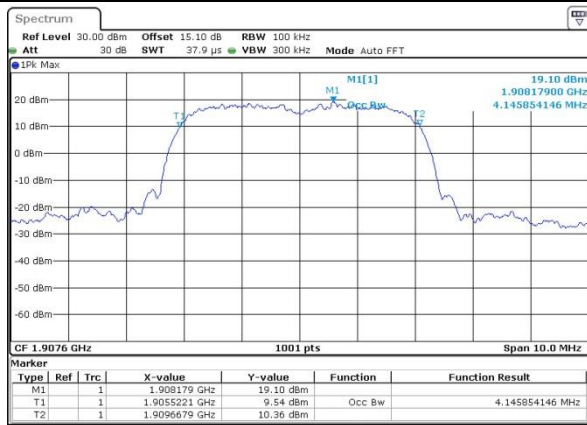
Date: 16 AUG 2017 20:59:36

Highest Channel



Date: 16 AUG 2017 23:02:09

Highest Channel

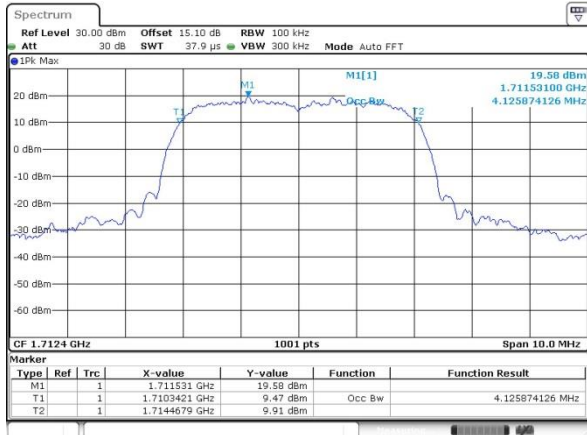


Date: 16 AUG 2017 21:00:13



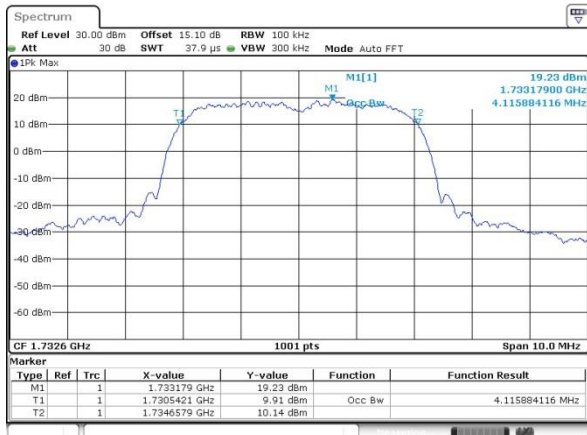
WCDMA Band IV (RMC 12.2Kbps)

Lowest Channel



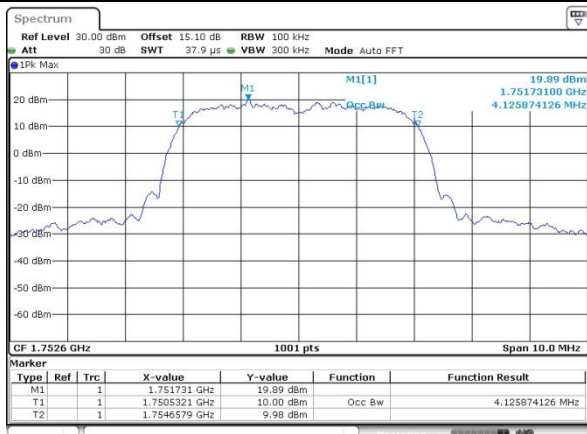
Date: 16 AUG 2017 21:20:11

Middle Channel



Date: 16 AUG 2017 21:20:48

Highest Channel

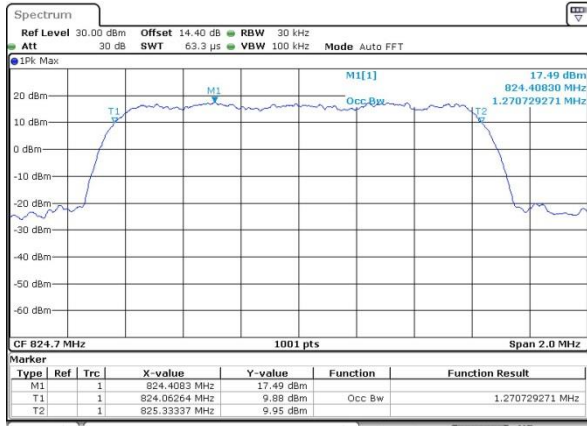


Date: 16 AUG 2017 21:21:24



CDMA BC0 (1xRTT)

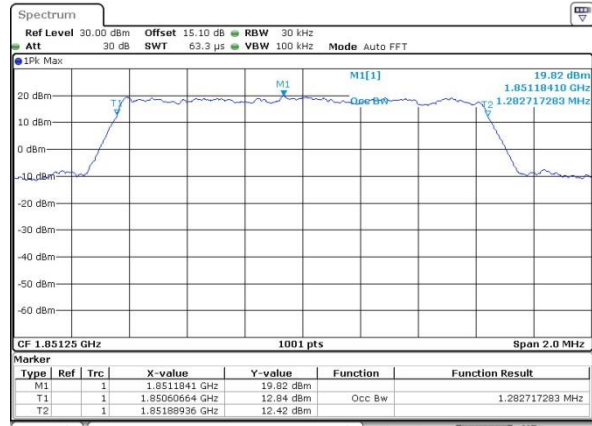
Lowest Channel



Date: 15 NOV 2017 09:28:30

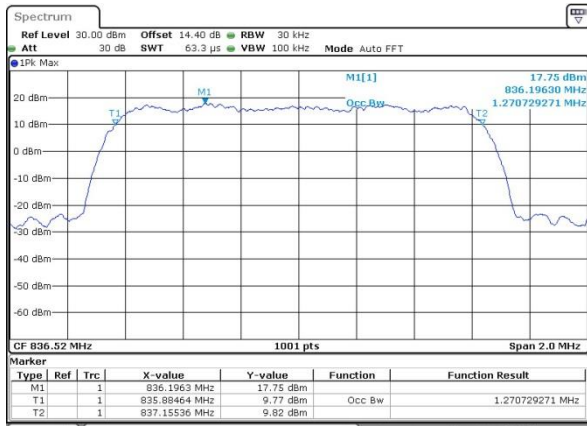
CDMA BC1(1xRTT)

Lowest Channel



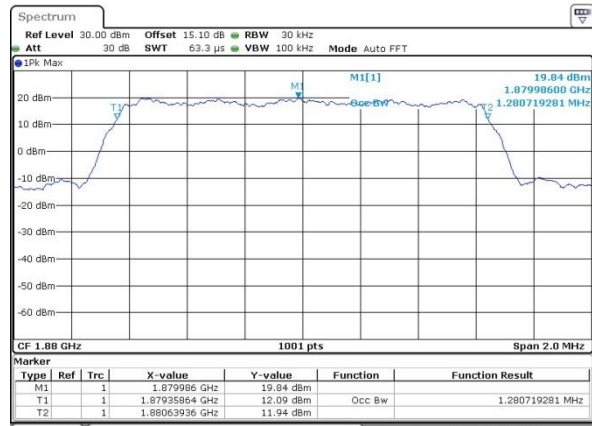
Date: 27 SEP 2017 11:57:03

Middle Channel



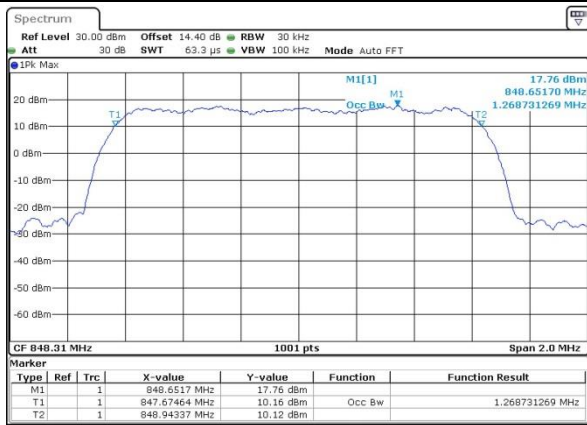
Date: 15 NOV 2017 09:29:10

Middle Channel



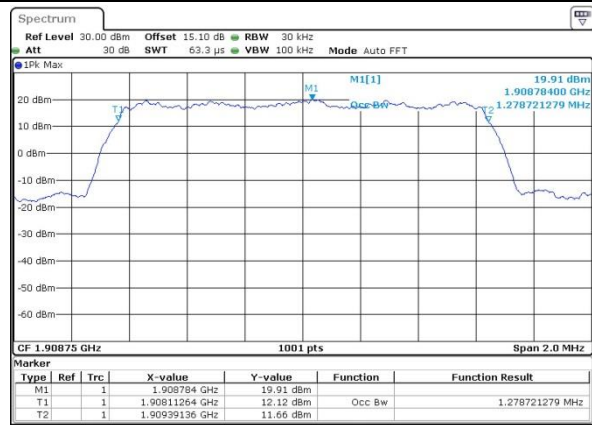
Date: 27 SEP 2017 11:57:36

Highest Channel



Date: 15 NOV 2017 09:29:44

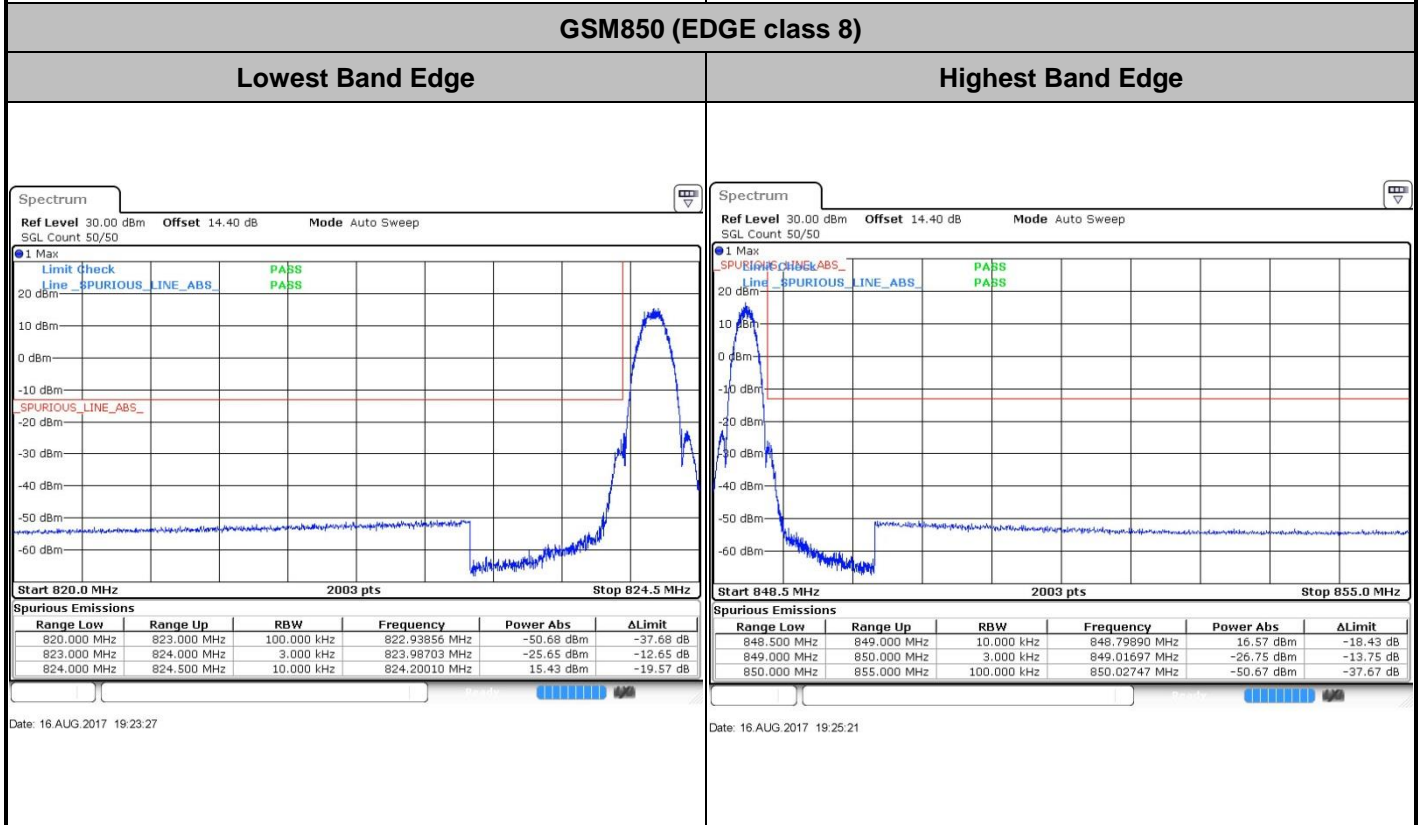
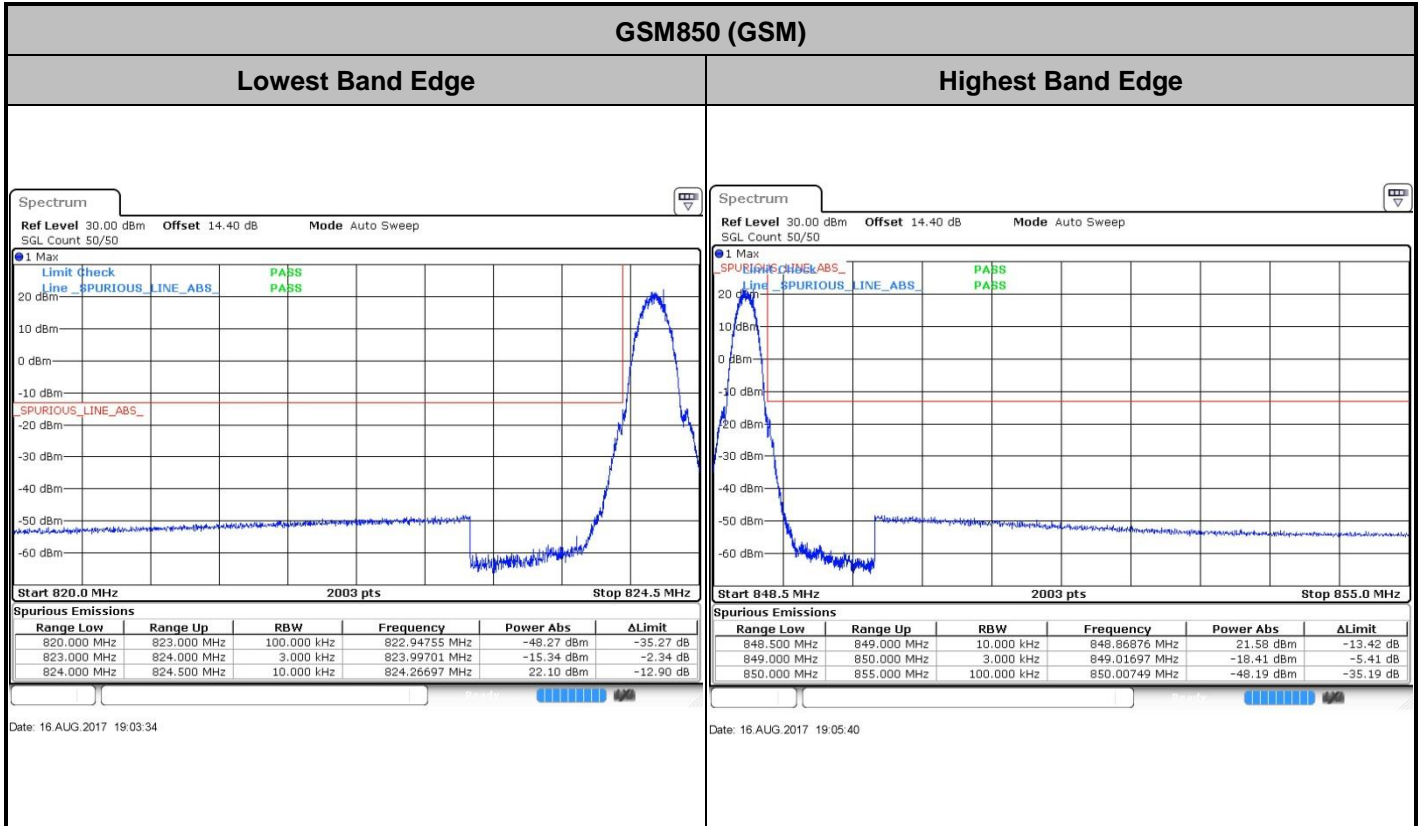
Highest Channel



Date: 27 SEP 2017 11:58:05



Conducted Band Edge

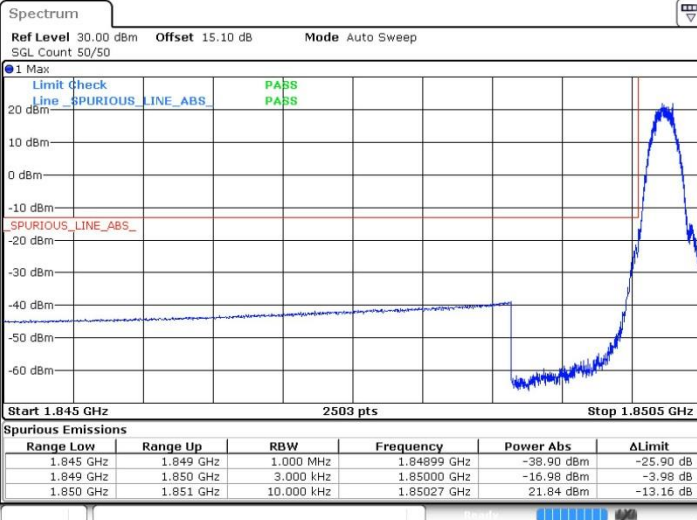




GSM1900 (GSM)

Lowest Band Edge

Highest Band Edge



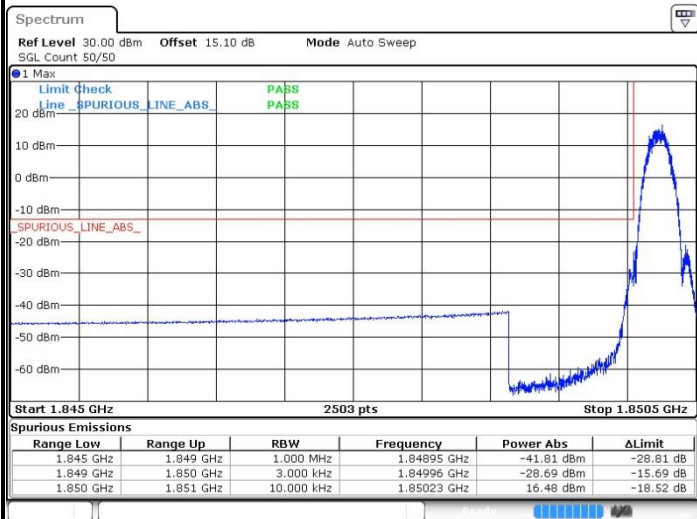
Date: 16 AUG.2017 19:45:20

Date: 16 AUG.2017 19:46:51

GSM1900 (EDGE class 8)

Lowest Band Edge

Highest Band Edge



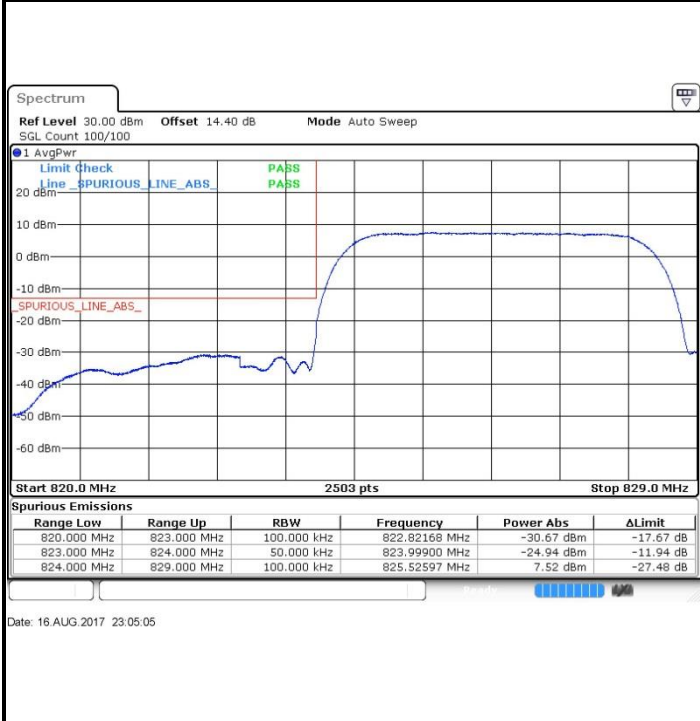
Date: 16 AUG.2017 20:14:37

Date: 16 AUG.2017 20:16:05

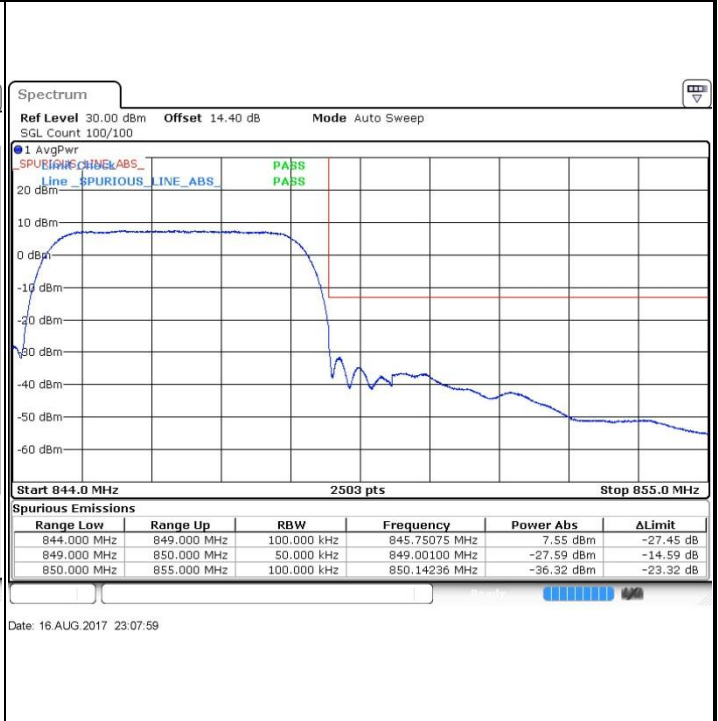


WCDMA Band V (RMC 12.2Kbps)

Lowest Band Edge

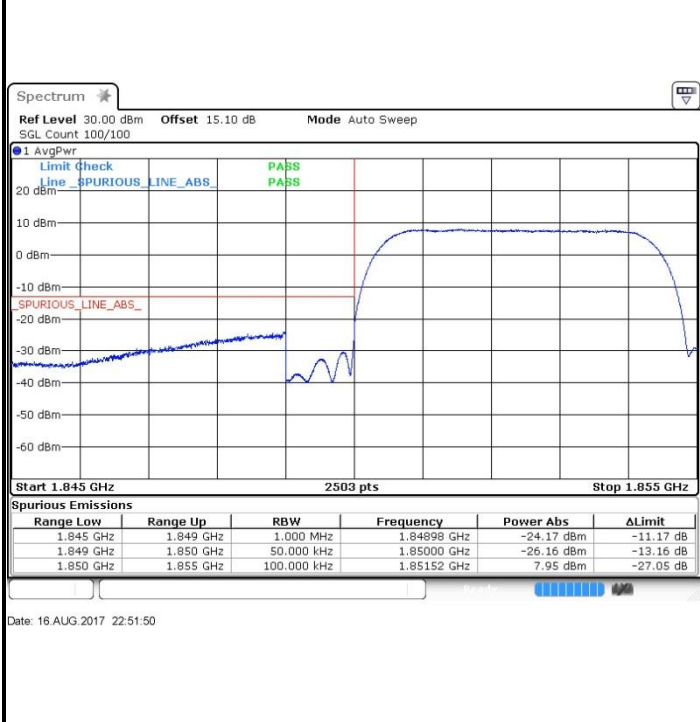


Highest Band Edge

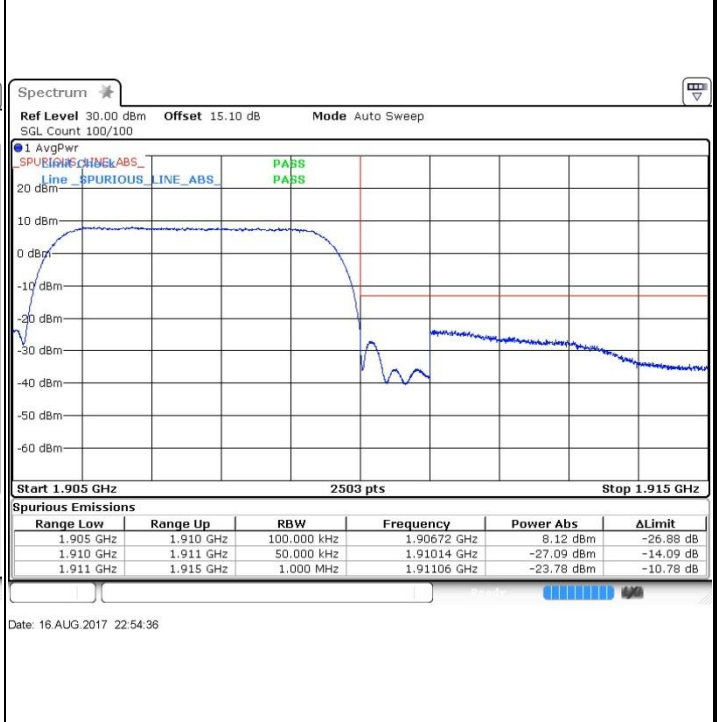


WCDMA Band II (RMC 12.2Kbps)

Lowest Band Edge



Highest Band Edge

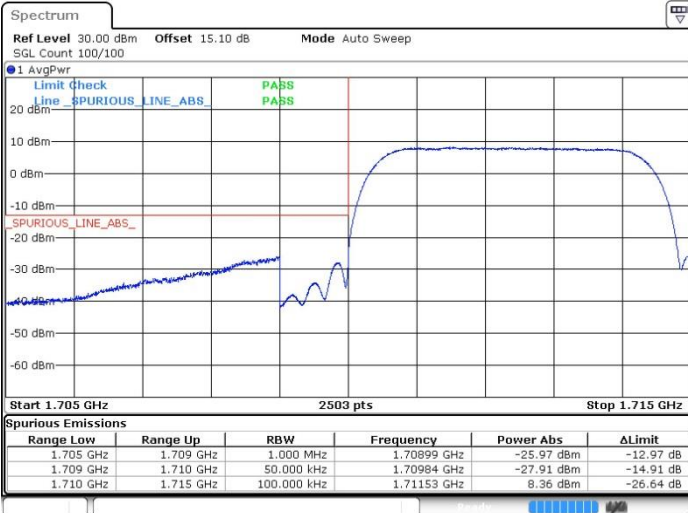




WCDMA Band IV (RMC 12.2Kbps)

Lowest Band Edge

Highest Band Edge



Date: 16 AUG 2017 21:25:15

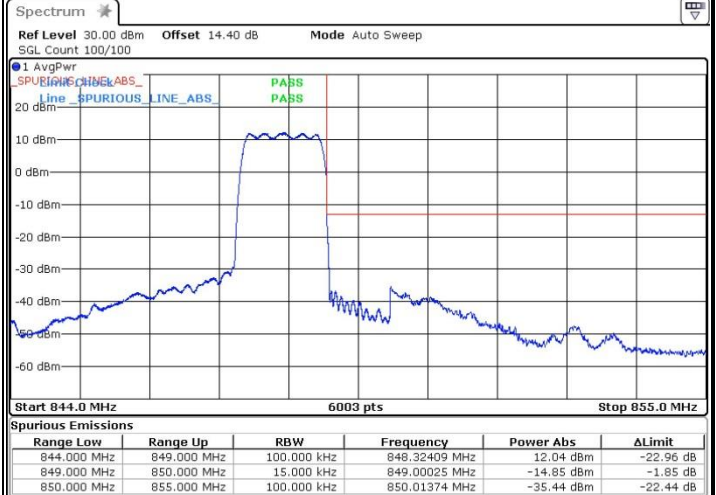
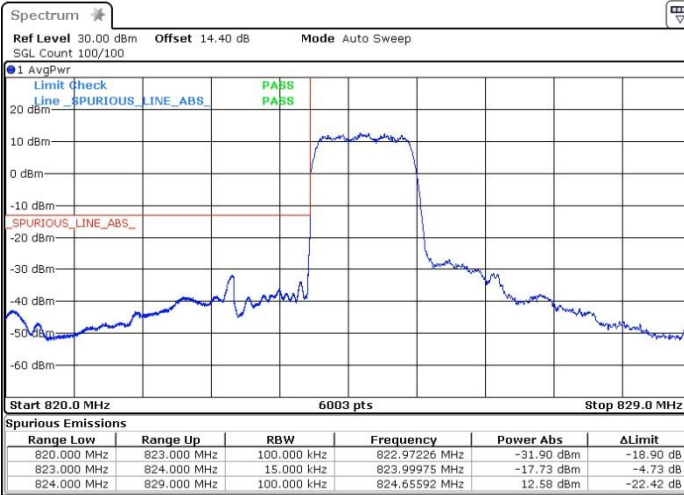
Date: 16 AUG 2017 21:28:04



CDMA BC0 (1xRTT)

Lowest Band Edge

Highest Band Edge



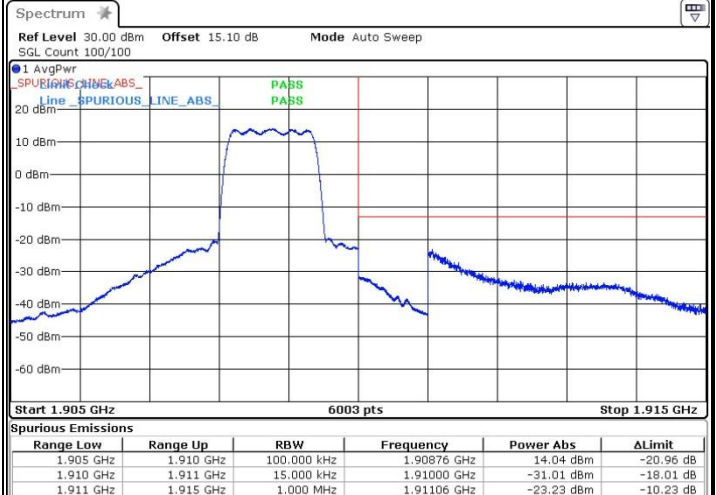
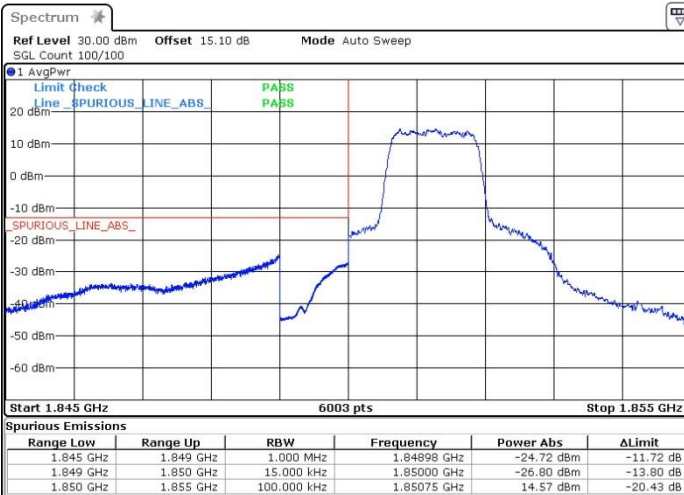
Date: 15.NOV.2017 09:38:33

Date: 15.NOV.2017 09:41:19

CDMA BC1 (1xRTT)

Lowest Band Edge

Highest Band Edge

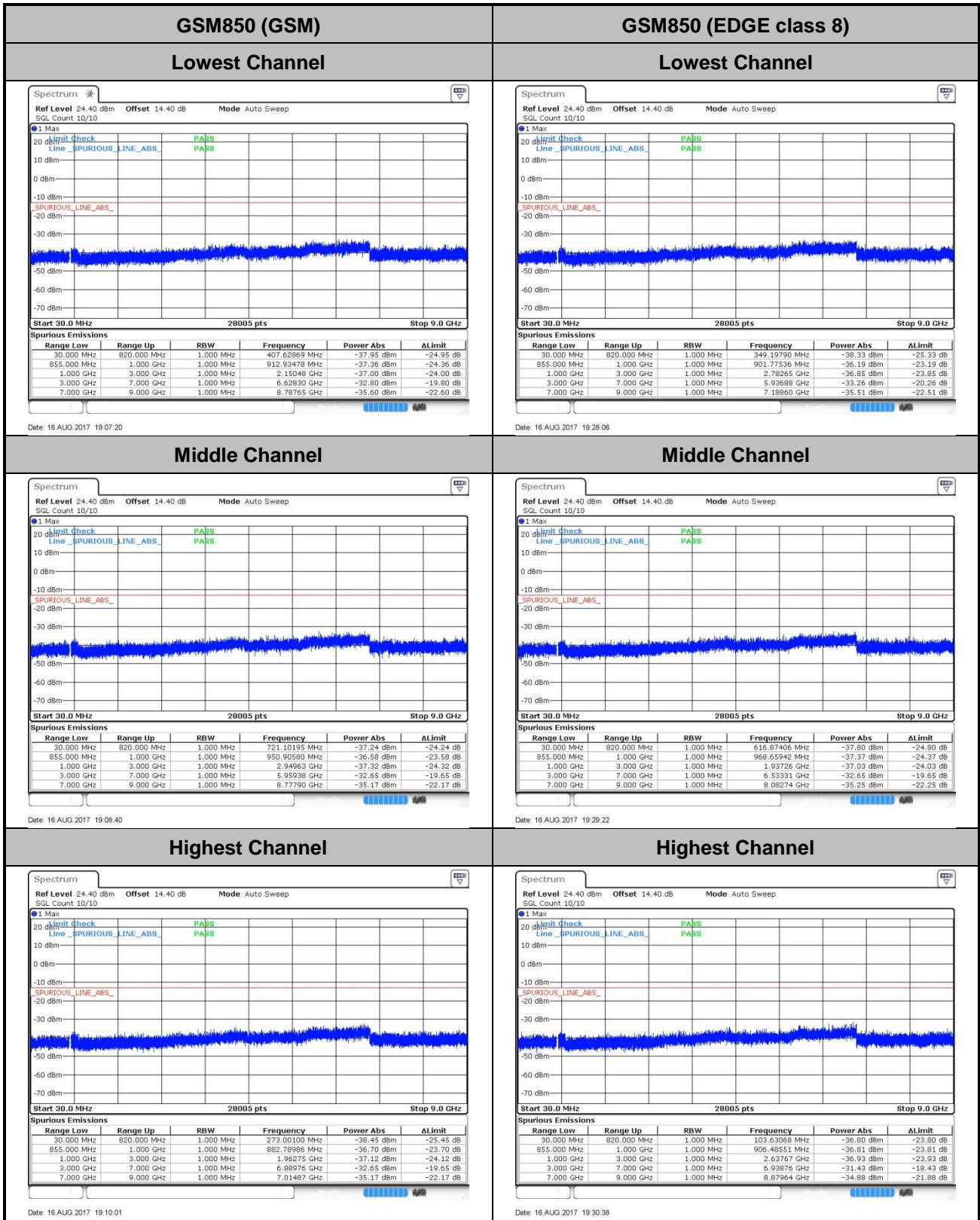


Date: 27.SEP.2017 11:47:36

Date: 27.SEP.2017 11:50:24



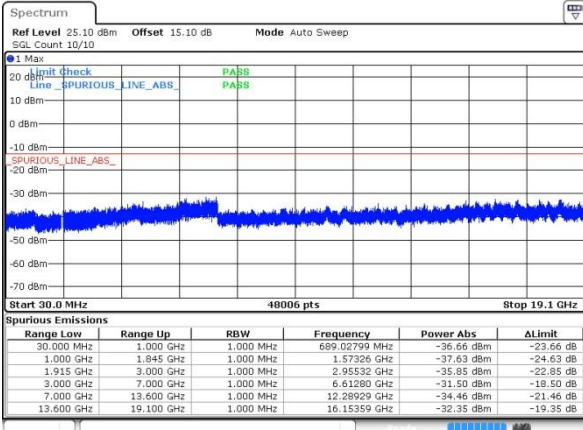
Conducted Spurious Emission





GSM1900 (GSM)

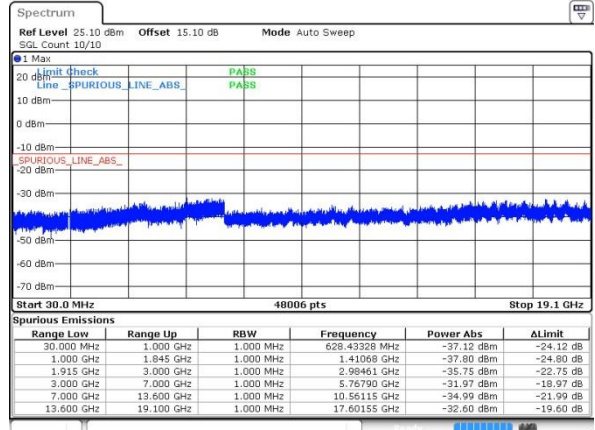
Lowest Channel



Date: 16 AUG 2017 19:49:06

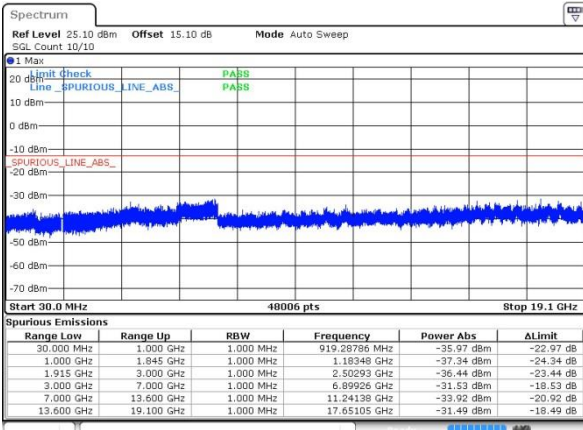
GSM1900 (EDGE class 8)

Lowest Channel



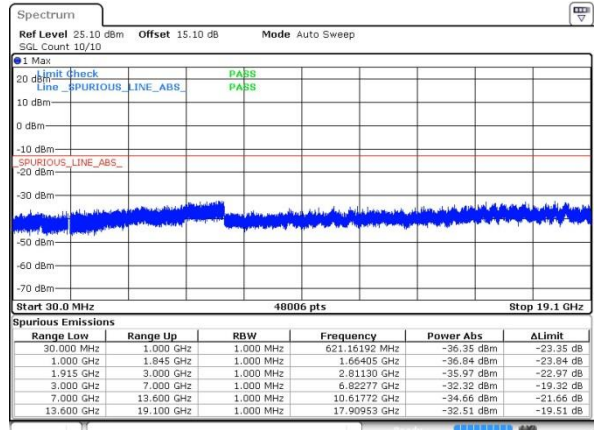
Date: 16 AUG 2017 20:17:49

Middle Channel



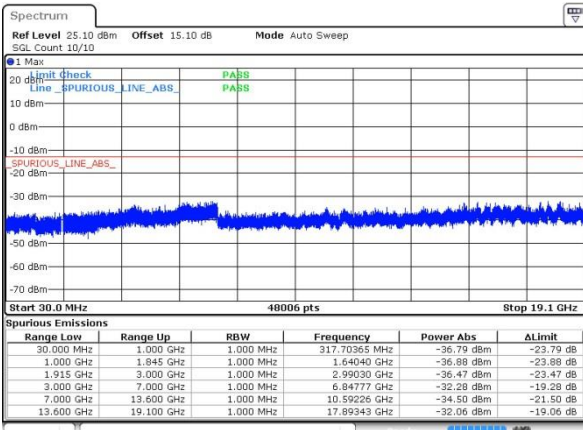
Date: 16 AUG 2017 19:50:26

Middle Channel



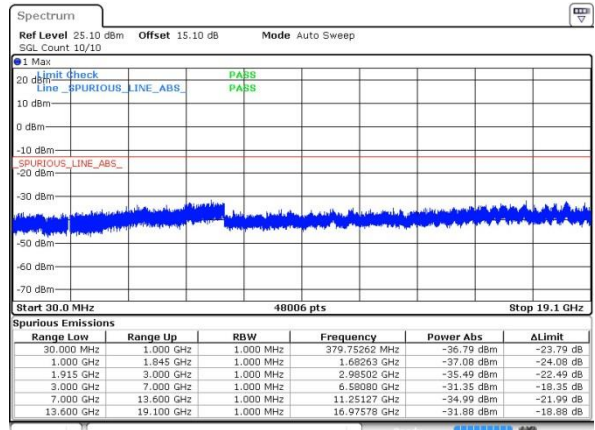
Date: 16 AUG 2017 20:19:08

Highest Channel



Date: 16 AUG 2017 19:51:43

Highest Channel

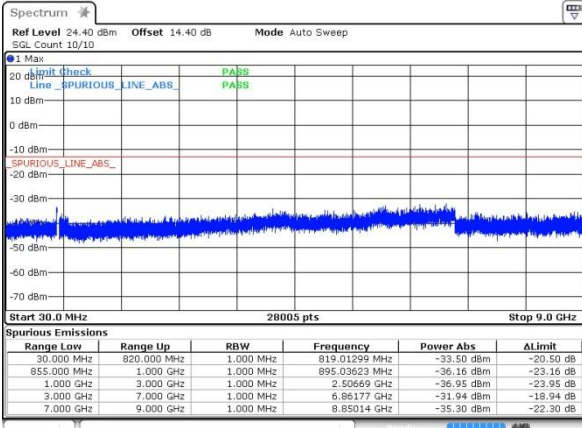


Date: 16 AUG 2017 20:20:25



WCDMA Band V (RMC 12.2Kbps)

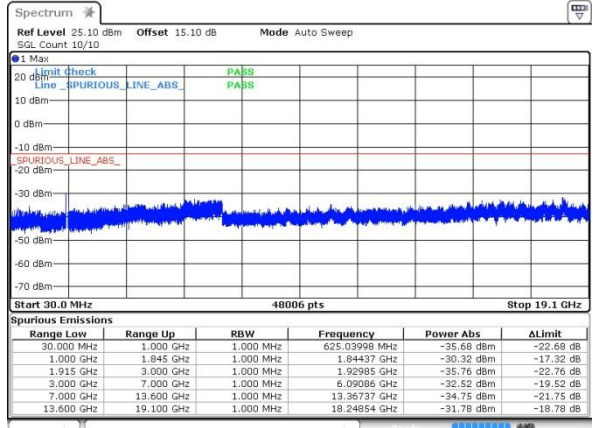
Lowest Channel



Date: 16 AUG 2017 23:13:05

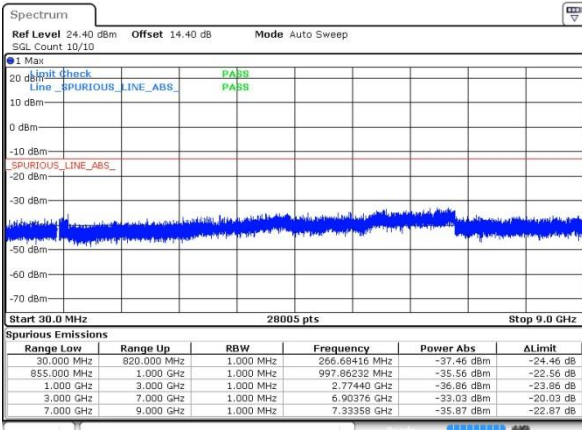
WCDMA Band II (RMC 12.2Kbps)

Lowest Channel



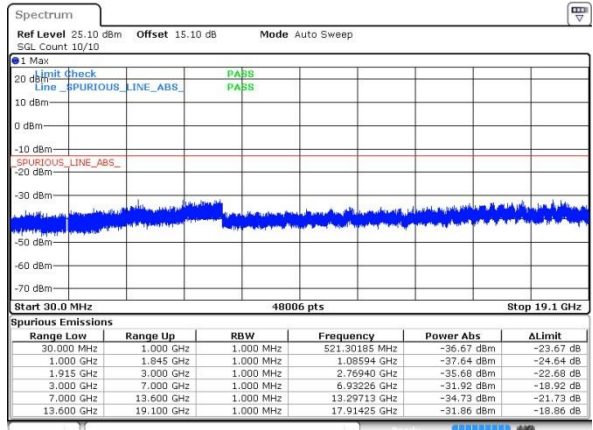
Date: 16 AUG 2017 21:07:41

Middle Channel



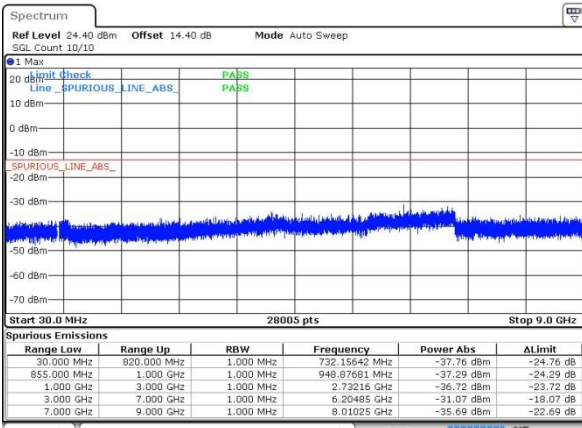
Date: 16 AUG 2017 23:14:23

Middle Channel



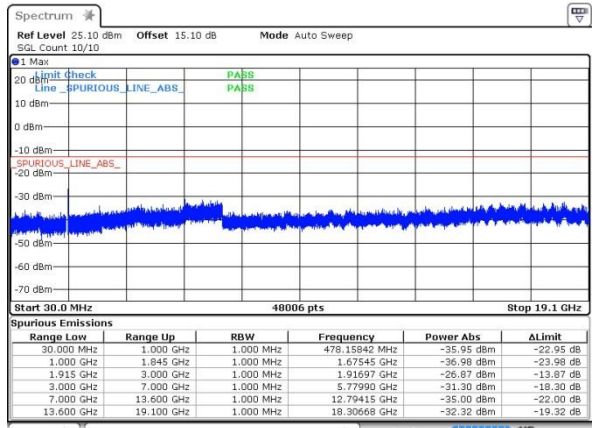
Date: 16 AUG 2017 21:09:00

Highest Channel



Date: 16 AUG 2017 23:15:40

Highest Channel

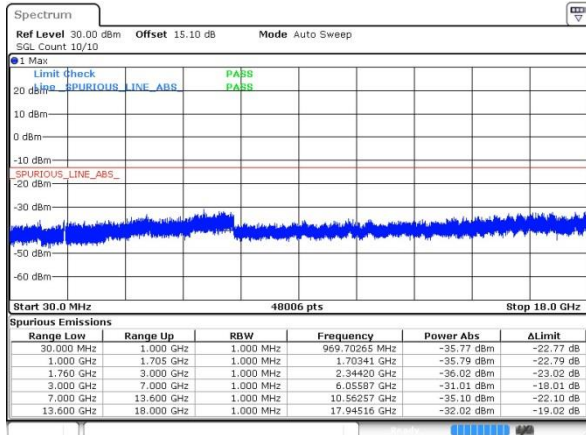


Date: 16 AUG 2017 21:10:19



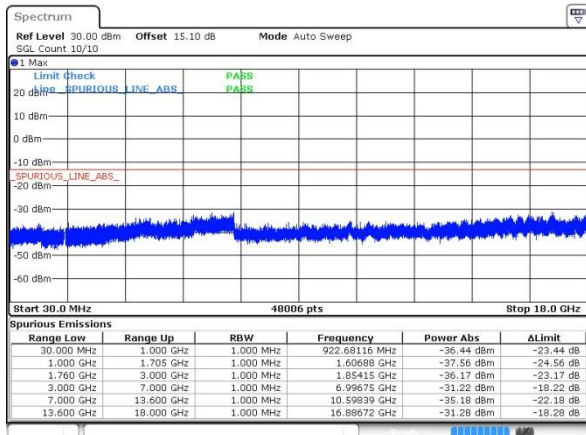
WCDMA Band IV (RMC 12.2Kbps)

Lowest Channel



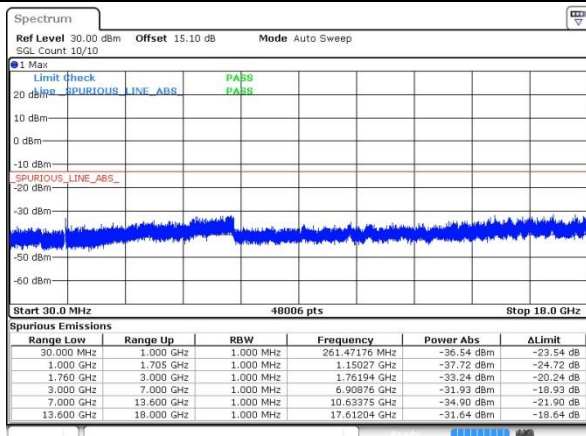
Date: 16 AUG 2017 22:44:51

Middle Channel



Date: 16 AUG 2017 22:48:12

Highest Channel

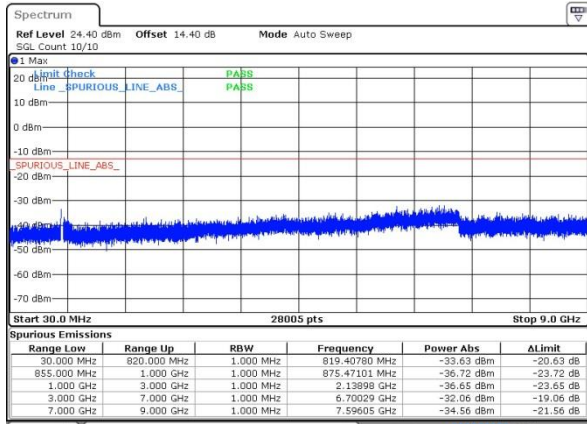


Date: 16 AUG 2017 22:47:32



CDMA BC0 (1xRTT)

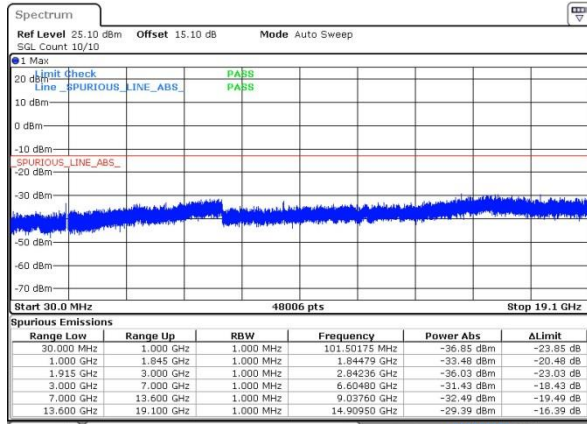
Lowest Channel



Date: 15 NOV 2017 09:42:48

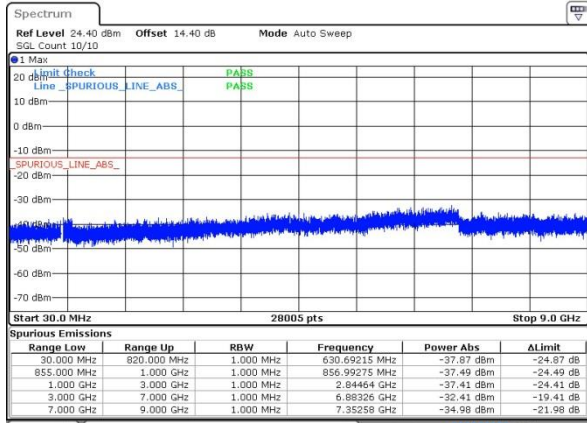
CDMA BC1 (1xRTT)

Lowest Channel



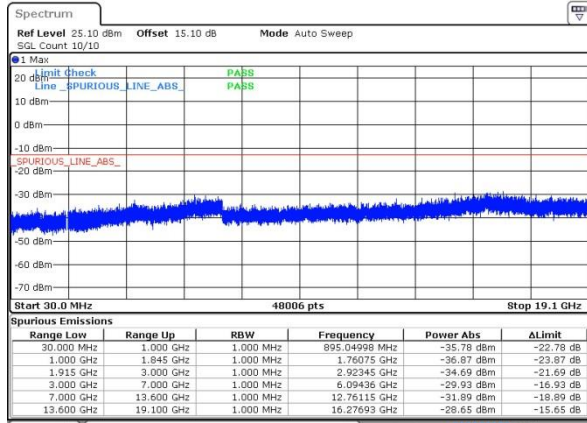
Date: 27 SEP 2017 11:59:28

Middle Channel



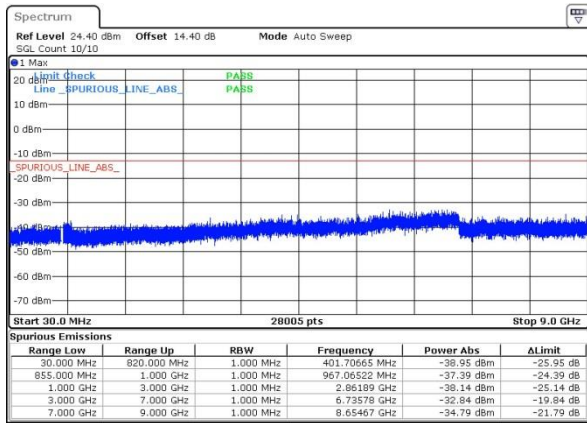
Date: 15 NOV 2017 09:44:08

Middle Channel



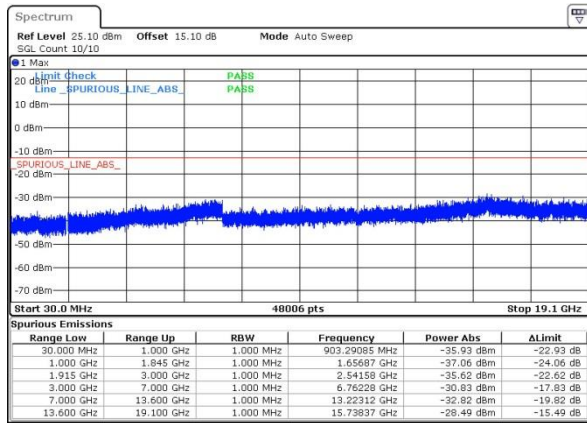
Date: 27 SEP 2017 12:00:45

Highest Channel



Date: 15 NOV 2017 09:45:32

Highest Channel



Date: 27 SEP 2017 12:32:04



Frequency Stability

Test Conditions	Middle Channel	GSM850 (GSM)	GSM850 (EDGE class 8)	Limit 2.5ppm
Temperature (°C)	Voltage (Volt)	Deviation (ppm)		Result
50	Normal Voltage	0.0036	0.0287	PASS
40	Normal Voltage	0.0024	0.0024	
30	Normal Voltage	0.0084	0.0359	
20(Ref.)	Normal Voltage	0.0000	0.0000	
10	Normal Voltage	0.0048	0.0191	
0	Normal Voltage	0.0048	0.0263	
-10	Normal Voltage	0.0072	0.0347	
-20	Normal Voltage	0.0012	0.0395	
-30	Normal Voltage	0.0036	0.0323	
20	Maximum Voltage	0.0000	0.0347	
20	Normal Voltage	0.0096	0.0311	
20	Battery End Point	0.0072	0.215	

Note: Normal Voltage = 3.7 V. ; Battery End Point (BEP) =3.5 V. ; Maximum Voltage =4.2 V



Test Conditions	Middle Channel	GSM1900 (GSM)	GSM1900 (EDGE class 8)	Limit Note 2.
Temperature (°C)	Voltage (Volt)	Deviation (ppm)		Result
50	Normal Voltage	0.0043	0.0181	PASS
40	Normal Voltage	0.0005	0.0191	
30	Normal Voltage	0.0191	0.0053	
20(Ref.)	Normal Voltage	0.0000	0.0000	
10	Normal Voltage	0.0027	0.0165	
0	Normal Voltage	0.0016	0.0027	
-10	Normal Voltage	0.0154	0.0197	
-20	Normal Voltage	0.0000	0.0021	
-30	Normal Voltage	0.0149	0.0218	
20	Maximum Voltage	0.0138	0.0181	
20	Normal Voltage	0.0128	0.0122	
20	Battery End Point	0.0048	0.0186	

Note:

1. Normal Voltage = 3.7 V. ; Battery End Point (BEP) =3.5 V. ; Maximum Voltage =4.2 V
2. The frequency fundamental emissions stay within the authorized frequency block based on the frequency deviation measured is small.



Test Conditions	Middle Channel	WCDMA Band V (RMC 12.2Kbps)	Limit 2.5ppm
Temperature (°C)	Voltage (Volt)	Deviation (ppm)	Result
50	Normal Voltage	0.0012	PASS
40	Normal Voltage	0.0191	
30	Normal Voltage	0.0179	
20(Ref.)	Normal Voltage	0.0000	
10	Normal Voltage	0.0060	
0	Normal Voltage	0.0239	
-10	Normal Voltage	0.0215	
-20	Normal Voltage	0.0036	
-30	Normal Voltage	0.0155	
20	Maximum Voltage	0.0048	
20	Normal Voltage	0.0203	
20	Battery End Point	0.0143	

Note: Normal Voltage = 3.7 V. ; Battery End Point (BEP) =3.5 V. ; Maximum Voltage =4.2 V



Test Conditions	Middle Channel	WCDMA Band II (RMC 12.2Kbps)	Limit Note 2.
Temperature (°C)	Voltage (Volt)	Deviation (ppm)	Result
50	Normal Voltage	0.0048	PASS
40	Normal Voltage	0.0037	
30	Normal Voltage	0.0032	
20(Ref.)	Normal Voltage	0.0000	
10	Normal Voltage	0.0011	
0	Normal Voltage	0.0043	
-10	Normal Voltage	0.0021	
-20	Normal Voltage	0.0064	
-30	Normal Voltage	0.0027	
20	Maximum Voltage	0.0053	
20	Normal Voltage	0.0032	
20	Battery End Point	0.0016	

Note:

1. Normal Voltage = 3.7 V. ; Battery End Point (BEP) =3.5 V. ; Maximum Voltage =4.2 V
2. The frequency fundamental emissions stay within the authorized frequency block based on the frequency deviation measured is small.



Test Conditions	Middle Channel	WCDMA Band IV (RMC 12.2Kbps)	Limit Note 2.
Temperature (°C)	Voltage (Volt)	Deviation (ppm)	Result
50	Normal Voltage	0.0121	PASS
40	Normal Voltage	0.0139	
30	Normal Voltage	0.0023	
20(Ref.)	Normal Voltage	0.0000	
10	Normal Voltage	0.0092	
0	Normal Voltage	0.0063	
-10	Normal Voltage	0.0029	
-20	Normal Voltage	0.0052	
-30	Normal Voltage	0.0017	
20	Maximum Voltage	0.0087	
20	Normal Voltage	0.0012	
20	Battery End Point	0.0081	

Note:

1. Normal Voltage = 3.7 V. ; Battery End Point (BEP) =3.5 V. ; Maximum Voltage =4.2 V
2. The frequency fundamental emissions stay within the authorized frequency block based on the frequency deviation measured is small.



Test Conditions	Middle Channel	CDMA BC0 (1xRTT)	Limit 2.5ppm
Temperature (°C)	Voltage (Volt)	Deviation (ppm)	Result
50	Normal Voltage	0.0036	PASS
40	Normal Voltage	0.0251	
30	Normal Voltage	0.0227	
20(Ref.)	Normal Voltage	0.0000	
10	Normal Voltage	0.0084	
0	Normal Voltage	0.0215	
-10	Normal Voltage	0.0335	
-20	Normal Voltage	0.0120	
-30	Normal Voltage	0.0299	
20	Maximum Voltage	0.0012	
20	Normal Voltage	0.0060	
20	Battery End Point	0.263	

Note: Normal Voltage = 3.7 V. ; Battery End Point (BEP) =3.5 V. ; Maximum Voltage =4.2 V

Test Conditions	Middle Channel	CDMA BC1 (1xRTT)	Limit Note 2.
Temperature (°C)	Voltage (Volt)	Deviation (ppm)	Result
50	Normal Voltage	0.0101	PASS
40	Normal Voltage	0.0027	
30	Normal Voltage	0.0069	
20(Ref.)	Normal Voltage	0.0000	
10	Normal Voltage	0.0053	
0	Normal Voltage	0.0112	
-10	Normal Voltage	0.0021	
-20	Normal Voltage	0.0005	
-30	Normal Voltage	0.0085	
20	Maximum Voltage	0.0122	
20	Normal Voltage	0.0011	
20	Battery End Point	0.0059	

Note:

1. Normal Voltage = 3.7V. ; Battery End Point (BEP) = 3.5 V. ; Maximum Voltage =4.2 V
2. The frequency fundamental emissions stay within the authorized frequency block based on the frequency deviation measured is small.



Appendix B. Test Results of Radiated Test

Radiated Spurious Emission

GSM850 (GSM)									
Channel	Frequency (MHz)	ERP (dBm)	Limit (dBm)	Over Limit (dB)	SPA Reading (dBm)	S.G. Power (dBm)	TX Cable loss (dB)	TX Antenna Gain (dBi)	Polarization (H/V)
Low	1648	-49.51	-13	-36.51	-50.29	-51.37	1.19	5.20	H
	2472	-63.55	-13	-50.55	-66.54	-65.77	1.53	5.90	H
	3297	-67.56	-13	-54.56	-71.51	-70.35	1.76	6.70	H
	1648	-55.47	-13	-42.47	-53.33	-57.33	1.19	5.20	V
	2472	-64.10	-13	-51.10	-66.08	-66.32	1.53	5.90	V
	3297	-69.00	-13	-56.00	-72.32	-71.79	1.76	6.70	V
Middle	1672	-48.02	-13	-35.02	-49.03	-49.88	1.19	5.20	H
	2508	-61.97	-13	-48.97	-64.96	-64.19	1.53	5.90	H
	3345	-67.68	-13	-54.68	-71.63	-70.47	1.76	6.70	H
	1672	-54.21	-13	-41.21	-52.44	-56.07	1.19	5.20	V
	2510	-66.35	-13	-53.35	-68.33	-68.57	1.53	5.90	V
	3345	-68.82	-13	-55.82	-72.14	-71.61	1.76	6.70	V
High	1698	-50.21	-13	-37.21	-50.78	-52.07	1.19	5.20	H
	2546	-61.35	-13	-48.35	-64.34	-63.57	1.53	5.90	H
	3396	-66.49	-13	-53.49	-70.44	-69.28	1.76	6.70	H
	1698	-55.21	-13	-42.21	-53.02	-57.07	1.19	5.20	V
	2546	-63.32	-13	-50.32	-65.3	-65.54	1.53	5.90	V
	3396	-69.04	-13	-56.04	-72.36	-71.83	1.76	6.70	V

Remark: Spurious emissions within 30-1000MHz were found more than 20dB below limit line.



EDGE 850 (GSM)									
Channel	Frequency (MHz)	ERP (dBm)	Limit (dBm)	Over Limit (dB)	SPA Reading (dBm)	S.G. Power (dBm)	TX Cable loss (dB)	TX Antenna Gain (dBi)	Polarization (H/V)
Low	1648	-51.13	-13	-38.13	-51.22	-52.99	1.19	5.20	H
	2472	-63.69	-13	-50.69	-66.68	-65.91	1.53	5.90	H
	3297	-67.59	-13	-54.59	-71.54	-70.38	1.76	6.70	H
	1648	-55.64	-13	-42.64	-53.54	-57.50	1.19	5.20	V
	2472	-63.58	-13	-50.58	-65.56	-65.80	1.53	5.90	V
	3297	-68.16	-13	-55.16	-71.48	-70.95	1.76	6.70	V
Middle	1672	-51.37	-13	-38.37	-51.48	-53.23	1.19	5.20	H
	2510	-65.28	-13	-52.28	-68.27	-67.50	1.53	5.90	H
	3345	-67.63	-13	-54.63	-71.58	-70.42	1.76	6.70	H
	1672	-56.72	-13	-43.72	-54.68	-58.58	1.19	5.20	V
	2510	-66.12	-13	-53.12	-68.1	-68.34	1.53	5.90	V
	3345	-67.64	-13	-54.64	-70.96	-70.43	1.76	6.70	V
High	1698	-51.21	-13	-38.21	-51.31	-53.07	1.19	5.20	H
	2546	-61.13	-13	-48.13	-64.12	-63.35	1.53	5.90	H
	3396	-67.32	-13	-54.32	-71.27	-70.11	1.76	6.70	H
	1698	-56.76	-13	-43.76	-54.72	-58.62	1.19	5.20	V
	2546	-64.62	-13	-51.62	-66.6	-66.84	1.53	5.90	V
	3396	-68.45	-13	-55.45	-71.77	-71.24	1.76	6.70	V

Remark: Spurious emissions within 30-1000MHz were found more than 20dB below limit line.



GSM1900 (GSM)									
Channel	Frequency (MHz)	EIRP (dBm)	Limit (dBm)	Over Limit (dB)	SPA Reading (dBm)	S.G. Power (dBm)	TX Cable loss (dB)	TX Antenna Gain (dBi)	Polarization (H/V)
Low	3699	-69.14	-13	-56.14	-72.65	-74.13	1.88	6.87	H
	5550	-65.38	-13	-52.38	-73.57	-72.68	2.38	9.68	H
	7401	-63.04	-13	-50.04	-75.07	-72.11	2.74	11.81	H
	3699	-69.17	-13	-56.17	-72.96	-74.16	1.88	6.87	V
	5550	-63.73	-13	-50.73	-72.3	-71.03	2.38	9.68	V
	7401	-64.17	-13	-51.17	-74.88	-73.24	2.74	11.81	V
Middle	3759	-69.65	-13	-56.65	-73.16	-74.64	1.88	6.87	H
	5640	-66.14	-13	-53.14	-74.33	-73.44	2.38	9.68	H
	7521	-63.52	-13	-50.52	-75.55	-72.59	2.74	11.81	H
	3759	-69.78	-13	-56.78	-73.57	-74.77	1.88	6.87	V
	5640	-65.39	-13	-52.39	-73.96	-72.69	2.38	9.68	V
	7521	-65.35	-13	-52.35	-76.06	-74.42	2.74	11.81	V
High	3819	-69.63	-13	-56.63	-73.14	-74.62	1.88	6.87	H
	5730	-66.32	-13	-53.32	-74.51	-73.62	2.38	9.68	H
	7638	-63.24	-13	-50.24	-75.27	-72.31	2.74	11.81	H
	3819	-69.54	-13	-56.54	-73.33	-74.53	1.88	6.87	V
	5730	-65.78	-13	-52.78	-74.35	-73.08	2.38	9.68	V
	7638	-64.85	-13	-51.85	-75.56	-73.92	2.74	11.81	V

Remark: Spurious emissions within 30-1000MHz were found more than 20dB below limit line.



EDGE1900 (GSM)									
Channel	Frequency (MHz)	EIRP (dBm)	Limit (dBm)	Over Limit (dB)	SPA Reading (dBm)	S.G. Power (dBm)	TX Cable loss (dB)	TX Antenna Gain (dBi)	Polarization (H/V)
Low	3699	-69.14	-13	-56.14	-72.65	-74.13	1.88	6.87	H
	5550	-65.38	-13	-52.38	-73.57	-72.68	2.38	9.68	H
	7401	-63.04	-13	-50.04	-75.07	-72.11	2.74	11.81	H
	3699	-69.17	-13	-56.17	-72.96	-74.16	1.88	6.87	V
	5550	-63.73	-13	-50.73	-72.3	-71.03	2.38	9.68	V
	7401	-64.17	-13	-51.17	-74.88	-73.24	2.74	11.81	V
Middle	3759	-68.77	-13	-55.77	-72.28	-73.76	1.88	6.87	H
	5640	-65.80	-13	-52.80	-73.99	-73.10	2.38	9.68	H
	7521	-63.39	-13	-50.39	-75.42	-72.46	2.74	11.81	H
	3759	-69.71	-13	-56.71	-73.5	-74.70	1.88	6.87	V
	5640	-64.96	-13	-51.96	-73.53	-72.26	2.38	9.68	V
	7521	-64.92	-13	-51.92	-75.63	-73.99	2.74	11.81	V
High	3819	-69.63	-13	-56.63	-73.14	-74.62	1.88	6.87	H
	5730	-66.32	-13	-53.32	-74.51	-73.62	2.38	9.68	H
	7638	-63.24	-13	-50.24	-75.27	-72.31	2.74	11.81	H
	3819	-69.54	-13	-56.54	-73.33	-74.53	1.88	6.87	V
	5730	-65.78	-13	-52.78	-74.35	-73.08	2.38	9.68	V
	7638	-64.85	-13	-51.85	-75.56	-73.92	2.74	11.81	V

Remark: Spurious emissions within 30-1000MHz were found more than 20dB below limit line.



WCDMA Band II (RMC 12.2Kbps)									
Channel	Frequency (MHz)	EIRP (dBm)	Limit (dBm)	Over Limit (dB)	SPA Reading (dBm)	S.G. Power (dBm)	TX Cable loss (dB)	TX Antenna Gain (dBi)	Polarization (H/V)
Low	3705	-69.31	-13	-56.31	-72.82	-74.30	1.88	6.87	H
	5557	-65.91	-13	-52.91	-74.10	-73.21	2.38	9.68	H
	7410	-62.80	-13	-49.80	-74.83	-71.87	2.74	11.81	H
	3705	-69.30	-13	-56.30	-73.09	-74.29	1.88	6.87	V
	5557	-66.32	-13	-53.32	-74.89	-73.62	2.38	9.68	V
	7410	-64.54	-13	-51.54	-75.25	-73.61	2.74	11.81	V
Middle	3759	-69.38	-13	-56.38	-72.89	-74.37	1.88	6.87	H
	5640	-66.82	-13	-53.82	-75.01	-74.12	2.38	9.68	H
	7521	-63.38	-13	-50.38	-75.41	-72.45	2.74	11.81	H
	3759	-69.66	-13	-56.66	-73.45	-74.65	1.88	6.87	V
	5640	-66.22	-13	-53.22	-74.79	-73.52	2.38	9.68	V
	7521	-65.17	-13	-52.17	-75.88	-74.24	2.74	11.81	V
High	3816	-69.67	-13	-56.67	-73.18	-74.66	1.88	6.87	H
	5723	-66.03	-13	-53.03	-74.22	-73.33	2.38	9.68	H
	7629	-63.65	-13	-50.65	-75.68	-72.72	2.74	11.81	H
	3816	-69.74	-13	-56.74	-73.53	-74.73	1.88	6.87	V
	5723	-65.87	-13	-52.87	-74.44	-73.17	2.38	9.68	V
	7629	-64.76	-13	-51.76	-75.47	-73.83	2.74	11.81	V

Remark: Spurious emissions within 30-1000MHz were found more than 20dB below limit line.



WCDMA Band IV(RMC 12.2Kbps)									
Channel	Frequency (MHz)	EIRP (dBm)	Limit (dBm)	Over Limit (dB)	SPA Reading (dBm)	S.G. Power (dBm)	TX Cable loss (dB)	TX Antenna Gain (dBi)	Polarization (H/V)
Low	3426	-62.76	-13	-49.76	-71.04	-67.90	1.81	6.95	H
	5136	-59.00	-13	-46.00	-73.56	-66.07	2.23	9.30	H
	6849	-55.38	-13	-42.38	-74.73	-63.66	2.60	10.88	H
	3426	-65.56	-13	-52.56	-71.36	-70.70	1.81	6.95	V
	5136	-59.37	-13	-46.37	-73.67	-66.44	2.23	9.30	V
	6849	-55.84	-13	-42.84	-74.38	-64.12	2.6	10.88	V
Middle	3465	-62.45	-13	-49.45	-70.73	-67.59	1.81	6.95	H
	5199	-57.22	-13	-44.22	-71.78	-64.29	2.23	9.30	H
	6930	-55.24	-13	-42.24	-74.59	-63.52	2.60	10.88	H
	3465	-65.10	-13	-52.10	-70.9	-70.24	1.81	6.95	V
	5199	-57.01	-13	-44.01	-71.31	-64.08	2.23	9.30	V
	6930	-55.97	-13	-42.97	-74.51	-64.25	2.6	10.88	V
High	3504	-63.51	-13	-50.51	-71.79	-68.65	1.81	6.95	H
	5259	-59.21	-13	-46.21	-73.77	-66.28	2.23	9.30	H
	7011	-55.17	-13	-42.17	-74.52	-63.45	2.60	10.88	H
	3504	-65.28	-13	-52.28	-71.08	-70.42	1.81	6.95	V
	5259	-59.60	-13	-46.60	-73.9	-66.67	2.23	9.30	V
	7011	-56.24	-13	-43.24	-74.78	-64.52	2.6	10.88	V

Remark: Spurious emissions within 30-1000MHz were found more than 20dB below limit line.



WCDMA Band V (RMC 12.2Kbps)									
Channel	Frequency (MHz)	ERP (dBm)	Limit (dBm)	Over Limit (dB)	SPA Reading (dBm)	S.G. Power (dBm)	TX Cable loss (dB)	TX Antenna Gain (dBi)	Polarization (H/V)
Low	1652	-67.74	-13	-54.74	-66.37	-69.60	1.19	5.20	H
	2480	-65.12	-13	-52.12	-68.11	-67.34	1.53	5.90	H
	3306	-67.74	-13	-54.74	-71.69	-70.53	1.76	6.70	H
	1652	-67.53	-13	-54.53	-65.49	-69.39	1.19	5.20	V
	2480	-66.06	-13	-53.06	-68.04	-68.28	1.53	5.90	V
	3306	-67.70	-13	-54.70	-71.02	-70.49	1.76	6.70	V
Middle	1672	-67.23	-13	-54.23	-65.86	-69.09	1.19	5.20	H
	2510	-65.42	-13	-52.42	-68.41	-67.64	1.53	5.90	H
	3345	-67.99	-13	-54.99	-71.94	-70.78	1.76	6.70	H
	1672	-68.02	-13	-55.02	-65.98	-69.88	1.19	5.20	V
	2510	-66.51	-13	-53.51	-68.49	-68.73	1.53	5.90	V
	3345	-69.15	-13	-56.15	-72.47	-71.94	1.76	6.70	V
High	1694	-65.60	-13	-52.60	-64.23	-67.46	1.19	5.20	H
	2540	-65.16	-13	-52.16	-68.15	-67.38	1.53	5.90	H
	3387	-67.22	-13	-54.22	-71.17	-70.01	1.76	6.70	H
	1694	-66.80	-13	-53.80	-64.76	-68.66	1.19	5.20	V
	2540	-66.81	-13	-53.81	-68.79	-69.03	1.53	5.90	V
	3387	-68.72	-13	-55.72	-72.04	-71.51	1.76	6.70	V

Remark: Spurious emissions within 30-1000MHz were found more than 20dB below limit line.



CDMA BC0 (1xRTT)									
Channel	Frequency (MHz)	ERP (dBm)	Limit (dBm)	Over Limit (dB)	SPA Reading (dBm)	S.G. Power (dBm)	TX Cable loss (dB)	TX Antenna Gain (dBi)	Polarization (H/V)
Low	1648	-46.85	-13	-33.85	-57.57	-53.13	0.41	8.83	H
	2472	-56.31	-13	-43.31	-71.43	-64.42	0.51	10.76	H
	3298	-59.40	-13	-46.40	-75.66	-68.43	0.59	11.77	H
	1648	-46.36	-13	-33.36	-57.07	-52.64	0.41	8.83	V
	2472	-53.18	-13	-40.18	-67.72	-61.29	0.51	10.76	V
	3298	-59.07	-13	-46.07	-75.76	-68.10	0.59	11.77	V
Middle	1672	-48.44	-13	-35.44	-59.27	-54.80	0.41	8.92	H
	2512	-55.09	-13	-42.09	-70.19	-63.23	0.51	10.80	H
	3346	-59.54	-13	-46.54	-75.72	-68.74	0.60	11.95	H
	1672	-45.67	-13	-32.67	-56.52	-52.03	0.41	8.92	V
	2512	-55.93	-13	-42.93	-70.36	-64.07	0.51	10.80	V
	3346	-59.51	-13	-46.51	-76.1	-68.71	0.60	11.95	V
High	1696	-50.46	-13	-37.46	-61.36	-56.90	0.41	9.01	H
	2544	-57.88	-13	-44.88	-72.97	-66.01	0.51	10.79	H
	3393	-59.51	-13	-46.51	-75.62	-68.87	0.60	12.11	H
	1696	-46.73	-13	-33.73	-57.67	-53.17	0.41	9.01	V
	2544	-58.28	-13	-45.28	-72.75	-66.41	0.51	10.79	V
	3393	-59.22	-13	-46.22	-75.73	-68.58	0.60	12.11	V

Remark: Spurious emissions within 30-1000MHz were found more than 20dB below limit line.



CDMA BC1 (1xRTT)									
Channel	Frequency (MHz)	EIRP (dBm)	Limit (dBm)	Over Limit (dB)	SPA Reading (dBm)	S.G. Power (dBm)	TX Cable loss (dB)	TX Antenna Gain (dBi)	Polarization (H/V)
Low	3700	-56.35	-13	-43.35	-75.26	-68.10	0.63	12.38	H
	5555	-53.62	-13	-40.62	-74.62	-64.96	0.81	12.16	H
	7403	-52.21	-13	-39.21	-76.39	-61.33	0.99	10.11	H
	3700	-55.36	-13	-42.36	-74.97	-67.11	0.63	12.38	V
	5555	-50.40	-13	-37.40	-72.07	-61.74	0.81	12.16	V
	7403	-51.75	-13	-38.75	-75.93	-60.87	0.99	10.11	V
Middle	3760	-56.13	-13	-43.13	-75.07	-67.84	0.64	12.34	H
	5639	-50.32	-13	-37.32	-71.2	-61.73	0.83	12.24	H
	7522	-51.56	-13	-38.56	-75.81	-60.57	0.99	10.00	H
	3763	-55.27	-13	-42.27	-75.04	-66.97	0.64	12.34	V
	5639	-46.03	-13	-33.03	-67.8	-57.44	0.83	12.24	V
	7522	-51.49	-13	-38.49	-75.74	-60.50	0.99	10.00	V
High	3819	-56.10	-13	-43.10	-75.1	-67.76	0.65	12.31	H
	5730	-49.45	-13	-36.45	-70.38	-60.96	0.82	12.33	H
	7634	-51.47	-13	-38.47	-76.02	-61.01	0.98	10.52	H
	3819	-55.11	-13	-42.11	-74.96	-66.77	0.65	12.31	V
	5730	-46.60	-13	-33.60	-68.62	-58.11	0.82	12.33	V
	7634	-51.59	-13	-38.59	-76	-61.13	0.98	10.52	V

Remark: Spurious emissions within 30-1000MHz were found more than 20dB below limit line.