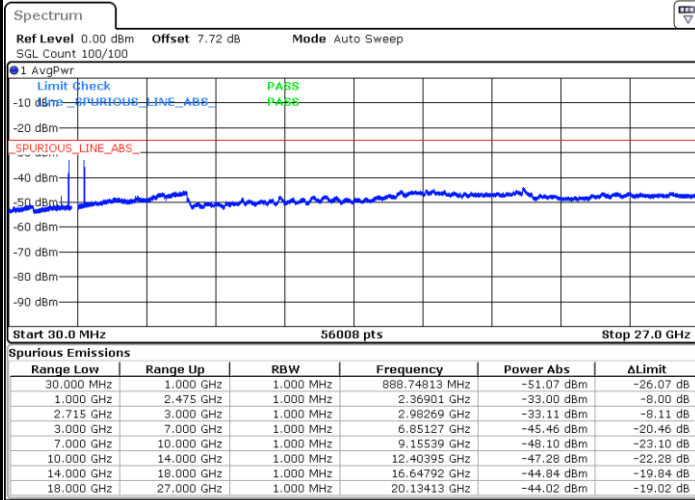




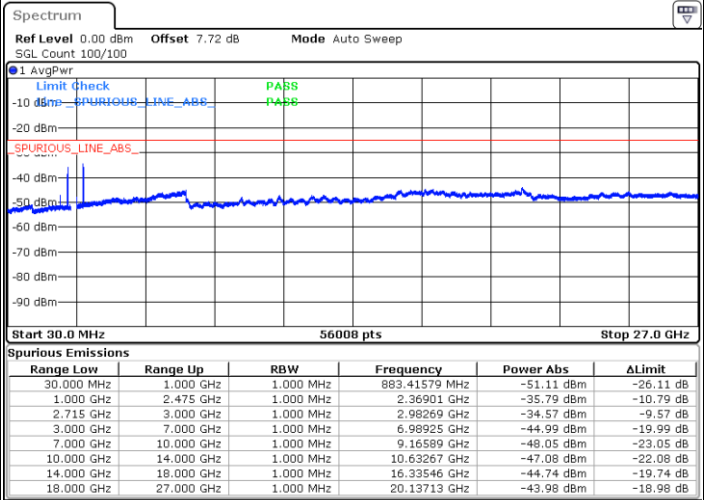
LTE Band 41 / 15MHz

Highest Channel / QPSK



Date: 18.AUG.2017 22:18:25

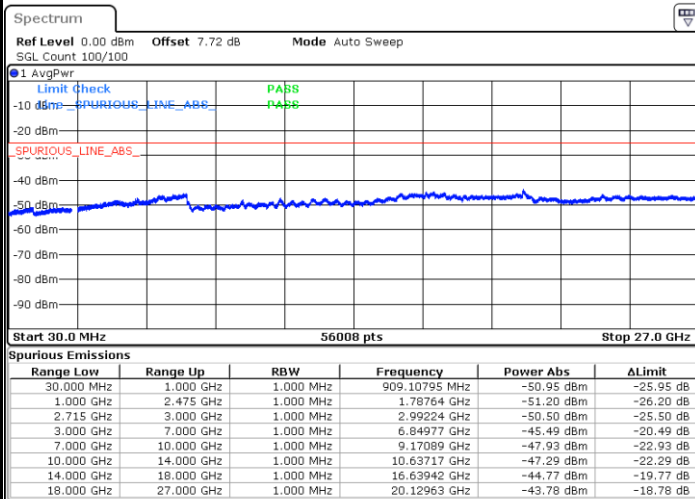
Highest Channel / 16QAM



Date: 18.AUG.2017 22:19:17

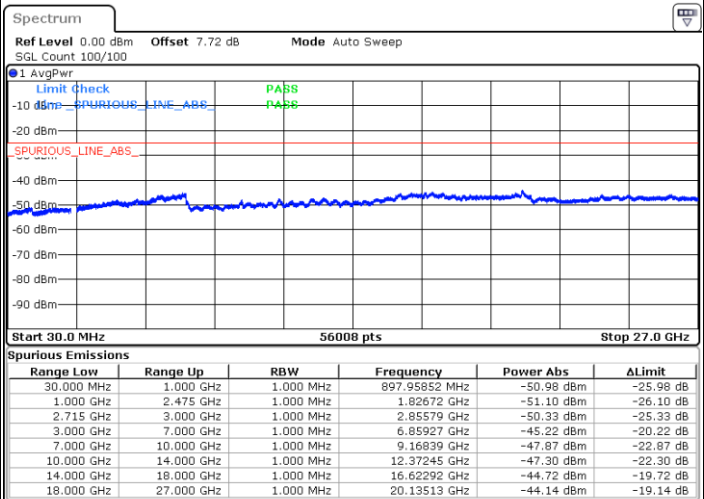
LTE Band 41 / 20MHz

Lowest Channel / QPSK



Date: 18.AUG.2017 22:25:53

Lowest Channel / 16QAM



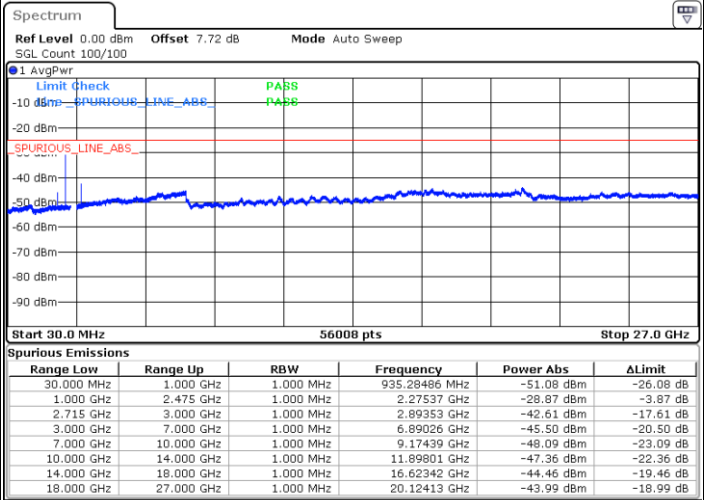
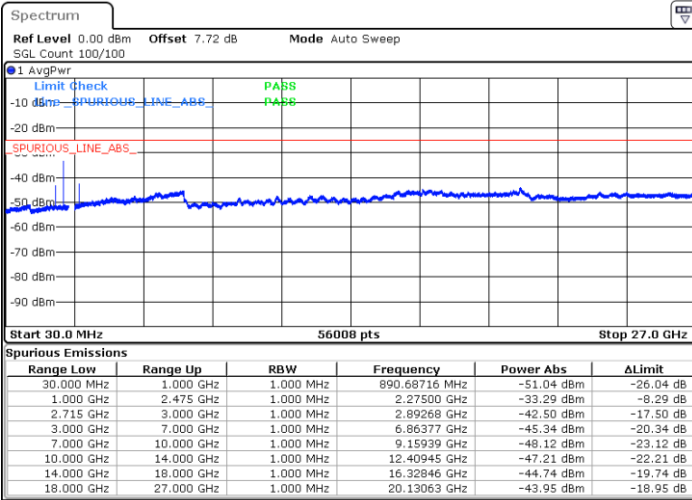
Date: 18.AUG.2017 22:24:58



LTE Band 41 / 20MHz

Middle Channel / QPSK

Middle Channel / 16QAM

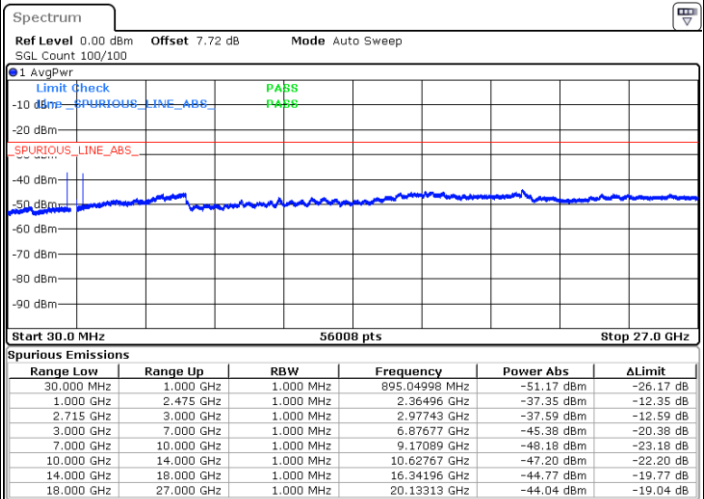
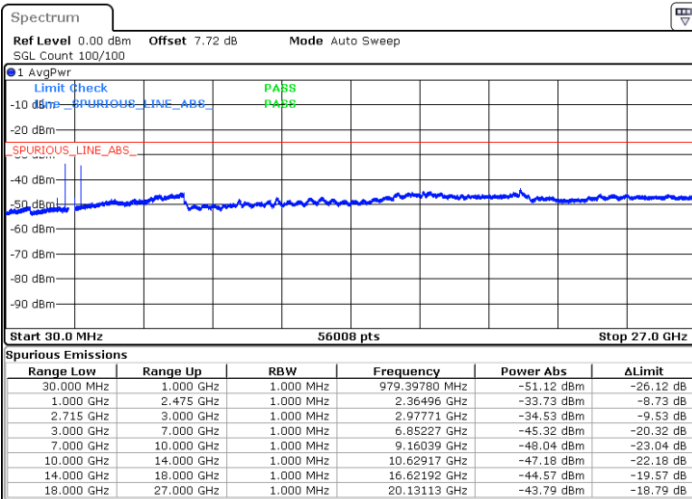


Date: 18.AUG.2017 22:26:50

Date: 18.AUG.2017 22:28:05

Highest Channel / QPSK

Highest Channel / 16QAM



Date: 18.AUG.2017 22:32:16

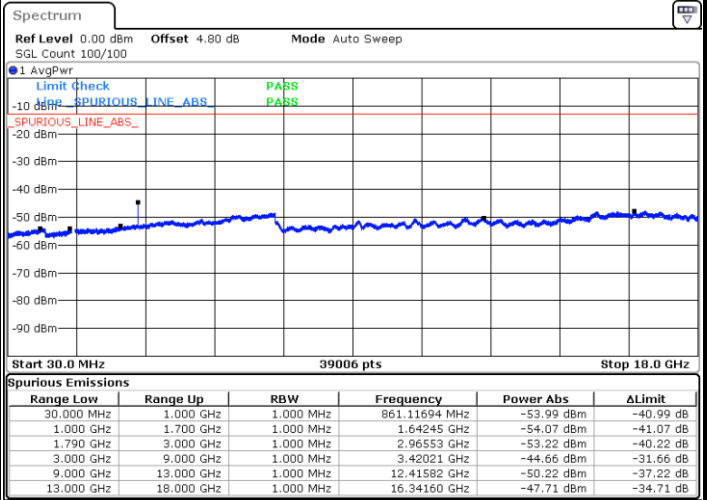
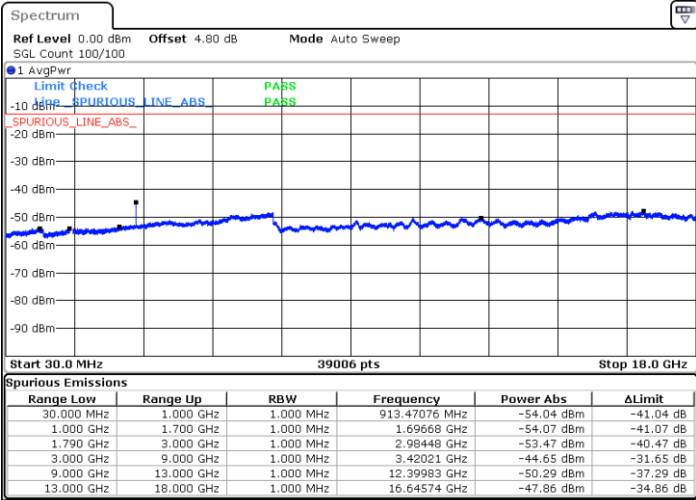
Date: 18.AUG.2017 22:31:15



LTE Band 66 / 1.4MHz

Lowest Channel / QPSK

Lowest Channel / 16QAM

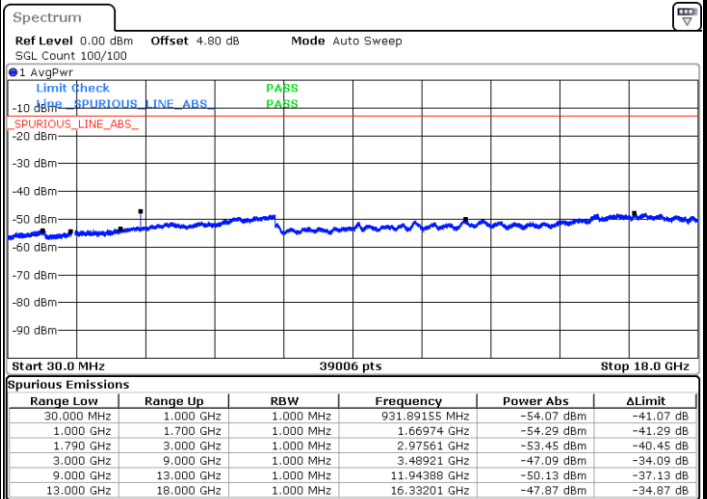
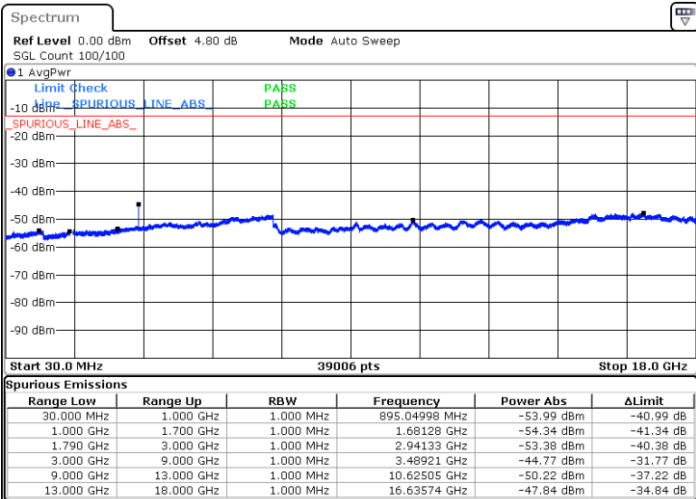


Date: 21 AUG.2017 09:42:35

Date: 21 AUG.2017 09:43:37

Middle Channel / QPSK

Middle Channel / 16QAM



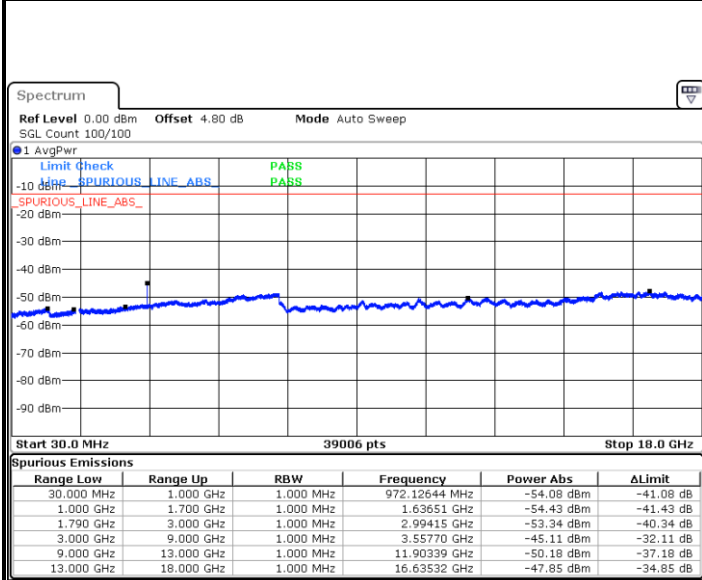
Date: 21 AUG.2017 09:40:56

Date: 21 AUG.2017 09:39:30



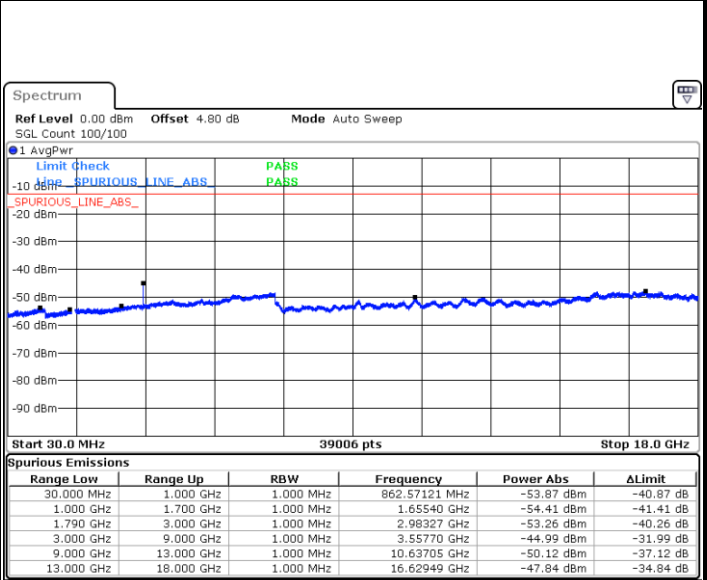
LTE Band 66 / 1.4MHz

Highest Channel / QPSK



Date: 21 AUG 2017 10:17:31

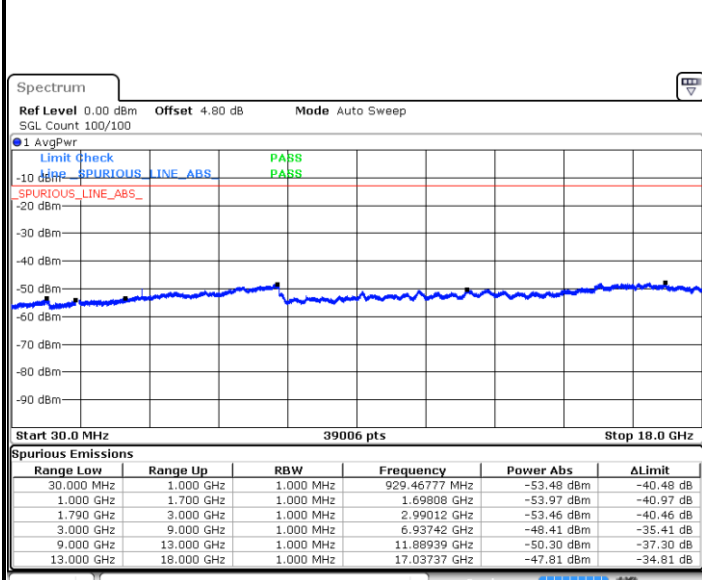
Highest Channel / 16QAM



Date: 21 AUG 2017 10:19:44

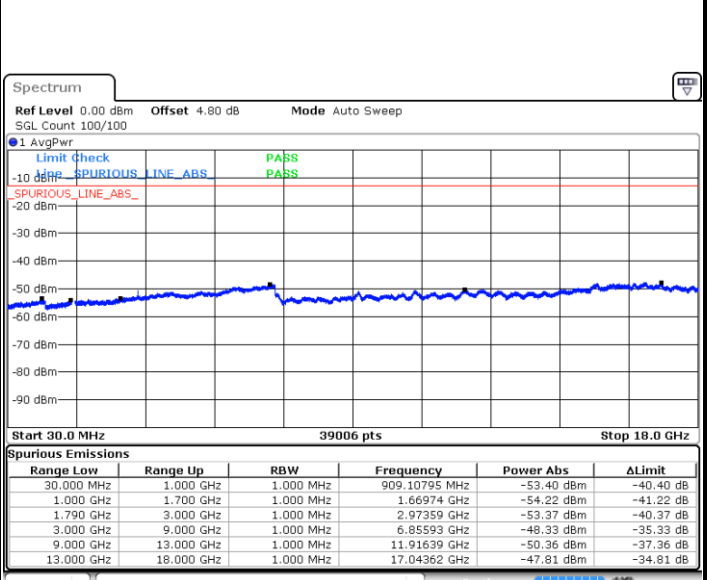
LTE Band 66 / 3MHz

Lowest Channel / QPSK



Date: 21 AUG 2017 10:29:52

Lowest Channel / 16QAM



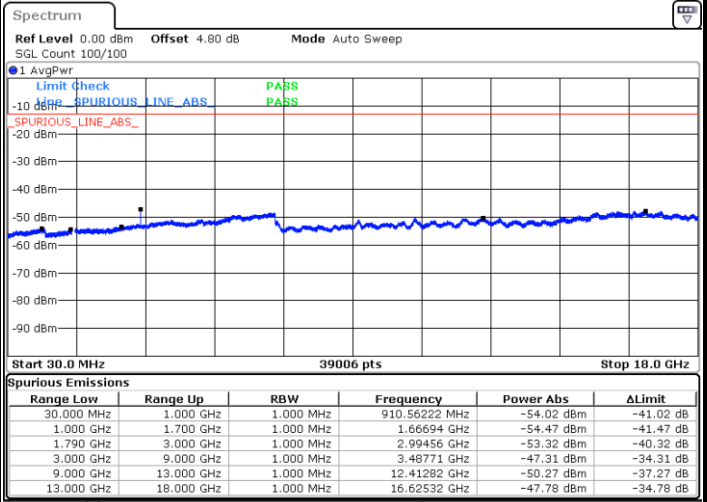
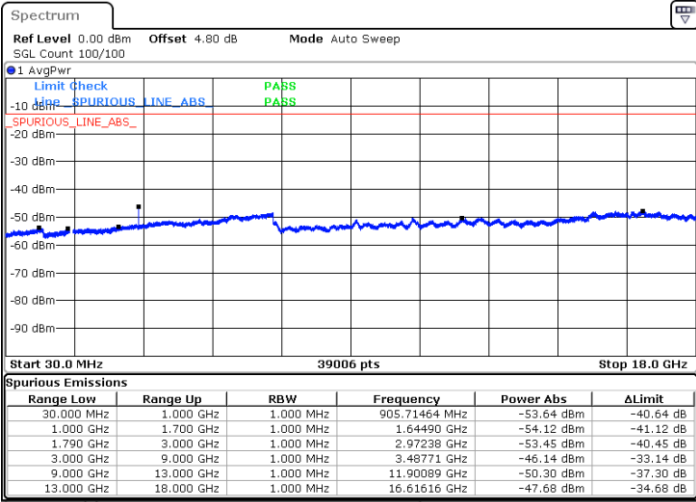
Date: 21 AUG 2017 10:29:09



LTE Band 66 / 3MHz

Middle Channel / QPSK

Middle Channel / 16QAM

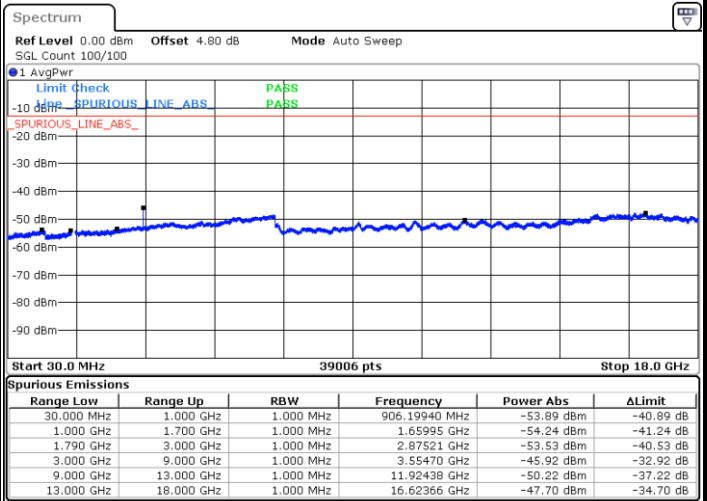
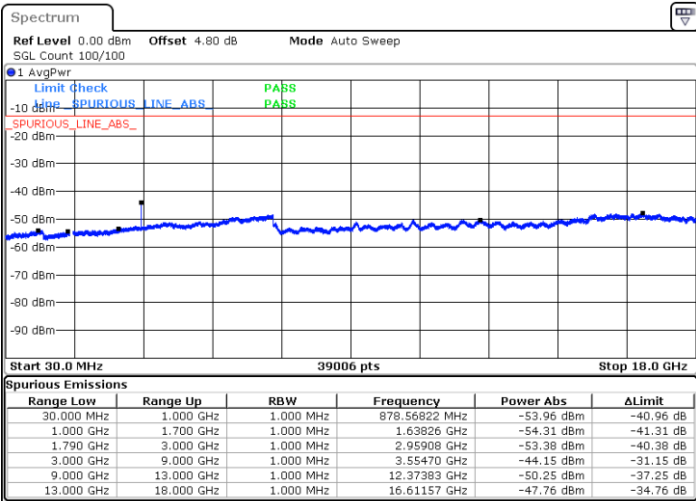


Date: 21 AUG 2017 10:36:20

Date: 21 AUG 2017 10:38:22

Highest Channel / QPSK

Highest Channel / 16QAM



Date: 21 AUG 2017 10:59:29

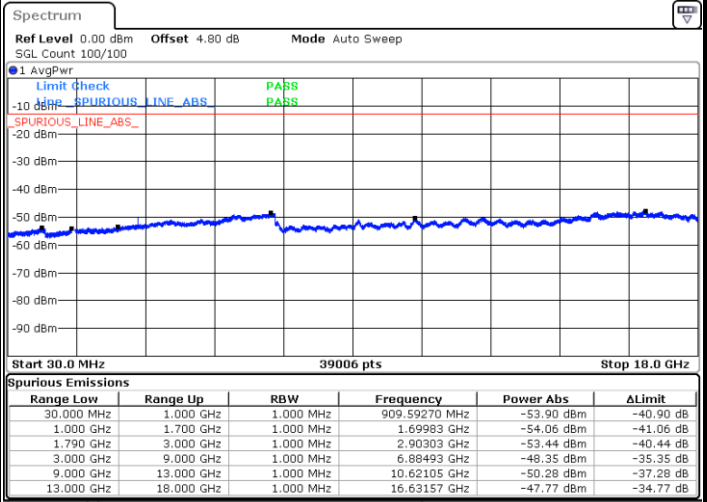
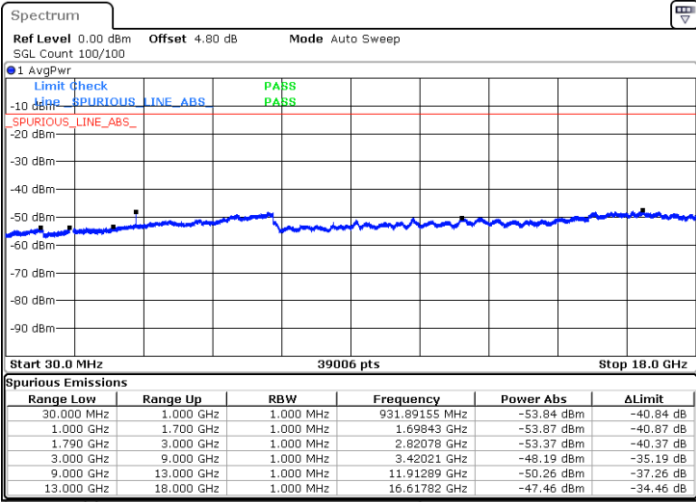
Date: 21 AUG 2017 10:58:44



LTE Band 66 / 5MHz

Lowest Channel / QPSK

Lowest Channel / 16QAM

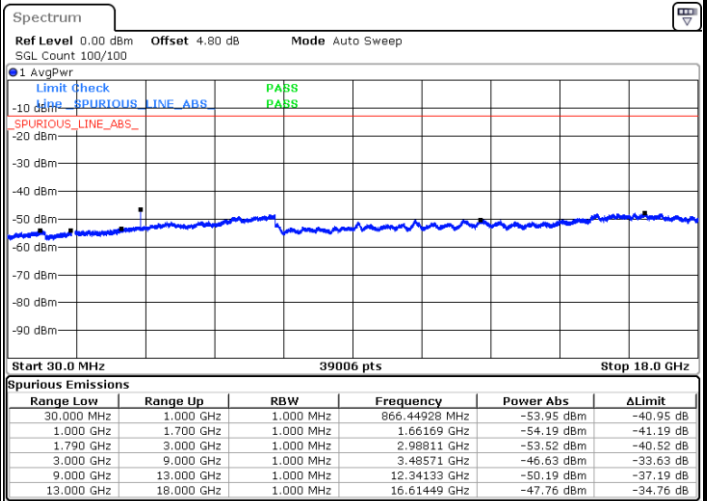
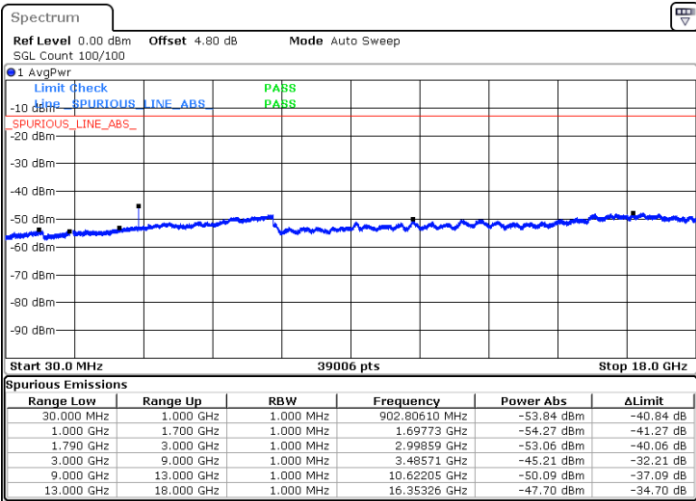


Date: 21.AUG.2017 11:11:38

Date: 21.AUG.2017 11:09:37

Middle Channel / QPSK

Middle Channel / 16QAM



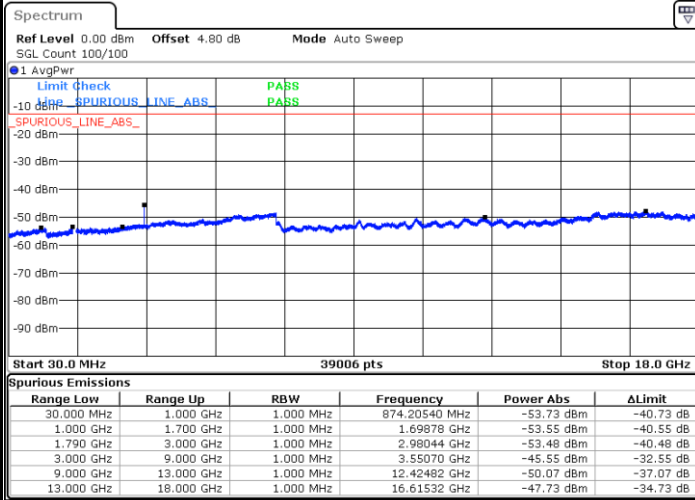
Date: 21.AUG.2017 11:32:05

Date: 21.AUG.2017 11:15:49



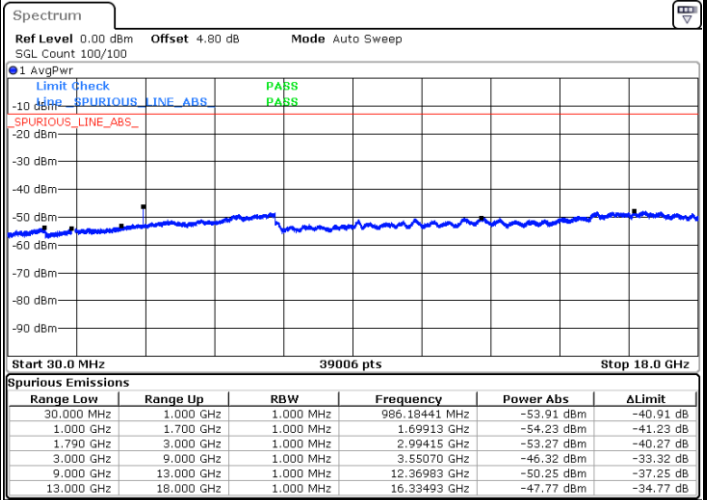
LTE Band 66 / 5MHz

Highest Channel / QPSK



Date: 21 AUG 2017 11:39:52

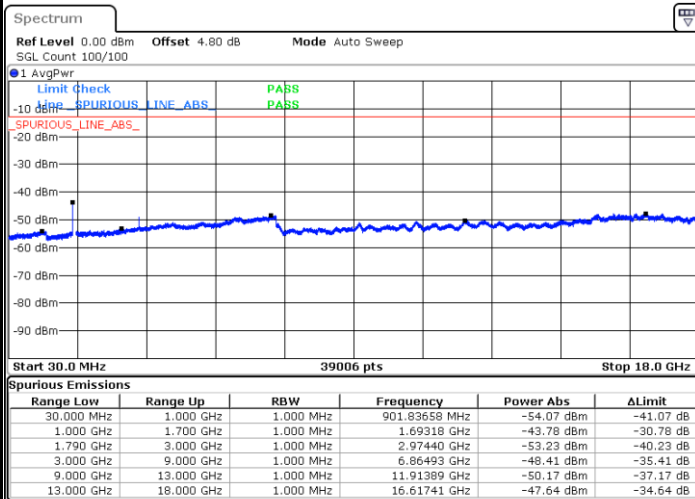
Highest Channel / 16QAM



Date: 21 AUG 2017 11:38:40

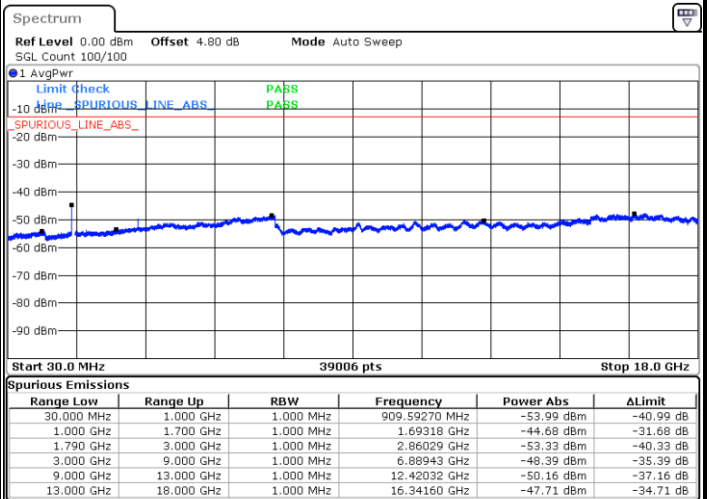
LTE Band 66 / 10MHz

Lowest Channel / QPSK



Date: 21 AUG 2017 11:49:11

Lowest Channel / 16QAM



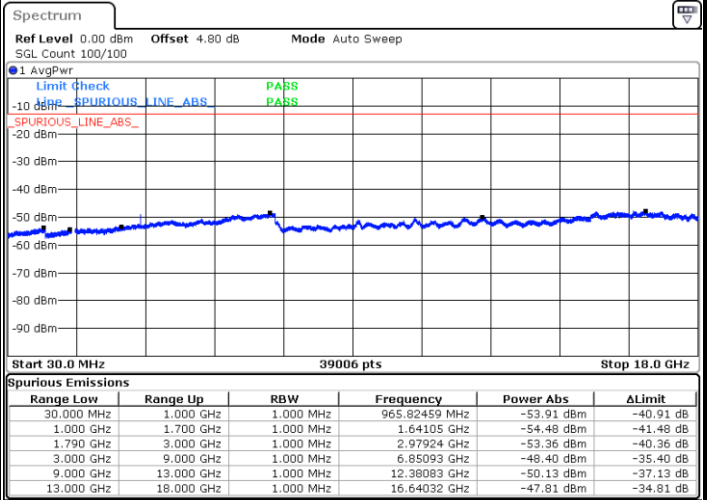
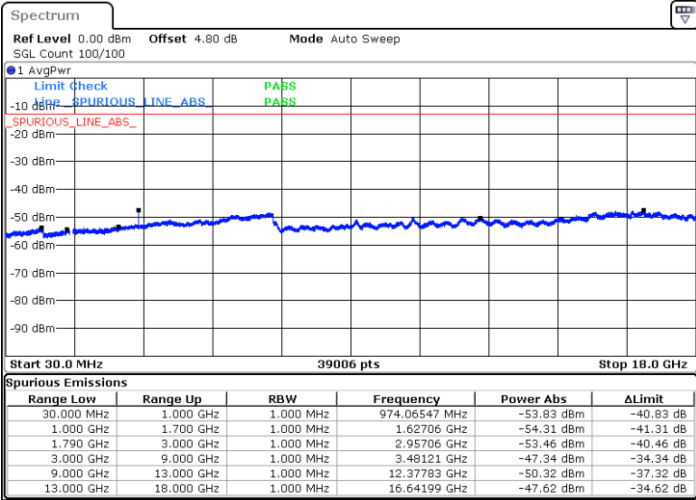
Date: 21 AUG 2017 11:47:59



LTE Band 66 / 10MHz

Middle Channel / QPSK

Middle Channel / 16QAM

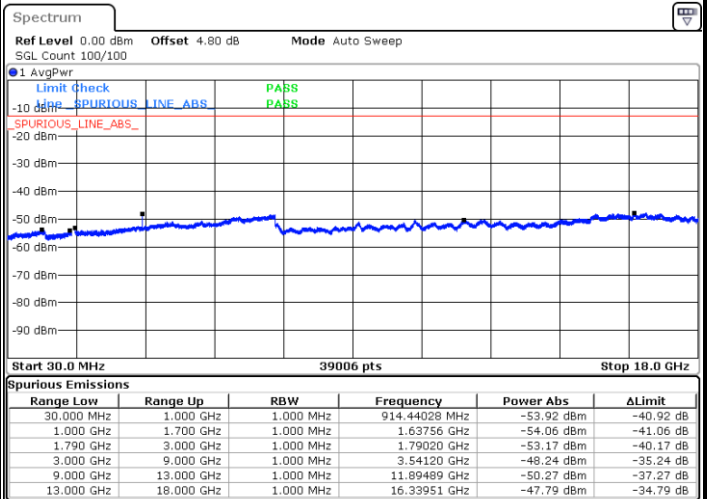
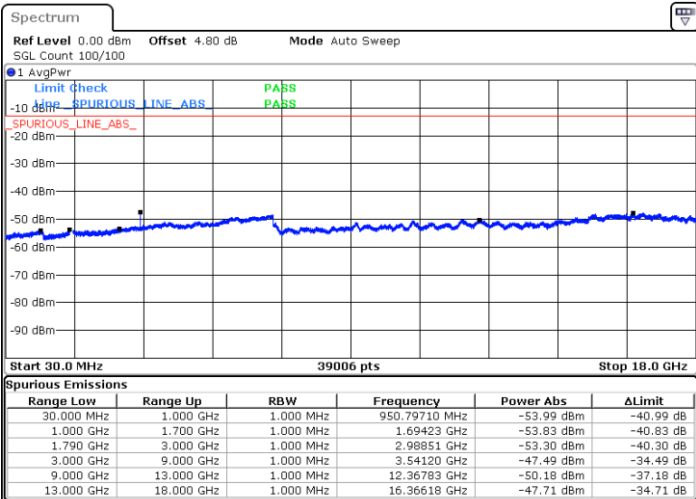


Date: 21 AUG. 2017 11:53:48

Date: 21 AUG. 2017 11:53:01

Highest Channel / QPSK

Highest Channel / 16QAM



Date: 21 AUG. 2017 12:01:39

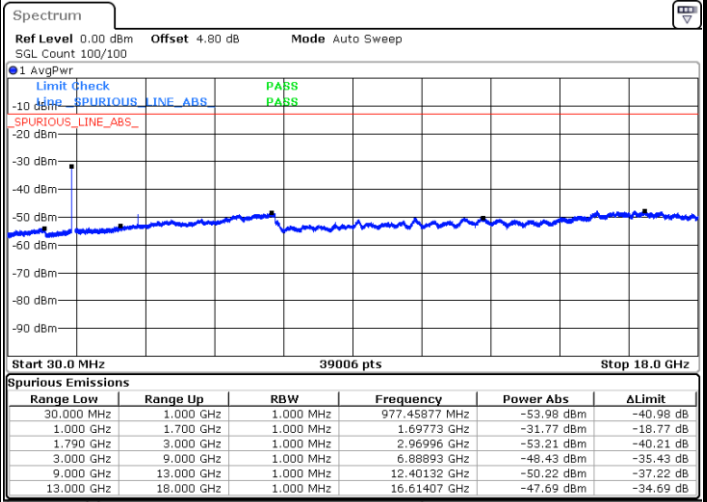
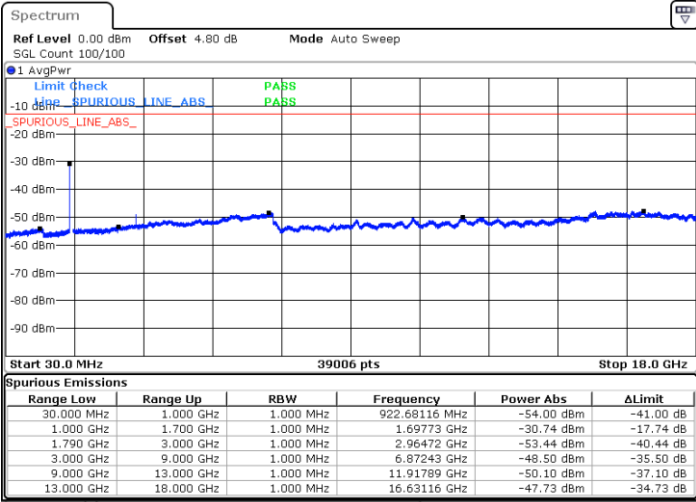
Date: 21 AUG. 2017 12:00:38



LTE Band 66 / 15MHz

Lowest Channel / QPSK

Lowest Channel / 16QAM

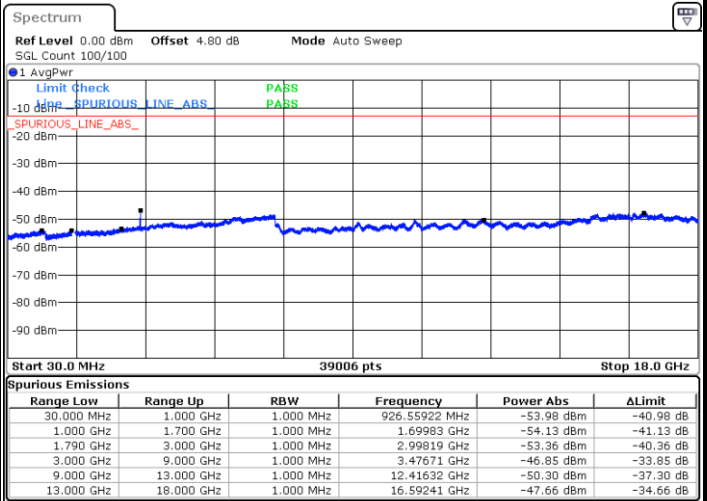
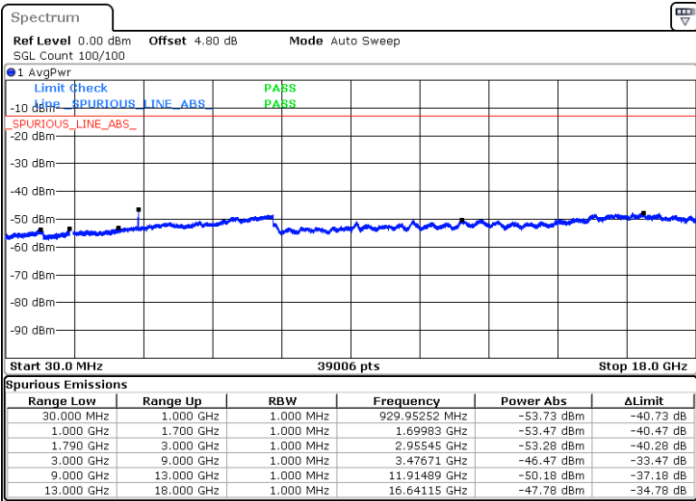


Date: 21 AUG.2017 14:03:54

Date: 21 AUG.2017 14:03:12

Middle Channel / QPSK

Middle Channel / 16QAM



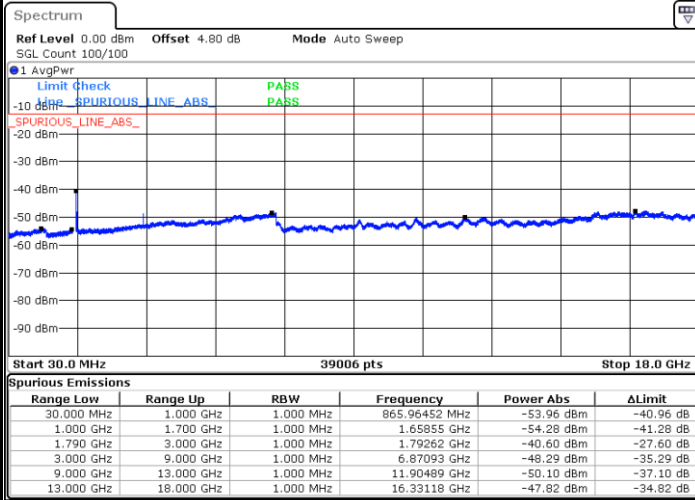
Date: 21 AUG.2017 14:08:10

Date: 21 AUG.2017 14:07:25



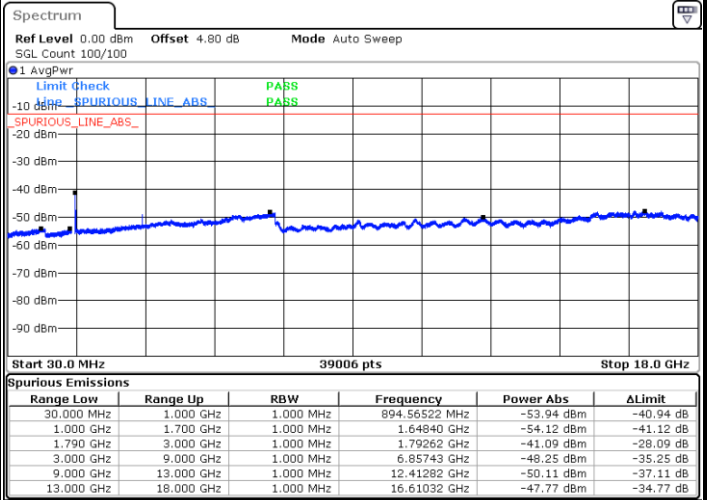
LTE Band 66 / 15MHz

Highest Channel / QPSK



Date: 21 AUG 2017 14:17:27

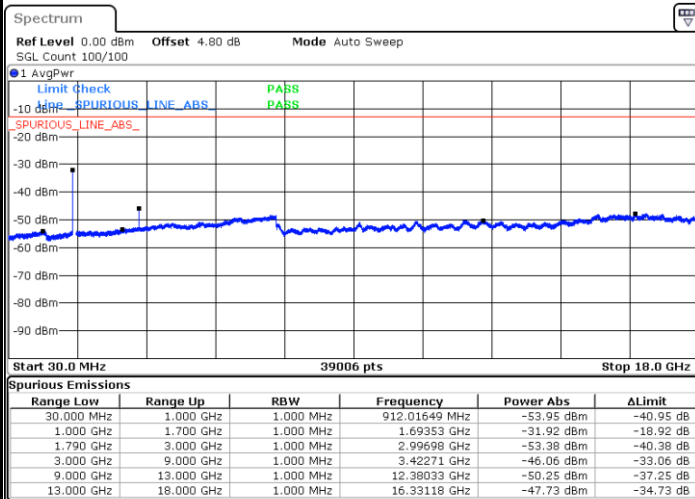
Highest Channel / 16QAM



Date: 21 AUG 2017 14:16:45

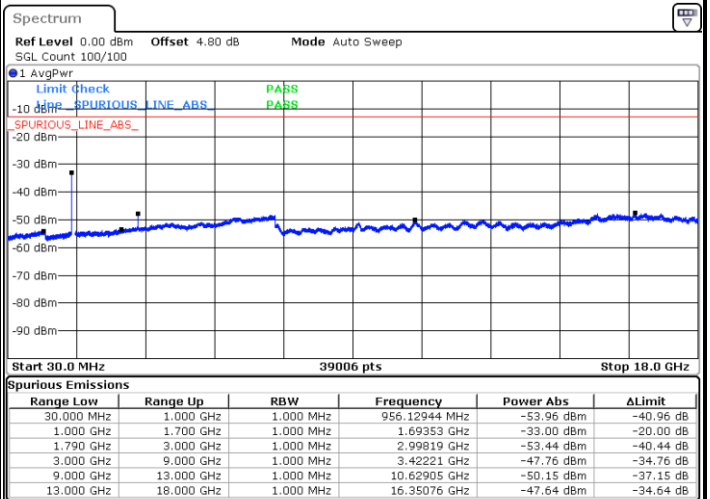
LTE Band 66 / 20MHz

Lowest Channel / QPSK



Date: 21 AUG 2017 14:26:42

Lowest Channel / 16QAM



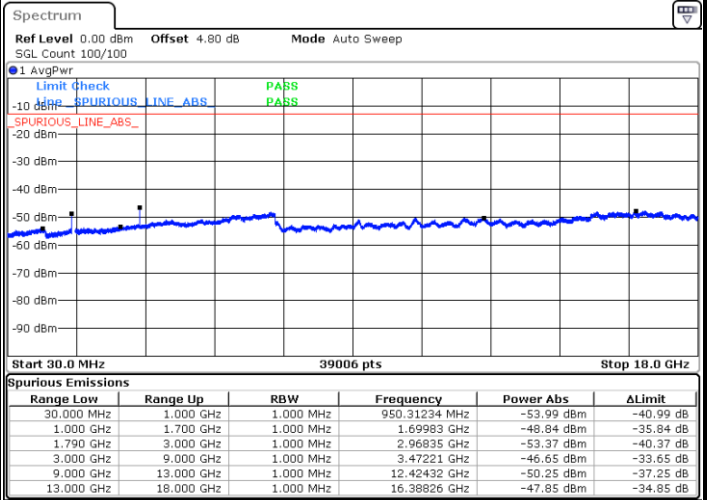
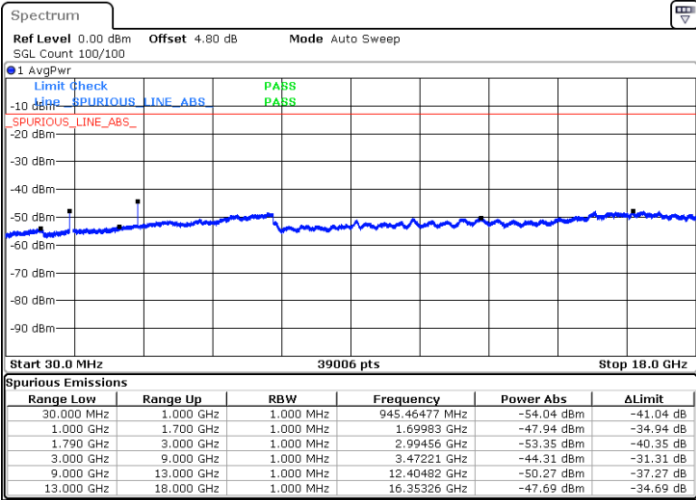
Date: 21 AUG 2017 14:25:58



LTE Band 66 / 20MHz

Middle Channel / QPSK

Middle Channel / 16QAM

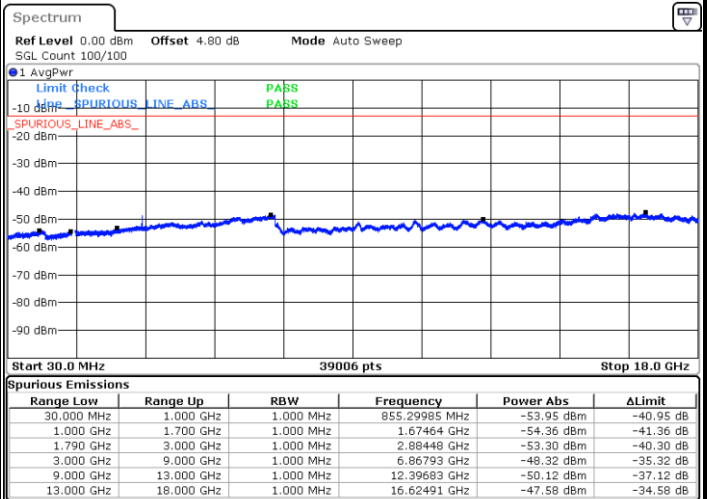
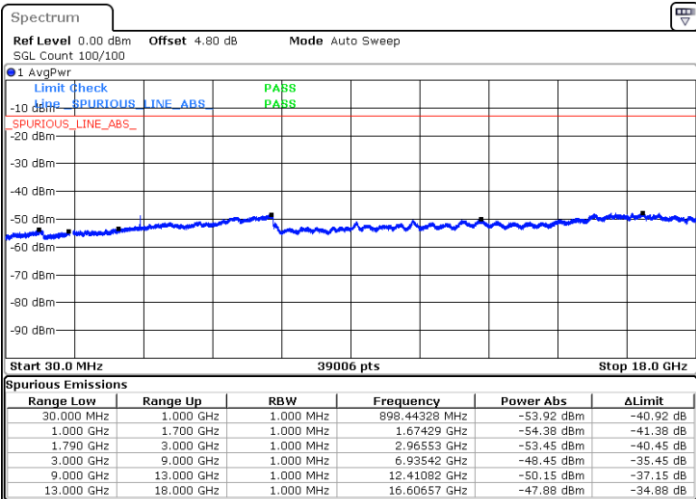


Date: 21 AUG 2017 14:35:36

Date: 21 AUG 2017 14:34:06

Highest Channel / QPSK

Highest Channel / 16QAM



Date: 21 AUG 2017 14:54:35

Date: 21 AUG 2017 14:53:54



Frequency Stability

Test Conditions		LTE Band 2 (QPSK) / Middle Channel	Limit
Temperature (°C)	Voltage (Volt)	BW 10MHz	Note 2.
		Deviation (ppm)	Result
50	Normal Voltage	0.0006	PASS
40	Normal Voltage	0.0004	
30	Normal Voltage	0.0015	
20(Ref.)	Normal Voltage	0.0000	
10	Normal Voltage	0.0005	
0	Normal Voltage	0.0017	
-10	Normal Voltage	0.0021	
-20	Normal Voltage	0.0001	
-30	Normal Voltage	0.0022	
20	Maximum Voltage	0.0003	
20	Normal Voltage	0.0002	
20	Battery End Point	0.0016	

Note:

1. Normal Voltage =3.7 V. ; Battery End Point (BEP) =3.5 V. ; Maximum Voltage =4.2 V.
2. Note: The frequency fundamental emissions stay within the authorized frequency block.



Test Conditions		LTE Band 4 (QPSK) / Middle Channel	Limit
Temperature (°C)	Voltage (Volt)	BW 10MHz	Note 2.
		Deviation (ppm)	Result
50	Normal Voltage	0.0006	PASS
40	Normal Voltage	0.0028	
30	Normal Voltage	0.0008	
20(Ref.)	Normal Voltage	0.0000	
10	Normal Voltage	0.0026	
0	Normal Voltage	0.0023	
-10	Normal Voltage	0.0008	
-20	Normal Voltage	0.0020	
-30	Normal Voltage	0.0024	
20	Maximum Voltage	0.0001	
20	Normal Voltage	0.0004	
20	Battery End Point	0.0017	

Note:

1. Normal Voltage =3.7 V. ; Battery End Point (BEP) =3.5 V. ; Maximum Voltage =4.2 V.
2. Note: The frequency fundamental emissions stay within the authorized frequency block.



Test Conditions		LTE Band 5 (QPSK) / Middle Channel	Limit
Temperature (°C)	Voltage (Volt)	BW 10MHz	2.5ppm
		Deviation (ppm)	Result
50	Normal Voltage	0.0001	PASS
40	Normal Voltage	0.0018	
30	Normal Voltage	0.0050	
20(Ref.)	Normal Voltage	0.0000	
10	Normal Voltage	0.0056	
0	Normal Voltage	0.0059	
-10	Normal Voltage	0.0051	
-20	Normal Voltage	0.0023	
-30	Normal Voltage	0.0010	
20	Maximum Voltage	0.0051	
20	Normal Voltage	0.0060	
20	Battery End Point	0.0012	

Note: Normal Voltage =3.7 V. ; Battery End Point (BEP) =3.5 V. ; Maximum Voltage =4.2 V.



Test Conditions		LTE Band 7 (QPSK) / Middle Channel	Limit
Temperature (°C)	Voltage (Volt)	BW 10MHz	Note 2.
		Deviation (ppm)	Result
50	Normal Voltage	0.0024	PASS
40	Normal Voltage	0.0035	
30	Normal Voltage	0.0014	
20(Ref.)	Normal Voltage	0.0000	
10	Normal Voltage	0.0009	
0	Normal Voltage	0.0002	
-10	Normal Voltage	0.0006	
-20	Normal Voltage	0.0000	
-30	Normal Voltage	0.0002	
20	Maximum Voltage	0.0026	
20	Normal Voltage	0.0029	
20	Battery End Point	0.0001	

Note:

1. Normal Voltage =3.7 V. ; Battery End Point (BEP) =3.5 V. ; Maximum Voltage =4.2 V.
2. Note: The frequency fundamental emissions stay within the authorized frequency block.



Test Conditions		LTE Band 12 (QPSK) / Middle Channel	Limit
Temperature (°C)	Voltage (Volt)	BW 10MHz	Note 2.
		Deviation (ppm)	Result
50	Normal Voltage	0.0040	PASS
40	Normal Voltage	0.0013	
30	Normal Voltage	0.0025	
20(Ref.)	Normal Voltage	0.0000	
10	Normal Voltage	0.0016	
0	Normal Voltage	0.0030	
-10	Normal Voltage	0.0018	
-20	Normal Voltage	0.0011	
-30	Normal Voltage	0.0004	
20	Maximum Voltage	0.0024	
20	Normal Voltage	0.0014	
20	Battery End Point	0.0017	

Note:

1. Normal Voltage =3.7 V. ; Battery End Point (BEP) =3.5 V. ; Maximum Voltage =4.2 V.
2. Note: The frequency fundamental emissions stay within the authorized frequency block.



Test Conditions		LTE Band 13 (QPSK) / Middle Channel	Limit
Temperature (°C)	Voltage (Volt)	BW 10MHz	Note 2.
		Deviation (ppm)	Result
50	Normal Voltage	0.0090	PASS
40	Normal Voltage	0.0017	
30	Normal Voltage	0.0061	
20(Ref.)	Normal Voltage	0.0000	
10	Normal Voltage	0.0005	
0	Normal Voltage	0.0014	
-10	Normal Voltage	0.0074	
-20	Normal Voltage	0.0006	
-30	Normal Voltage	0.0026	
20	Maximum Voltage	0.0072	
20	Normal Voltage	0.0009	
20	Battery End Point	0.0008	

Note:

1. Normal Voltage =3.7 V. ; Battery End Point (BEP) =3.5 V. ; Maximum Voltage =4.2 V.
2. Note: The frequency fundamental emissions stay within the authorized frequency block.



Test Conditions		LTE Band 25 (QPSK) / Middle Channel	Limit
Temperature (°C)	Voltage (Volt)	BW 10MHz	Note 2.
		Deviation (ppm)	Result
50	Normal Voltage	0.0007	PASS
40	Normal Voltage	0.0002	
30	Normal Voltage	0.0012	
20(Ref.)	Normal Voltage	0.0000	
10	Normal Voltage	0.0005	
0	Normal Voltage	0.0016	
-10	Normal Voltage	0.0012	
-20	Normal Voltage	0.0003	
-30	Normal Voltage	0.0004	
20	Maximum Voltage	0.0013	
20	Normal Voltage	0.0002	
20	Battery End Point	0.0001	

Note:

1. Normal Voltage =3.7 V. ; Battery End Point (BEP) =3.5 V. ; Maximum Voltage =4.2 V.
2. Note: The frequency fundamental emissions stay within the authorized frequency block.



Test Conditions		LTE Band 26 (QPSK) / Middle Channel	Limit
Temperature (°C)	Voltage (Volt)	BW 10MHz	2.5ppm
		Deviation (ppm)	Result
50	Normal Voltage	0.0077	PASS
40	Normal Voltage	0.0117	
30	Normal Voltage	0.0088	
20(Ref.)	Normal Voltage	0.0000	
10	Normal Voltage	0.0105	
0	Normal Voltage	0.0027	
-10	Normal Voltage	0.0044	
-20	Normal Voltage	0.0111	
-30	Normal Voltage	0.0092	
20	Maximum Voltage	0.0041	
20	Normal Voltage	0.0023	
20	Battery End Point	0.0096	

Note: Normal Voltage =3.7 V. ; Battery End Point (BEP) =3.5 V. ; Maximum Voltage =4.2 V.



Test Conditions		LTE Band 38 (QPSK) / Middle Channel	Limit
Temperature (°C)	Voltage (Volt)	BW 10MHz	Note 2.
		Deviation (ppm)	Result
50	Normal Voltage	0.0018	PASS
40	Normal Voltage	0.0015	
30	Normal Voltage	0.0001	
20(Ref.)	Normal Voltage	0.0000	
10	Normal Voltage	0.0011	
0	Normal Voltage	0.0014	
-10	Normal Voltage	0.0005	
-20	Normal Voltage	0.0017	
-30	Normal Voltage	0.0011	
20	Maximum Voltage	0.0018	
20	Normal Voltage	0.0009	
20	Battery End Point	0.0006	

Note:

1. Normal Voltage =3.7 V. ; Battery End Point (BEP) =3.5 V. ; Maximum Voltage =4.2 V.
2. Note: The frequency fundamental emissions stay within the authorized frequency block.



Test Conditions		LTE Band 41 (QPSK) / Middle Channel	Limit
Temperature (°C)	Voltage (Volt)	BW 10MHz	Note 2.
		Deviation (ppm)	Result
50	Normal Voltage	0.0003	PASS
40	Normal Voltage	0.0022	
30	Normal Voltage	0.0009	
20(Ref.)	Normal Voltage	0.0000	
10	Normal Voltage	0.0012	
0	Normal Voltage	0.0019	
-10	Normal Voltage	0.0005	
-20	Normal Voltage	0.0006	
-30	Normal Voltage	0.0012	
20	Maximum Voltage	0.0008	
20	Normal Voltage	0.0014	
20	Battery End Point	0.0008	

Note:

1. Normal Voltage =3.7 V. ; Battery End Point (BEP) =3.5 V. ; Maximum Voltage =4.2 V.
2. Note: The frequency fundamental emissions stay within the authorized frequency block.



Test Conditions		LTE Band 66 (QPSK) / Middle Channel	Limit
Temperature (°C)	Voltage (Volt)	BW 10MHz	Note 2.
		Deviation (ppm)	Result
50	Normal Voltage	0.0012	PASS
40	Normal Voltage	0.0025	
30	Normal Voltage	0.0003	
20(Ref.)	Normal Voltage	0.0000	
10	Normal Voltage	0.0035	
0	Normal Voltage	0.0005	
-10	Normal Voltage	0.0002	
-20	Normal Voltage	0.0020	
-30	Normal Voltage	0.0005	
20	Maximum Voltage	0.0029	
20	Normal Voltage	0.0006	
20	Battery End Point	0.0008	

Note:

1. Normal Voltage =3.7 V. ; Battery End Point (BEP) =3.5 V. ; Maximum Voltage =4.2 V.
2. Note: The frequency fundamental emissions stay within the authorized frequency block.



Appendix B. Test Results of Radiated Test

Radiated Spurious Emission

LTE Band 2 / 1.4MHz / QPSK									
Channel	Frequency (MHz)	EIRP (dBm)	Limit (dBm)	Over Limit (dB)	SPA Reading (dBm)	S.G. Power (dBm)	TX Cable loss (dB)	TX Antenna Gain (dBi)	Polarization (H/V)
Lowest	3700	-57.06	-13	-44.06	-75.97	-68.81	0.63	12.38	H
	5548	-50.41	-13	-37.41	-71.42	-61.75	0.81	12.15	H
	7396	-52.50	-13	-39.50	-76.67	-61.64	0.99	10.13	H
	3700	-56.32	-13	-43.32	-75.93	-68.07	0.63	12.38	V
	5548	-51.91	-13	-38.91	-73.59	-63.25	0.81	12.15	V
	7396	-52.44	-13	-39.44	-76.59	-61.58	0.99	10.13	V
Middle	3763	-55.53	-13	-42.53	-74.5	-67.23	0.64	12.34	H
	5639	-47.97	-13	-34.97	-68.85	-59.38	0.83	12.24	H
	7517	-51.66	-13	-38.66	-75.87	-60.65	0.99	9.98	H
	3763	-54.83	-13	-41.83	-74.6	-66.53	0.64	12.34	V
	5639	-48.52	-13	-35.52	-70.29	-59.93	0.83	12.24	V
	7517	-51.82	-13	-38.82	-76.08	-60.81	0.99	9.98	V
Highest	3819	-55.28	-13	-42.28	-74.28	-66.94	0.65	12.31	H
	5730	-44.68	-13	-31.68	-65.61	-56.19	0.82	12.33	H
	7634	-51.46	-13	-38.46	-76.01	-61.00	0.98	10.52	H
	3819	-54.37	-13	-41.37	-74.22	-66.03	0.65	12.31	V
	5730	-43.09	-13	-30.09	-65.11	-54.60	0.82	12.33	V
	7634	-50.90	-13	-37.90	-75.31	-60.44	0.98	10.52	V

Remark: Spurious emissions within 30-1000MHz were found more than 20dB below limit line.



LTE Band 2 / 3MHz / QPSK									
Channel	Frequency (MHz)	EIRP (dBm)	Limit (dBm)	Over Limit (dB)	SPA Reading (dBm)	S.G. Power (dBm)	TX Cable loss (dB)	TX Antenna Gain (dBi)	Polarization (H/V)
Lowest	3700	-56.60	-13	-43.60	-75.51	-68.35	0.63	12.38	H
	5548	-47.21	-13	-34.21	-68.22	-58.55	0.81	12.15	H
	7396	-52.19	-13	-39.19	-76.36	-61.33	0.99	10.13	H
	3700	-56.03	-13	-43.03	-75.64	-67.78	0.63	12.38	V
	5548	-49.14	-13	-36.14	-70.82	-60.48	0.81	12.15	V
	7396	-52.41	-13	-39.41	-76.56	-61.55	0.99	10.13	V
Middle	3756	-55.59	-13	-42.59	-74.55	-67.30	0.64	12.35	H
	5639	-46.34	-13	-33.34	-67.22	-57.75	0.83	12.24	H
	7515	-51.96	-13	-38.96	-76.17	-60.94	0.99	9.97	H
	3756	-54.76	-13	-41.76	-74.5	-66.47	0.64	12.35	V
	5639	-43.77	-13	-30.77	-65.54	-55.18	0.83	12.24	V
	7515	-51.56	-13	-38.56	-75.82	-60.54	0.99	9.97	V
Highest	3812	-54.76	-13	-41.76	-73.77	-66.43	0.64	12.31	H
	5723	-41.95	-13	-28.95	-62.88	-53.45	0.82	12.32	H
	7627	-51.66	-13	-38.66	-76.22	-61.16	0.98	10.48	H
	3812	-54.10	-13	-41.10	-73.97	-65.77	0.64	12.31	V
	5723	-42.10	-13	-29.10	-64.12	-53.60	0.82	12.32	V
	7627	-50.87	-13	-37.87	-75.29	-60.37	0.98	10.48	V

Remark: Spurious emissions within 30-1000MHz were found more than 20dB below limit line.



LTE Band 2 / 5MHz / QPSK									
Channel	Frequency (MHz)	EIRP (dBm)	Limit (dBm)	Over Limit (dB)	SPA Reading (dBm)	S.G. Power (dBm)	TX Cable loss (dB)	TX Antenna Gain (dBi)	Polarization (H/V)
Lowest	3700	-56.59	-13	-43.59	-75.5	-68.34	0.63	12.38	H
	5555	-50.93	-13	-37.93	-71.94	-62.27	0.81	12.16	H
	7403	-52.13	-13	-39.13	-76.31	-61.25	0.99	10.11	H
	3700	-55.58	-13	-42.58	-75.19	-67.33	0.63	12.38	V
	5555	-51.95	-13	-38.95	-73.65	-63.29	0.81	12.16	V
	7403	-52.33	-13	-39.33	-76.51	-61.45	0.99	10.11	V
Middle	3756	-56.21	-13	-43.21	-75.17	-67.92	0.64	12.35	H
	5632	-48.22	-13	-35.22	-69.08	-59.62	0.83	12.23	H
	7515	-51.86	-13	-38.86	-76.07	-60.84	0.99	9.97	H
	3756	-53.91	-13	-40.91	-73.65	-65.62	0.64	12.35	V
	5632	-49.98	-13	-36.98	-71.69	-61.38	0.83	12.23	V
	7515	-51.45	-13	-38.45	-75.71	-60.43	0.99	9.97	V
Highest	3812	-55.18	-13	-42.18	-74.19	-66.85	0.64	12.31	H
	5716	-43.84	-13	-30.84	-64.75	-55.33	0.82	12.32	H
	7627	-51.74	-13	-38.74	-76.3	-61.24	0.98	10.48	H
	3812	-55.12	-13	-42.12	-74.99	-66.79	0.64	12.31	V
	5716	-44.71	-13	-31.71	-66.67	-56.20	0.82	12.32	V
	7627	-51.98	-13	-38.98	-76.4	-61.48	0.98	10.48	V

Remark: Spurious emissions within 30-1000MHz were found more than 20dB below limit line.



LTE Band 2 / 10MHz / QPSK									
Channel	Frequency (MHz)	EIRP (dBm)	Limit (dBm)	Over Limit (dB)	SPA Reading (dBm)	S.G. Power (dBm)	TX Cable loss (dB)	TX Antenna Gain (dBi)	Polarization (H/V)
Lowest	3700	-56.12	-13	-43.12	-75.03	-67.87	0.63	12.38	H
	5555	-49.82	-13	-36.82	-70.82	-61.16	0.81	12.16	H
	7403	-52.09	-13	-39.09	-76.27	-61.21	0.99	10.11	H
	3700	-55.75	-13	-42.75	-75.36	-67.50	0.63	12.38	V
	5555	-51.04	-13	-38.04	-72.71	-62.38	0.81	12.16	V
	7403	-52.04	-13	-39.04	-76.22	-61.16	0.99	10.11	V
Middle	3749	-54.16	-13	-41.16	-73.12	-65.87	0.64	12.35	H
	5625	-43.44	-13	-30.44	-64.31	-54.83	0.83	12.23	H
	7501	-51.78	-13	-38.78	-75.96	-60.69	0.99	9.90	H
	3749	-55.14	-13	-42.14	-74.88	-66.85	0.64	12.35	V
	5625	-45.47	-13	-32.47	-67.19	-56.86	0.83	12.23	V
	7501	-52.03	-13	-39.03	-76.3	-60.94	0.99	9.90	V
Highest	3805	-55.21	-13	-42.21	-74.22	-66.88	0.64	12.32	H
	5702	-45.59	-13	-32.59	-66.52	-57.07	0.83	12.30	H
	7613	-52.00	-13	-39.00	-76.5	-61.44	0.98	10.42	H
	3805	-54.83	-13	-41.83	-74.7	-66.50	0.64	12.32	V
	5702	-45.47	-13	-32.47	-67.45	-56.95	0.83	12.30	V
	7613	-51.97	-13	-38.97	-76.31	-61.41	0.98	10.42	V

Remark: Spurious emissions within 30-1000MHz were found more than 20dB below limit line.



LTE Band 2 / 15MHz / QPSK									
Channel	Frequency (MHz)	EIRP (dBm)	Limit (dBm)	Over Limit (dB)	SPA Reading (dBm)	S.G. Power (dBm)	TX Cable loss (dB)	TX Antenna Gain (dBi)	Polarization (H/V)
Lowest	3700	-56.26	-13	-43.26	-75.17	-68.01	0.63	12.38	H
	5555	-49.85	-13	-36.85	-70.85	-61.19	0.81	12.16	H
	7403	-52.06	-13	-39.06	-76.24	-61.18	0.99	10.11	H
	3700	-55.87	-13	-42.87	-75.48	-67.62	0.63	12.38	V
	5555	-50.94	-13	-37.94	-72.61	-62.28	0.81	12.16	V
	7403	-52.15	-13	-39.15	-76.33	-61.27	0.99	10.11	V
Middle	3749	-55.03	-13	-42.03	-73.99	-66.74	0.64	12.35	H
	5618	-48.73	-13	-35.73	-69.6	-60.11	0.84	12.22	H
	7501	-52.14	-13	-39.14	-76.32	-61.05	0.99	9.90	H
	3749	-55.39	-13	-42.39	-75.13	-67.10	0.64	12.35	V
	5618	-49.72	-13	-36.72	-71.44	-61.10	0.84	12.22	V
	7501	-51.96	-13	-38.96	-76.23	-60.87	0.99	9.90	V
Highest	3791	-54.83	-13	-41.83	-73.8	-66.51	0.64	12.33	H
	5688	-46.69	-13	-33.69	-67.6	-58.15	0.83	12.29	H
	7585	-51.70	-13	-38.70	-76.09	-61.01	0.98	10.29	H
	3791	-55.77	-13	-42.77	-75.58	-67.45	0.64	12.33	V
	5688	-47.77	-13	-34.77	-69.69	-59.23	0.83	12.29	V
	7585	-51.83	-13	-38.83	-76.09	-61.14	0.98	10.29	V

Remark: Spurious emissions within 30-1000MHz were found more than 20dB below limit line.



LTE Band 2 / 20MHz / QPSK									
Channel	Frequency (MHz)	EIRP (dBm)	Limit (dBm)	Over Limit (dB)	SPA Reading (dBm)	S.G. Power (dBm)	TX Cable loss (dB)	TX Antenna Gain (dBi)	Polarization (H/V)
Lowest	3700	-57.02	-13	-44.02	-75.93	-68.77	0.63	12.38	H
	5555	-48.49	-13	-35.49	-69.49	-59.83	0.81	12.16	H
	7403	-52.16	-13	-39.16	-76.34	-61.28	0.99	10.11	H
	3700	-56.04	-13	-43.04	-75.65	-67.79	0.63	12.38	V
	5555	-47.16	-13	-34.16	-68.83	-58.50	0.81	12.16	V
	7403	-52.21	-13	-39.21	-76.39	-61.33	0.99	10.11	V
Middle	3742	-54.75	-13	-41.75	-73.7	-66.47	0.64	12.35	H
	5611	-48.59	-13	-35.59	-69.44	-59.97	0.84	12.21	H
	7487	-51.66	-13	-38.66	-75.84	-60.60	0.99	9.93	H
	3742	-55.50	-13	-42.50	-75.19	-67.22	0.64	12.35	V
	5611	-49.76	-13	-36.76	-71.42	-61.14	0.84	12.21	V
	7487	-51.82	-13	-38.82	-76.09	-60.76	0.99	9.93	V
Highest	3784	-54.90	-13	-41.90	-73.89	-66.59	0.64	12.33	H
	5674	-46.50	-13	-33.50	-67.41	-57.95	0.83	12.27	H
	7571	-51.70	-13	-38.70	-76.08	-60.94	0.98	10.23	H
	3784	-54.99	-13	-41.99	-74.82	-66.68	0.64	12.33	V
	5674	-47.84	-13	-34.84	-69.72	-59.29	0.83	12.27	V
	7571	-51.81	-13	-38.81	-76.06	-61.05	0.98	10.23	V

Remark: Spurious emissions within 30-1000MHz were found more than 20dB below limit line.



LTE Band 25 / 1.4MHz / QPSK									
Channel	Frequency (MHz)	EIRP (dBm)	Limit (dBm)	Over Limit (dB)	SPA Reading (dBm)	S.G. Power (dBm)	TX Cable loss (dB)	TX Antenna Gain (dBi)	Polarization (H/V)
Lowest	3700	-57.27	-13	-44.27	-76.18	-69.02	0.63	12.38	H
	5548	-49.75	-13	-36.75	-70.76	-61.09	0.81	12.15	H
	7403	-52.31	-13	-39.31	-76.49	-61.43	0.99	10.11	H
	3700	-55.98	-13	-42.98	-75.59	-67.73	0.63	12.38	V
	5548	-51.81	-13	-38.81	-73.49	-63.15	0.81	12.15	V
	7403	-52.23	-13	-39.23	-76.41	-61.35	0.99	10.11	V
Middle	3763	-55.32	-13	-42.32	-74.29	-67.02	0.64	12.34	H
	5639	-46.81	-13	-33.81	-67.69	-58.22	0.83	12.24	H
	7515	-51.72	-13	-38.72	-75.93	-60.70	0.99	9.97	H
	3763	-54.71	-13	-41.71	-74.45	-66.41	0.64	12.34	V
	5639	-45.07	-13	-32.07	-66.84	-56.48	0.83	12.24	V
	7515	-51.52	-13	-38.52	-75.78	-60.50	0.99	9.97	V
Highest	3826	-55.41	-13	-42.41	-74.41	-67.07	0.65	12.30	H
	5744	-43.79	-13	-30.79	-64.73	-55.31	0.82	12.34	H
	7654	-51.63	-13	-38.63	-76.24	-61.26	0.98	10.61	H
	3826	-54.84	-13	-41.84	-74.69	-66.50	0.65	12.30	V
	5744	-44.40	-13	-31.40	-66.47	-55.92	0.82	12.34	V
	7654	-51.63	-13	-38.63	-76.11	-61.26	0.98	10.61	V

Remark: Spurious emissions within 30-1000MHz were found more than 20dB below limit line.



LTE Band 25 / 3MHz / QPSK									
Channel	Frequency (MHz)	EIRP (dBm)	Limit (dBm)	Over Limit (dB)	SPA Reading (dBm)	S.G. Power (dBm)	TX Cable loss (dB)	TX Antenna Gain (dBi)	Polarization (H/V)
Lowest	3700	-56.78	-13	-43.78	-75.69	-68.53	0.63	12.38	H
	5548	-49.64	-13	-36.64	-70.65	-60.98	0.81	12.15	H
	7403	-52.22	-13	-39.22	-76.4	-61.34	0.99	10.11	H
	3700	-56.17	-13	-43.17	-75.78	-67.92	0.63	12.38	V
	5548	-50.63	-13	-37.63	-72.31	-61.97	0.81	12.15	V
	7403	-52.23	-13	-39.23	-76.41	-61.35	0.99	10.11	V
Middle	3756	-56.26	-13	-43.26	-75.22	-67.97	0.64	12.35	H
	5639	-47.13	-13	-34.13	-68.01	-58.54	0.83	12.24	H
	7515	-51.98	-13	-38.98	-76.19	-60.96	0.99	9.97	H
	3756	-55.41	-13	-42.41	-75.15	-67.12	0.64	12.35	V
	5639	-48.99	-13	-35.99	-70.76	-60.40	0.83	12.24	V
	7515	-51.07	-13	-38.07	-75.33	-60.05	0.99	9.97	V
Highest	3826	-56.46	-13	-43.46	-75.46	-68.12	0.65	12.30	H
	5737	-49.17	-13	-36.17	-70.11	-60.69	0.82	12.34	H
	7648	-51.47	-13	-38.47	-76.08	-61.07	0.98	10.58	H
	3826	-56.20	-13	-43.20	-76.05	-67.86	0.65	12.30	V
	5737	-46.96	-13	-33.96	-69.03	-58.48	0.82	12.34	V
	7648	-50.80	-13	-37.80	-75.28	-60.40	0.98	10.58	V

Remark: Spurious emissions within 30-1000MHz were found more than 20dB below limit line.



LTE Band 25 / 5MHz / QPSK									
Channel	Frequency (MHz)	EIRP (dBm)	Limit (dBm)	Over Limit (dB)	SPA Reading (dBm)	S.G. Power (dBm)	TX Cable loss (dB)	TX Antenna Gain (dBi)	Polarization (H/V)
Lowest	3700	-55.25	-13	-42.25	-74.16	-67.00	0.63	12.38	H
	5548	-47.20	-13	-34.20	-68.21	-58.54	0.81	12.15	H
	7403	-52.25	-13	-39.25	-76.43	-61.37	0.99	10.11	H
	3700	-55.27	-13	-42.27	-74.88	-67.02	0.63	12.38	V
	5548	-49.25	-13	-36.25	-70.93	-60.59	0.81	12.15	V
	7403	-51.96	-13	-38.96	-76.14	-61.08	0.99	10.11	V
Middle	3756	-53.78	-13	-40.78	-72.74	-65.49	0.64	12.35	H
	5632	-42.89	-13	-29.89	-63.75	-54.29	0.83	12.23	H
	7508	-52.14	-13	-39.14	-76.35	-61.09	0.99	9.94	H
	3756	-54.08	-13	-41.08	-73.82	-65.79	0.64	12.35	V
	5632	-44.12	-13	-31.12	-65.83	-55.52	0.83	12.23	V
	7508	-52.14	-13	-39.14	-76.4	-61.09	0.99	9.94	V
Highest	3819	-54.77	-13	-41.77	-73.77	-66.43	0.65	12.31	H
	5730	-44.37	-13	-31.37	-65.3	-55.88	0.82	12.33	H
	7641	-51.59	-13	-38.59	-76.21	-61.16	0.98	10.55	H
	3819	-54.42	-13	-41.42	-74.27	-66.08	0.65	12.31	V
	5730	-41.24	-13	-28.24	-63.26	-52.75	0.82	12.33	V
	7641	-51.52	-13	-38.52	-76.01	-61.09	0.98	10.55	V

Remark: Spurious emissions within 30-1000MHz were found more than 20dB below limit line.



LTE Band 25 / 10MHz / QPSK									
Channel	Frequency (MHz)	EIRP (dBm)	Limit (dBm)	Over Limit (dB)	SPA Reading (dBm)	S.G. Power (dBm)	TX Cable loss (dB)	TX Antenna Gain (dBi)	Polarization (H/V)
Lowest	3700	-56.51	-13	-43.51	-75.42	-68.26	0.63	12.38	H
	5555	-49.56	-13	-36.56	-70.56	-60.90	0.81	12.16	H
	7403	-51.91	-13	-38.91	-76.09	-61.03	0.99	10.11	H
	3700	-55.21	-13	-42.21	-74.82	-66.96	0.63	12.38	V
	5555	-48.75	-13	-35.75	-70.42	-60.09	0.81	12.16	V
	7403	-51.40	-13	-38.40	-75.58	-60.52	0.99	10.11	V
Middle	3749	-56.33	-13	-43.33	-75.29	-68.04	0.64	12.35	H
	5625	-49.95	-13	-36.95	-70.82	-61.34	0.83	12.23	H
	7502	-51.62	-13	-38.62	-75.8	-60.54	0.99	9.91	H
	3749	-54.41	-13	-41.41	-74.15	-66.12	0.64	12.35	V
	5625	-49.60	-13	-36.60	-71.32	-60.99	0.83	12.23	V
	7502	-51.75	-13	-38.75	-76.02	-60.67	0.99	9.91	V
Highest	3812	-55.03	-13	-42.03	-74.04	-66.70	0.64	12.31	H
	5716	-45.63	-13	-32.63	-66.54	-57.12	0.82	12.32	H
	7620	-51.85	-13	-38.85	-76.35	-61.32	0.98	10.45	H
	3812	-53.54	-13	-40.54	-73.41	-65.21	0.64	12.31	V
	5716	-40.43	-13	-27.43	-62.39	-51.92	0.82	12.32	V
	7620	-51.73	-13	-38.73	-76.07	-61.20	0.98	10.45	V

Remark: Spurious emissions within 30-1000MHz were found more than 20dB below limit line.



LTE Band 25 / 15MHz / QPSK									
Channel	Frequency (MHz)	EIRP (dBm)	Limit (dBm)	Over Limit (dB)	SPA Reading (dBm)	S.G. Power (dBm)	TX Cable loss (dB)	TX Antenna Gain (dBi)	Polarization (H/V)
Lowest	3700	-56.89	-13	-43.89	-75.8	-68.64	0.63	12.38	H
	5555	-49.49	-13	-36.49	-70.49	-60.83	0.81	12.16	H
	7403	-52.24	-13	-39.24	-76.42	-61.36	0.99	10.11	H
	3700	-56.26	-13	-43.26	-75.87	-68.01	0.63	12.38	V
	5555	-51.17	-13	-38.17	-72.84	-62.51	0.81	12.16	V
	7403	-51.90	-13	-38.90	-76.08	-61.02	0.99	10.11	V
Middle	3749	-55.44	-13	-42.44	-74.4	-67.15	0.64	12.35	H
	5618	-48.20	-13	-35.20	-69.07	-59.58	0.84	12.22	H
	7494	-52.07	-13	-39.07	-76.25	-60.99	0.99	9.91	H
	3749	-55.21	-13	-42.21	-74.95	-66.92	0.64	12.35	V
	5618	-50.14	-13	-37.14	-71.86	-61.52	0.84	12.22	V
	7494	-51.66	-13	-38.66	-75.93	-60.58	0.99	9.91	V
Highest	3801	-57.65	-13	-44.65	-76.66	-69.33	0.64	12.32	H
	5702	-48.95	-13	-35.95	-69.88	-60.43	0.83	12.30	H
	7606	-51.97	-13	-38.97	-76.47	-61.38	0.98	10.39	H
	3801	-56.86	-13	-43.86	-76.73	-68.54	0.64	12.32	V
	5702	-48.17	-13	-35.17	-70.15	-59.65	0.83	12.30	V
	7606	-52.06	-13	-39.06	-76.4	-61.47	0.98	10.39	V

Remark: Spurious emissions within 30-1000MHz were found more than 20dB below limit line.



LTE Band 25 / 20MHz / QPSK									
Channel	Frequency (MHz)	EIRP (dBm)	Limit (dBm)	Over Limit (dB)	SPA Reading (dBm)	S.G. Power (dBm)	TX Cable loss (dB)	TX Antenna Gain (dBi)	Polarization (H/V)
Lowest	3700	-56.91	-13	-43.91	-75.82	-68.66	0.63	12.38	H
	5555	-50.21	-13	-37.21	-71.21	-61.55	0.81	12.16	H
	7403	-52.29	-13	-39.29	-76.47	-61.41	0.99	10.11	H
	3700	-56.51	-13	-43.51	-76.12	-68.26	0.63	12.38	V
	5555	-51.53	-13	-38.53	-73.2	-62.87	0.81	12.16	V
	7403	-52.20	-13	-39.20	-76.38	-61.32	0.99	10.11	V
Middle	3742	-54.98	-13	-41.98	-73.93	-66.70	0.64	12.35	H
	5611	-49.90	-13	-36.90	-70.75	-61.28	0.84	12.21	H
	7487	-51.85	-13	-38.85	-76.03	-60.79	0.99	9.93	H
	3742	-55.03	-13	-42.03	-74.72	-66.75	0.64	12.35	V
	5611	-50.50	-13	-37.50	-72.16	-61.88	0.84	12.21	V
	7487	-51.84	-13	-38.84	-76.11	-60.78	0.99	9.93	V
Highest	3791	-56.10	-13	-43.10	-75.07	-67.78	0.64	12.33	H
	5688	-46.88	-13	-33.88	-67.79	-58.34	0.83	12.29	H
	7585	-51.77	-13	-38.77	-76.16	-61.08	0.98	10.29	H
	3791	-55.23	-13	-42.23	-75.04	-66.91	0.64	12.33	V
	5688	-46.91	-13	-33.91	-68.83	-58.37	0.83	12.29	V
	7585	-51.61	-13	-38.61	-75.87	-60.92	0.98	10.29	V

Remark: Spurious emissions within 30-1000MHz were found more than 20dB below limit line.



LTE Band 4 / 1.4MHz / QPSK									
Channel	Frequency (MHz)	EIRP (dBm)	Limit (dBm)	Over Limit (dB)	SPA Reading (dBm)	S.G. Power (dBm)	TX Cable loss (dB)	TX Antenna Gain (dBi)	Polarization (H/V)
Lowest	3420	-57.34	-13	-44.34	-74.32	-68.95	0.60	12.21	H
	6840	-53.62	-13	-40.62	-76.56	-63.72	0.93	11.03	H
	8551	-43.18	-13	-30.18	-71.29	-55.02	1.08	12.92	H
	3420	-55.76	-13	-42.76	-73.12	-67.37	0.60	12.21	V
	6840	-53.00	-13	-40.00	-76.74	-63.10	0.93	11.03	V
	8551	-45.68	-13	-32.68	-73.55	-57.52	1.08	12.92	V
Middle	3462	-57.57	-13	-44.57	-75.16	-69.33	0.60	12.36	H
	6927	-52.98	-13	-39.98	-76.44	-63.07	0.93	11.01	H
	8663	-46.56	-13	-33.56	-75.01	-58.22	1.08	12.74	H
	3462	-55.92	-13	-42.92	-73.85	-67.68	0.60	12.36	V
	6927	-52.58	-13	-39.58	-76.81	-62.67	0.93	11.01	V
	8663	-47.80	-13	-34.80	-75.83	-59.46	1.08	12.74	V
Highest	3511	-55.74	-13	-42.74	-73.86	-67.63	0.60	12.49	H
	7014	-53.02	-13	-40.02	-76.94	-63.06	0.93	10.97	H
	8768	-47.43	-13	-34.43	-76.17	-58.96	1.04	12.57	H
	3511	-56.58	-13	-43.58	-75.05	-68.47	0.60	12.49	V
	7014	-52.20	-13	-39.20	-76.83	-62.24	0.93	10.97	V
	8768	-48.16	-13	-35.16	-76.24	-59.69	1.04	12.57	V

Remark: Spurious emissions within 30-1000MHz were found more than 20dB below limit line.



LTE Band 4 / 3MHz / QPSK									
Channel	Frequency (MHz)	EIRP (dBm)	Limit (dBm)	Over Limit (dB)	SPA Reading (dBm)	S.G. Power (dBm)	TX Cable loss (dB)	TX Antenna Gain (dBi)	Polarization (H/V)
Lowest	3420	-57.11	-13	-44.11	-74.09	-68.72	0.60	12.21	H
	6840	-53.69	-13	-40.69	-76.63	-63.79	0.93	11.03	H
	8551	-44.11	-13	-31.11	-72.22	-55.95	1.08	12.92	H
	3420	-55.14	-13	-42.14	-72.5	-66.75	0.60	12.21	V
	6840	-52.75	-13	-39.75	-76.49	-62.85	0.93	11.03	V
	8551	-45.37	-13	-32.37	-73.24	-57.21	1.08	12.92	V
Middle	3462	-57.50	-13	-44.50	-75.09	-69.26	0.60	12.36	H
	6924	-53.29	-13	-40.29	-73.63	-63.38	0.93	11.02	H
	8656	-46.58	-13	-33.58	-74.99	-58.25	1.08	12.75	H
	3462	-56.02	-13	-43.02	-73.95	-67.78	0.60	12.36	V
	6924	-52.60	-13	-39.60	-76.83	-62.69	0.93	11.02	V
	8656	-47.90	-13	-34.90	-75.91	-59.57	1.08	12.75	V
Highest	3504	-57.01	-13	-44.01	-75	-68.90	0.60	12.50	H
	7008	-52.99	-13	-39.99	-76.85	-63.04	0.93	10.98	H
	8761	-45.52	-13	-32.52	-74.26	-57.06	1.04	12.58	H
	3504	-57.56	-13	-44.56	-75.87	-69.45	0.60	12.50	V
	7008	-52.01	-13	-39.01	-76.63	-62.06	0.93	10.98	V
	8761	-47.77	-13	-34.77	-75.83	-59.31	1.04	12.58	V

Remark: Spurious emissions within 30-1000MHz were found more than 20dB below limit line.



LTE Band 4 / 5MHz / QPSK									
Channel	Frequency (MHz)	EIRP (dBm)	Limit (dBm)	Over Limit (dB)	SPA Reading (dBm)	S.G. Power (dBm)	TX Cable loss (dB)	TX Antenna Gain (dBi)	Polarization (H/V)
Lowest	3420	-56.63	-13	-43.63	-73.61	-68.24	0.60	12.21	H
	6843	-52.90	-13	-39.90	-75.84	-63.00	0.93	11.03	H
	8551	-43.84	-13	-30.84	-71.95	-55.68	1.08	12.92	H
	3420	-56.33	-13	-43.33	-73.69	-67.94	0.60	12.21	V
	6843	-52.84	-13	-39.84	-76.58	-62.94	0.93	11.03	V
	8551	-44.75	-13	-31.75	-72.62	-56.59	1.08	12.92	V
Middle	3462	-58.35	-13	-45.35	-75.94	-70.11	0.60	12.36	H
	6921	-53.55	-13	-40.55	-76.9	-63.64	0.93	11.02	H
	8649	-46.55	-13	-33.55	-74.96	-58.23	1.08	12.76	H
	3462	-56.84	-13	-43.84	-74.77	-68.60	0.60	12.36	V
	6921	-52.63	-13	-39.63	-76.76	-62.72	0.93	11.02	V
	8649	-47.37	-13	-34.37	-75.38	-59.05	1.08	12.76	V
Highest	3504	-55.93	-13	-42.93	-73.92	-67.82	0.60	12.50	H
	7001	-52.91	-13	-39.91	-76.78	-62.98	0.93	11.00	H
	8754	-46.04	-13	-33.04	-74.72	-57.59	1.05	12.59	H
	3504	-56.99	-13	-43.99	-75.3	-68.88	0.60	12.50	V
	7001	-52.05	-13	-39.05	-76.67	-62.12	0.93	11.00	V
	8754	-47.54	-13	-34.54	-75.61	-59.09	1.05	12.59	V

Remark: Spurious emissions within 30-1000MHz were found more than 20dB below limit line.



LTE Band 4 / 10MHz / QPSK									
Channel	Frequency (MHz)	EIRP (dBm)	Limit (dBm)	Over Limit (dB)	SPA Reading (dBm)	S.G. Power (dBm)	TX Cable loss (dB)	TX Antenna Gain (dBi)	Polarization (H/V)
Lowest	3421	-57.88	-13	-44.88	-74.86	-69.49	0.60	12.22	H
	5131	-57.02	-13	-44.02	-77.79	-68.27	0.77	12.03	H
	8551	-45.04	-13	-32.04	-73.15	-56.88	1.08	12.92	H
	3421	-58.02	-13	-45.02	-75.38	-69.63	0.60	12.22	V
	5131	-56.62	-13	-43.62	-78.08	-67.87	0.77	12.03	V
	8551	-45.77	-13	-32.77	-73.64	-57.61	1.08	12.92	V
Middle	3456	-58.49	-13	-45.49	-75.87	-70.23	0.60	12.34	H
	5184	-55.51	-13	-42.51	-76.28	-66.78	0.77	12.04	H
	8642	-46.27	-13	-33.27	-74.69	-57.96	1.08	12.77	H
	3456	-57.58	-13	-44.58	-75.32	-69.32	0.60	12.34	V
	5184	-56.06	-13	-43.06	-77.36	-67.33	0.77	12.04	V
	8642	-46.81	-13	-33.81	-74.83	-58.50	1.08	12.77	V
Highest	3490	-55.65	-13	-42.65	-73.44	-67.51	0.60	12.46	H
	5236	-57.06	-13	-44.06	-77.83	-68.34	0.77	12.05	H
	8726	-46.53	-13	-33.53	-75.12	-58.11	1.05	12.64	H
	3490	-56.96	-13	-43.96	-75.09	-68.82	0.60	12.46	V
	5236	-55.56	-13	-42.56	-76.82	-66.84	0.77	12.05	V
	8726	-47.63	-13	-34.63	-75.67	-59.21	1.05	12.64	V

Remark: Spurious emissions within 30-1000MHz were found more than 20dB below limit line.



LTE Band 4 / 15MHz / QPSK									
Channel	Frequency (MHz)	EIRP (dBm)	Limit (dBm)	Over Limit (dB)	SPA Reading (dBm)	S.G. Power (dBm)	TX Cable loss (dB)	TX Antenna Gain (dBi)	Polarization (H/V)
Lowest	3421	-57.80	-13	-44.80	-74.78	-69.41	0.60	12.22	H
	5132	-56.82	-13	-43.82	-77.59	-68.07	0.77	12.03	H
	8551	-44.88	-13	-31.88	-72.99	-56.72	1.08	12.92	H
	3421	-58.31	-13	-45.31	-75.67	-69.92	0.60	12.22	V
	5132	-56.42	-13	-43.42	-77.88	-67.67	0.77	12.03	V
	8551	-46.91	-13	-33.91	-74.78	-58.75	1.08	12.92	V
Middle	3455	-57.76	-13	-44.76	-75.14	-69.50	0.60	12.34	H
	5177	-56.73	-13	-43.73	-77.5	-68.00	0.77	12.04	H
	6903	-53.77	-13	-40.77	-77.03	-63.86	0.93	11.02	H
	3455	-57.18	-13	-44.18	-74.92	-68.92	0.60	12.34	V
	5177	-56.12	-13	-43.12	-77.42	-67.39	0.77	12.04	V
	6903	-53.04	-13	-40.04	-77.08	-63.13	0.93	11.02	V
Highest	3483	-57.52	-13	-44.52	-75.3	-69.36	0.60	12.44	H
	5222	-56.33	-13	-43.33	-77.1	-67.61	0.76	12.04	H
	8705	-46.50	-13	-33.50	-75.06	-58.11	1.06	12.67	H
	3483	-57.59	-13	-44.59	-75.71	-69.43	0.60	12.44	V
	5222	-56.65	-13	-43.65	-77.9	-67.93	0.76	12.04	V
	8705	-47.88	-13	-34.88	-75.93	-59.49	1.06	12.67	V

Remark: Spurious emissions within 30-1000MHz were found more than 20dB below limit line.



LTE Band 4 / 20MHz / QPSK									
Channel	Frequency (MHz)	EIRP (dBm)	Limit (dBm)	Over Limit (dB)	SPA Reading (dBm)	S.G. Power (dBm)	TX Cable loss (dB)	TX Antenna Gain (dBi)	Polarization (H/V)
Lowest	3422	-58.87	-13	-45.87	-75.85	-70.49	0.60	12.22	H
	5133	-56.51	-13	-43.51	-77.28	-67.76	0.77	12.03	H
	8558	-45.08	-13	-32.08	-73.24	-56.91	1.08	12.91	H
	3422	-58.25	-13	-45.25	-75.61	-69.87	0.60	12.22	V
	5133	-55.85	-13	-42.85	-77.31	-67.10	0.77	12.03	V
	8558	-46.05	-13	-33.05	-73.96	-57.88	1.08	12.91	V
Middle	3447	-58.71	-13	-45.71	-76.09	-70.42	0.60	12.31	H
	5170	-56.35	-13	-43.35	-77.12	-67.62	0.77	12.03	H
	8617	-46.57	-13	-33.57	-74.9	-58.29	1.09	12.81	H
	3447	-57.98	-13	-44.98	-75.72	-69.69	0.60	12.31	V
	5170	-55.98	-13	-42.98	-77.33	-67.25	0.77	12.03	V
	8617	-48.26	-13	-35.26	-76.27	-59.98	1.09	12.81	V
Highest	3476	-57.39	-13	-44.39	-75.17	-69.20	0.60	12.41	H
	5208	-56.79	-13	-43.79	-77.56	-68.07	0.76	12.04	H
	8684	-46.77	-13	-33.77	-75.27	-58.41	1.07	12.71	H
	3476	-56.84	-13	-43.84	-74.96	-68.65	0.60	12.41	V
	5208	-56.25	-13	-43.25	-77.48	-67.53	0.76	12.04	V
	8684	-48.03	-13	-35.03	-76.06	-59.67	1.07	12.71	V

Remark: Spurious emissions within 30-1000MHz were found more than 20dB below limit line.



LTE Band 5 / 1.4MHz / QPSK									
Channel	Frequency (MHz)	ERP (dBm)	Limit (dBm)	Over Limit (dB)	SPA Reading (dBm)	S.G. Power (dBm)	TX Cable loss (dB)	TX Antenna Gain (dBi)	Polarization (H/V)
Lowest	1648	-47.68	-13	-34.68	-58.4	-53.96	0.41	8.83	H
	2472	-60.25	-13	-47.25	-75.37	-68.36	0.51	10.76	H
	3296	-59.88	-13	-46.88	-76.14	-68.91	0.59	11.77	H
	1648	-48.09	-13	-35.09	-58.8	-54.37	0.41	8.83	V
	2472	-59.68	-13	-46.68	-74.22	-67.79	0.51	10.76	V
	3296	-59.32	-13	-46.32	-76.03	-68.35	0.59	11.77	V
Middle	1672	-46.98	-13	-33.98	-57.81	-53.34	0.41	8.92	H
	2504	-60.42	-13	-47.42	-75.53	-68.56	0.51	10.80	H
	3344	-59.77	-13	-46.77	-75.95	-68.96	0.60	11.94	H
	1672	-44.81	-13	-31.81	-55.66	-51.17	0.41	8.92	V
	2504	-61.01	-13	-48.01	-75.43	-69.15	0.51	10.80	V
	3344	-59.38	-13	-46.38	-75.97	-68.57	0.60	11.94	V
Highest	1696	-48.21	-13	-35.21	-59.11	-54.65	0.41	9.01	H
	2544	-60.54	-13	-47.54	-75.63	-68.67	0.51	10.79	H
	3392	-59.95	-13	-46.95	-76.06	-69.31	0.60	12.11	H
	1696	-44.89	-13	-31.89	-55.83	-51.33	0.41	9.01	V
	2544	-61.32	-13	-48.32	-75.79	-69.45	0.51	10.79	V
	3392	-59.62	-13	-46.62	-76.13	-68.98	0.60	12.11	V

Remark: Spurious emissions within 30-1000MHz were found more than 20dB below limit line.



LTE Band 5 / 3MHz / QPSK									
Channel	Frequency (MHz)	ERP (dBm)	Limit (dBm)	Over Limit (dB)	SPA Reading (dBm)	S.G. Power (dBm)	TX Cable loss (dB)	TX Antenna Gain (dBi)	Polarization (H/V)
Lowest	1648	-47.72	-13	-34.72	-58.44	-54.00	0.41	8.83	H
	2472	-60.55	-13	-47.55	-75.67	-68.66	0.51	10.76	H
	3296	-59.76	-13	-46.76	-76.02	-68.79	0.59	11.77	H
	1648	-47.59	-13	-34.59	-58.3	-53.87	0.41	8.83	V
	2472	-60.75	-13	-47.75	-75.29	-68.86	0.51	10.76	V
	3296	-58.91	-13	-45.91	-75.6	-67.94	0.59	11.77	V
Middle	1672	-48.50	-13	-35.50	-59.33	-54.86	0.41	8.92	H
	2504	-60.15	-13	-47.15	-75.26	-68.29	0.51	10.80	H
	3344	-59.80	-13	-46.80	-75.98	-68.99	0.60	11.94	H
	1672	-46.18	-13	-33.18	-57.03	-52.54	0.41	8.92	V
	2504	-60.92	-13	-47.92	-75.34	-69.06	0.51	10.80	V
	3344	-59.55	-13	-46.55	-76.14	-68.74	0.60	11.94	V
Highest	1696	-48.48	-13	-35.48	-59.38	-54.92	0.41	9.01	H
	2544	-60.59	-13	-47.59	-75.68	-68.72	0.51	10.79	H
	3392	-59.89	-13	-46.89	-76	-69.25	0.60	12.11	H
	1696	-45.39	-13	-32.39	-56.33	-51.83	0.41	9.01	V
	2544	-61.16	-13	-48.16	-75.63	-69.29	0.51	10.79	V
	3392	-59.56	-13	-46.56	-76.07	-68.92	0.60	12.11	V

Remark: Spurious emissions within 30-1000MHz were found more than 20dB below limit line.



LTE Band 5 / 5MHz / QPSK									
Channel	Frequency (MHz)	ERP (dBm)	Limit (dBm)	Over Limit (dB)	SPA Reading (dBm)	S.G. Power (dBm)	TX Cable loss (dB)	TX Antenna Gain (dBi)	Polarization (H/V)
Lowest	1648	-47.50	-13	-34.50	-58.22	-53.78	0.41	8.83	H
	2472	-60.06	-13	-47.06	-75.18	-68.17	0.51	10.76	H
	3296	-59.81	-13	-46.81	-76.07	-68.84	0.59	11.77	H
	1648	-47.41	-13	-34.41	-58.12	-53.69	0.41	8.83	V
	2472	-60.90	-13	-47.90	-75.44	-69.01	0.51	10.76	V
	3296	-58.93	-13	-45.93	-75.62	-67.96	0.59	11.77	V
Middle	1672	-47.58	-13	-34.58	-58.41	-53.94	0.41	8.92	H
	2504	-59.76	-13	-46.76	-74.87	-67.90	0.51	10.80	H
	3344	-59.82	-13	-46.82	-76	-69.01	0.60	11.94	H
	1672	-44.74	-13	-31.74	-55.59	-51.10	0.41	8.92	V
	2504	-60.66	-13	-47.66	-75.08	-68.80	0.51	10.80	V
	3344	-59.46	-13	-46.46	-76.05	-68.65	0.60	11.94	V
Highest	1688	-47.42	-13	-34.42	-58.29	-53.84	0.41	8.98	H
	2536	-60.18	-13	-47.18	-75.28	-68.31	0.51	10.79	H
	3376	-59.93	-13	-46.93	-76.06	-69.23	0.60	12.05	H
	1688	-44.32	-13	-31.32	-55.21	-50.74	0.41	8.98	V
	2536	-60.91	-13	-47.91	-75.36	-69.04	0.51	10.79	V
	3376	-59.61	-13	-46.61	-76.14	-68.91	0.60	12.05	V

Remark: Spurious emissions within 30-1000MHz were found more than 20dB below limit line.



LTE Band 5 / 10MHz / QPSK									
Channel	Frequency (MHz)	ERP (dBm)	Limit (dBm)	Over Limit (dB)	SPA Reading (dBm)	S.G. Power (dBm)	TX Cable loss (dB)	TX Antenna Gain (dBi)	Polarization (H/V)
Lowest	1648	-44.63	-13	-31.63	-55.35	-50.91	0.41	8.83	H
	2472	-60.44	-13	-47.44	-75.56	-68.55	0.51	10.76	H
	3296	-59.60	-13	-46.60	-75.86	-68.63	0.59	11.77	H
	1648	-46.44	-13	-33.44	-57.15	-52.72	0.41	8.83	V
	2472	-60.83	-13	-47.83	-75.37	-68.94	0.51	10.76	V
	3296	-59.34	-13	-46.34	-76.03	-68.37	0.59	11.77	V
Middle	1664	-46.52	-13	-33.52	-57.31	-52.85	0.41	8.89	H
	2496	-59.57	-13	-46.57	-74.68	-67.71	0.51	10.79	H
	3328	-59.31	-13	-46.31	-75.51	-68.45	0.59	11.88	H
	1664	-45.60	-13	-32.60	-56.4	-51.93	0.41	8.89	V
	2496	-60.44	-13	-47.44	-74.86	-68.58	0.51	10.79	V
	3328	-59.28	-13	-46.28	-75.9	-68.42	0.59	11.88	V
Highest	1680	-46.13	-13	-33.13	-57	-52.52	0.41	8.95	H
	2520	-60.85	-13	-47.85	-75.95	-68.99	0.51	10.80	H
	3360	-59.52	-13	-46.52	-75.68	-68.77	0.60	12.00	H
	1680	-43.22	-13	-30.22	-54.11	-49.61	0.41	8.95	V
	2520	-61.20	-13	-48.20	-75.63	-69.34	0.51	10.80	V
	3360	-59.33	-13	-46.33	-75.9	-68.58	0.60	12.00	V

Remark: Spurious emissions within 30-1000MHz were found more than 20dB below limit line.



LTE Band 7 / 5MHz / QPSK									
Channel	Frequency (MHz)	EIRP (dBm)	Limit (dBm)	Over Limit (dB)	SPA Reading (dBm)	S.G. Power (dBm)	TX Cable loss (dB)	TX Antenna Gain (dBi)	Polarization (H/V)
Lowest	5000.68	-59.41	-25	-34.41	-82.74	-67.17	4.94	12.70	H
	7501.02	-53.28	-25	-28.28	-82.89	-58.42	6.56	11.70	H
	10001.36	-55.62	-25	-30.62	-84.85	-60.06	7.66	12.10	H
	5000.68	-60.90	-25	-35.90	-82.94	-68.66	4.94	12.70	V
	7501.02	-53.84	-25	-28.84	-82.78	-58.98	6.56	11.70	V
	10001.36	-57.73	-25	-32.73	-84.79	-62.17	7.66	12.10	V
Middle	5065.68	-59.49	-25	-34.49	-82.82	-67.25	4.94	12.70	H
	7598.52	-53.42	-25	-28.42	-83.03	-58.56	6.56	11.70	H
	10131.36	-55.09	-25	-30.09	-84.32	-59.53	7.66	12.10	H
	5065.68	-61.00	-25	-36.00	-83.04	-68.76	4.94	12.70	V
	7598.52	-54.21	-25	-29.21	-83.15	-59.35	6.56	11.70	V
	10131.36	-56.98	-25	-31.98	-84.04	-61.42	7.66	12.10	V
Highest	5130.68	-59.86	-25	-34.86	-83.19	-67.62	4.94	12.70	H
	7696.02	-53.81	-25	-28.81	-83.42	-58.95	6.56	11.70	H
	10261.36	-55.17	-25	-30.17	-84.40	-59.61	7.66	12.10	H
	5130.68	-61.10	-25	-36.10	-83.14	-68.86	4.94	12.70	V
	7696.02	-54.61	-25	-29.61	-83.55	-59.75	6.56	11.70	V
	10261.36	-57.31	-25	-32.31	-84.37	-61.75	7.66	12.10	V

Remark: Spurious emissions within 30-1000MHz were found more than 20dB below limit line.



LTE Band 7 / 10MHz / QPSK									
Channel	Frequency (MHz)	EIRP (dBm)	Limit (dBm)	Over Limit (dB)	SPA Reading (dBm)	S.G. Power (dBm)	TX Cable loss (dB)	TX Antenna Gain (dBi)	Polarization (H/V)
Lowest	5001.18	-59.58	-25	-34.58	-82.91	-67.34	4.94	12.70	H
	7501.77	-53.25	-25	-28.25	-82.86	-58.39	6.56	11.70	H
	10002.36	-55.62	-25	-30.62	-84.85	-60.06	7.66	12.10	H
	5001.18	-60.87	-25	-35.87	-82.91	-68.63	4.94	12.70	V
	7501.77	-53.61	-25	-28.61	-82.55	-58.75	6.56	11.70	V
	10002.36	-57.83	-25	-32.83	-84.89	-62.27	7.66	12.10	V
Middle	5061.18	-59.59	-25	-34.59	-82.92	-67.35	4.94	12.70	H
	7591.77	-53.32	-25	-28.32	-82.93	-58.46	6.56	11.70	H
	10122.36	-55.07	-25	-30.07	-84.30	-59.51	7.66	12.10	H
	5061.18	-60.92	-25	-35.92	-82.96	-68.68	4.94	12.70	V
	7591.77	-53.95	-25	-28.95	-82.89	-59.09	6.56	11.70	V
	10122.36	-57.13	-25	-32.13	-84.19	-61.57	7.66	12.10	V
Highest	5121.18	-59.79	-25	-34.79	-83.12	-67.55	4.94	12.70	H
	7681.77	-53.19	-25	-28.19	-82.80	-58.33	6.56	11.70	H
	10242.36	-55.33	-25	-30.33	-84.56	-59.77	7.66	12.10	H
	5121.18	-61.20	-25	-36.20	-83.24	-68.96	4.94	12.70	V
	7681.77	-53.89	-25	-28.89	-82.83	-59.03	6.56	11.70	V
	10242.36	-57.60	-25	-32.60	-84.66	-62.04	7.66	12.10	V

Remark: Spurious emissions within 30-1000MHz were found more than 20dB below limit line.



LTE Band 7 / 15MHz / QPSK									
Channel	Frequency (MHz)	EIRP (dBm)	Limit (dBm)	Over Limit (dB)	SPA Reading (dBm)	S.G. Power (dBm)	TX Cable loss (dB)	TX Antenna Gain (dBi)	Polarization (H/V)
Lowest	5001.68	-59.53	-25	-34.53	-82.86	-67.29	4.94	12.70	H
	7502.52	-53.33	-25	-28.33	-82.94	-58.47	6.56	11.70	H
	10003.36	-55.65	-25	-30.65	-84.88	-60.09	7.66	12.10	H
	5001.68	-60.87	-25	-35.87	-82.91	-68.63	4.94	12.70	V
	7502.52	-54.00	-25	-29.00	-82.94	-59.14	6.56	11.70	V
	10003.36	-57.83	-25	-32.83	-84.89	-62.27	7.66	12.10	V
Middle	5056.68	-59.55	-25	-34.55	-82.88	-67.31	4.94	12.70	H
	7585.02	-53.41	-25	-28.41	-83.02	-58.55	6.56	11.70	H
	10113.36	-55.13	-25	-30.13	-84.36	-59.57	7.66	12.10	H
	5056.68	-60.97	-25	-35.97	-83.01	-68.73	4.94	12.70	V
	7585.02	-54.13	-25	-29.13	-83.07	-59.27	6.56	11.70	V
	10113.36	-57.13	-25	-32.13	-84.19	-61.57	7.66	12.10	V
Highest	5111.68	-59.71	-25	-34.71	-83.04	-67.47	4.94	12.70	H
	7667.52	-52.97	-25	-27.97	-82.58	-58.11	6.56	11.70	H
	10223.36	-55.38	-25	-30.38	-84.61	-59.82	7.66	12.10	H
	5111.68	-61.04	-25	-36.04	-83.08	-68.80	4.94	12.70	V
	7667.52	-54.14	-25	-29.14	-83.08	-59.28	6.56	11.70	V
	10223.36	-57.61	-25	-32.61	-84.67	-62.05	7.66	12.10	V

Remark: Spurious emissions within 30-1000MHz were found more than 20dB below limit line.



LTE Band 7 / 20MHz / QPSK									
Channel	Frequency (MHz)	EIRP (dBm)	Limit (dBm)	Over Limit (dB)	SPA Reading (dBm)	S.G. Power (dBm)	TX Cable loss (dB)	TX Antenna Gain (dBi)	Polarization (H/V)
Lowest	5002.18	-59.64	-25	-34.64	-82.97	-67.40	4.94	12.70	H
	7503.27	-53.29	-25	-28.29	-82.90	-58.43	6.56	11.70	H
	10004.36	-55.69	-25	-30.69	-84.92	-60.13	7.66	12.10	H
	5002.18	-60.78	-25	-35.78	-82.82	-68.54	4.94	12.70	V
	7503.27	-53.99	-25	-28.99	-82.93	-59.13	6.56	11.70	V
	10004.36	-57.75	-25	-32.75	-84.81	-62.19	7.66	12.10	V
Middle	5052.18	-59.54	-25	-34.54	-82.87	-67.30	4.94	12.70	H
	7578.27	-53.48	-25	-28.48	-83.09	-58.62	6.56	11.70	H
	10104.36	-55.02	-25	-30.02	-84.25	-59.46	7.66	12.10	H
	5052.18	-60.92	-25	-35.92	-82.96	-68.68	4.94	12.70	V
	7578.27	-53.84	-25	-28.84	-82.78	-58.98	6.56	11.70	V
	10104.36	-57.17	-25	-32.17	-84.23	-61.61	7.66	12.10	V
Highest	5102.18	-59.80	-25	-34.80	-83.13	-67.56	4.94	12.70	H
	7653.27	-53.37	-25	-28.37	-82.98	-58.51	6.56	11.70	H
	10204.36	-55.07	-25	-30.07	-84.30	-59.51	7.66	12.10	H
	5102.18	-61.09	-25	-36.09	-83.13	-68.85	4.94	12.70	V
	7653.27	-53.89	-25	-28.89	-82.83	-59.03	6.56	11.70	V
	10204.36	-57.25	-25	-32.25	-84.31	-61.69	7.66	12.10	V

Remark: Spurious emissions within 30-1000MHz were found more than 20dB below limit line.



LTE Band 12 / 1.4MHz / QPSK									
Channel	Frequency (MHz)	ERP (dBm)	Limit (dBm)	Over Limit (dB)	SPA Reading (dBm)	S.G. Power (dBm)	TX Cable loss (dB)	TX Antenna Gain (dBi)	Polarization (H/V)
Lowest	1400	-59.19	-13.00	-46.19	-70.96	-64.56	0.36	7.88	H
	2096	-55.39	-13.00	-42.39	-70.08	-63.02	0.46	10.23	H
	2796	-59.96	-13.00	-46.96	-75.39	-68.02	0.53	10.74	H
	1400	-59.21	-13.00	-46.21	-70.72	-64.58	0.36	7.88	V
	2096	-56.46	-13.00	-43.46	-70.95	-64.09	0.46	10.23	V
	2796	-59.96	-13.00	-46.96	-75.36	-68.02	0.53	10.74	V
Middle	1416	-56.48	-13.00	-43.48	-68.25	-61.91	0.37	7.95	H
	2120	-55.98	-13.00	-42.98	-71.16	-63.64	0.46	10.27	H
	2827	-59.84	-13.00	-46.84	-75.31	-67.89	0.53	10.73	H
	1416	-58.75	-13.00	-45.75	-70.26	-64.18	0.37	7.95	V
	2120	-56.74	-13.00	-43.74	-71.73	-64.40	0.46	10.27	V
	2827	-59.95	-13.00	-46.95	-75.36	-68.00	0.53	10.73	V
Highest	1432	-57.13	-13.00	-44.13	-68.83	-62.62	0.37	8.01	H
	2144	-56.16	-13.00	-43.16	-71.60	-63.85	0.46	10.30	H
	2858	-59.70	-13.00	-46.70	-75.23	-67.74	0.54	10.73	H
	1432	-57.33	-13.00	-44.33	-68.73	-62.82	0.37	8.01	V
	2144	-56.90	-13.00	-43.90	-72.16	-64.59	0.46	10.30	V
	2858	-59.73	-13.00	-46.73	-75.16	-67.77	0.54	10.73	V

Remark: Spurious emissions within 30-1000MHz were found more than 20dB below limit line.



LTE Band 12 / 3MHz / QPSK									
Channel	Frequency (MHz)	ERP (dBm)	Limit (dBm)	Over Limit (dB)	SPA Reading (dBm)	S.G. Power (dBm)	TX Cable loss (dB)	TX Antenna Gain (dBi)	Polarization (H/V)
Lowest	1400	-58.30	-13.00	-45.30	-70.07	-63.67	0.36	7.88	H
	2096	-57.18	-13.00	-44.18	-71.87	-64.81	0.46	10.23	H
	2796	-60.10	-13.00	-47.10	-75.53	-68.16	0.53	10.74	H
	1400	-58.46	-13.00	-45.46	-69.97	-63.83	0.36	7.88	V
	2096	-60.02	-13.00	-47.02	-74.51	-67.65	0.46	10.23	V
	2796	-60.08	-13.00	-47.08	-75.48	-68.14	0.53	10.74	V
Middle	1416	-58.22	-13.00	-45.22	-69.99	-63.65	0.37	7.95	H
	2120	-54.81	-13.00	-41.81	-69.99	-62.47	0.46	10.27	H
	2824	-60.04	-13.00	-47.04	-75.51	-68.09	0.53	10.74	H
	1416	-58.55	-13.00	-45.55	-70.06	-63.98	0.37	7.95	V
	2120	-54.95	-13.00	-41.95	-69.94	-62.61	0.46	10.27	V
	2824	-60.11	-13.00	-47.11	-75.52	-68.16	0.53	10.74	V
Highest	1424	-56.82	-13.00	-43.82	-68.52	-62.28	0.37	7.98	H
	2144	-59.47	-13.00	-46.47	-74.91	-67.16	0.46	10.30	H
	2852	-59.91	-13.00	-46.91	-75.47	-67.95	0.54	10.73	H
	1424	-59.63	-13.00	-46.63	-71.03	-65.09	0.37	7.98	V
	2144	-58.30	-13.00	-45.30	-73.56	-65.99	0.46	10.30	V
	2852	-59.66	-13.00	-46.66	-75.09	-67.70	0.54	10.73	V

Remark: Spurious emissions within 30-1000MHz were found more than 20dB below limit line.



LTE Band 12 / 5MHz / QPSK									
Channel	Frequency (MHz)	ERP (dBm)	Limit (dBm)	Over Limit (dB)	SPA Reading (dBm)	S.G. Power (dBm)	TX Cable loss (dB)	TX Antenna Gain (dBi)	Polarization (H/V)
Lowest	1400	-56.96	-13.00	-43.96	-68.73	-62.33	0.36	7.88	H
	2097	-60.09	-13.00	-47.09	-75.01	-67.72	0.46	10.24	H
	2797	-59.49	-13.00	-46.49	-74.92	-67.55	0.53	10.74	H
	1400	-58.47	-13.00	-45.47	-69.98	-63.84	0.36	7.88	V
	2097	-60.38	-13.00	-47.38	-75.11	-68.01	0.46	10.24	V
	2797	-59.56	-13.00	-46.56	-74.96	-67.62	0.53	10.74	V
Middle	1408	-58.55	-13.00	-45.55	-70.32	-63.95	0.36	7.91	H
	2115	-59.74	-13.00	-46.74	-74.92	-67.39	0.46	10.26	H
	2821	-59.72	-13.00	-46.72	-75.19	-67.77	0.53	10.74	H
	1408	-56.12	-13.00	-43.12	-67.63	-61.52	0.36	7.91	V
	2115	-60.41	-13.00	-47.41	-75.40	-68.06	0.46	10.26	V
	2821	-59.66	-13.00	-46.66	-75.07	-67.71	0.53	10.74	V
Highest	1424	-55.95	-13.00	-42.95	-67.65	-61.41	0.37	7.98	H
	2136	-52.01	-13.00	-39.01	-67.45	-59.69	0.46	10.29	H
	2845	-59.66	-13.00	-46.66	-75.21	-67.71	0.54	10.73	H
	1424	-57.45	-13.00	-44.45	-68.85	-62.91	0.37	7.98	V
	2136	-50.62	-13.00	-37.62	-65.88	-58.30	0.46	10.29	V
	2845	-59.95	-13.00	-46.95	-75.37	-68.00	0.54	10.73	V

Remark: Spurious emissions within 30-1000MHz were found more than 20dB below limit line.



LTE Band 12 / 10MHz / QPSK									
Channel	Frequency (MHz)	ERP (dBm)	Limit (dBm)	Over Limit (dB)	SPA Reading (dBm)	S.G. Power (dBm)	TX Cable loss (dB)	TX Antenna Gain (dBi)	Polarization (H/V)
Lowest	1400	-56.33	-13.00	-43.33	-68.10	-61.70	0.36	7.88	H
	2098	-59.95	-13.00	-46.95	-74.87	-67.58	0.46	10.24	H
	2800	-59.27	-13.00	-46.27	-74.71	-67.33	0.53	10.74	H
	1400	-57.00	-13.00	-44.00	-68.51	-62.37	0.36	7.88	V
	2098	-60.05	-13.00	-47.05	-74.78	-67.68	0.46	10.24	V
	2800	-59.96	-13.00	-46.96	-75.37	-68.02	0.53	10.74	V
Middle	1408	-57.55	-13.00	-44.55	-69.32	-62.95	0.36	7.91	H
	2109	-60.11	-13.00	-47.11	-75.03	-67.75	0.46	10.25	H
	2812	-59.93	-13.00	-46.93	-75.40	-67.99	0.53	10.74	H
	1408	-56.96	-13.00	-43.96	-68.47	-62.36	0.36	7.91	V
	2109	-60.50	-13.00	-47.50	-75.23	-68.14	0.46	10.25	V
	2812	-59.99	-13.00	-46.99	-75.40	-68.05	0.53	10.74	V
Highest	1416	-55.44	-13.00	-42.44	-67.21	-60.87	0.37	7.95	H
	2119	-60.21	-13.00	-47.21	-75.39	-67.87	0.46	10.27	H
	2826	-60.11	-13.00	-47.11	-75.58	-68.16	0.53	10.73	H
	1416	-56.70	-13.00	-43.70	-68.21	-62.13	0.37	7.95	V
	2119	-60.48	-13.00	-47.48	-75.47	-68.14	0.46	10.27	V
	2826	-60.11	-13.00	-47.11	-75.52	-68.16	0.53	10.73	V

Remark: Spurious emissions within 30-1000MHz were found more than 20dB below limit line.



LTE Band 13 / 5MHz / QPSK									
Channel	Frequency (MHz)	ERP (dBm)	Limit (dBm)	Over Limit (dB)	SPA Reading (dBm)	S.G. Power (dBm)	TX Cable loss (dB)	TX Antenna Gain (dBi)	Polarization (H/V)
Lowest	1560	-59.54	-42.15	-17.39	-70.32	-65.51	0.39	8.52	H
	2336	-55.34	-13	-42.34	-70.81	-63.27	0.49	10.57	H
	3113	-59.30	-13	-46.30	-75.48	-67.69	0.57	11.11	H
	1560	-57.92	-42.15	-15.77	-68.52	-63.89	0.39	8.52	V
	2336	-55.67	-13	-42.67	-71.08	-63.60	0.49	10.57	V
	3113	-59.66	-13	-46.66	-75.89	-68.05	0.57	11.11	V
Middle	1560	-60.05	-42.15	-17.90	-70.83	-66.02	0.39	8.52	H
	2344	-56.29	-13	-43.29	-71.77	-64.23	0.49	10.58	H
	3123	-59.38	-13	-46.38	-75.61	-67.80	0.57	11.14	H
	1560	-59.24	-42.15	-17.09	-69.84	-65.21	0.39	8.52	V
	2344	-56.43	-13	-43.43	-71.85	-64.37	0.49	10.58	V
	3123	-59.08	-13	-46.08	-75.44	-67.50	0.57	11.14	V
Highest	1568	-59.62	-42.15	-17.47	-70.40	-65.62	0.40	8.54	H
	2352	-56.63	-13	-43.63	-71.99	-64.58	0.49	10.59	H
	3133	-59.71	-13	-46.71	-75.95	-68.17	0.57	11.18	H
	1568	-58.68	-42.15	-16.53	-69.28	-64.68	0.40	8.54	V
	2352	-56.40	-13	-43.40	-71.70	-64.35	0.49	10.59	V
	3133	-59.53	-13	-46.53	-75.90	-67.99	0.57	11.18	V

Remark: Spurious emissions within 30-1000MHz were found more than 20dB below limit line.



LTE Band 13 / 10MHz / QPSK									
Channel	Frequency (MHz)	ERP (dBm)	Limit (dBm)	Over Limit (dB)	SPA Reading (dBm)	S.G. Power (dBm)	TX Cable loss (dB)	TX Antenna Gain (dBi)	Polarization (H/V)
Middle	1560	-58.73	-42.15	-16.58	-69.51	-64.70	0.39	8.52	H
	2336	-57.24	-13	-44.24	-72.71	-65.17	0.49	10.57	H
	3119	-58.79	-13	-45.79	-75.02	-67.20	0.57	11.13	H
	1560	-59.64	-42.15	-17.49	-70.24	-65.61	0.39	8.52	V
	2336	-58.48	-13	-45.48	-73.89	-66.41	0.49	10.57	V
	3119	-59.03	-13	-46.03	-75.39	-67.44	0.57	11.13	V

Remark: Spurious emissions within 30-1000MHz were found more than 20dB below limit line.



LTE Band 26 / 1.4MHz / QPSK									
Channel	Frequency (MHz)	ERP (dBm)	Limit (dBm)	Over Limit (dB)	SPA Reading (dBm)	S.G. Power (dBm)	TX Cable loss (dB)	TX Antenna Gain (dBi)	Polarization (H/V)
Lowest	1648	-46.45	-13	-33.45	-57.17	-52.73	0.41	8.83	H
	2472	-58.50	-13	-45.50	-73.62	-66.61	0.51	10.76	H
	3296	-59.84	-13	-46.84	-76.1	-68.87	0.59	11.77	H
	1648	-49.37	-13	-36.37	-60.08	-55.65	0.41	8.83	V
	2472	-59.36	-13	-46.36	-73.9	-67.47	0.51	10.76	V
	3296	-59.03	-13	-46.03	-75.72	-68.06	0.59	11.77	V
Middle	1672	-45.94	-13	-32.94	-56.77	-52.30	0.41	8.92	H
	2512	-57.10	-13	-44.10	-72.2	-65.24	0.51	10.80	H
	3344	-59.87	-13	-46.87	-76.05	-69.06	0.60	11.94	H
	1672	-44.86	-13	-31.86	-55.71	-51.22	0.41	8.92	V
	2512	-58.67	-13	-45.67	-73.1	-66.81	0.51	10.80	V
	3344	-59.42	-13	-46.42	-76.01	-68.61	0.60	11.94	V
Highest	1696	-48.95	-13	-35.95	-59.85	-55.39	0.41	9.01	H
	2544	-58.72	-13	-45.72	-73.81	-66.85	0.51	10.79	H
	3390	-60.03	-13	-47.03	-76.14	-69.38	0.60	12.10	H
	1696	-46.57	-13	-33.57	-57.51	-53.01	0.41	9.01	V
	2544	-59.00	-13	-46.00	-73.47	-67.13	0.51	10.79	V
	3390	-59.53	-13	-46.53	-76.04	-68.88	0.60	12.10	V

Remark: Spurious emissions within 30-1000MHz were found more than 20dB below limit line.



LTE Band 26 / 3MHz / QPSK									
Channel	Frequency (MHz)	ERP (dBm)	Limit (dBm)	Over Limit (dB)	SPA Reading (dBm)	S.G. Power (dBm)	TX Cable loss (dB)	TX Antenna Gain (dBi)	Polarization (H/V)
Lowest	1648	-46.72	-13	-33.72	-57.44	-53.00	0.41	8.83	H
	2472	-54.45	-13	-41.45	-69.57	-62.56	0.51	10.76	H
	3296	-59.55	-13	-46.55	-75.81	-68.58	0.59	11.77	H
	1648	-50.09	-13	-37.09	-60.8	-56.37	0.41	8.83	V
	2472	-58.02	-13	-45.02	-72.56	-66.13	0.51	10.76	V
	3296	-59.43	-13	-46.43	-76.12	-68.46	0.59	11.77	V
Middle	1672	-47.77	-13	-34.77	-58.6	-54.13	0.41	8.92	H
	2504	-54.38	-13	-41.38	-69.49	-62.52	0.51	10.80	H
	3344	-60.02	-13	-47.02	-76.2	-69.21	0.60	11.94	H
	1672	-47.72	-13	-34.72	-58.57	-54.08	0.41	8.92	V
	2504	-56.52	-13	-43.52	-70.94	-64.66	0.51	10.80	V
	3344	-59.37	-13	-46.37	-75.96	-68.56	0.60	11.94	V
Highest	1696	-47.86	-13	-34.86	-58.76	-54.30	0.41	9.01	H
	2536	-49.92	-13	-36.92	-65.02	-58.05	0.51	10.79	H
	3384	-60.15	-13	-47.15	-76.28	-69.48	0.60	12.08	H
	1696	-48.61	-13	-35.61	-59.55	-55.05	0.41	9.01	V
	2536	-48.75	-13	-35.75	-63.2	-56.88	0.51	10.79	V
	3384	-59.66	-13	-46.66	-76.19	-68.99	0.60	12.08	V

Remark: Spurious emissions within 30-1000MHz were found more than 20dB below limit line.



LTE Band 26 / 5MHz / QPSK									
Channel	Frequency (MHz)	ERP (dBm)	Limit (dBm)	Over Limit (dB)	SPA Reading (dBm)	S.G. Power (dBm)	TX Cable loss (dB)	TX Antenna Gain (dBi)	Polarization (H/V)
Lowest	1648	-46.89	-13	-33.89	-57.61	-53.17	0.41	8.83	H
	2472	-54.17	-13	-41.17	-69.29	-62.28	0.51	10.76	H
	3296	-59.62	-13	-46.62	-75.88	-68.65	0.59	11.77	H
	1648	-50.09	-13	-37.09	-60.8	-56.37	0.41	8.83	V
	2472	-56.44	-13	-43.44	-70.98	-64.55	0.51	10.76	V
	3296	-59.29	-13	-46.29	-75.98	-68.32	0.59	11.77	V
Middle	1672	-46.23	-13	-33.23	-57.06	-52.59	0.41	8.92	H
	2504	-56.08	-13	-43.08	-71.19	-64.22	0.51	10.80	H
	3336	-59.69	-13	-46.69	-75.9	-68.85	0.60	11.91	H
	1672	-48.70	-13	-35.70	-59.55	-55.06	0.41	8.92	V
	2504	-58.28	-13	-45.28	-72.7	-66.42	0.51	10.80	V
	3336	-59.49	-13	-46.49	-76.12	-68.65	0.60	11.91	V
Highest	1688	-47.20	-13	-34.20	-58.07	-53.62	0.41	8.98	H
	2536	-53.63	-13	-40.63	-68.73	-61.76	0.51	10.79	H
	3376	-59.71	-13	-46.71	-75.84	-69.01	0.60	12.05	H
	1688	-46.97	-13	-33.97	-57.86	-53.39	0.41	8.98	V
	2536	-52.39	-13	-39.39	-66.84	-60.52	0.51	10.79	V
	3376	-59.57	-13	-46.57	-76.1	-68.87	0.60	12.05	V

Remark: Spurious emissions within 30-1000MHz were found more than 20dB below limit line.



LTE Band 26 / 10MHz / QPSK									
Channel	Frequency (MHz)	ERP (dBm)	Limit (dBm)	Over Limit (dB)	SPA Reading (dBm)	S.G. Power (dBm)	TX Cable loss (dB)	TX Antenna Gain (dBi)	Polarization (H/V)
Lowest	1648	-46.37	-13	-33.37	-57.09	-52.65	0.41	8.83	H
	2472	-59.89	-13	-46.89	-75.01	-68.00	0.51	10.76	H
	3296	-59.65	-13	-46.65	-75.91	-68.68	0.59	11.77	H
	1648	-50.24	-13	-37.24	-60.95	-56.52	0.41	8.83	V
	2472	-60.91	-13	-47.91	-75.45	-69.02	0.51	10.76	V
	3296	-59.40	-13	-46.40	-76.09	-68.43	0.59	11.77	V
Middle	1664	-45.59	-13	-32.59	-56.38	-51.92	0.41	8.89	H
	2496	-59.18	-13	-46.18	-74.29	-67.32	0.51	10.79	H
	3328	-59.61	-13	-46.61	-75.81	-68.75	0.59	11.88	H
	1664	-47.74	-13	-34.74	-58.54	-54.07	0.41	8.89	V
	2496	-60.84	-13	-47.84	-75.26	-68.98	0.51	10.79	V
	3328	-58.97	-13	-45.97	-75.59	-68.11	0.59	11.88	V
Highest	1680	-46.18	-13	-33.18	-57.05	-52.57	0.41	8.95	H
	2520	-60.12	-13	-47.12	-75.22	-68.26	0.51	10.80	H
	3360	-59.81	-13	-46.81	-75.97	-69.06	0.60	12.00	H
	1680	-46.21	-13	-33.21	-57.1	-52.60	0.41	8.95	V
	2520	-60.67	-13	-47.67	-75.1	-68.81	0.51	10.80	V
	3360	-59.41	-13	-46.41	-75.98	-68.66	0.60	12.00	V

Remark: Spurious emissions within 30-1000MHz were found more than 20dB below limit line.



LTE Band 26 / 15MHz / QPSK									
Channel	Frequency (MHz)	ERP (dBm)	Limit (dBm)	Over Limit (dB)	SPA Reading (dBm)	S.G. Power (dBm)	TX Cable loss (dB)	TX Antenna Gain (dBi)	Polarization (H/V)
Lowest	1648	-45.97	-13	-32.97	-56.69	-52.25	0.41	8.83	H
	2472	-54.58	-13	-41.58	-69.7	-62.69	0.51	10.76	H
	3296	-59.43	-13	-46.43	-75.69	-68.46	0.59	11.77	H
	1648	-48.46	-13	-35.46	-59.17	-54.74	0.41	8.83	V
	2472	-57.69	-13	-44.69	-72.23	-65.80	0.51	10.76	V
	3296	-59.22	-13	-46.22	-75.91	-68.25	0.59	11.77	V
Middle	1664	-45.83	-13	-32.83	-56.62	-52.16	0.41	8.89	H
	2488	-55.92	-13	-42.92	-71.02	-64.05	0.51	10.78	H
	3320	-59.84	-13	-46.84	-76.07	-68.95	0.59	11.85	H
	1664	-47.85	-13	-34.85	-58.65	-54.18	0.41	8.89	V
	2488	-57.87	-13	-44.87	-72.28	-66.00	0.51	10.78	V
	3320	-58.99	-13	-45.99	-75.64	-68.10	0.59	11.85	V
Highest	1672	-46.27	-13	-33.27	-57.1	-52.63	0.41	8.92	H
	2504	-53.99	-13	-40.99	-69.1	-62.13	0.51	10.80	H
	3336	-60.02	-13	-47.02	-76.23	-69.18	0.60	11.91	H
	1672	-47.14	-13	-34.14	-57.99	-53.50	0.41	8.92	V
	2504	-56.04	-13	-43.04	-70.46	-64.18	0.51	10.80	V
	3336	-59.45	-13	-46.45	-76.08	-68.61	0.60	11.91	V

Remark: Spurious emissions within 30-1000MHz were found more than 20dB below limit line.



LTE Band 38 / 5MHz / QPSK									
Channel	Frequency (MHz)	EIRP (dBm)	Limit (dBm)	Over Limit (dB)	SPA Reading (dBm)	S.G. Power (dBm)	TX Cable loss (dB)	TX Antenna Gain (dBi)	Polarization (H/V)
Lowest	5140.50	-59.38	-25	-34.38	-78.72	-71.14	0.94	12.70	H
	7710.75	-55.28	-25	-30.28	-78.40	-65.29	1.69	11.70	H
	10281.00	-52.17	-25	-27.17	-79.17	-62.83	1.44	12.10	H
	5140.50	-58.62	-25	-33.62	-78.68	-70.38	0.94	12.70	V
	7710.75	-54.87	-25	-29.87	-78.12	-64.88	1.69	11.70	V
	10281.00	-52.05	-25	-27.05	-79.05	-62.71	1.44	12.10	V
Middle	5185.50	-59.16	-25	-34.16	-78.50	-70.92	0.94	12.70	H
	7778.25	-55.00	-25	-30.00	-78.13	-65.01	1.69	11.70	H
	10371.00	-52.44	-25	-27.44	-79.24	-63.10	1.44	12.10	H
	5185.50	-58.65	-25	-33.65	-78.67	-70.41	0.94	12.70	V
	7778.25	-55.27	-25	-30.27	-78.53	-65.28	1.69	11.70	V
	10371.00	-52.38	-25	-27.38	-79.31	-63.04	1.44	12.10	V
Highest	5230.50	-59.64	-25	-34.64	-78.79	-71.40	0.94	12.70	H
	7845.75	-55.48	-25	-30.48	-78.87	-65.49	1.69	11.70	H
	10461.00	-52.79	-25	-27.79	-79.32	-63.45	1.44	12.10	H
	5230.50	-58.82	-25	-33.82	-78.46	-70.58	0.94	12.70	V
	7845.75	-55.18	-25	-30.18	-78.71	-65.19	1.69	11.70	V
	10461.00	-52.43	-25	-27.43	-79.25	-63.09	1.44	12.10	V

Remark: Spurious emissions within 30-1000MHz were found more than 20dB below limit line.



LTE Band 38 / 10MHz / QPSK									
Channel	Frequency (MHz)	EIRP (dBm)	Limit (dBm)	Over Limit (dB)	SPA Reading (dBm)	S.G. Power (dBm)	TX Cable loss (dB)	TX Antenna Gain (dBi)	Polarization (H/V)
Lowest	5141.00	-59.18	-25	-34.18	-78.52	-70.94	0.94	12.70	H
	7711.50	-54.91	-25	-29.91	-78.03	-64.92	1.69	11.70	H
	10282.00	-51.95	-25	-26.95	-78.95	-62.61	1.44	12.10	H
	5141.00	-58.15	-25	-33.15	-78.21	-69.91	0.94	12.70	V
	7711.50	-54.80	-25	-29.80	-78.05	-64.81	1.69	11.70	V
	10282.00	-51.86	-25	-26.86	-78.86	-62.52	1.44	12.10	V
Middle	5181.00	-59.27	-25	-34.27	-78.61	-71.03	0.94	12.70	H
	7771.50	-55.06	-25	-30.06	-78.16	-65.07	1.69	11.70	H
	10362.00	-52.26	-25	-27.26	-79.06	-62.92	1.44	12.10	H
	5181.00	-58.52	-25	-33.52	-78.54	-70.28	0.94	12.70	V
	7771.50	-54.80	-25	-29.80	-78.04	-64.81	1.69	11.70	V
	10362.00	-52.08	-25	-27.08	-79.01	-62.74	1.44	12.10	V
Highest	5221.00	-59.37	-25	-34.37	-78.60	-71.13	0.94	12.70	H
	7831.50	-55.21	-25	-30.21	-78.50	-65.22	1.69	11.70	H
	10442.00	-52.84	-25	-27.84	-79.45	-63.50	1.44	12.10	H
	5221.00	-59.02	-25	-34.02	-78.83	-70.78	0.94	12.70	V
	7831.50	-55.00	-25	-30.00	-78.43	-65.01	1.69	11.70	V
	10442.00	-52.25	-25	-27.25	-79.09	-62.91	1.44	12.10	V

Remark: Spurious emissions within 30-1000MHz were found more than 20dB below limit line.



LTE Band 38 / 15MHz / QPSK									
Channel	Frequency (MHz)	EIRP (dBm)	Limit (dBm)	Over Limit (dB)	SPA Reading (dBm)	S.G. Power (dBm)	TX Cable loss (dB)	TX Antenna Gain (dBi)	Polarization (H/V)
Lowest	5141.50	-59.29	-25	-34.29	-78.63	-71.05	0.94	12.70	H
	7712.25	-55.10	-25	-30.10	-78.22	-65.11	1.69	11.70	H
	10283.00	-51.97	-25	-26.97	-78.97	-62.63	1.44	12.10	H
	5141.50	-58.67	-25	-33.67	-78.73	-70.43	0.94	12.70	V
	7712.25	-54.72	-25	-29.72	-77.97	-64.73	1.69	11.70	V
	10283.00	-51.84	-25	-26.84	-78.84	-62.50	1.44	12.10	V
Middle	5176.50	-59.01	-25	-34.01	-78.35	-70.77	0.94	12.70	H
	7764.75	-55.07	-25	-30.07	-78.20	-65.08	1.69	11.70	H
	10353.00	-52.13	-25	-27.13	-78.95	-62.79	1.44	12.10	H
	5176.50	-58.57	-25	-33.57	-78.59	-70.33	0.94	12.70	V
	7764.75	-54.56	-25	-29.56	-77.83	-64.57	1.69	11.70	V
	10353.00	-51.94	-25	-26.94	-78.86	-62.60	1.44	12.10	V
Highest	5211.50	-59.32	-25	-34.32	-78.56	-71.08	0.94	12.70	H
	7817.25	-55.12	-25	-30.12	-78.34	-65.13	1.69	11.70	H
	10423.00	-52.89	-25	-27.89	-79.52	-63.55	1.44	12.10	H
	5211.50	-59.06	-25	-34.06	-78.88	-70.82	0.94	12.70	V
	7817.25	-54.98	-25	-29.98	-78.34	-64.99	1.69	11.70	V
	10423.00	-52.57	-25	-27.57	-79.4	-63.23	1.44	12.10	V

Remark: Spurious emissions within 30-1000MHz were found more than 20dB below limit line.



LTE Band 38 / 20MHz / QPSK									
Channel	Frequency (MHz)	EIRP (dBm)	Limit (dBm)	Over Limit (dB)	SPA Reading (dBm)	S.G. Power (dBm)	TX Cable loss (dB)	TX Antenna Gain (dBi)	Polarization (H/V)
Lowest	5142.00	-59.86	-25	-34.86	-79.20	-71.62	0.94	12.70	H
	7713.00	-55.52	-25	-30.52	-78.64	-65.53	1.69	11.70	H
	10284.00	-52.47	-25	-27.47	-79.47	-63.13	1.44	12.10	H
	5142.00	-59.00	-25	-34.00	-79.06	-70.76	0.94	12.70	V
	7713.00	-55.39	-25	-30.39	-78.64	-65.40	1.69	11.70	V
	10284.00	-52.42	-25	-27.42	-79.42	-63.08	1.44	12.10	V
Middle	5172.00	-59.76	-25	-34.76	-79.09	-71.52	0.94	12.70	H
	7758.00	-55.12	-25	-30.12	-78.25	-65.13	1.69	11.70	H
	10344.00	-52.96	-25	-27.96	-79.82	-63.62	1.44	12.10	H
	5172.00	-58.88	-25	-33.88	-78.91	-70.64	0.94	12.70	V
	7758.00	-55.51	-25	-30.51	-78.78	-65.52	1.69	11.70	V
	10344.00	-52.79	-25	-27.79	-79.75	-63.45	1.44	12.10	V
Highest	5202.00	-59.35	-25	-34.35	-78.68	-71.11	0.94	12.70	H
	7803.00	-55.43	-25	-30.43	-78.56	-65.44	1.69	11.70	H
	10404.00	-52.43	-25	-27.43	-79.11	-63.09	1.44	12.10	H
	5202.00	-58.76	-25	-33.76	-78.76	-70.52	0.94	12.70	V
	7803.00	-55.34	-25	-30.34	-78.6	-65.35	1.69	11.70	V
	10404.00	-52.25	-25	-27.25	-79.11	-62.91	1.44	12.10	V

Remark: Spurious emissions within 30-1000MHz were found more than 20dB below limit line.



LTE Band 41 / 5MHz / QPSK									
Channel	Frequency (MHz)	EIRP (dBm)	Limit (dBm)	Over Limit (dB)	SPA Reading (dBm)	S.G. Power (dBm)	TX Cable loss (dB)	TX Antenna Gain (dBi)	Polarization (H/V)
Lowest	4992.68	-59.05	-25	-34.05	-78.38	-70.81	0.94	12.70	H
	7489.02	-53.81	-25	-28.81	-77.65	-63.82	1.69	11.70	H
	9985.36	-50.94	-25	-25.94	-78.71	-61.60	1.44	12.10	H
	4992.68	-58.36	-25	-33.36	-78.55	-70.12	0.94	12.70	V
	7489.02	-53.86	-25	-28.86	-77.71	-63.87	1.69	11.70	V
	9985.36	-51.56	-25	-26.56	-78.89	-62.22	1.44	12.10	V
Middle	5181.68	-58.87	-25	-33.87	-78.21	-70.63	0.94	12.70	H
	7772.52	-54.39	-25	-29.39	-77.49	-64.40	1.69	11.70	H
	10363.36	-51.72	-25	-26.72	-78.52	-62.38	1.44	12.10	H
	5181.68	-58.11	-25	-33.11	-78.13	-69.87	0.94	12.70	V
	7772.52	-54.27	-25	-29.27	-77.51	-64.28	1.69	11.70	V
	10363.36	-51.54	-25	-26.54	-78.47	-62.20	1.44	12.10	V
Highest	5370.68	-59.18	-25	-34.18	-78.38	-70.94	0.94	12.70	H
	8056.02	-53.73	-25	-28.73	-77.68	-63.74	1.69	11.70	H
	10741.36	-52.34	-25	-27.34	-78.60	-63.00	1.44	12.10	H
	5370.68	-58.66	-25	-33.66	-78.47	-70.42	0.94	12.70	V
	8056.02	-53.84	-25	-28.84	-77.76	-63.85	1.69	11.70	V
	10741.36	-52.06	-25	-27.06	-78.73	-62.72	1.44	12.10	V

Remark: Spurious emissions within 30-1000MHz were found more than 20dB below limit line.



LTE Band 41 / 10MHz / QPSK									
Channel	Frequency (MHz)	EIRP (dBm)	Limit (dBm)	Over Limit (dB)	SPA Reading (dBm)	S.G. Power (dBm)	TX Cable loss (dB)	TX Antenna Gain (dBi)	Polarization (H/V)
Lowest	4993.18	-59.24	-25	-34.24	-78.57	-71.00	0.94	12.70	H
	7489.77	-53.38	-25	-28.38	-77.22	-63.39	1.69	11.70	H
	9986.36	-50.26	-25	-25.26	-78.03	-60.92	1.44	12.10	H
	4993.18	-58.59	-25	-33.59	-78.78	-70.35	0.94	12.70	V
	7489.77	-53.61	-25	-28.61	-77.46	-63.62	1.69	11.70	V
	9986.36	-51.03	-25	-26.03	-78.36	-61.69	1.44	12.10	V
Middle	5177.18	-58.71	-25	-33.71	-78.05	-70.47	0.94	12.70	H
	7765.77	-53.88	-25	-28.88	-77.01	-63.89	1.69	11.70	H
	10354.36	-51.79	-25	-26.79	-78.61	-62.45	1.44	12.10	H
	5177.18	-58.26	-25	-33.26	-78.28	-70.02	0.94	12.70	V
	7765.77	-54.30	-25	-29.30	-77.57	-64.31	1.69	11.70	V
	10354.36	-51.48	-25	-26.48	-78.4	-62.14	1.44	12.10	V
Highest	5361.18	-58.89	-25	-33.89	-78.09	-70.65	0.94	12.70	H
	8041.77	-53.27	-25	-28.27	-77.26	-63.28	1.69	11.70	H
	10722.36	-52.40	-25	-27.40	-78.69	-63.06	1.44	12.10	H
	5361.18	-58.25	-25	-33.25	-78.06	-70.01	0.94	12.70	V
	8041.77	-53.57	-25	-28.57	-77.6	-63.58	1.69	11.70	V
	10722.36	-52.32	-25	-27.32	-79.01	-62.98	1.44	12.10	V

Remark: Spurious emissions within 30-1000MHz were found more than 20dB below limit line.



LTE Band 41 / 15MHz / QPSK									
Channel	Frequency (MHz)	EIRP (dBm)	Limit (dBm)	Over Limit (dB)	SPA Reading (dBm)	S.G. Power (dBm)	TX Cable loss (dB)	TX Antenna Gain (dBi)	Polarization (H/V)
Lowest	4993.68	-59.57	-25	-34.57	-78.90	-71.33	0.94	12.70	H
	7490.52	-54.21	-25	-29.21	-78.05	-64.22	1.69	11.70	H
	9987.36	-51.19	-25	-26.19	-78.96	-61.85	1.44	12.10	H
	4993.68	-58.70	-25	-33.70	-78.89	-70.46	0.94	12.70	V
	7490.52	-54.27	-25	-29.27	-78.12	-64.28	1.69	11.70	V
	9987.36	-51.62	-25	-26.62	-78.95	-62.28	1.44	12.10	V
Middle	5172.68	-58.99	-25	-33.99	-78.32	-70.75	0.94	12.70	H
	7759.02	-54.73	-25	-29.73	-77.86	-64.74	1.69	11.70	H
	10345.36	-51.67	-25	-26.67	-78.53	-62.33	1.44	12.10	H
	5172.68	-58.43	-25	-33.43	-78.46	-70.19	0.94	12.70	V
	7759.02	-54.05	-25	-29.05	-77.32	-64.06	1.69	11.70	V
	10345.36	-51.63	-25	-26.63	-78.59	-62.29	1.44	12.10	V
Highest	5351.68	-59.35	-25	-34.35	-78.52	-71.11	0.94	12.70	H
	8027.52	-54.05	-25	-29.05	-78.07	-64.06	1.69	11.70	H
	10703.36	-52.68	-25	-27.68	-78.95	-63.34	1.44	12.10	H
	5351.68	-58.86	-25	-33.86	-78.62	-70.62	0.94	12.70	V
	8027.52	-53.82	-25	-28.82	-77.96	-63.83	1.69	11.70	V
	10703.36	-51.89	-25	-26.89	-78.56	-62.55	1.44	12.10	V

Remark: Spurious emissions within 30-1000MHz were found more than 20dB below limit line.



LTE Band 41 / 20MHz / QPSK									
Channel	Frequency (MHz)	EIRP (dBm)	Limit (dBm)	Over Limit (dB)	SPA Reading (dBm)	S.G. Power (dBm)	TX Cable loss (dB)	TX Antenna Gain (dBi)	Polarization (H/V)
Lowest	4994.18	-59.68	-25	-34.68	-79.01	-71.44	0.94	12.70	H
	7491.27	-54.31	-25	-29.31	-78.15	-64.32	1.69	11.70	H
	9988.36	-51.25	-25	-26.25	-79.02	-61.91	1.44	12.10	H
	4994.18	-58.64	-25	-33.64	-78.83	-70.40	0.94	12.70	V
	7491.27	-54.52	-25	-29.52	-78.37	-64.53	1.69	11.70	V
	9988.36	-51.74	-25	-26.74	-79.07	-62.40	1.44	12.10	V
Middle	5168.18	-59.11	-25	-34.11	-78.45	-70.87	0.94	12.70	H
	7752.27	-54.72	-25	-29.72	-77.83	-64.73	1.69	11.70	H
	10336.36	-52.10	-25	-27.10	-78.97	-62.76	1.44	12.10	H
	5168.18	-58.80	-25	-33.80	-78.84	-70.56	0.94	12.70	V
	7752.27	-54.64	-25	-29.64	-77.88	-64.65	1.69	11.70	V
	10336.36	-51.62	-25	-26.62	-78.57	-62.28	1.44	12.10	V
Highest	5342.18	-59.54	-25	-34.54	-78.69	-71.30	0.94	12.70	H
	8013.27	-54.25	-25	-29.25	-78.26	-64.26	1.69	11.70	H
	10684.36	-52.65	-25	-27.65	-78.96	-63.31	1.44	12.10	H
	5342.18	-58.83	-25	-33.83	-78.54	-70.59	0.94	12.70	V
	8013.27	-53.94	-25	-28.94	-78.07	-63.95	1.69	11.70	V
	10684.36	-52.34	-25	-27.34	-79.04	-63.00	1.44	12.10	V

Remark: Spurious emissions within 30-1000MHz were found more than 20dB below limit line.



LTE Band 66 / 1.4MHz / QPSK									
Channel	Frequency (MHz)	EIRP (dBm)	Limit (dBm)	Over Limit (dB)	SPA Reading (dBm)	S.G. Power (dBm)	TX Cable loss (dB)	TX Antenna Gain (dBi)	Polarization (H/V)
Lowest	3420	-58.17	-13	-45.17	-75.15	-69.78	0.60	12.21	H
	5128	-52.28	-13	-39.28	-73.05	-63.53	0.78	12.03	H
	6840	-53.53	-13	-40.53	-76.47	-63.63	0.93	11.03	H
	8551	-43.11	-13	-30.11	-71.22	-54.95	1.08	12.92	H
	3420	-58.12	-13	-45.12	-75.48	-69.73	0.60	12.21	V
	5128	-53.00	-13	-40.00	-74.46	-64.25	0.78	12.03	V
	6840	-53.02	-13	-40.02	-76.76	-63.12	0.93	11.03	V
Middle	8551	-44.69	-13	-31.69	-72.56	-56.53	1.08	12.92	V
	3490	-54.86	-13	-41.86	-72.65	-66.72	0.60	12.46	H
	5233	-53.35	-13	-40.35	-74.12	-64.63	0.77	12.05	H
	6977	-53.10	-13	-40.10	-76.88	-63.18	0.93	11.00	H
	8719	-46.38	-13	-33.38	-74.98	-57.97	1.06	12.65	H
	3490	-56.44	-13	-43.44	-74.57	-68.30	0.60	12.46	V
	5233	-52.38	-13	-39.38	-73.64	-63.66	0.77	12.05	V
Highest	6977	-52.20	-13	-39.20	-76.74	-62.28	0.93	11.00	V
	8719	-48.32	-13	-35.32	-76.37	-59.91	1.06	12.65	V
	3560	-56.13	-13	-43.13	-74.67	-67.98	0.61	12.46	H
	5338	-53.47	-13	-40.47	-74.28	-64.77	0.77	12.07	H
	7114	-52.46	-13	-39.46	-76.73	-62.28	0.93	10.75	H
	3560	-56.67	-13	-43.67	-75.66	-68.52	0.61	12.46	V
	5338	-51.35	-13	-38.35	-72.69	-62.65	0.77	12.07	V
	7114	-51.70	-13	-38.70	-76.42	-61.52	0.93	10.75	V

Remark: Spurious emissions within 30-1000MHz were found more than 20dB below limit line.



LTE Band 66 / 3MHz / QPSK									
Channel	Frequency (MHz)	EIRP (dBm)	Limit (dBm)	Over Limit (dB)	SPA Reading (dBm)	S.G. Power (dBm)	TX Cable loss (dB)	TX Antenna Gain (dBi)	Polarization (H/V)
Lowest	3420	-57.18	-13	-44.18	-74.16	-68.79	0.60	12.21	H
	5128	-52.03	-13	-39.03	-72.8	-63.28	0.78	12.03	H
	6840	-53.39	-13	-40.39	-76.33	-63.49	0.93	11.03	H
	8551	-44.59	-13	-31.59	-72.7	-56.43	1.08	12.92	H
	3420	-57.88	-13	-44.88	-75.24	-69.49	0.60	12.21	V
	5128	-52.11	-13	-39.11	-73.57	-63.36	0.78	12.03	V
	6840	-52.67	-13	-39.67	-76.41	-62.77	0.93	11.03	V
Middle	8551	-45.51	-13	-32.51	-73.38	-57.35	1.08	12.92	V
	3490	-55.53	-13	-42.53	-73.32	-67.39	0.60	12.46	H
	5233	-52.75	-13	-39.75	-73.52	-64.03	0.77	12.05	H
	6974	-52.80	-13	-39.80	-76.46	-62.88	0.93	11.01	H
	8719	-46.28	-13	-33.28	-74.88	-57.87	1.06	12.65	H
	3490	-55.94	-13	-42.94	-74.07	-67.80	0.60	12.46	V
	5233	-52.65	-13	-39.65	-73.91	-63.93	0.77	12.05	V
Highest	6974	-52.42	-13	-39.42	-76.85	-62.50	0.93	11.01	V
	8719	-47.68	-13	-34.68	-75.73	-59.27	1.06	12.65	V
	3554	-54.82	-13	-41.82	-73.22	-66.68	0.61	12.47	H
	5331	-52.34	-13	-39.34	-73.15	-63.64	0.77	12.07	H
	7109	-52.22	-13	-39.22	-76.43	-62.05	0.93	10.76	H
	3554	-57.02	-13	-44.02	-75.85	-68.88	0.61	12.47	V
	5331	-51.01	-13	-38.01	-72.35	-62.31	0.77	12.07	V
	7109	-51.78	-13	-38.78	-76.49	-61.61	0.93	10.76	V

Remark: Spurious emissions within 30-1000MHz were found more than 20dB below limit line.



LTE Band 66 / 5MHz / QPSK									
Channel	Frequency (MHz)	EIRP (dBm)	Limit (dBm)	Over Limit (dB)	SPA Reading (dBm)	S.G. Power (dBm)	TX Cable loss (dB)	TX Antenna Gain (dBi)	Polarization (H/V)
Lowest	3420	-56.78	-13	-43.78	-73.76	-68.39	0.60	12.21	H
	5128	-52.81	-13	-39.81	-73.58	-64.06	0.78	12.03	H
	6841	-53.43	-13	-40.43	-76.337	-63.53	0.93	11.03	H
	8551	-43.56	-13	-30.56	-71.67	-55.40	1.08	12.92	H
	3420	-57.56	-13	-44.56	-74.92	-69.17	0.60	12.21	V
	5128	-51.71	-13	-38.71	-73.17	-62.96	0.78	12.03	V
	6841	-52.83	-13	-39.83	-76.57	-62.93	0.93	11.03	V
Middle	8551	-43.11	-13	-30.11	-70.98	-54.95	1.08	12.92	V
	3483	-55.25	-13	-42.25	-73.03	-67.09	0.60	12.44	H
	5226	-52.22	-13	-39.22	-73	-63.50	0.77	12.05	H
	6971	-53.19	-13	-40.19	-76.85	-63.27	0.93	11.01	H
	8712	-46.09	-13	-33.09	-74.68	-57.69	1.06	12.66	H
	3483	-56.15	-13	-43.15	-74.27	-67.99	0.60	12.44	V
	5226	-51.38	-13	-38.38	-72.65	-62.66	0.77	12.05	V
Highest	6971	-52.42	-13	-39.42	-76.85	-62.50	0.93	11.01	V
	8712	-47.79	-13	-34.79	-75.83	-59.39	1.06	12.66	V
	3553	-54.96	-13	-41.96	-73.36	-66.82	0.61	12.47	H
	5324	-53.32	-13	-40.32	-74.12	-64.62	0.77	12.06	H
	7102	-52.24	-13	-39.24	-76.44	-62.08	0.93	10.78	H
	3553	-56.09	-13	-43.09	-74.92	-67.95	0.61	12.47	V
	5324	-51.38	-13	-38.38	-72.7	-62.68	0.77	12.06	V
	7102	-51.79	-13	-38.79	-76.49	-61.63	0.93	10.78	V

Remark: Spurious emissions within 30-1000MHz were found more than 20dB below limit line.



LTE Band 66 / 10MHz / QPSK									
Channel	Frequency (MHz)	EIRP (dBm)	Limit (dBm)	Over Limit (dB)	SPA Reading (dBm)	S.G. Power (dBm)	TX Cable loss (dB)	TX Antenna Gain (dBi)	Polarization (H/V)
Lowest	3420	-57.63	-13	-44.63	-74.61	-69.24	0.60	12.21	H
	5128	-54.34	-13	-41.34	-75.11	-65.59	0.78	12.03	H
	6843	-53.80	-13	-40.80	-76.74	-63.90	0.93	11.03	H
	8551	-44.89	-13	-31.89	-73	-56.73	1.08	12.92	H
	3420	-58.08	-13	-45.08	-75.44	-69.69	0.60	12.21	V
	5128	-55.97	-13	-42.97	-77.43	-67.22	0.78	12.03	V
	6843	-52.96	-13	-39.96	-76.7	-63.06	0.93	11.03	V
Middle	8551	-46.56	-13	-33.56	-74.43	-58.40	1.08	12.92	V
	3483	-56.83	-13	-43.83	-74.61	-68.67	0.60	12.44	H
	5219	-52.79	-13	-39.79	-73.56	-64.07	0.76	12.04	H
	6962	-53.39	-13	-40.39	-77.05	-63.47	0.93	11.01	H
	8705	-46.40	-13	-33.40	-74.96	-58.01	1.06	12.67	H
	3483	-56.93	-13	-43.93	-75.05	-68.77	0.60	12.44	V
	5219	-52.86	-13	-39.86	-74.11	-64.14	0.76	12.04	V
Highest	6962	-52.45	-13	-39.45	-76.88	-62.53	0.93	11.01	V
	8705	-47.82	-13	-34.82	-75.87	-59.43	1.06	12.67	V
	3539	-57.64	-13	-44.64	-75.91	-69.51	0.61	12.48	H
	5310	-56.81	-13	-43.81	-77.61	-68.10	0.77	12.06	H
	7081	-52.65	-13	-39.65	-76.8	-62.54	0.93	10.82	H
	3539	-57.38	-13	-44.38	-76.04	-69.25	0.61	12.48	V
	5310	-56.12	-13	-43.12	-77.44	-67.41	0.77	12.06	V
	7081	-51.94	-13	-38.94	-76.63	-61.83	0.93	10.82	V

Remark: Spurious emissions within 30-1000MHz were found more than 20dB below limit line.



LTE Band 66 / 15MHz / QPSK									
Channel	Frequency (MHz)	EIRP (dBm)	Limit (dBm)	Over Limit (dB)	SPA Reading (dBm)	S.G. Power (dBm)	TX Cable loss (dB)	TX Antenna Gain (dBi)	Polarization (H/V)
Lowest	3420	-58.97	-13	-45.97	-75.95	-70.58	0.60	12.21	H
	5135	-56.62	-13	-43.62	-77.39	-67.87	0.77	12.03	H
	6843	-53.79	-13	-40.79	-76.73	-63.89	0.93	11.03	H
	3420	-58.22	-13	-45.22	-75.58	-69.83	0.60	12.21	V
	5135	-55.91	-13	-42.91	-77.37	-67.16	0.77	12.03	V
	6843	-52.85	-13	-39.85	-76.59	-62.95	0.93	11.03	V
Middle	3476	-58.46	-13	-45.46	-76.24	-70.27	0.60	12.41	H
	5212	-56.40	-13	-43.40	-77.17	-67.68	0.76	12.04	H
	6955	-53.48	-13	-40.48	-77.03	-63.56	0.93	11.01	H
	3476	-57.84	-13	-44.84	-75.96	-69.65	0.60	12.41	V
	5212	-56.12	-13	-43.12	-77.37	-67.40	0.76	12.04	V
	6955	-52.53	-13	-39.53	-76.85	-62.61	0.93	11.01	V
Highest	3532	-57.24	-13	-44.24	-75.5	-69.11	0.61	12.48	H
	5296	-50.06	-13	-37.06	-70.86	-61.35	0.77	12.06	H
	7060	-52.60	-13	-39.60	-76.64	-62.54	0.93	10.87	H
	3532	-55.73	-13	-42.73	-74.38	-67.60	0.61	12.48	V
	5296	-48.92	-13	-35.92	-70.25	-60.21	0.77	12.06	V
	7060	-52.07	-13	-39.07	-76.73	-62.01	0.93	10.87	V

Remark: Spurious emissions within 30-1000MHz were found more than 20dB below limit line.



LTE Band 66 / 20MHz / QPSK									
Channel	Frequency (MHz)	EIRP (dBm)	Limit (dBm)	Over Limit (dB)	SPA Reading (dBm)	S.G. Power (dBm)	TX Cable loss (dB)	TX Antenna Gain (dBi)	Polarization (H/V)
Lowest	3420	-55.82	-13	-42.82	-72.8	-67.43	0.60	12.21	H
	5135	-51.73	-13	-38.73	-72.5	-62.98	0.77	12.03	H
	6844	-53.72	-13	-40.72	-76.66	-63.82	0.93	11.03	H
	8558	-44.26	-13	-31.26	-72.42	-56.09	1.08	12.91	H
	3420	-57.43	-13	-44.43	-74.79	-69.04	0.60	12.21	V
	5135	-52.17	-13	-39.17	-73.63	-63.42	0.77	12.03	V
	6844	-53.16	-13	-40.16	-76.9	-63.26	0.93	11.03	V
Middle	8558	-45.53	-13	-32.53	-73.44	-57.36	1.08	12.91	V
	3476	-55.29	-13	-42.29	-73.07	-67.10	0.60	12.41	H
	5212	-49.68	-13	-36.68	-70.45	-60.96	0.76	12.04	H
	6944	-52.78	-13	-39.78	-76.34	-62.86	0.93	11.01	H
	3476	-54.87	-13	-41.87	-72.99	-66.68	0.60	12.41	V
	5212	-49.70	-13	-36.70	-70.95	-60.98	0.76	12.04	V
Highest	6944	-52.33	-13	-39.33	-76.66	-62.41	0.93	11.01	V
	3525	-57.01	-13	-44.01	-75.27	-68.89	0.61	12.49	H
	5282	-52.44	-13	-39.44	-73.23	-63.73	0.77	12.06	H
	7046	-52.65	-13	-39.65	-76.7	-62.62	0.93	10.90	H
	3525	-56.51	-13	-43.51	-75.16	-68.39	0.61	12.49	V
	5282	-49.06	-13	-36.06	-70.37	-60.35	0.77	12.06	V
	7046	-51.95	-13	-38.95	-76.62	-61.92	0.93	10.90	V

Remark: Spurious emissions within 30-1000MHz were found more than 20dB below limit line.