

Test Set-up photos for Sonim XP2.10 Spirit

Test set-up for EMC:



Figure SP




Figure RE




Figure CE

Test Set-up for SAR




Picture 1 test setup



Picture 2: Head Right touch position



Picture 3: Head Right tilt position



Picture 4: Head Left touch position



Picture 5: Head Left tilt position



Picture 6: Body SAR Back to the phantom with belt



Picture 7: Body SAR Front to the phantom with belt



Picture 8: Body SAR Front to the phantom with belt with earphone