



**GSM/GPRS/EGPRS mobile phone  
(M/N: Sonim XP1301-A-R1)**


Description: ERP Test Setup




Description: Substitution Antenna for ERP Test



Description: EIRP Test Setup




Description: Substitution Antenna for EIRP Test




Description: Conducted Emission Test Setup




Description : Radiated Emission Test Setup for Below 1GHz



Description : Radiated Emission Test Setup for 1~18GHz




Description : Radiated Emission Test Setup for Above 18GHz




## Test Setup Photographs & EUT Photographs


### Test Setup Photographs




Left-Cheek Touch




Left-Tilt 15°



Right-Cheek Touch



Right-Tilt 15°




Body SAR Back 15mm



Body SAR Back With belt






Body SAR Front 15mm



Body SAR Back 15mm with Headset

## Depth of the liquid in the phantom – Zoom in

Note: The position used in the measurements were according to IEEE 1528 - 2003



Test Mode: Mode 1:

Description: Front View of Conducted Emission Test Setup



Test Mode: Mode 1:

Description: Side View of Conducted Emission Test Setup



Test Mode: Mode 2:

Description: Front View of Conducted Emission Test Setup




Test Mode: Mode 2:

Description: Side View of Conducted Emission Test Setup




Test Mode: Mode 1:

Description: Radiated Emission Test Setup (Below 1GHz)




Test Mode: Mode 2:

Description: Radiated Emission Test Setup (Above 1GHz)



Test Mode: Mode 3

Description: Radiated Emission Test Setup (Below 1GHz)



## Test Setup Photograph-FCC 15.225


Test Mode: Mode 1: Transmit

Description: Front View of Conducted Emission Test Setup




Test Mode: Mode 1: Transmit

Description: Back View of Conducted Emission Test Setup



Test Mode : Mode 1: Transmit

Description : Radiated Emission Test Setup for Below 30MHz



Test Mode : Mode 1: Transmit

Description : Radiated Emission Test Setup for Below 1GHz

