

## Test Set-up photos for Sonim XP3.20-A Quest / Land Rover

### S1-A by Sonim

Test set-up for EMC:



Figure SP



Figure RE




Figure CE


## Test Set-up for SAR




Picture 1 test setup



Picture 2: Head Right touch position




Picture 3: Head Right tilt position




Picture 4: Head Left touch position





Picture 5: Head Left tilt position



Picture 6: Body SAR Back to the phantom



Picture 7: Body SAR Front to the phantom



Picture 8: Body SAR Back to the phantom with earphone