

**Test Set-up photos for Sonim XP3.20-E Quest pro/ Land Rover  
S1-E by Sonim, Sonim XP3.20-E Sentinel  
Test set-up for EMC:**



Figure SP




Figure RE




Figure CE


## Test Set-up for SAR




Picture 1 test setup




Picture 2: Head Right touch position




Picture 3: Head Right tilt position



Picture 4: Head Left touch position



Picture 5: Head Left tilt position



Picture 6: Body SAR Back to the phantom



Picture 7: Body SAR Front to the phantom



Picture 8: Body SAR Back to the phantom with earphone