

### 1\_HAC T-Coil\_LTE Band 25\_20M\_16QAM\_1RB\_0Offset\_Ch26365(Z)

Communication System: UID 0, LTE-FDD (0); Frequency: 1882.5 MHz;Duty Cycle: 1:1

Medium: Air Medium parameters used:  $\sigma = 0$  S/m,  $\epsilon_r = 1$ ;  $\rho = 0$  kg/m<sup>3</sup>

Ambient Temperature : 23.3 °C;

DASY5 Configuration:

- Probe: AM1DV3 - 3093; Calibrated: 2023/1/31

- Sensor-Surface: 0mm (Fix Surface)

- Electronics: DAE4 Sn1649; Calibrated: 2023/4/24

- Phantom: HAC Test Arch with AMCC; Type: SD HAC P01 BA

- Measurement SW: DASY52, Version 52.10 (4); SEMCAD X Version 14.6.14 (7501)


### Ch26365/z (axial) 4.2mm 50 x 50/ABM Interpolated SNR(x,y,z) (121x121x1):

Interpolated grid: dx=1.000 mm, dy=1.000 mm

ABM1/ABM2 = 57.52 dB

ABM1 comp = 12.63 dBA/m

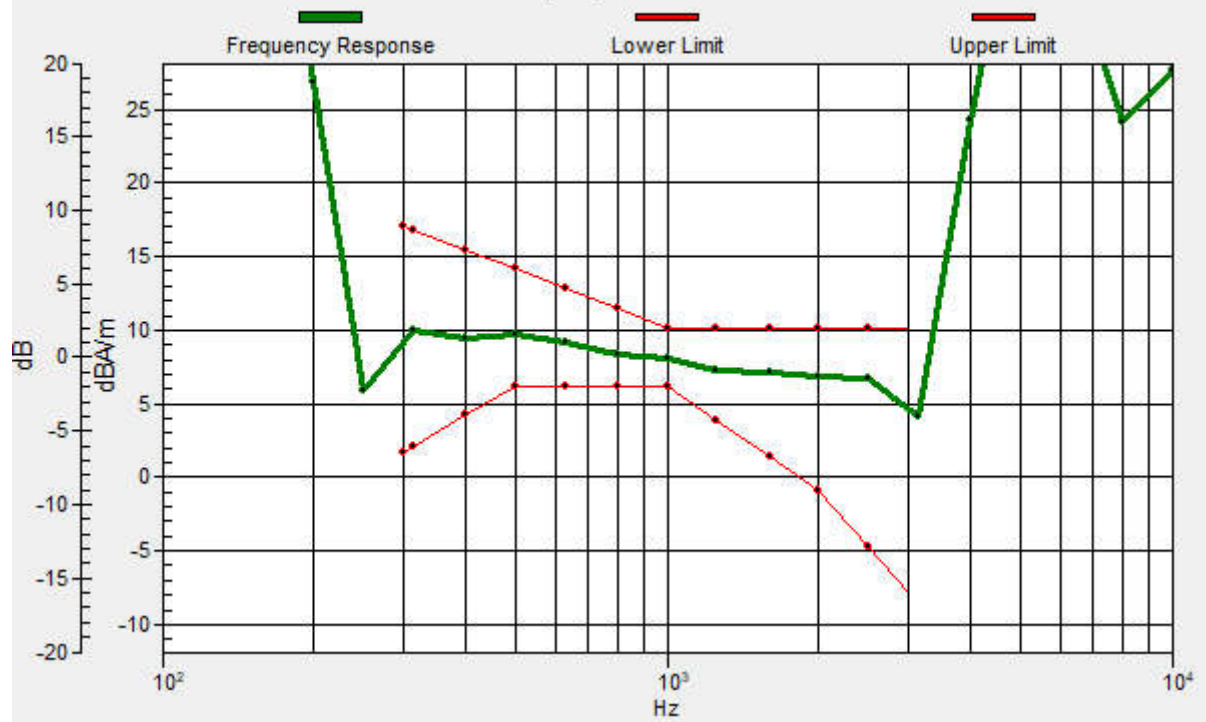
Location: 14.6, -5, 3.7 mm



0 dB = 752.0 = 57.52 dB

# Ch26365/z (axial) wideband at best S/N/ABM Freq Resp(x,y,z,f)

Loc: 12.5, -4.2, 3.7 mm Diff: 2dB



### 1\_HAC T-Coil\_LTE Band 25\_20M\_16QAM\_1RB\_0Offset\_Ch26365(Y)

Communication System: UID 0, LTE-FDD (0); Frequency: 1882.5 MHz;Duty Cycle: 1:1

Medium: Air Medium parameters used:  $\sigma = 0$  S/m,  $\epsilon_r = 1$ ;  $\rho = 0$  kg/m<sup>3</sup>

Ambient Temperature : 23.3 °C;

DASY5 Configuration:

- Probe: AM1DV3 - 3093; Calibrated: 2023/1/31

- Sensor-Surface: 0mm (Fix Surface)

- Electronics: DAE4 Sn1649; Calibrated: 2023/4/24

- Phantom: HAC Test Arch with AMCC; Type: SD HAC P01 BA

- Measurement SW: DASY52, Version 52.10 (4); SEMCAD X Version 14.6.14 (7501)


### Ch26365/y (transversal) 4.2mm 50 x 50/ABM Interpolated SNR(x,y,z) (121x121x1):

Interpolated grid: dx=1.000 mm, dy=1.000 mm

ABM1/ABM2 = 54.49 dB

ABM1 comp = 4.38 dBA/m

Location: 14.2, 2.9, 3.7 mm



0 dB = 530.3 = 54.49 dB

## 2\_HAC T-Coil\_LTE Band 30\_10M\_16QAM\_1RB\_0Offset\_Ch27710(Z)

Communication System: UID 0, LTE-FDD (0); Frequency: 2310 MHz; Duty Cycle: 1:1

Medium: Air Medium parameters used:  $\sigma = 0$  S/m,  $\epsilon_r = 1$ ;  $\rho = 0$  kg/m<sup>3</sup>

Ambient Temperature : 23.3 °C;

DASY5 Configuration:

- Probe: AM1DV3 - 3093; Calibrated: 2023/1/31

- Sensor-Surface: 0mm (Fix Surface)

- Electronics: DAE4 Sn1649; Calibrated: 2023/4/24

- Phantom: HAC Test Arch with AMCC; Type: SD HAC P01 BA

- Measurement SW: DASY52, Version 52.10 (4); SEMCAD X Version 14.6.14 (7501)


### Ch27710/z (axial) 4.2mm 50 x 50/ABM Interpolated SNR(x,y,z) (121x121x1):

Interpolated grid: dx=1.000 mm, dy=1.000 mm

ABM1/ABM2 = 45.55 dB

ABM1 comp = -4.74 dBA/m

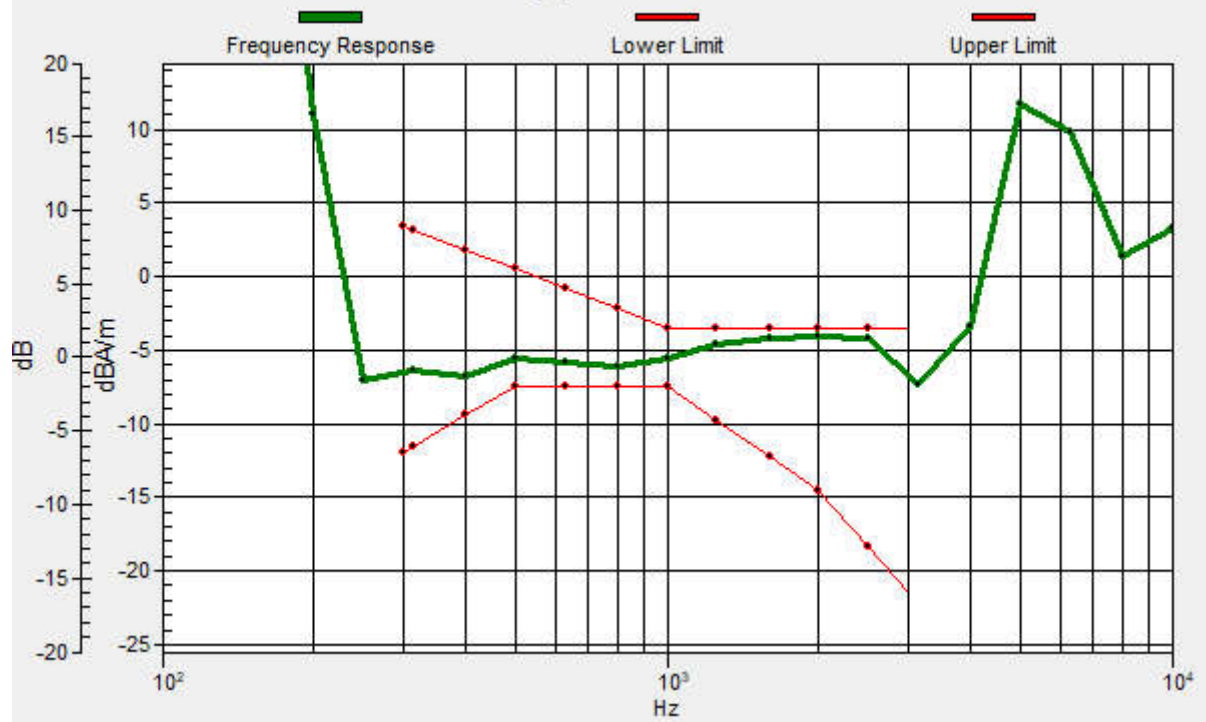
Location: 4.6, 0, 3.7 mm



0 dB = 189.5 = 45.55 dB

# Ch27710/z (axial) wideband at best S/N/ABM Freq Resp(x,y,z,f)

Loc: 4.2, 0, 3.7 mm Diff: 0.62dB



## 2\_HAC T-Coil\_LTE Band 30\_10M\_16QAM\_1RB\_0Offset\_Ch27710(Y)

Communication System: UID 0, LTE-FDD (0); Frequency: 2310 MHz; Duty Cycle: 1:1

Medium: Air Medium parameters used:  $\sigma = 0$  S/m,  $\epsilon_r = 1$ ;  $\rho = 0$  kg/m<sup>3</sup>

Ambient Temperature : 23.3 °C;

DASY5 Configuration:

- Probe: AM1DV3 - 3093; Calibrated: 2023/1/31

- Sensor-Surface: 0mm (Fix Surface)

- Electronics: DAE4 Sn1649; Calibrated: 2023/4/24

- Phantom: HAC Test Arch with AMCC; Type: SD HAC P01 BA

- Measurement SW: DASY52, Version 52.10 (4); SEMCAD X Version 14.6.14 (7501)


### Ch27710/y (transversal) 4.2mm 50 x 50/ABM Interpolated SNR(x,y,z) (121x121x1):

Interpolated grid: dx=1.000 mm, dy=1.000 mm

ABM1/ABM2 = 36.87 dB

ABM1 comp = -14.11 dBA/m

Location: 2.9, -8.8, 3.7 mm



0 dB = 69.74 = 36.87 dB

### 3\_HAC T-Coil\_LTE Band 66\_20M\_16QAM\_1RB\_0Offset\_Ch132322(Z)

Communication System: UID 0, LTE-FDD (0); Frequency: 1745 MHz; Duty Cycle: 1:1

Medium: Air Medium parameters used:  $\sigma = 0$  S/m,  $\epsilon_r = 1$ ;  $\rho = 0$  kg/m<sup>3</sup>

Ambient Temperature : 23.3 °C;

DASY5 Configuration:

- Probe: AM1DV3 - 3093; Calibrated: 2023/1/31

- Sensor-Surface: 0mm (Fix Surface)

- Electronics: DAE4 Sn1649; Calibrated: 2023/4/24

- Phantom: HAC Test Arch with AMCC; Type: SD HAC P01 BA

- Measurement SW: DASY52, Version 52.10 (4); SEMCAD X Version 14.6.14 (7501)


#### Ch132322/z (axial) 4.2mm 50 x 50/ABM Interpolated SNR(x,y,z) (121x121x1):

Interpolated grid: dx=1.000 mm, dy=1.000 mm

ABM1/ABM2 = 42.77 dB

ABM1 comp = -4.93 dBA/m

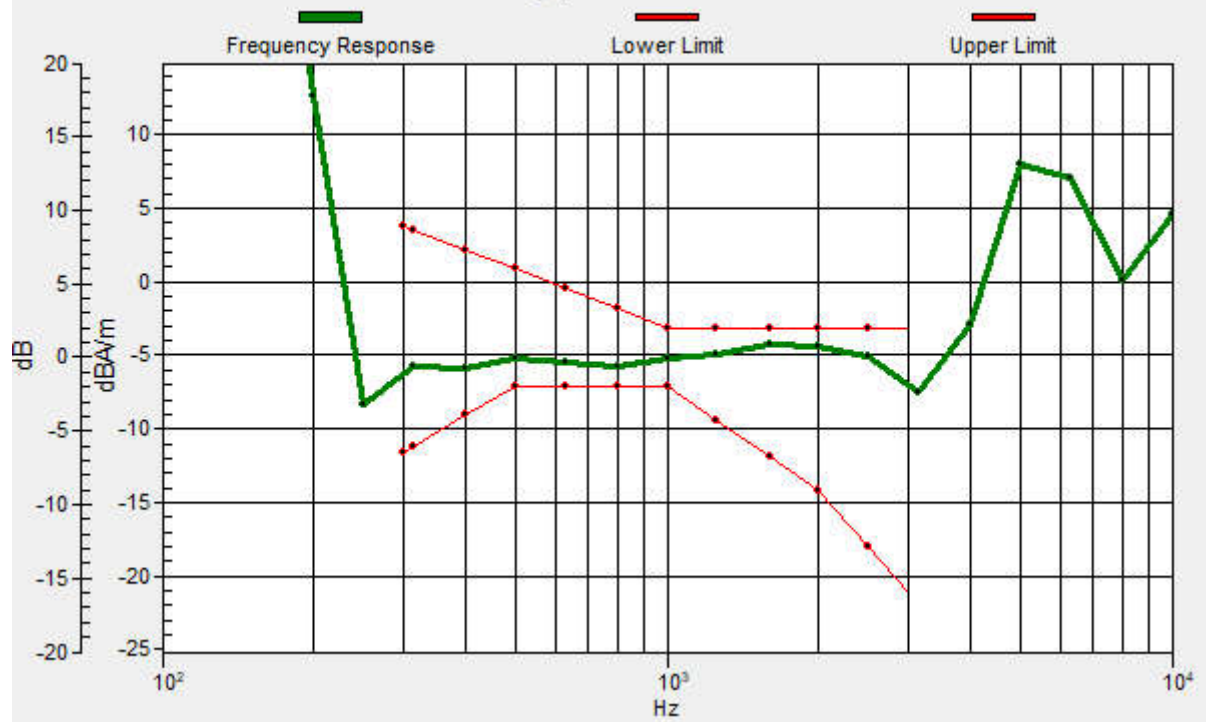
Location: 5, -0.4, 3.7 mm



0 dB = 137.6 = 42.77 dB

# Ch132322/z (axial) wideband at best S/N/ABM Freq Resp(x,y,z,f)

Loc: 4.2, 0, 3.7 mm Diff: 1.16dB





### 3\_HAC T-Coil\_LTE Band 66\_20M\_16QAM\_1RB\_0Offset\_Ch132322(Y)

Communication System: UID 0, LTE-FDD (0); Frequency: 1745 MHz; Duty Cycle: 1:1

Medium: Air Medium parameters used:  $\sigma = 0$  S/m,  $\epsilon_r = 1$ ;  $\rho = 0$  kg/m<sup>3</sup>

Ambient Temperature : 23.3 °C;

DASY5 Configuration:

- Probe: AM1DV3 - 3093; Calibrated: 2023/1/31

- Sensor-Surface: 0mm (Fix Surface)

- Electronics: DAE4 Sn1649; Calibrated: 2023/4/24

- Phantom: HAC Test Arch with AMCC; Type: SD HAC P01 BA

- Measurement SW: DASY52, Version 52.10 (4); SEMCAD X Version 14.6.14 (7501)


#### Ch132322/y (transversal) 4.2mm 50 x 50/ABM Interpolated SNR(x,y,z) (121x121x1):

Interpolated grid: dx=1.000 mm, dy=1.000 mm

ABM1/ABM2 = 37.31 dB

ABM1 comp = -13.90 dBA/m

Location: 4.2, 8.3, 3.7 mm



0 dB = 73.39 = 37.31 dB

### 4\_HAC T-Coil\_LTE Band 48\_20M\_16QAM\_1RB\_0Offset\_Ch55990(Z)

Communication System: UID 0, LTE-TDD (0); Frequency: 3625 MHz;Duty Cycle: 1:1.59

Medium: Air Medium parameters used:  $\sigma = 0$  S/m,  $\epsilon_r = 1$ ;  $\rho = 0$  kg/m<sup>3</sup>

Ambient Temperature : 23.3 °C;

DASY5 Configuration:

- Probe: AM1DV3 - 3093; Calibrated: 2023/1/31
- Sensor-Surface: 0mm (Fix Surface)
- Electronics: DAE4 Sn1649; Calibrated: 2023/4/24
- Phantom: HAC Test Arch with AMCC; Type: SD HAC P01 BA
- Measurement SW: DASY52, Version 52.10 (4); SEMCAD X Version 14.6.14 (7501)


### Ch55990/z (axial) 4.2mm 50 x 50/ABM Interpolated SNR(x,y,z) (121x121x1):

Interpolated grid: dx=1.000 mm, dy=1.000 mm

ABM1/ABM2 = 43.31 dB

ABM1 comp = 3.88 dBA/m

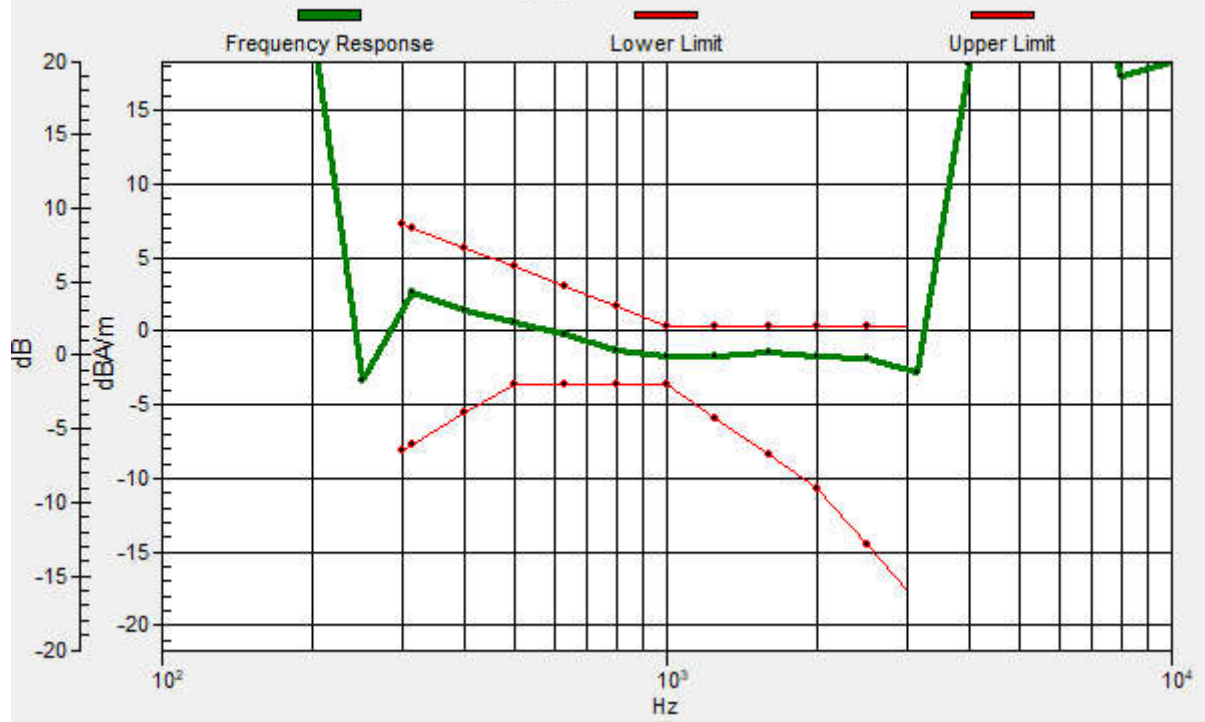
Location: 25, 0, 3.7 mm



0 dB = 146.4 = 43.31 dB

# Ch55990/z (axial) wideband at best S/N/ABM Freq Resp(x,y,z,f)

Loc: 25, 0, 3.7 mm Diff: 1.85dB



#### 4\_HAC T-Coil\_LTE Band 48\_20M\_16QAM\_1RB\_0Offset\_Ch55990(Y)

Communication System: UID 0, LTE-TDD (0); Frequency: 3625 MHz; Duty Cycle: 1:1.59

Medium: Air Medium parameters used:  $\sigma = 0$  S/m,  $\epsilon_r = 1$ ;  $\rho = 0$  kg/m<sup>3</sup>

Ambient Temperature : 23.3 °C;

DASY5 Configuration:

- Probe: AM1DV3 - 3093; Calibrated: 2023/1/31

- Sensor-Surface: 0mm (Fix Surface)

- Electronics: DAE4 Sn1649; Calibrated: 2023/4/24

- Phantom: HAC Test Arch with AMCC; Type: SD HAC P01 BA

- Measurement SW: DASY52, Version 52.10 (4); SEMCAD X Version 14.6.14 (7501)


#### Ch55990/y (transversal) 4.2mm 50 x 50/ABM Interpolated SNR(x,y,z) (121x121x1):

Interpolated grid: dx=1.000 mm, dy=1.000 mm

ABM1/ABM2 = 44.32 dB

ABM1 comp = 2.16 dBA/m

Location: 8.8, 1.7, 3.7 mm



0 dB = 164.5 = 44.32 dB