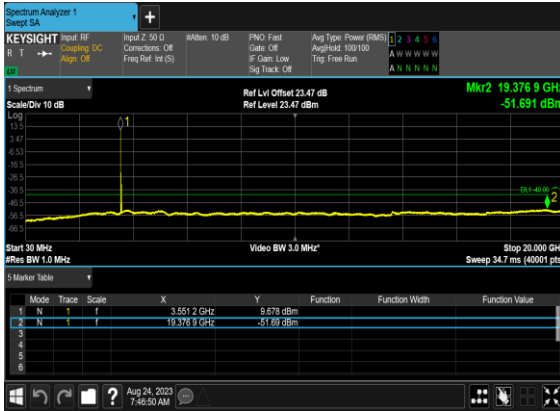
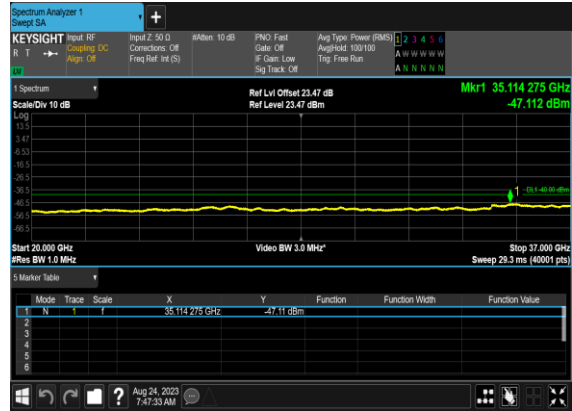


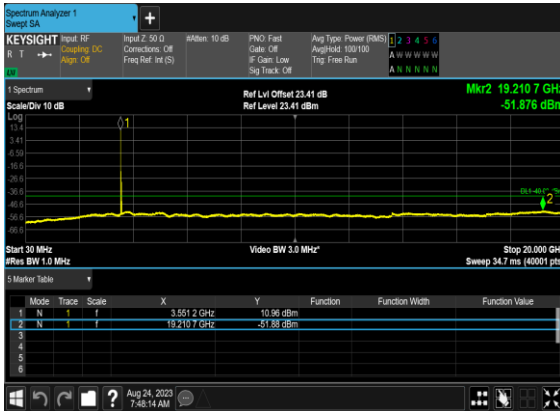
N48(40M)_DFT-s-OFDM_BPSK_Edge_1RB_Left_Low_CH



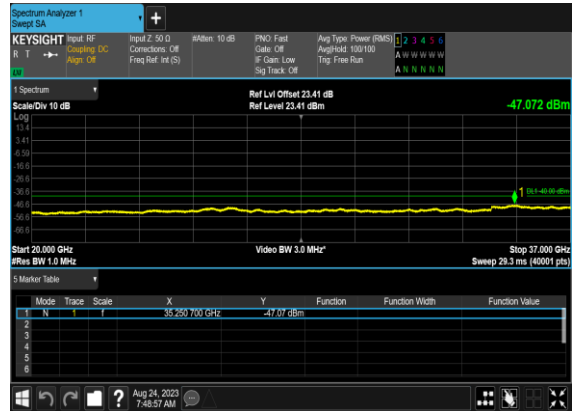
N48(40M)_DFT-s-OFDM_BPSK_Edge_1RB_Left_Low_CH



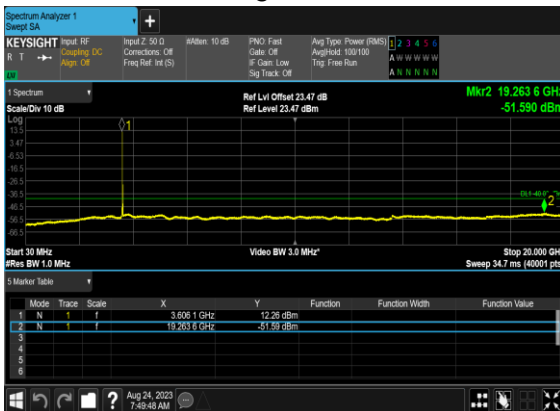
N48(40M)_DFT-s-OFDM_QPSK_Edge_1RB_Left_Low_CH



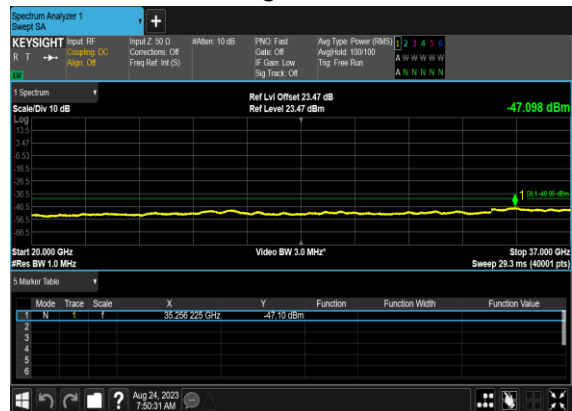
N48(40M)_DFT-s-OFDM_QPSK_Edge_1RB_Left_Low_CH



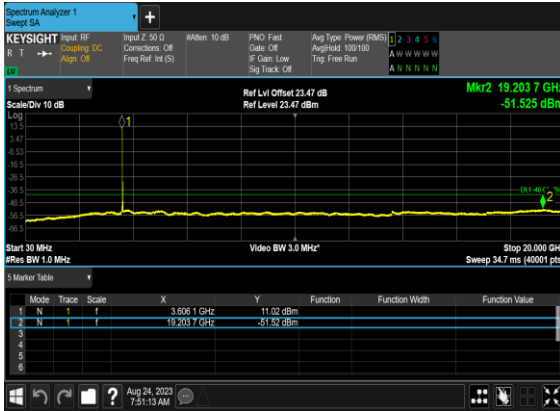
N48(40M)_DFT-s-OFDM_BPSK_Edge_1RB_Left_Mid_CH



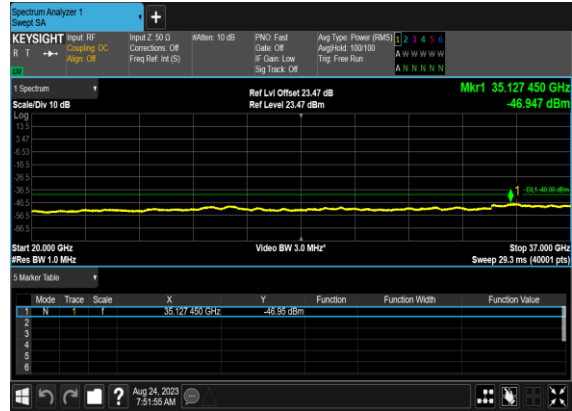
N48(40M)_DFT-s-OFDM_BPSK_Edge_1RB_Left_Mid_CH



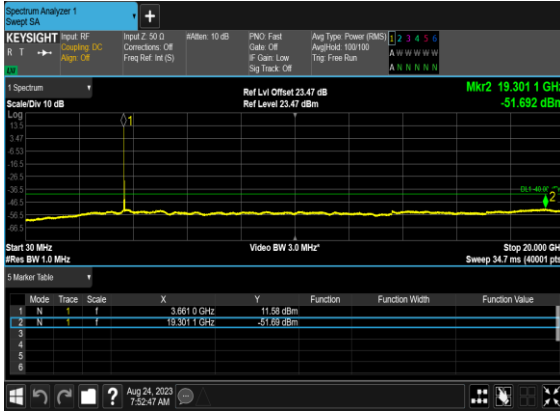
N48(40M)_DFT-s-OFDM_QPSK_Edge_1RB_Left_Mid_CH



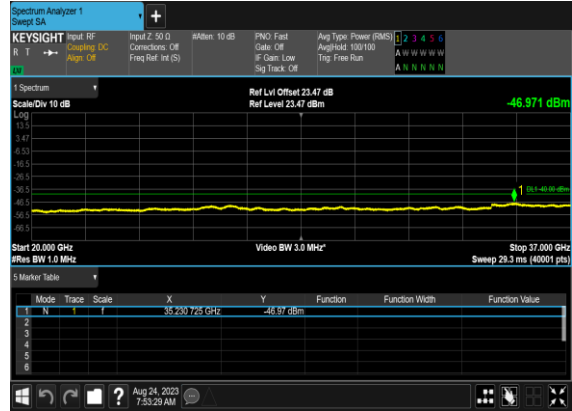
N48(40M)_DFT-s-OFDM_QPSK_Edge_1RB_Left_Mid_CH



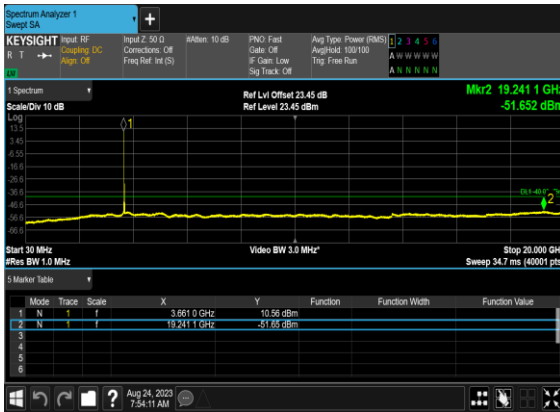
N48(40M)_DFT-s-OFDM_BPSK_Edge_1RB_Left_High_CH



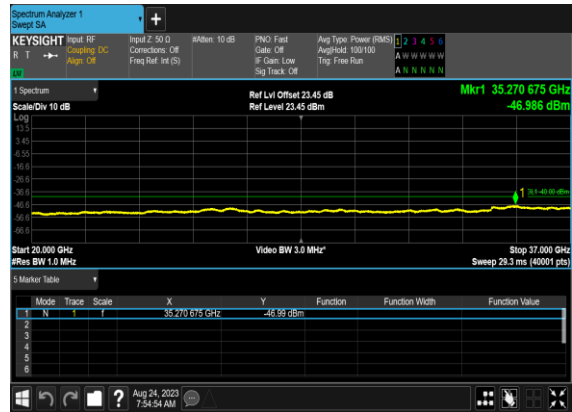
N48(40M)_DFT-s-OFDM_BPSK_Edge_1RB_Left_High_CH



N48(40M)_DFT-s-OFDM_QPSK_Edge_1RB_Left_High_CH



N48(40M)_DFT-s-OFDM_QPSK_Edge_1RB_Left_High_CH



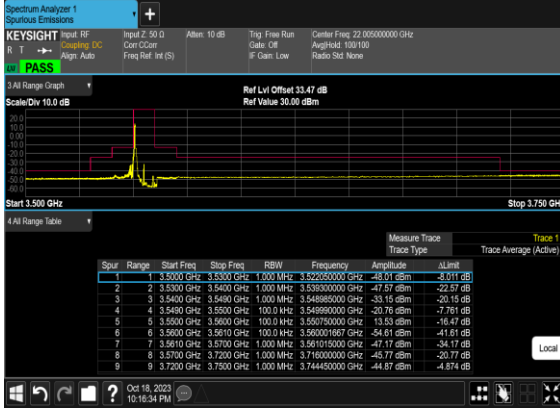
Conducted Band Edge

NR Band	SCS (kHz)	Bandwidth (MHz)	Arfcn	Freq (MHz)	Modulation	RB	Result	Verdict
48	30	10	641666	3624.99	DFT-s-OFDM BPSK	1@0	see graph	PASS
48	30	10	637000	3555.0	DFT-s-OFDM QPSK	1@0	see graph	PASS
48	30	10	637000	3555.0	DFT-s-OFDM BPSK	1@23	see graph	PASS
48	30	10	637000	3555.0	DFT-s-OFDM QPSK	1@23	see graph	PASS
48	30	10	637000	3555.0	DFT-s-OFDM BPSK	24@0	see graph	PASS
48	30	10	637000	3555.0	DFT-s-OFDM QPSK	24@0	see graph	PASS
48	30	10	641666	3624.99	DFT-s-OFDM BPSK	1@0	see graph	PASS
48	30	10	641666	3624.99	DFT-s-OFDM QPSK	1@0	see graph	PASS
48	30	10	641666	3624.99	DFT-s-OFDM BPSK	1@23	see graph	PASS
48	30	10	641666	3624.99	DFT-s-OFDM QPSK	1@23	see graph	PASS
48	30	10	641666	3624.99	DFT-s-OFDM BPSK	24@0	see graph	PASS
48	30	10	641666	3624.99	DFT-s-OFDM QPSK	24@0	see graph	PASS
48	30	10	646332	3694.98	DFT-s-OFDM BPSK	1@0	see graph	PASS
48	30	10	646332	3694.98	DFT-s-OFDM QPSK	1@0	see graph	PASS
48	30	10	646332	3694.98	DFT-s-OFDM BPSK	1@23	see graph	PASS
48	30	10	646332	3694.98	DFT-s-OFDM QPSK	1@23	see graph	PASS
48	30	10	646332	3694.98	DFT-s-OFDM BPSK	24@0	see graph	PASS
48	30	10	646332	3694.98	DFT-s-OFDM QPSK	24@0	see graph	PASS
48	30	20	637334	3560.01	DFT-s-OFDM BPSK	1@0	see graph	PASS
48	30	20	637334	3560.01	DFT-s-OFDM QPSK	1@0	see graph	PASS
48	30	20	637334	3560.01	DFT-s-OFDM BPSK	1@50	see graph	PASS
48	30	20	637334	3560.01	DFT-s-OFDM QPSK	1@50	see graph	PASS
48	30	20	637334	3560.01	DFT-s-OFDM BPSK	50@0	see graph	PASS

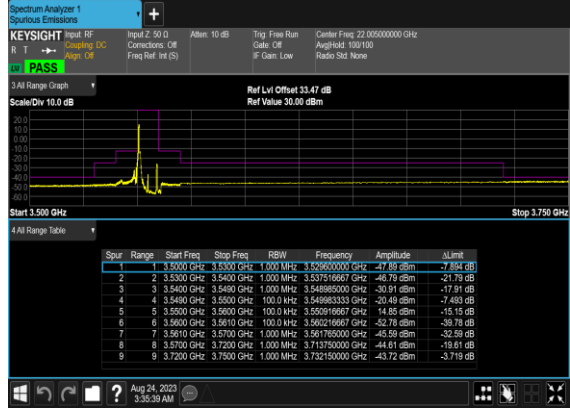
48	30	20	637334	3560.01	DFT-s-OFDM QPSK	50@0	see graph	PASS
48	30	20	641666	3624.99	DFT-s-OFDM BPSK	1@0	see graph	PASS
48	30	20	641666	3624.99	DFT-s-OFDM QPSK	1@0	see graph	PASS
48	30	20	641666	3624.99	DFT-s-OFDM BPSK	1@50	see graph	PASS
48	30	20	641666	3624.99	DFT-s-OFDM QPSK	1@50	see graph	PASS
48	30	20	641666	3624.99	DFT-s-OFDM BPSK	50@0	see graph	PASS
48	30	20	641666	3624.99	DFT-s-OFDM QPSK	50@0	see graph	PASS
48	30	20	646000	3690.0	DFT-s-OFDM BPSK	1@0	see graph	PASS
48	30	20	646000	3690.0	DFT-s-OFDM QPSK	1@0	see graph	PASS
48	30	20	646000	3690.0	DFT-s-OFDM BPSK	1@50	see graph	PASS
48	30	20	646000	3690.0	DFT-s-OFDM QPSK	1@50	see graph	PASS
48	30	20	646000	3690.0	DFT-s-OFDM BPSK	50@0	see graph	PASS
48	30	20	646000	3690.0	DFT-s-OFDM QPSK	50@0	see graph	PASS
48	30	40	638000	3570.0	DFT-s-OFDM BPSK	1@0	see graph	PASS
48	30	40	638000	3570.0	DFT-s-OFDM QPSK	1@0	see graph	PASS
48	30	40	638000	3570.0	DFT-s-OFDM BPSK	1@105	see graph	PASS
48	30	40	638000	3570.0	DFT-s-OFDM QPSK	1@105	see graph	PASS
48	30	40	638000	3570.0	DFT-s-OFDM BPSK	100@0	see graph	PASS
48	30	40	638000	3570.0	DFT-s-OFDM QPSK	100@0	see graph	PASS
48	30	40	641666	3624.99	DFT-s-OFDM BPSK	1@0	see graph	PASS
48	30	40	641666	3624.99	DFT-s-OFDM QPSK	1@0	see graph	PASS
48	30	40	641666	3624.99	DFT-s-OFDM BPSK	1@105	see graph	PASS
48	30	40	641666	3624.99	DFT-s-OFDM QPSK	1@105	see graph	PASS
48	30	40	641666	3624.99	DFT-s-OFDM BPSK	100@0	see graph	PASS
48	30	40	641666	3624.99	DFT-s-OFDM	100@0	see graph	PASS

QPSK								
48	30	40	645332	3679.98	DFT-s-OFDM BPSK	1@0	see graph	PASS
48	30	40	645332	3679.98	DFT-s-OFDM QPSK	1@0	see graph	PASS
48	30	40	645332	3679.98	DFT-s-OFDM BPSK	1@105	see graph	PASS
48	30	40	645332	3679.98	DFT-s-OFDM QPSK	1@105	see graph	PASS
48	30	40	645332	3679.98	DFT-s-OFDM BPSK	100@0	see graph	PASS
48	30	40	645332	3679.98	DFT-s-OFDM QPSK	100@0	see graph	PASS

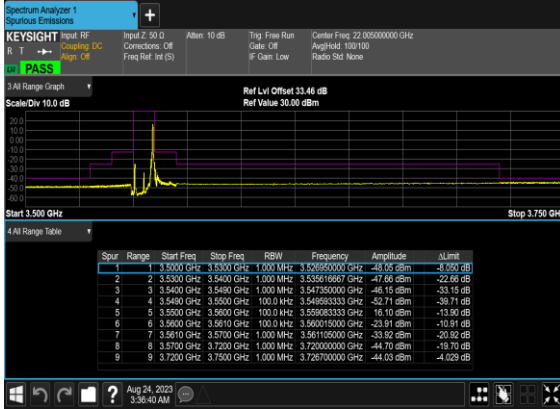
N48(10M)_DFT-s-OFDM_BPSK_Edge_1RB_Left_Low_CH



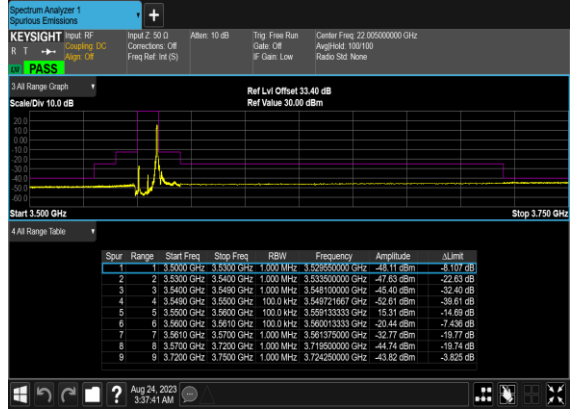
N48(10M)_DFT-s-OFDM_QPSK_Edge_1RB_Left_Low_CH



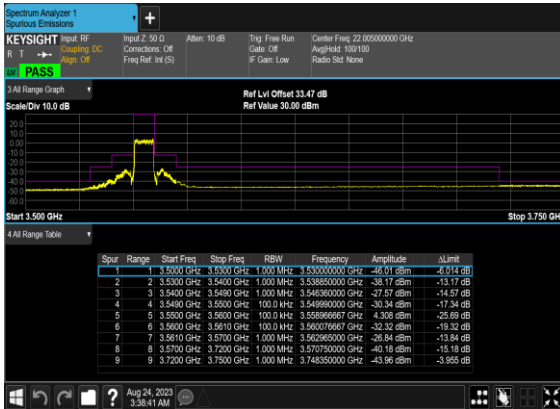
N48(10M)_DFT-s-OFDM_BPSK_Edge_1RB_Right_Low_CH



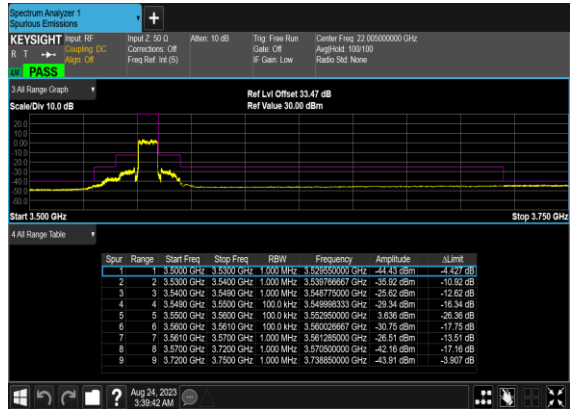
N48(10M)_DFT-s-OFDM_QPSK_Edge_1RB_Right_Low_CH



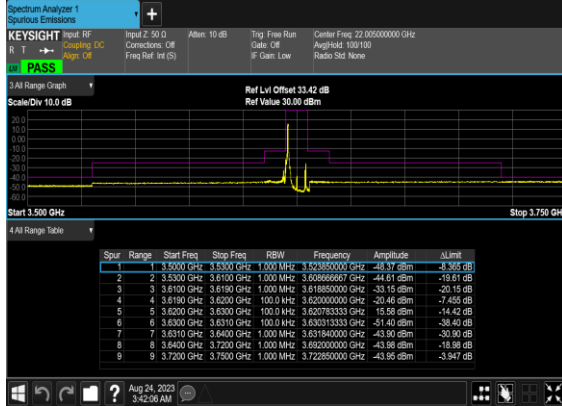
N48(10M)_DFT-s-OFDM_BPSK_Outer_Full_Low_CH



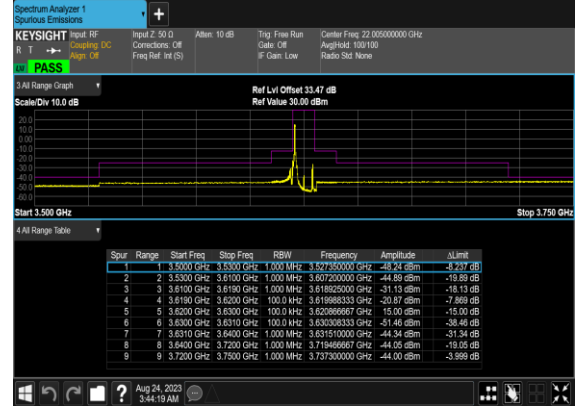
N48(10M)_DFT-s-OFDM_QPSK_Outer_Full_Low_CH



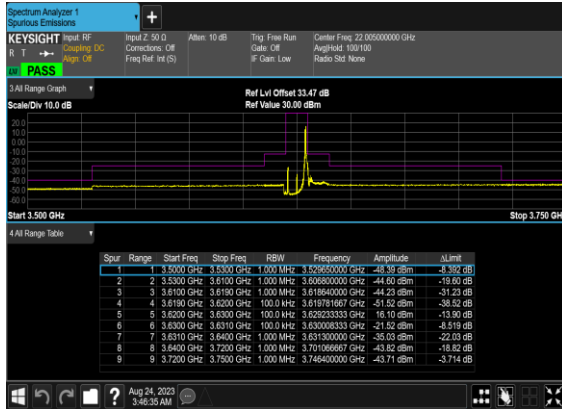
N48(10M)_DFT-s-OFDM_BPSK_Edge_1RB_Left_Mid_CH



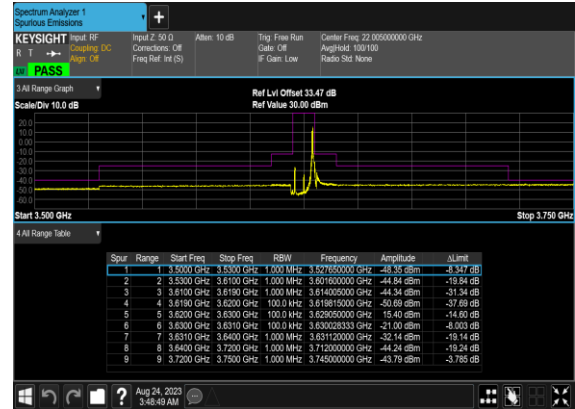
N48(10M)_DFT-s-OFDM_QPSK_Edge_1RB_Left_Mid_CH



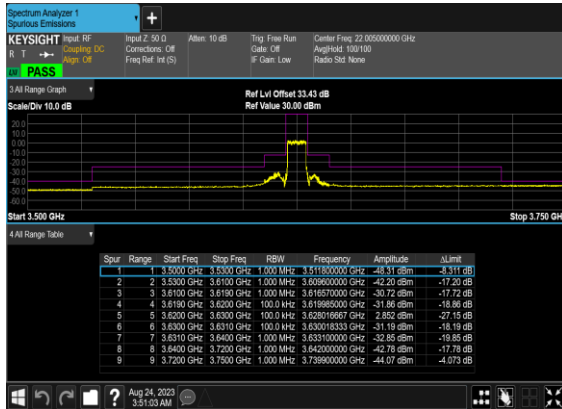
N48(10M)_DFT-s-OFDM_BPSK_Edge_1RB_Right_Mid_CH



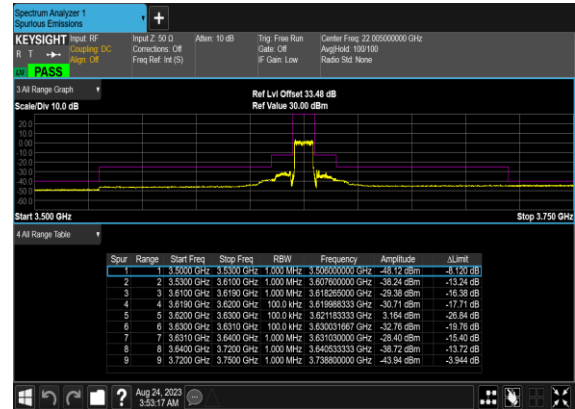
N48(10M)_DFT-s-OFDM_QPSK_Edge_1RB_Right_Mid_CH



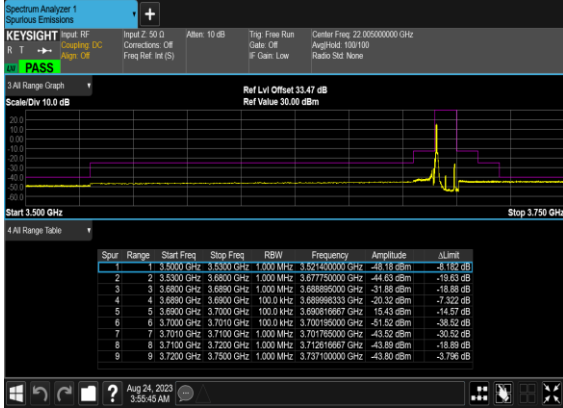
N48(10M)_DFT-s-OFDM_BPSK_Outer_Full_Mid_CH



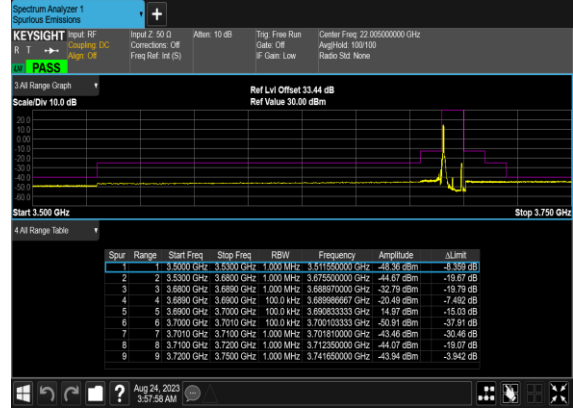
N48(10M)_DFT-s-OFDM_QPSK_Outer_Full_Mid_CH



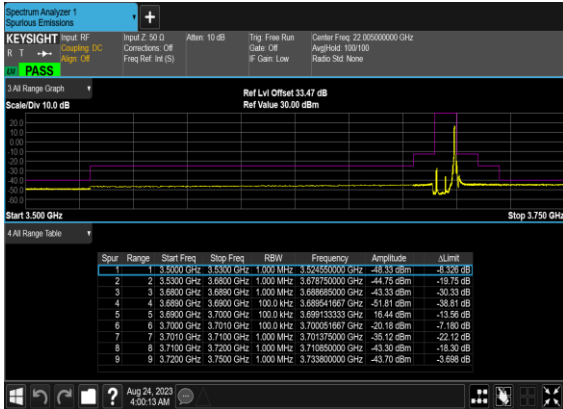
N48(10M)_DFT-s-OFDM_BPSK_Edge_1RB_Left_High_CH



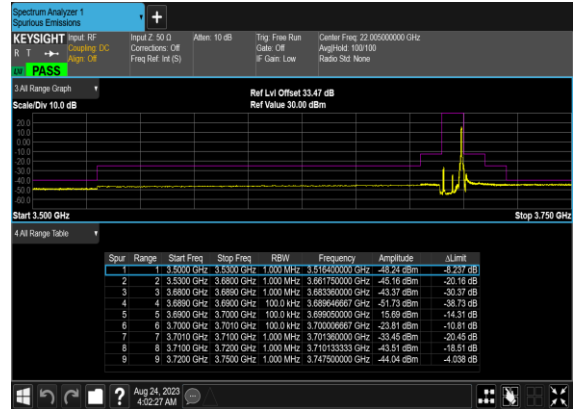
N48(10M)_DFT-s-OFDM_QPSK_Edge_1RB_Left_High_CH



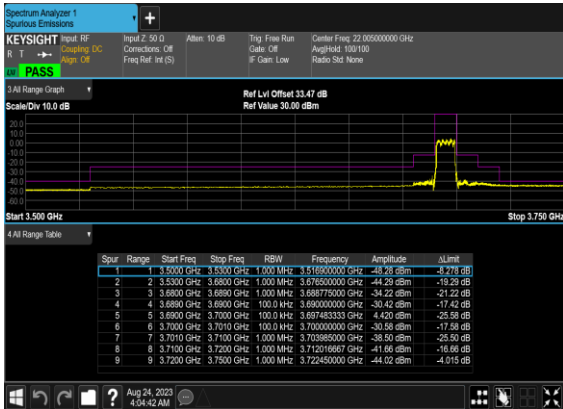
N48(10M)_DFT-s-OFDM_BPSK_Edge_1RB_Right_High_CH



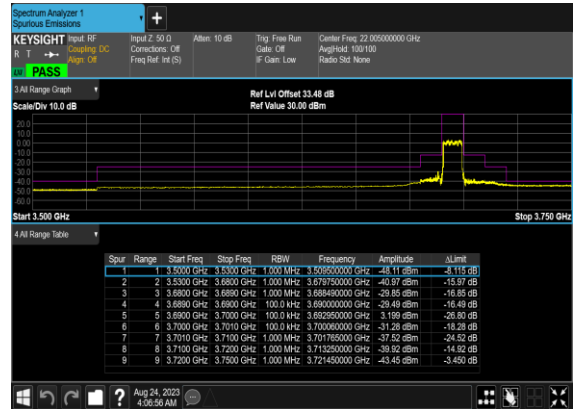
N48(10M)_DFT-s-OFDM_QPSK_Edge_1RB_Right_High_CH



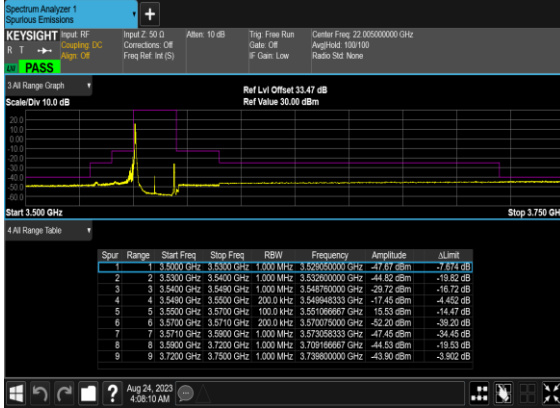
N48(10M)_DFT-s-OFDM_BPSK_Outer_Full_High_CH



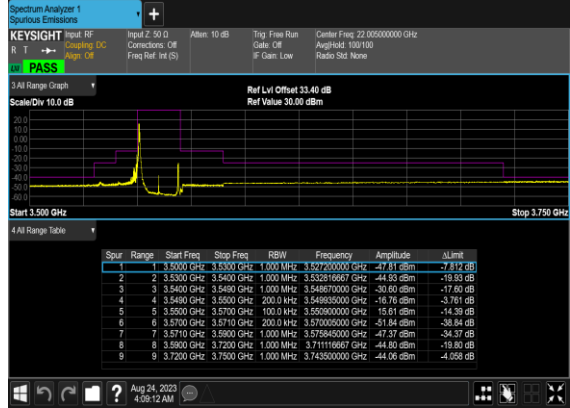
N48(10M)_DFT-s-OFDM_QPSK_Outer_Full_High_CH



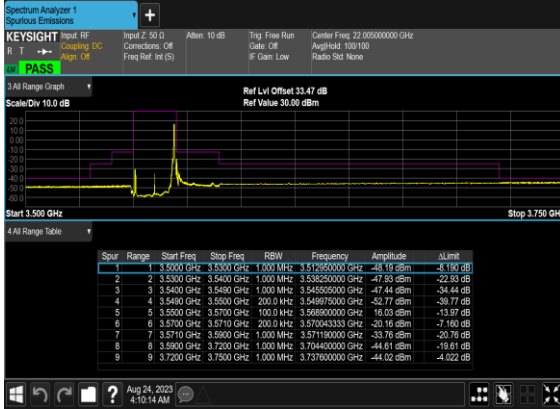
N48(20M)_DFT-s-OFDM_BPSK_Edge_1RB_Left_Low_CH



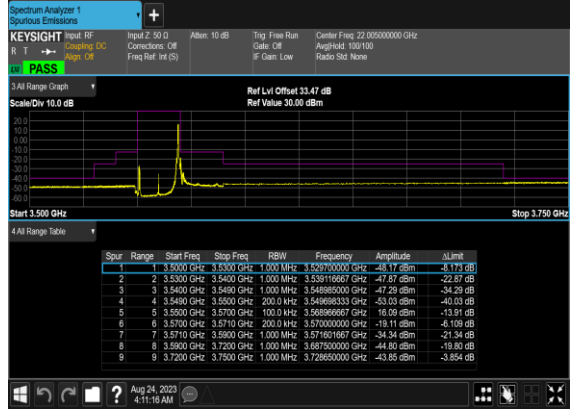
N48(20M)_DFT-s-OFDM_QPSK_Edge_1RB_Left_Low_CH



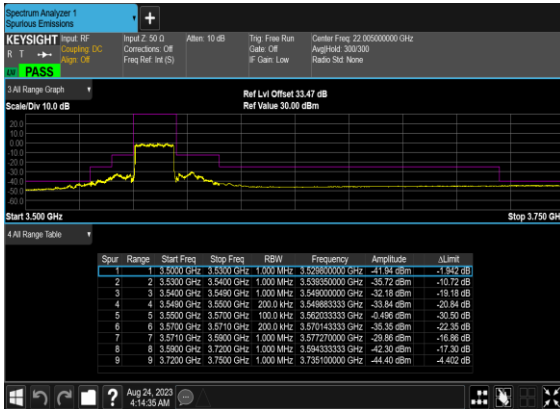
N48(20M)_DFT-s-OFDM_BPSK_Edge_1RB_Right_Low_CH



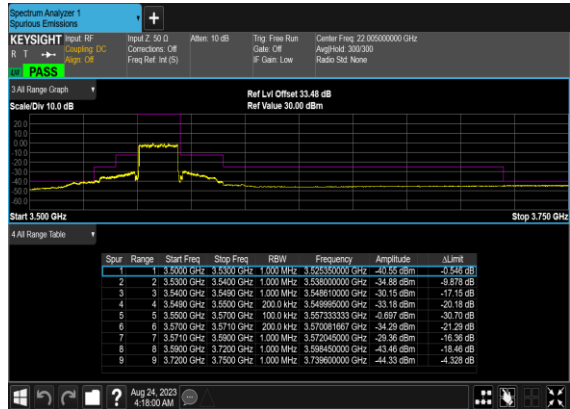
N48(20M)_DFT-s-OFDM_QPSK_Edge_1RB_Right_Low_CH



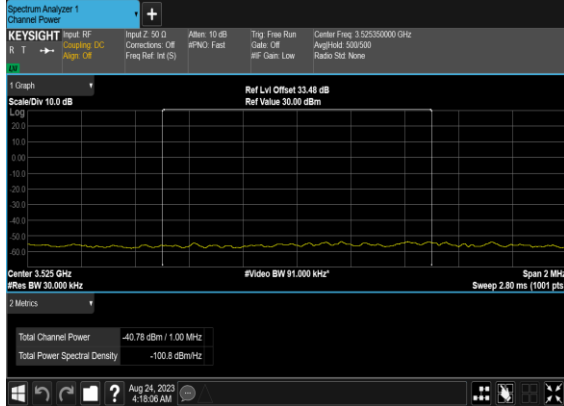
N48(20M)_DFT-s-OFDM_BPSK_Outer_Full_Low_CH



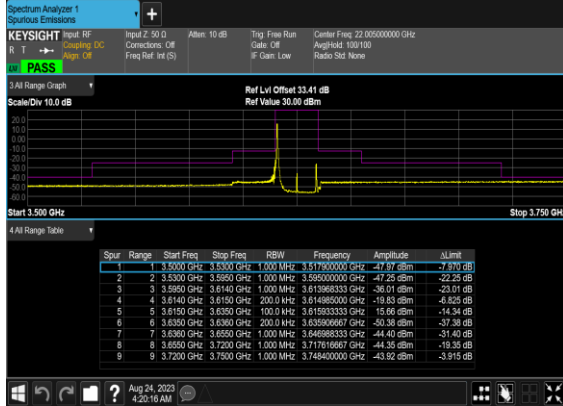
N48(20M)_DFT-s-OFDM_QPSK_Outer_Full_Low_CH



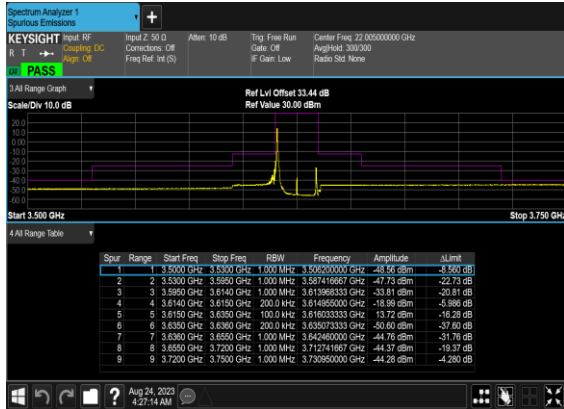
N48(20M)_DFT-s- OFDM_QPSK_Outer_Full_Low_CH_CHP_PASS



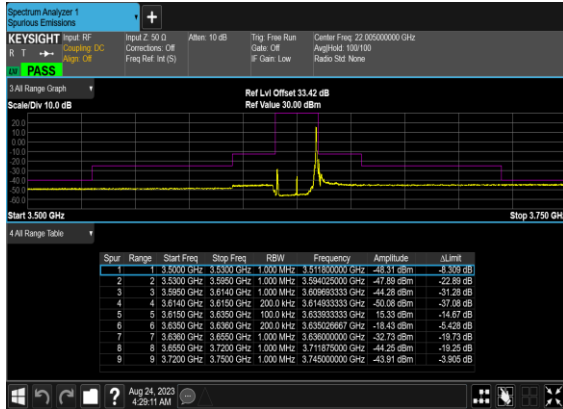
N48(20M)_DFT-s- OFDM_BPSK_Edge_1RB_Left_Mid_CH



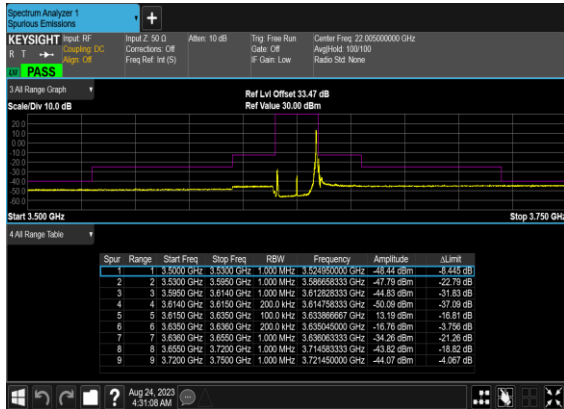
N48(20M)_DFT-s- OFDM_QPSK_Edge_1RB_Left_Mid_CH



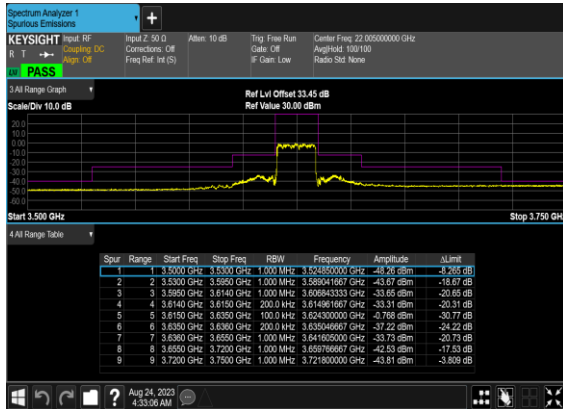
N48(20M)_DFT-s- OFDM_BPSK_Edge_1RB_Right_Mid_CH



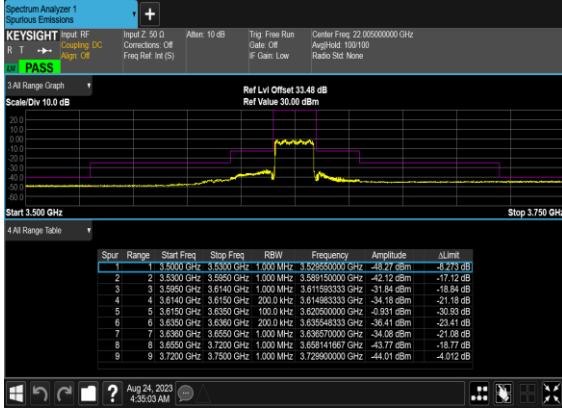
N48(20M)_DFT-s- OFDM_QPSK_Edge_1RB_Right_Mid_CH



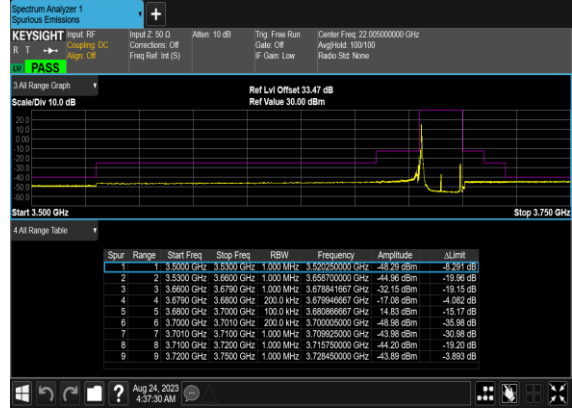
N48(20M)_DFT-s- OFDM_BPSK_Outer_Full_Mid_CH



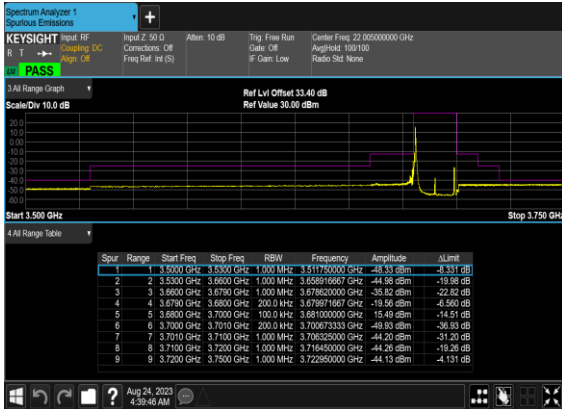
N48(20M)_DFT-s-OFDM_QPSK_Outer_Full_Mid_CH



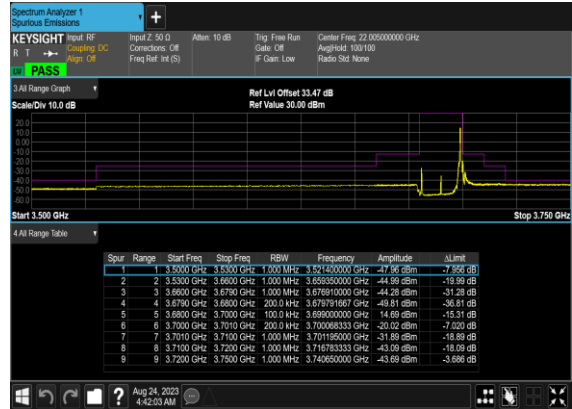
N48(20M)_DFT-s-OFDM_BPSK_Edge_1RB_Left_High_CH



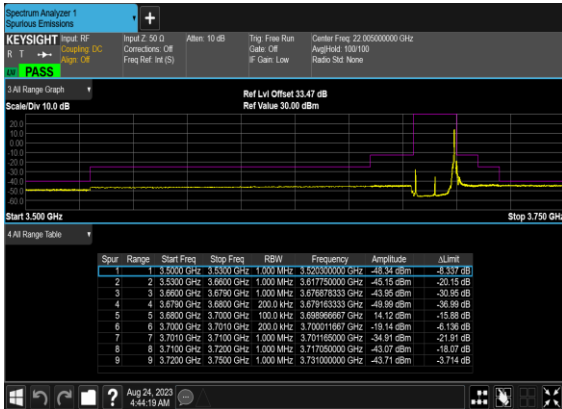
N48(20M)_DFT-s-OFDM_QPSK_Edge_1RB_Left_High_CH



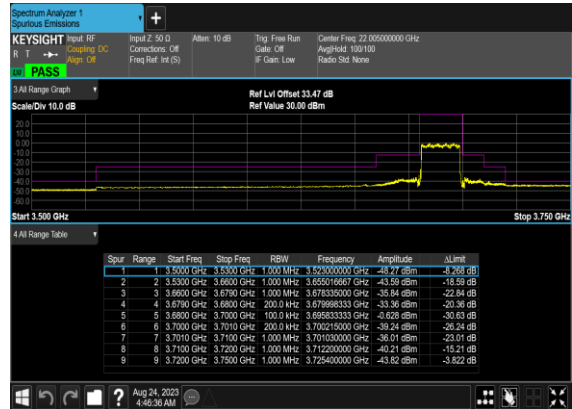
N48(20M)_DFT-s-OFDM_BPSK_Edge_1RB_Right_High_CH



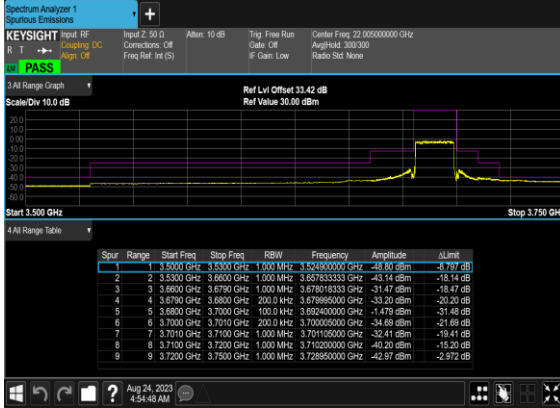
N48(20M)_DFT-s-OFDM_QPSK_Edge_1RB_Right_High_CH



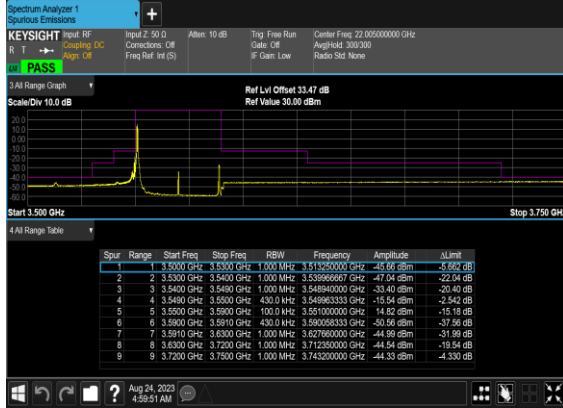
N48(20M)_DFT-s-OFDM_BPSK_Outer_Full_High_CH



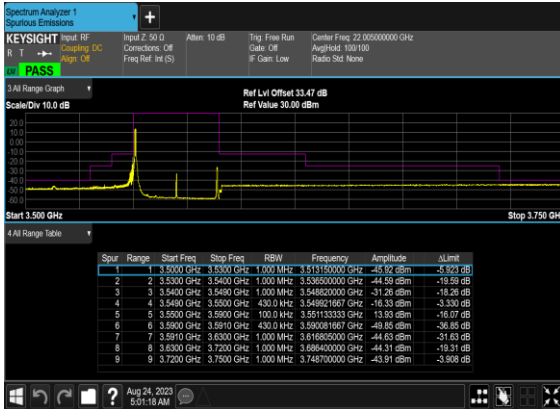
N48(20M)_DFT-s- OFDM_QPSK_Outer_Full_High_CH



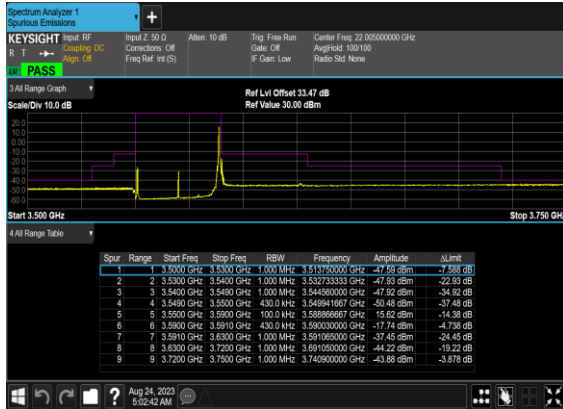
N48(40M)_DFT-s- OFDM_BPSK_Edge_1RB_Left_Low_CH



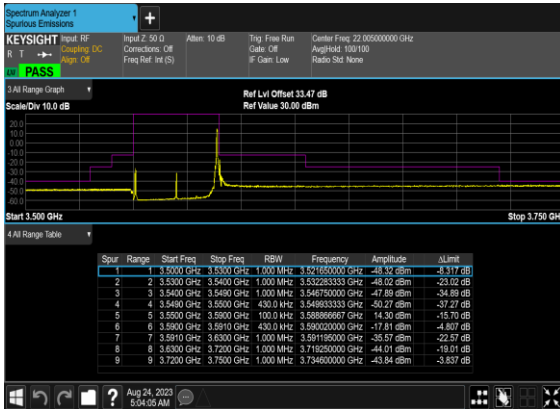
N48(40M)_DFT-s- OFDM_QPSK_Edge_1RB_Left_Low_CH



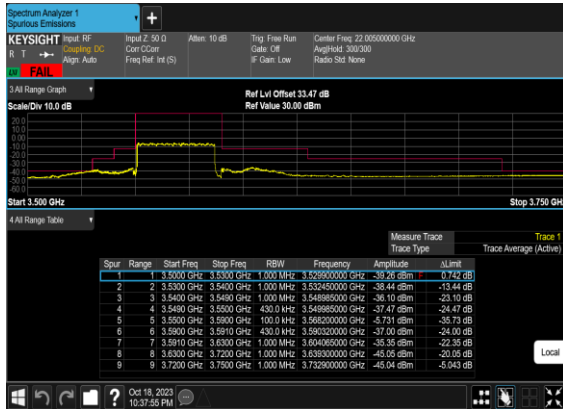
N48(40M)_DFT-s- OFDM_BPSK_Edge_1RB_Right_Low_CH



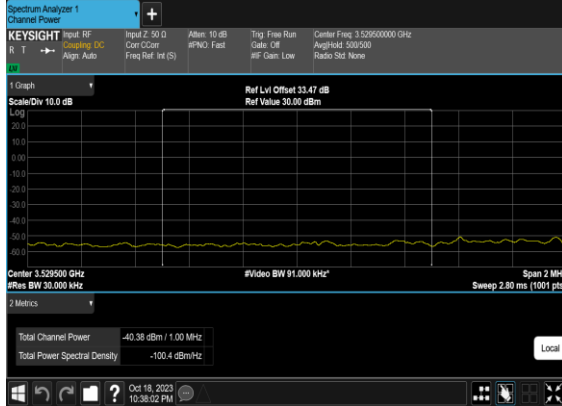
N48(40M)_DFT-s- OFDM_QPSK_Edge_1RB_Right_Low_CH



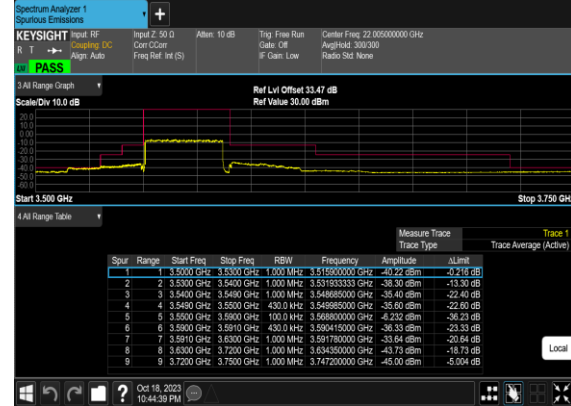
N48(40M)_DFT-s- OFDM_BPSK_Outer_Full_Low_CH



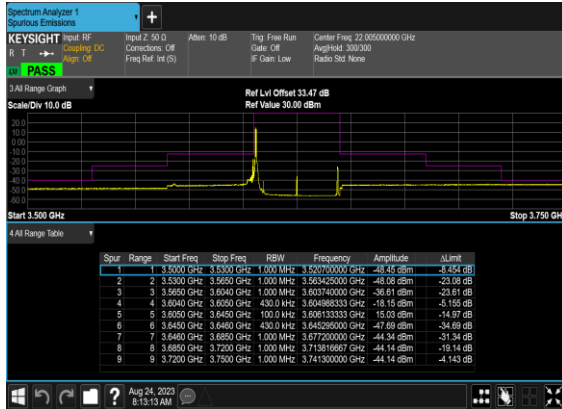
N48(40M)_DFT-s-OFDM_BPSK_Outer_Full_Low_CH_CHP_PASS



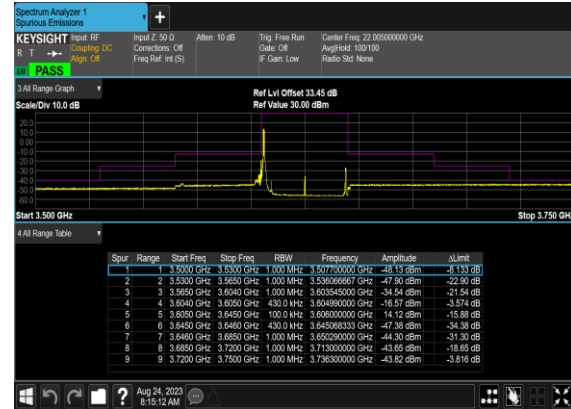
N48(40M)_DFT-s-OFDM_QPSK_Outer_Full_Low_CH



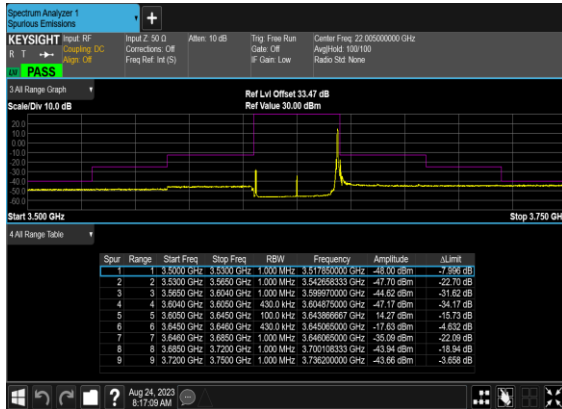
N48(40M)_DFT-s-OFDM_BPSK_Edge_1RB_Left_Mid_CH



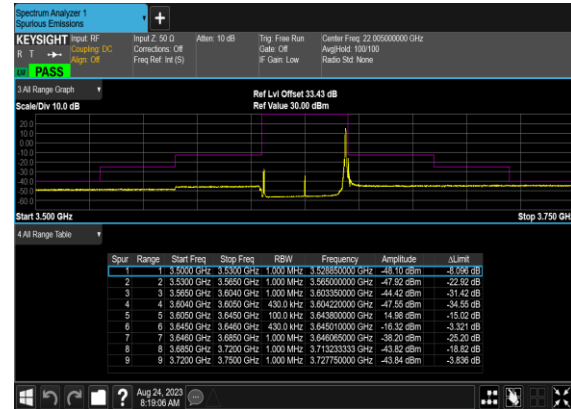
N48(40M)_DFT-s-OFDM_QPSK_Edge_1RB_Left_Mid_CH



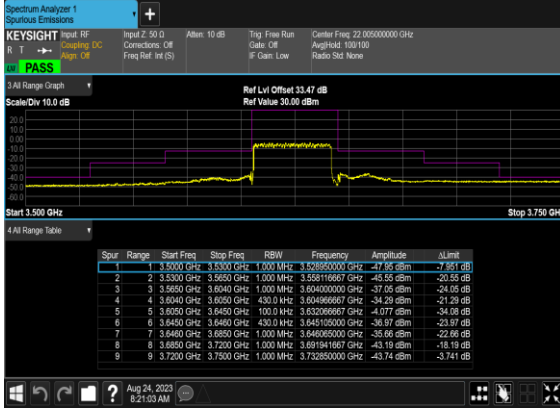
N48(40M)_DFT-s-OFDM_BPSK_Edge_1RB_Right_Mid_CH



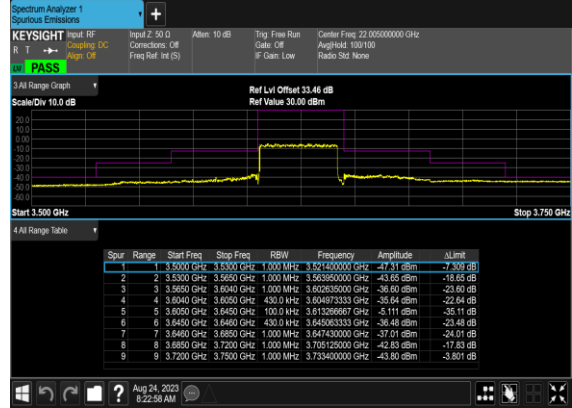
N48(40M)_DFT-s-OFDM_QPSK_Edge_1RB_Right_Mid_CH



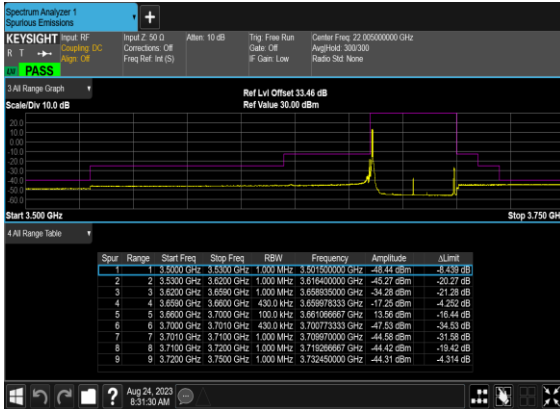
N48(40M)_DFT-s-OFDM_BPSK_Outer_Full_Mid_CH



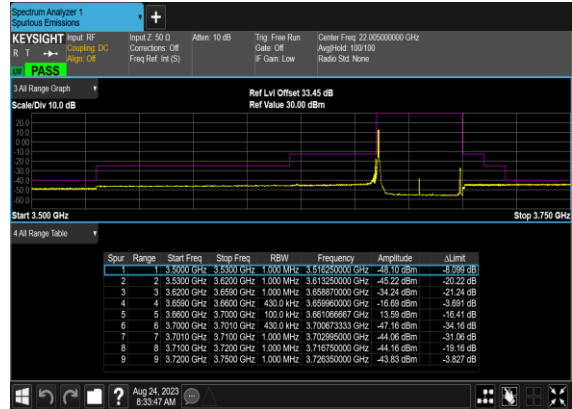
N48(40M)_DFT-s-OFDM_QPSK_Outer_Full_Mid_CH



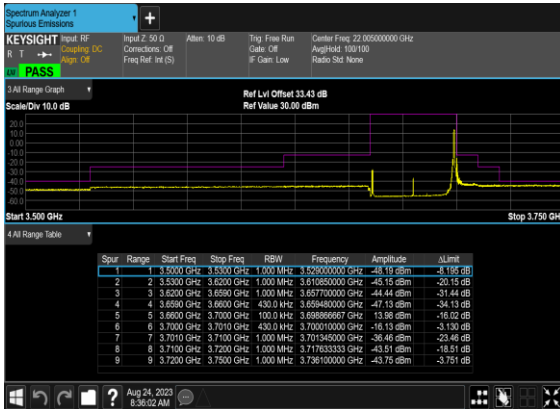
N48(40M)_DFT-s-OFDM_BPSK_Edge_1RB_Left_High_CH



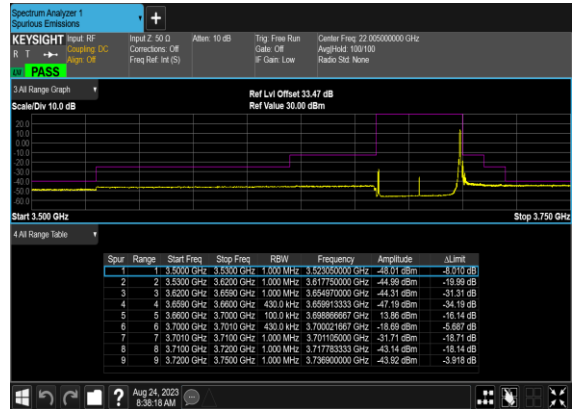
N48(40M)_DFT-s-OFDM_QPSK_Edge_1RB_Left_High_CH



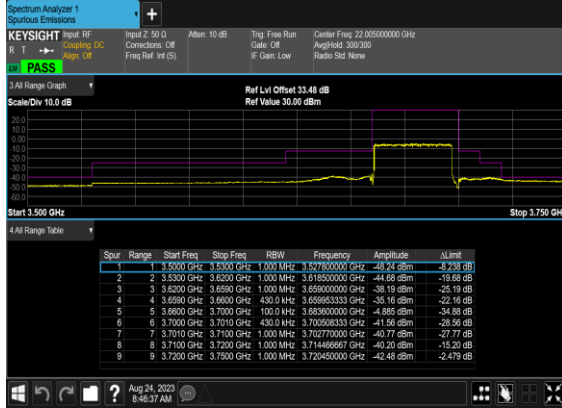
N48(40M)_DFT-s-OFDM_BPSK_Edge_1RB_Right_High_CH



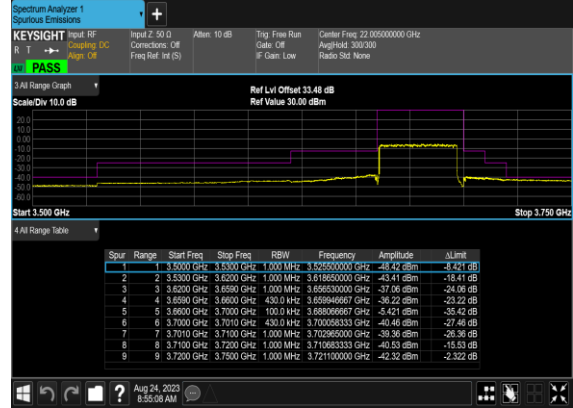
N48(40M)_DFT-s-OFDM_QPSK_Edge_1RB_Right_High_CH



N48(40M)_DFT-s- OFDM_BPSK_Outer_Full_High_CH



N48(40M)_DFT-s- OFDM_QPSK_Outer_Full_High_CH





Appendix B. Test Results of Radiated Test

Radiated Spurious Emission

Test Engineer :	Chris Chen	Temperature :	23~25°C
		Relative Humidity :	41~42%

RSE pre-scanned harmonic for different antennas, choose the worst antenna perform final test and record in the report.

n48SA / NR 40MHz / QPSK(ANT5)								
Channel	Frequency (MHz)	EIRP (dBm)	Limit (dBm)	Over Limit (dB)	S.G. Power (dBm)	TX Cable loss (dB)	TX Antenna Gain (dBi)	Polarization (H/V)
Middle	7212	-61.78	-40	-21.78	-73.24	2.84	14.30	H
	10824	-55.70	-40	-15.70	-65.64	3.49	13.43	H
	14424	-48.07	-40	-8.07	-58.31	3.85	14.09	H
	7212	-62.35	-40	-22.35	-73.81	2.84	14.30	V
	10824	-56.37	-40	-16.37	-66.31	3.49	13.43	V
	14424	-47.75	-40	-7.75	-57.99	3.85	14.09	V

Remark: Spurious emissions within 30-1000MHz were found more than 20dB below limit line.

EN-DC_13A_n48A / LTE 10MHz + NR 40MHz / QPSK / ANT1(LTE) & ANT5(NR)								
Channel	Frequency (MHz)	EIRP (dBm)	Limit (dBm)	Over Limit (dB)	S.G. Power (dBm)	TX Cable loss (dB)	TX Antenna Gain (dBi)	Polarization (H/V)
Middle	7212	-62.96	-40	-22.96	-74.42	2.84	14.30	H
	10824	-61.28	-40	-21.28	-71.22	3.49	13.43	H
	14424	-59.70	-40	-19.70	-69.94	3.85	14.09	H
	7212	-62.88	-40	-22.88	-74.34	2.84	14.30	V
	10824	-61.08	-40	-21.08	-71.02	3.49	13.43	V
	14424	-59.79	-40	-19.79	-70.03	3.85	14.09	V

Remark: Spurious emissions within 30-1000MHz were found more than 20dB below limit line.