



## Appendix B. SAR Plots of SAR Measurement

The SAR plots for highest measured SAR in each exposure configuration, wireless mode and frequency band combination, and measured SAR > 1.5 W/kg are shown as follows.

### P01 GSM850\_GPRS10\_Right Cheek\_Ch251

**DUT: 140506N015**


Communication System: GPRS10; Frequency: 848.8 MHz; Duty Cycle: 1:4  
Medium: H835-A\_0520 Medium parameters used:  $f = 849$  MHz;  $\sigma = 0.934$  S/m;  $\epsilon_r = 42.882$ ;  $\rho = 1000$  kg/m<sup>3</sup>  
Ambient Temperature : 21.7 °C ; Liquid Temperature : 20.6 °C

DASY5 Configuration:

- Probe: EX3DV4 - SN3873; ConvF(9.56, 9.56, 9.56); Calibrated: 2013/09/03;
- Sensor-Surface: 2mm (Mechanical Surface Detection)
- Electronics: DAE4 Sn1341; Calibrated: 2013/08/29
- Phantom: Front Phantom with CRP v5.0; Type: QD000P40CD; Serial: TP:1695
- Measurement SW: DASY52, Version 52.8 (7); SEMCAD X Version 14.6.10 (7164)

- **Area Scan (71x131x1):** Interpolated grid: dx=1.500 mm, dy=1.500 mm  
Maximum value of SAR (interpolated) = 0.579 W/kg

- **Zoom Scan (5x5x7)/Cube 0:** Measurement grid: dx=8mm, dy=8mm, dz=5mm  
Reference Value = 9.855 V/m; Power Drift = -0.12 dB  
Peak SAR (extrapolated) = 0.643 W/kg  
**SAR(1 g) = 0.515 W/kg; SAR(10 g) = 0.393 W/kg**  
Maximum value of SAR (measured) = 0.592 W/kg



## P02 GSM1900\_GPRS10\_Left Cheek\_Ch810

**DUT: 140506N015**

Communication System: GPRS10; Frequency: 1909.8 MHz; Duty Cycle: 1:4

Medium: H1900-A\_0521 Medium parameters used:  $f = 1910$  MHz;  $\sigma = 1.418$  S/m;  $\epsilon_r = 39.301$ ;  $\rho = 1000$  kg/m<sup>3</sup>

Ambient Temperature : 22.1 °C ; Liquid Temperature : 21.1 °C

DASY5 Configuration:

- Probe: EX3DV4 - SN3873; ConvF(7.94, 7.94, 7.94); Calibrated: 2013/09/03;
- Sensor-Surface: 2mm (Mechanical Surface Detection)
- Electronics: DAE4 Sn1341; Calibrated: 2013/08/29
- Phantom: Right Phantom with CRP v5.0; Type: QD000P40CD; Serial: TP:1722
- Measurement SW: DASY52, Version 52.8 (7); SEMCAD X Version 14.6.10 (7164)

- **Area Scan (71x131x1):** Interpolated grid: dx=1.500 mm, dy=1.500 mm

Maximum value of SAR (interpolated) = 0.298 W/kg


- **Zoom Scan (5x5x7)/Cube 0:** Measurement grid: dx=8mm, dy=8mm, dz=5mm

Reference Value = 4.861 V/m; Power Drift = 0.14 dB

Peak SAR (extrapolated) = 0.340 W/kg

**SAR(1 g) = 0.224 W/kg; SAR(10 g) = 0.139 W/kg**

Maximum value of SAR (measured) = 0.283 W/kg



### P03 WCDMA II\_RMC12.2K\_Left Cheek\_Ch9538

**DUT: 140506N015**

Communication System: WCDMA; Frequency: 1907.6 MHz; Duty Cycle: 1:1

Medium: H1900-A\_0521 Medium parameters used:  $f = 1908 \text{ MHz}$ ;  $\sigma = 1.413 \text{ S/m}$ ;  $\epsilon_r = 39.404$ ;  $\rho = 1000 \text{ kg/m}^3$

Ambient Temperature : 22.1 °C ; Liquid Temperature : 21.1 °C

DASY5 Configuration:

- Probe: EX3DV4 - SN3873; ConvF(7.94, 7.94, 7.94); Calibrated: 2013/09/03;
- Sensor-Surface: 2mm (Mechanical Surface Detection)
- Electronics: DAE4 Sn1341; Calibrated: 2013/08/29
- Phantom: Right Phantom with CRP v5.0; Type: QD000P40CD; Serial: TP:1722
- Measurement SW: DASY52, Version 52.8 (7); SEMCAD X Version 14.6.10 (7164)

- **Area Scan (71x131x1):** Interpolated grid:  $dx=1.500 \text{ mm}$ ,  $dy=1.500 \text{ mm}$

Maximum value of SAR (interpolated) = 0.434 W/kg


- **Zoom Scan (5x5x7)/Cube 0:** Measurement grid:  $dx=8\text{mm}$ ,  $dy=8\text{mm}$ ,  $dz=5\text{mm}$

Reference Value = 5.921 V/m; Power Drift = 0.17 dB

Peak SAR (extrapolated) = 0.498 W/kg

**SAR(1 g) = 0.327 W/kg; SAR(10 g) = 0.203 W/kg**

Maximum value of SAR (measured) = 0.420 W/kg



## P04 WCDMA V\_RMC12.2K\_Right Cheek\_Ch4132

**DUT: 140506N015**

Communication System: WCDMA; Frequency: 826.4 MHz; Duty Cycle: 1:1

Medium: H835-A\_0520 Medium parameters used:  $f = 826.4$  MHz;  $\sigma = 0.911$  S/m;  $\epsilon_r = 43.177$ ;  $\rho = 1000$  kg/m<sup>3</sup>

Ambient Temperature : 21.7 °C; Liquid Temperature : 20.6 °C

DASY5 Configuration:

- Probe: EX3DV4 - SN3873; ConvF(9.56, 9.56, 9.56); Calibrated: 2013/09/03;
- Sensor-Surface: 2mm (Mechanical Surface Detection)
- Electronics: DAE4 Sn1341; Calibrated: 2013/08/29
- Phantom: Front Phantom with CRP v5.0; Type: QD000P40CD; Serial: TP:1695
- Measurement SW: DASY52, Version 52.8 (7); SEMCAD X Version 14.6.10 (7164)

- **Area Scan (71x131x1):** Interpolated grid: dx=1.500 mm, dy=1.500 mm

Maximum value of SAR (interpolated) = 0.670 W/kg


- **Zoom Scan (5x5x7)/Cube 0:** Measurement grid: dx=8mm, dy=8mm, dz=5mm

Reference Value = 9.984 V/m; Power Drift = 0.05 dB

Peak SAR (extrapolated) = 0.734 W/kg

**SAR(1 g) = 0.578 W/kg; SAR(10 g) = 0.439 W/kg**

Maximum value of SAR (measured) = 0.673 W/kg



## P05 802.11b\_Right Cheek\_Ch6

**DUT: 140506N015**

Communication System: 802.11b; Frequency: 2437 MHz; Duty Cycle: 1:1

Medium: H2450-A-0724 Medium parameters used:  $f = 2437$  MHz;  $\sigma = 1.816$  S/m;  $\epsilon_r = 38.711$ ;  $\rho = 1000$  kg/m<sup>3</sup>

Ambient Temperature : 22.9 °C; Liquid Temperature : 22.2 °C

DASY5 Configuration:

- Probe: EX3DV4 - SN3873; ConvF(7.2, 7.2, 7.2); Calibrated: 2013/09/03;
- Sensor-Surface: 2mm (Mechanical Surface Detection)
- Electronics: DAE4 Sn1341; Calibrated: 2013/08/29
- Phantom: Right Phantom with CRP v5.0; Type: QD000P40CD; Serial: TP:1722
- Measurement SW: DASY52, Version 52.8 (7); SEMCAD X Version 14.6.10 (7164)

- **Area Scan (71x121x1):** Interpolated grid: dx=1.500 mm, dy=1.500 mm

Maximum value of SAR (interpolated) = 0.204 W/kg


- **Zoom Scan (7x7x7)/Cube 0:** Measurement grid: dx=5mm, dy=5mm, dz=5mm

Reference Value = 2.543 V/m; Power Drift = 0.03 dB

Peak SAR (extrapolated) = 0.285 W/kg

**SAR(1 g) = 0.134 W/kg; SAR(10 g) = 0.063 W/kg**

Maximum value of SAR (measured) = 0.198 W/kg



## P06 802.11a\_Left Tilted\_Ch36

**DUT: 140506N015**

Communication System: 802.11a; Frequency: 5180 MHz; Duty Cycle: 1:1.1

Medium: H5G-A\_0725 Medium parameters used:  $f = 5180$  MHz;  $\sigma = 4.659$  S/m;  $\epsilon_r = 36.501$ ;  $\rho = 1000$  kg/m<sup>3</sup>

Ambient Temperature : 22.9 °C; Liquid Temperature : 22.3 °C

DASY5 Configuration:

- Probe: EX3DV4 - SN3873; ConvF(5.05, 5.05, 5.05); Calibrated: 2013/09/03;
- Sensor-Surface: 2mm (Mechanical Surface Detection)
- Electronics: DAE4 Sn1341; Calibrated: 2013/08/29
- Phantom: Front Phantom with CRP v5.0; Type: QD000P40CD; Serial: TP:1695
- Measurement SW: DASY52, Version 52.8 (7); SEMCAD X Version 14.6.10 (7164)

- **Area Scan (81x151x1):** Interpolated grid: dx=1.000 mm, dy=1.000 mm

Maximum value of SAR (interpolated) = 0.0166 W/kg


- **Zoom Scan (6x6x12)/Cube 0:** Measurement grid: dx=5mm, dy=5mm, dz=2mm

Reference Value = 1.146 V/m; Power Drift = -0.06 dB

Peak SAR (extrapolated) = 0.0510 W/kg

**SAR(1 g) = 0.00818 W/kg; SAR(10 g) = 0.00485 W/kg**

Maximum value of SAR (measured) = 0.0133 W/kg



### P07 802.11a\_Left Cheek\_Ch56

**DUT: 140506N015**

Communication System: 802.11a; Frequency: 5280 MHz; Duty Cycle: 1:1.1

Medium: H5G-A\_0725 Medium parameters used:  $f = 5280$  MHz;  $\sigma = 4.755$  S/m;  $\epsilon_r = 36.312$ ;  $\rho = 1000$  kg/m<sup>3</sup>

Ambient Temperature : 22.9 °C; Liquid Temperature : 22.3 °C

DASY5 Configuration:

- Probe: EX3DV4 - SN3873; ConvF(4.83, 4.83, 4.83); Calibrated: 2013/09/03;
- Sensor-Surface: 2mm (Mechanical Surface Detection)
- Electronics: DAE4 Sn1341; Calibrated: 2013/08/29
- Phantom: Front Phantom with CRP v5.0; Type: QD000P40CD; Serial: TP:1695
- Measurement SW: DASY52, Version 52.8 (7); SEMCAD X Version 14.6.10 (7164)

- **Area Scan (91x151x1):** Interpolated grid: dx=1.000 mm, dy=1.000 mm

Maximum value of SAR (interpolated) = 0.0314 W/kg


- **Zoom Scan (6x6x12)/Cube 0:** Measurement grid: dx=5mm, dy=5mm, dz=2mm

Reference Value = 1.092 V/m; Power Drift = 0.09 dB

Peak SAR (extrapolated) = 0.0250 W/kg

**SAR(1 g) = 0.010 W/kg; SAR(10 g) = 0.00643 W/kg**

Maximum value of SAR (measured) = 0.0158 W/kg





### P08 802.11a\_Right Cheek\_Ch136

**DUT: 140506N015**

Communication System: 802.11a; Frequency: 5680 MHz; Duty Cycle: 1:1.1

Medium: H5G-A\_0725 Medium parameters used:  $f = 5680$  MHz;  $\sigma = 5.154$  S/m;  $\epsilon_r = 35.743$ ;  $\rho = 1000$  kg/m<sup>3</sup>

Ambient Temperature : 22.9 °C; Liquid Temperature : 22.3 °C

DASY5 Configuration:

- Probe: EX3DV4 - SN3873; ConvF(4.51, 4.51, 4.51); Calibrated: 2013/09/03;
- Sensor-Surface: 2mm (Mechanical Surface Detection)
- Electronics: DAE4 Sn1341; Calibrated: 2013/08/29
- Phantom: Front Phantom with CRP v5.0; Type: QD000P40CD; Serial: TP:1695
- Measurement SW: DASY52, Version 52.8 (7); SEMCAD X Version 14.6.10 (7164)

- **Area Scan (91x161x1):** Interpolated grid: dx=1.000 mm, dy=1.000 mm

Maximum value of SAR (interpolated) = 0.0531 W/kg


- **Zoom Scan (6x6x12)/Cube 0:** Measurement grid: dx=5mm, dy=5mm, dz=2mm

Reference Value = 1.324 V/m; Power Drift = 0.06 dB

Peak SAR (extrapolated) = 0.0900 W/kg

**SAR(1 g) = 0.029 W/kg; SAR(10 g) = 0.012 W/kg**

Maximum value of SAR (measured) = 0.0584 W/kg



## P09 802.11a\_Right Cheek\_Ch161

**DUT: 140506N015**

Communication System: 802.11a; Frequency: 5805 MHz; Duty Cycle: 1:1.1

Medium: H5G-A\_0725 Medium parameters used:  $f = 5805$  MHz;  $\sigma = 5.278$  S/m;  $\epsilon_r = 35.569$ ;  $\rho = 1000$  kg/m<sup>3</sup>

Ambient Temperature : 22.9 °C; Liquid Temperature : 22.3 °C

DASY5 Configuration:

- Probe: EX3DV4 - SN3873; ConvF(4.61, 4.61, 4.61); Calibrated: 2013/09/03;
- Sensor-Surface: 2mm (Mechanical Surface Detection)
- Electronics: DAE4 Sn1341; Calibrated: 2013/08/29
- Phantom: Front Phantom with CRP v5.0; Type: QD000P40CD; Serial: TP:1695
- Measurement SW: DASY52, Version 52.8 (7); SEMCAD X Version 14.6.10 (7164)

- **Area Scan (91x161x1):** Interpolated grid: dx=1.000 mm, dy=1.000 mm

Maximum value of SAR (interpolated) = 0.0679 W/kg


- **Zoom Scan (6x6x12)/Cube 0:** Measurement grid: dx=5mm, dy=5mm, dz=2mm

Reference Value = 0.843 V/m; Power Drift = 0.02 dB

Peak SAR (extrapolated) = 0.153 W/kg

**SAR(1 g) = 0.025 W/kg; SAR(10 g) = 0.011 W/kg**

Maximum value of SAR (measured) = 0.0429 W/kg



## P10 LTE 2\_QPSK\_20M\_Left Cheek\_Ch18900\_1RB\_OS0

**DUT: 140506N015**

Communication System: LTE; Frequency: 1880 MHz; Duty Cycle: 1:1

Medium: H1900-A\_0521 Medium parameters used:  $f = 1880$  MHz;  $\sigma = 1.359$  S/m;  $\epsilon_r = 39.761$ ;  $\rho = 1000$  kg/m<sup>3</sup>

Ambient Temperature : 22.1 °C ; Liquid Temperature : 21.1 °C

DASY5 Configuration:

- Probe: EX3DV4 - SN3873; ConvF(7.94, 7.94, 7.94); Calibrated: 2013/09/03;
- Sensor-Surface: 2mm (Mechanical Surface Detection)
- Electronics: DAE4 Sn1341; Calibrated: 2013/08/29
- Phantom: Right Phantom with CRP v5.0; Type: QD000P40CD; Serial: TP:1722
- Measurement SW: DASY52, Version 52.8 (7); SEMCAD X Version 14.6.10 (7164)

- **Area Scan (71x131x1):** Interpolated grid: dx=1.500 mm, dy=1.500 mm

Maximum value of SAR (interpolated) = 0.454 W/kg


- **Zoom Scan (5x5x7)/Cube 0:** Measurement grid: dx=8mm, dy=8mm, dz=5mm

Reference Value = 7.144 V/m; Power Drift = 0.05 dB

Peak SAR (extrapolated) = 0.544 W/kg

**SAR(1 g) = 0.360 W/kg; SAR(10 g) = 0.226 W/kg**

Maximum value of SAR (measured) = 0.455 W/kg



### P11 LTE 4\_QPSK\_20M\_Right Cheek\_Ch20175\_1RB\_OS0

**DUT: 140506N015**

Communication System: LTE; Frequency: 1732.5 MHz; Duty Cycle: 1:1

Medium: H1750-A\_0522 Medium parameters used:  $f = 1732.5$  MHz;  $\sigma = 1.327$  S/m;  $\epsilon_r = 40.505$ ;  $\rho = 1000$  kg/m<sup>3</sup>

Ambient Temperature : 22.3 °C; Liquid Temperature : 21.2 °C

DASY5 Configuration:

- Probe: EX3DV4 - SN3873; ConvF(8.27, 8.27, 8.27); Calibrated: 2013/09/03;
- Sensor-Surface: 2mm (Mechanical Surface Detection)
- Electronics: DAE4 Sn1341; Calibrated: 2013/08/29
- Phantom: Right Phantom with CRP v5.0; Type: QD000P40CD; Serial: TP:1722
- Measurement SW: DASY52, Version 52.8 (7); SEMCAD X Version 14.6.10 (7164)

- **Area Scan (71x131x1):** Interpolated grid: dx=1.500 mm, dy=1.500 mm

Maximum value of SAR (interpolated) = 0.446 W/kg


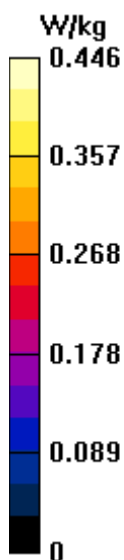
- **Zoom Scan (5x5x7)/Cube 0:** Measurement grid: dx=8mm, dy=8mm, dz=5mm

Reference Value = 6.291 V/m; Power Drift = 0.07 dB

Peak SAR (extrapolated) = 0.484 W/kg

**SAR(1 g) = 0.337 W/kg; SAR(10 g) = 0.219 W/kg**

Maximum value of SAR (measured) = 0.414 W/kg



## P12 LTE 5\_QPSK\_10M\_Right Cheek\_Ch20450\_1RB\_OS0

**DUT: 140506N015**

Communication System: LTE; Frequency: 829 MHz; Duty Cycle: 1:1

Medium: H850-A\_0520 Medium parameters used:  $f = 829$  MHz;  $\sigma = 0.913$  S/m;  $\epsilon_r = 43.14$ ;  $\rho =$

$1000$  kg/m<sup>3</sup>

Ambient Temperature : 21.7 °C ; Liquid Temperature : 20.6 °C

DASY5 Configuration:

- Probe: EX3DV4 - SN3873; ConvF(9.56, 9.56, 9.56); Calibrated: 2013/09/03;
- Sensor-Surface: 2mm (Mechanical Surface Detection)
- Electronics: DAE4 Sn1341; Calibrated: 2013/08/29
- Phantom: Front Phantom with CRP v5.0; Type: QD000P40CD; Serial: TP:1695
- Measurement SW: DASY52, Version 52.8 (7); SEMCAD X Version 14.6.10 (7164)

- **Area Scan (71x131x1):** Interpolated grid: dx=1.500 mm, dy=1.500 mm

Maximum value of SAR (interpolated) = 0.560 W/kg


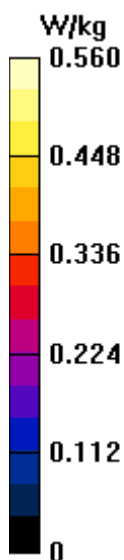
- **Zoom Scan (5x5x7)/Cube 0:** Measurement grid: dx=8mm, dy=8mm, dz=5mm

Reference Value = 9.099 V/m; Power Drift = 0.05 dB

Peak SAR (extrapolated) = 0.603 W/kg

**SAR(1 g) = 0.490 W/kg; SAR(10 g) = 0.376 W/kg**

Maximum value of SAR (measured) = 0.557 W/kg



### P13 LTE 7\_QPSK\_20M\_Left Cheek\_Ch20850\_1RB\_OS0

**DUT: 140506N015**

Communication System: LTE; Frequency: 2510 MHz; Duty Cycle: 1:1

Medium: H2600-A\_0613 Medium parameters used:  $f = 2510$  MHz;  $\sigma = 1.95$  S/m;  $\epsilon_r = 38.647$ ;  $\rho = 1000$  kg/m<sup>3</sup>

Ambient Temperature : 22.8 °C; Liquid Temperature : 22.1 °C

DASY5 Configuration:

- Probe: EX3DV4 - SN3898; ConvF(7.55, 7.55, 7.55); Calibrated: 2014/03/10;
- Sensor-Surface: 2mm (Mechanical Surface Detection)
- Electronics: DAE4 Sn1341; Calibrated: 2013/08/29
- Phantom: Right Phantom with CRP v5.0; Type: QD000P40CD; Serial: TP:1722
- Measurement SW: DASY52, Version 52.8 (7); SEMCAD X Version 14.6.10 (7331)

- **Area Scan (91x161x1):** Interpolated grid: dx=1.200 mm, dy=1.200 mm

Maximum value of SAR (interpolated) = 0.228 W/kg


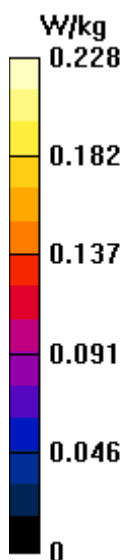
- **Zoom Scan (7x7x7)/Cube 0:** Measurement grid: dx=5mm, dy=5mm, dz=5mm

Reference Value = 3.716 V/m; Power Drift = 0.19 dB

Peak SAR (extrapolated) = 0.290 W/kg

**SAR(1 g) = 0.155 W/kg; SAR(10 g) = 0.080 W/kg**

Maximum value of SAR (measured) = 0.220 W/kg



### P14 LTE 14\_QPSK\_10M\_Right Cheek\_Ch23330\_1RB\_OS0

**DUT: 140506N015**

Communication System: LTE; Frequency: 793 MHz; Duty Cycle: 1:1

Medium: H850-A\_0604 Medium parameters used:  $f = 793 \text{ MHz}$ ;  $\sigma = 0.854 \text{ S/m}$ ;  $\epsilon_r = 42.157$ ;  $\rho = 1000 \text{ kg/m}^3$

Ambient Temperature : 21.9 °C ; Liquid Temperature : 20.8 °C

DASY5 Configuration:

- Probe: EX3DV4 - SN3873; ConvF(9.8, 9.8, 9.8); Calibrated: 2013/09/03;
- Sensor-Surface: 2mm (Mechanical Surface Detection)
- Electronics: DAE4 Sn1341; Calibrated: 2013/08/29
- Phantom: Front Phantom with CRP v5.0; Type: QD000P40CD; Serial: TP:1695
- Measurement SW: DASY52, Version 52.8 (7); SEMCAD X Version 14.6.10 (7164)

- **Area Scan (71x131x1):** Interpolated grid:  $dx=1.500 \text{ mm}$ ,  $dy=1.500 \text{ mm}$

Maximum value of SAR (interpolated) = 0.403 W/kg


- **Zoom Scan (5x5x7)/Cube 0:** Measurement grid:  $dx=8\text{mm}$ ,  $dy=8\text{mm}$ ,  $dz=5\text{mm}$

Reference Value = 8.216 V/m; Power Drift = 0.14 dB

Peak SAR (extrapolated) = 0.430 W/kg

**SAR(1 g) = 0.356 W/kg; SAR(10 g) = 0.277 W/kg**

Maximum value of SAR (measured) = 0.402 W/kg



### P15 LTE 17\_QPSK\_10M\_Right Cheek\_Ch23800\_1RB\_OS0

**DUT: 140506N015**

Communication System: LTE; Frequency: 711 MHz; Duty Cycle: 1:1

Medium: H750-A\_0523 Medium parameters used:  $f = 711$  MHz;  $\sigma = 0.859$  S/m;  $\epsilon_r = 41.196$ ;  $\rho = 1000$  kg/m<sup>3</sup>

Ambient Temperature : 21.7 °C ; Liquid Temperature : 20.5 °C

DASY5 Configuration:

- Probe: EX3DV4 - SN3873; ConvF(9.8, 9.8, 9.8); Calibrated: 2013/09/03;
- Sensor-Surface: 2mm (Mechanical Surface Detection)
- Electronics: DAE4 Sn1341; Calibrated: 2013/08/29
- Phantom: Front Phantom with CRP v5.0; Type: QD000P40CD; Serial: TP:1695
- Measurement SW: DASY52, Version 52.8 (7); SEMCAD X Version 14.6.10 (7164)

- **Area Scan (71x131x1):** Interpolated grid: dx=1.500 mm, dy=1.500 mm

Maximum value of SAR (interpolated) = 0.396 W/kg


- **Zoom Scan (5x5x7)/Cube 0:** Measurement grid: dx=8mm, dy=8mm, dz=5mm

Reference Value = 6.536 V/m; Power Drift = 0.02 dB

Peak SAR (extrapolated) = 0.423 W/kg

**SAR(1 g) = 0.359 W/kg; SAR(10 g) = 0.287 W/kg**

Maximum value of SAR (measured) = 0.399 W/kg





## P16 GSM850\_GPRS10\_Front Face\_1cm\_Ch251

**DUT: 140506N015**

Communication System: GPRS10; Frequency: 848.8 MHz; Duty Cycle: 1:4

Medium: B850-A\_0525 Medium parameters used:  $f = 849$  MHz;  $\sigma = 0.971$  S/m;  $\epsilon_r = 56.231$ ;  $\rho = 1000$  kg/m<sup>3</sup>

Ambient Temperature : 21.9 °C ; Liquid Temperature : 20.7 °C

DASY5 Configuration:

- Probe: EX3DV4 - SN3873; ConvF(9.21, 9.21, 9.21); Calibrated: 2013/09/03;
- Sensor-Surface: 2mm (Mechanical Surface Detection)
- Electronics: DAE4 Sn1341; Calibrated: 2013/08/29
- Phantom: Front Phantom with CRP v5.0; Type: QD000P40CD; Serial: TP:1695
- Measurement SW: DASY52, Version 52.8 (7); SEMCAD X Version 14.6.10 (7164)

- **Area Scan (71x131x1):** Interpolated grid: dx=1.500 mm, dy=1.500 mm

Maximum value of SAR (interpolated) = 0.545 W/kg


- **Zoom Scan (5x5x7)/Cube 0:** Measurement grid: dx=8mm, dy=8mm, dz=5mm

Reference Value = 22.269 V/m; Power Drift = 0.06 dB

Peak SAR (extrapolated) = 0.604 W/kg

**SAR(1 g) = 0.483 W/kg; SAR(10 g) = 0.373 W/kg**

Maximum value of SAR (measured) = 0.553 W/kg



### P17 GSM1900\_GPRS10\_Front Face\_1cm\_Ch810

**DUT: 140506N015**

Communication System: GPRS10; Frequency: 1909.8 MHz; Duty Cycle: 1:4

Medium: B1900-A\_0524 Medium parameters used:  $f = 1910$  MHz;  $\sigma = 1.541$  S/m;  $\epsilon_r = 51.923$ ;  $\rho = 1000$  kg/m<sup>3</sup>

Ambient Temperature : 22.4 °C ; Liquid Temperature : 21.3 °C

DASY5 Configuration:

- Probe: EX3DV4 - SN3873; ConvF(7.4, 7.4, 7.4); Calibrated: 2013/09/03;
- Sensor-Surface: 2mm (Mechanical Surface Detection)
- Electronics: DAE4 Sn1341; Calibrated: 2013/08/29
- Phantom: Right Phantom with CRP v5.0; Type: QD000P40CD; Serial: TP:1722
- Measurement SW: DASY52, Version 52.8 (7); SEMCAD X Version 14.6.10 (7164)

- **Area Scan (71x131x1):** Interpolated grid: dx=1.500 mm, dy=1.500 mm

Maximum value of SAR (interpolated) = 0.453 W/kg

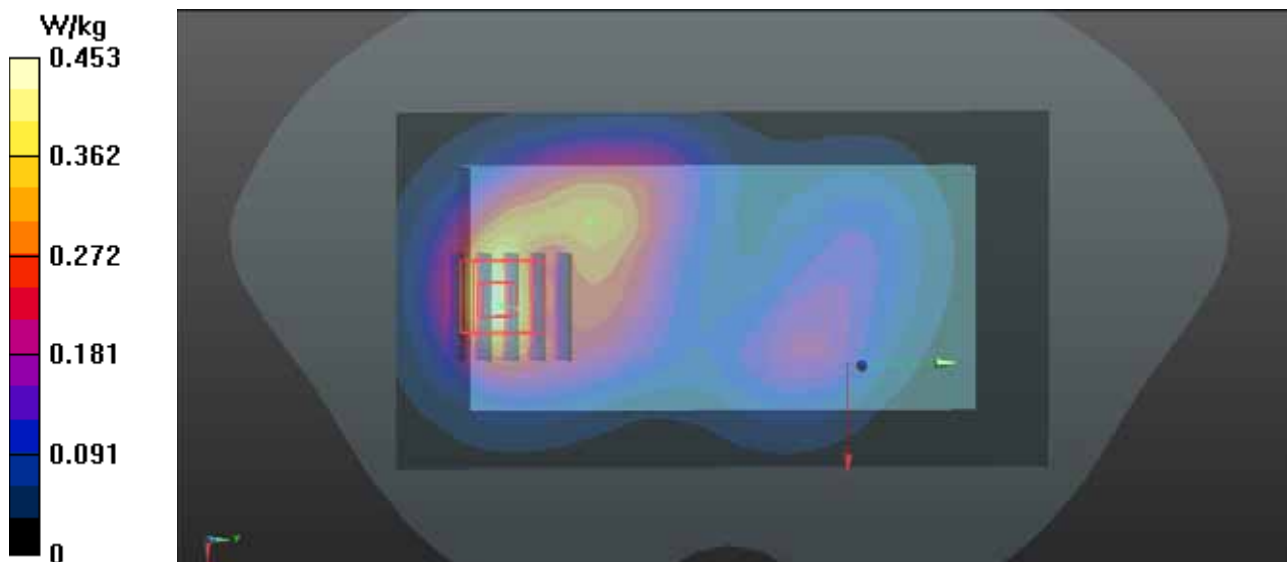
- **Zoom Scan (5x5x7)/Cube 0:** Measurement grid: dx=8mm, dy=8mm, dz=5mm

Reference Value = 6.561 V/m; Power Drift = 0.05 dB

Peak SAR (extrapolated) = 0.544 W/kg

**SAR(1 g) = 0.345 W/kg; SAR(10 g) = 0.202 W/kg**

Maximum value of SAR (measured) = 0.452 W/kg



## P18 WCDMA II\_RMC12.2K\_Front Face\_1cm\_Ch9538

**DUT: 140506N015**

Communication System: WCDMA; Frequency: 1907.6 MHz; Duty Cycle: 1:1

Medium: B1900-A\_0524 Medium parameters used:  $f = 1908$  MHz;  $\sigma = 1.538$  S/m;  $\epsilon_r = 51.929$ ;  $\rho = 1000$  kg/m<sup>3</sup>

Ambient Temperature : 22.4 °C ; Liquid Temperature : 21.3 °C

DASY5 Configuration:

- Probe: EX3DV4 - SN3873; ConvF(7.4, 7.4, 7.4); Calibrated: 2013/09/03;
- Sensor-Surface: 2mm (Mechanical Surface Detection)
- Electronics: DAE4 Sn1341; Calibrated: 2013/08/29
- Phantom: Right Phantom with CRP v5.0; Type: QD000P40CD; Serial: TP:1722
- Measurement SW: DASY52, Version 52.8 (7); SEMCAD X Version 14.6.10 (7164)

- **Area Scan (71x131x1):** Interpolated grid: dx=1.500 mm, dy=1.500 mm

Maximum value of SAR (interpolated) = 0.643 W/kg

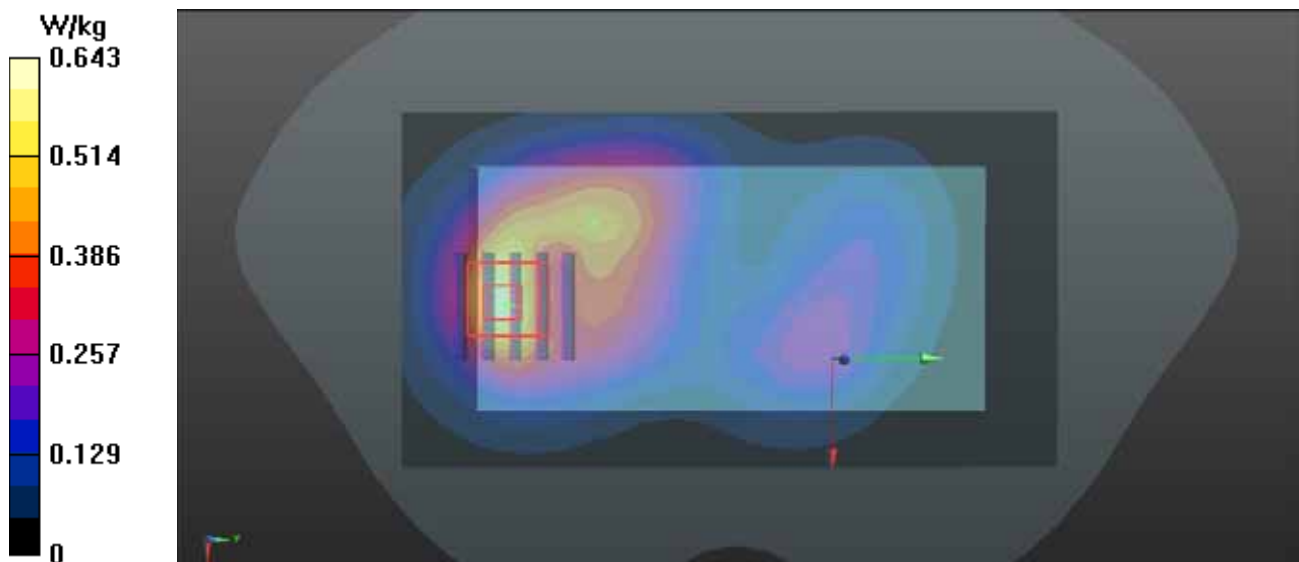
- **Zoom Scan (5x5x7)/Cube 0:** Measurement grid: dx=8mm, dy=8mm, dz=5mm

Reference Value = 7.516 V/m; Power Drift = 0.06 dB

Peak SAR (extrapolated) = 0.766 W/kg

**SAR(1 g) = 0.481 W/kg; SAR(10 g) = 0.280 W/kg**

Maximum value of SAR (measured) = 0.639 W/kg



## P19 WCDMA V\_RMC12.2K\_Front Face\_1cm\_Ch4132

**DUT: 140506N015**

Communication System: WCDMA; Frequency: 826.4 MHz; Duty Cycle: 1:1

Medium: B850-A\_0525 Medium parameters used:  $f = 826.4$  MHz;  $\sigma = 0.948$  S/m;  $\epsilon_r = 56.437$ ;  $\rho = 1000$  kg/m<sup>3</sup>

Ambient Temperature : 21.9 °C ; Liquid Temperature : 20.7 °C

DASY5 Configuration:

- Probe: EX3DV4 - SN3873; ConvF(9.21, 9.21, 9.21); Calibrated: 2013/09/03;
- Sensor-Surface: 2mm (Mechanical Surface Detection)
- Electronics: DAE4 Sn1341; Calibrated: 2013/08/29
- Phantom: Front Phantom with CRP v5.0; Type: QD000P40CD; Serial: TP:1695
- Measurement SW: DASY52, Version 52.8 (7); SEMCAD X Version 14.6.10 (7164)

- **Area Scan (71x131x1):** Interpolated grid: dx=1.500 mm, dy=1.500 mm

Maximum value of SAR (interpolated) = 0.691 W/kg


- **Zoom Scan (5x5x7)/Cube 0:** Measurement grid: dx=8mm, dy=8mm, dz=5mm

Reference Value = 26.003 V/m; Power Drift = -0.04 dB

Peak SAR (extrapolated) = 0.750 W/kg

**SAR(1 g) = 0.614 W/kg; SAR(10 g) = 0.480 W/kg**

Maximum value of SAR (measured) = 0.694 W/kg



## P20 802.11b\_Rear Face\_1cm\_Ch6

**DUT: 140506N015**

Communication System: 802.11b; Frequency: 2437 MHz; Duty Cycle: 1:1

Medium: B2450-A\_0726 Medium parameters used:  $f = 2437$  MHz;  $\sigma = 1.884$  S/m;  $\epsilon_r = 51.496$ ;  $\rho =$

$1000$  kg/m<sup>3</sup>

Ambient Temperature : 22.8 °C; Liquid Temperature : 21.9 °C

DASY5 Configuration:

- Probe: EX3DV4 - SN3873; ConvF(6.91, 6.91, 6.91); Calibrated: 2013/09/03;
- Sensor-Surface: 2mm (Mechanical Surface Detection)
- Electronics: DAE4 Sn1341; Calibrated: 2013/08/29
- Phantom: ELI 5.0; Type: QD OVA 001 BB; Serial: TP:1205
- Measurement SW: DASY52, Version 52.8 (7); SEMCAD X Version 14.6.10 (7164)

- **Area Scan (71x131x1):** Interpolated grid: dx=1.200 mm, dy=1.200 mm

Maximum value of SAR (interpolated) = 0.283 W/kg

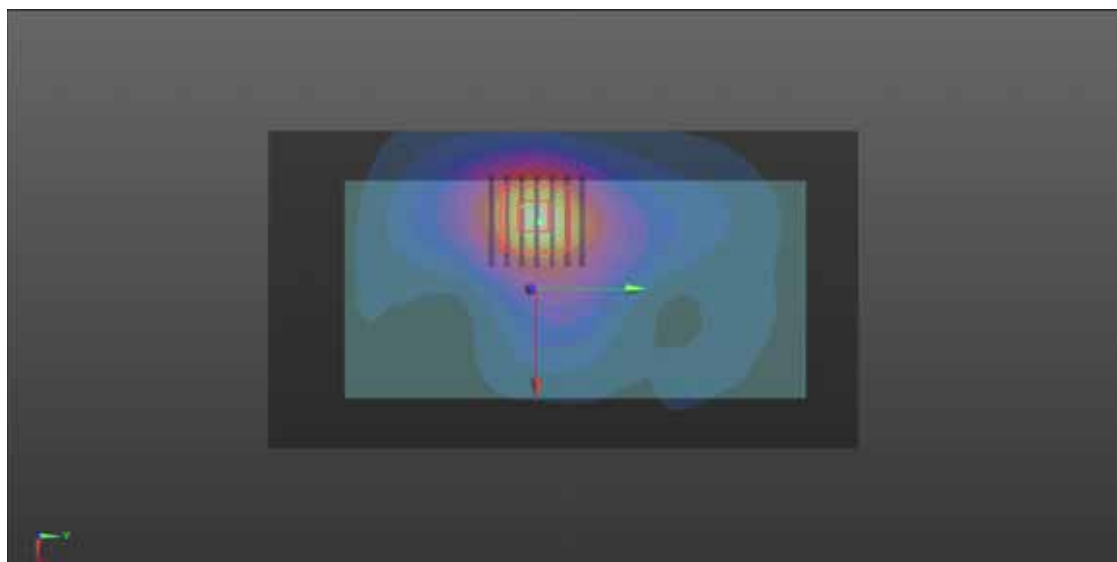
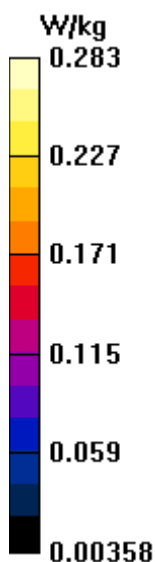
- **Zoom Scan (7x7x7)/Cube 0:** Measurement grid: dx=5mm, dy=5mm, dz=5mm

Reference Value = 6.802 V/m; Power Drift = 0.06 dB

Peak SAR (extrapolated) = 0.396 W/kg

**SAR(1 g) = 0.204 W/kg; SAR(10 g) = 0.106 W/kg**

Maximum value of SAR (measured) = 0.288 W/kg



## P21 LTE 2\_QPSK\_20M\_Front Face\_1cm\_Ch18900\_1RB\_OS0

**DUT: 140506N015**

Communication System: LTE; Frequency: 1880 MHz; Duty Cycle: 1:1

Medium: B1900-A\_0524 Medium parameters used:  $f = 1880$  MHz;  $\sigma = 1.503$  S/m;  $\epsilon_r = 52.029$ ;  $\rho = 1000$  kg/m<sup>3</sup>

Ambient Temperature : 22.4 °C ; Liquid Temperature : 21.3 °C

DASY5 Configuration:

- Probe: EX3DV4 - SN3873; ConvF(7.4, 7.4, 7.4); Calibrated: 2013/09/03;
- Sensor-Surface: 2mm (Mechanical Surface Detection)
- Electronics: DAE4 Sn1341; Calibrated: 2013/08/29
- Phantom: Right Phantom with CRP v5.0; Type: QD000P40CD; Serial: TP:1722
- Measurement SW: DASY52, Version 52.8 (7); SEMCAD X Version 14.6.10 (7164)

- **Area Scan (71x131x1):** Interpolated grid: dx=1.500 mm, dy=1.500 mm

Maximum value of SAR (interpolated) = 0.715 W/kg

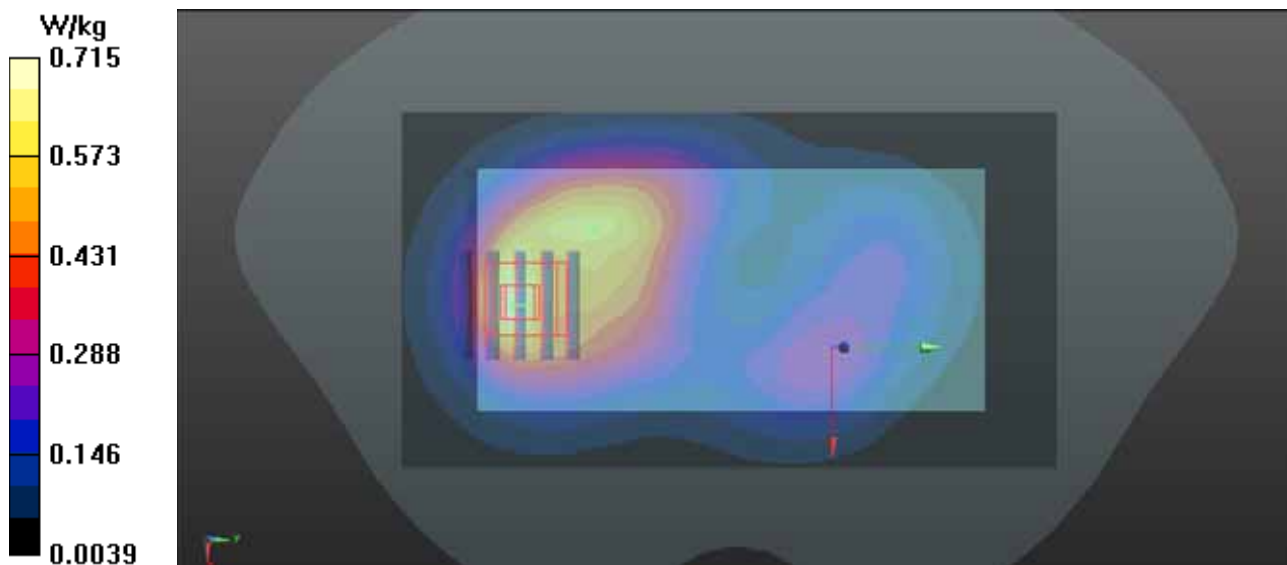
- **Zoom Scan (5x5x7)/Cube 0:** Measurement grid: dx=8mm, dy=8mm, dz=5mm

Reference Value = 7.744 V/m; Power Drift = 0.06 dB

Peak SAR (extrapolated) = 0.871 W/kg

**SAR(1 g) = 0.564 W/kg; SAR(10 g) = 0.339 W/kg**

Maximum value of SAR (measured) = 0.733 W/kg



## P22 LTE 4\_QPSK\_20M\_Front Face\_1cm\_Ch20175\_1RB\_OS0

**DUT: 140506N015**

Communication System: LTE; Frequency: 1732.5 MHz; Duty Cycle: 1:1

Medium: B1750-A\_0525 Medium parameters used:  $f = 1732.5$  MHz;  $\sigma = 1.453$  S/m;  $\epsilon_r = 53.852$ ;  $\rho = 1000$  kg/m<sup>3</sup>

Ambient Temperature : 22.1 °C ; Liquid Temperature : 21.0 °C

DASY5 Configuration:

- Probe: EX3DV4 - SN3873; ConvF(7.69, 7.69, 7.69); Calibrated: 2013/09/03;
- Sensor-Surface: 2mm (Mechanical Surface Detection)
- Electronics: DAE4 Sn1341; Calibrated: 2013/08/29
- Phantom: Right Phantom with CRP v5.0; Type: QD000P40CD; Serial: TP:1722
- Measurement SW: DASY52, Version 52.8 (7); SEMCAD X Version 14.6.10 (7164)

- **Area Scan (71x131x1):** Interpolated grid: dx=1.500 mm, dy=1.500 mm

Maximum value of SAR (interpolated) = 0.521 W/kg


- **Zoom Scan (5x5x7)/Cube 0:** Measurement grid: dx=8mm, dy=8mm, dz=5mm

Reference Value = 10.092 V/m; Power Drift = -0.04 dB

Peak SAR (extrapolated) = 0.599 W/kg

**SAR(1 g) = 0.386 W/kg; SAR(10 g) = 0.239 W/kg**

Maximum value of SAR (measured) = 0.499 W/kg



### P23 LTE 5\_QPSK\_10M\_Front Face\_1cm\_Ch20450\_1RB\_OS0

**DUT: 140506N015**

Communication System: LTE; Frequency: 829 MHz; Duty Cycle: 1:1

Medium: B850-A\_0525 Medium parameters used:  $f = 829$  MHz;  $\sigma = 0.951$  S/m;  $\epsilon_r = 56.413$ ;  $\rho = 1000$  kg/m<sup>3</sup>

Ambient Temperature : 21.9 °C ; Liquid Temperature : 20.7 °C

DASY5 Configuration:

- Probe: EX3DV4 - SN3873; ConvF(9.21, 9.21, 9.21); Calibrated: 2013/09/03;
- Sensor-Surface: 2mm (Mechanical Surface Detection)
- Electronics: DAE4 Sn1341; Calibrated: 2013/08/29
- Phantom: Front Phantom with CRP v5.0; Type: QD000P40CD; Serial: TP:1695
- Measurement SW: DASY52, Version 52.8 (7); SEMCAD X Version 14.6.10 (7164)

- **Area Scan (71x131x1):** Interpolated grid: dx=1.500 mm, dy=1.500 mm

Maximum value of SAR (interpolated) = 0.625 W/kg


- **Zoom Scan (5x5x7)/Cube 0:** Measurement grid: dx=8mm, dy=8mm, dz=5mm

Reference Value = 24.423 V/m; Power Drift = 0.03 dB

Peak SAR (extrapolated) = 0.675 W/kg

**SAR(1 g) = 0.552 W/kg; SAR(10 g) = 0.432 W/kg**

Maximum value of SAR (measured) = 0.625 W/kg





## P24 LTE 7\_QPSK\_20M\_Rear Face\_1cm\_Ch20850\_1RB\_OS0

**DUT: 140506N015**

Communication System: LTE; Frequency: 2510 MHz; Duty Cycle: 1:1

Medium: B2600-A\_0614 Medium parameters used:  $f = 2510$  MHz;  $\sigma = 2.078$  S/m;  $\epsilon_r = 52.713$ ;  $\rho =$

$1000$  kg/m<sup>3</sup>

Ambient Temperature : 23.1 °C ; Liquid Temperature : 22.2 °C

DASY5 Configuration:

- Probe: EX3DV4 - SN3898; ConvF(7.49, 7.49, 7.49); Calibrated: 2014/03/10;
- Sensor-Surface: 2mm (Mechanical Surface Detection)
- Electronics: DAE4 Sn1341; Calibrated: 2013/08/29
- Phantom: Right Phantom with CRP v5.0; Type: QD000P40CD; Serial: TP:1722
- Measurement SW: DASY52, Version 52.8 (7); SEMCAD X Version 14.6.10 (7164)

- **Area Scan (91x161x1):** Interpolated grid: dx=1.200 mm, dy=1.200 mm

Maximum value of SAR (interpolated) = 0.838 W/kg

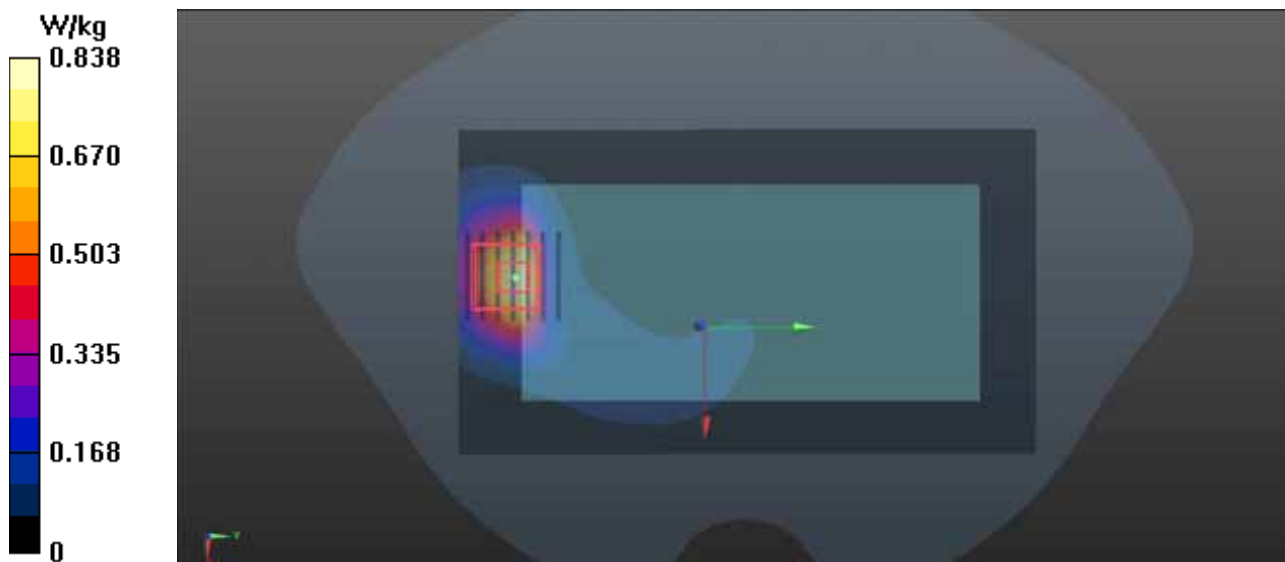
- **Zoom Scan (7x7x7)/Cube 0:** Measurement grid: dx=5mm, dy=5mm, dz=5mm

Reference Value = 4.201 V/m; Power Drift = 0.06 dB

Peak SAR (extrapolated) = 0.998 W/kg

**SAR(1 g) = 0.553 W/kg; SAR(10 g) = 0.289 W/kg**

Maximum value of SAR (measured) = 0.780 W/kg



## P25 LTE 14\_QPSK\_10M\_Front Face\_1cm\_Ch23330\_1RB\_OS0

**DUT: 140506N015**

Communication System: LTE; Frequency: 793 MHz; Duty Cycle: 1:1

Medium: B850-A\_0605 Medium parameters used:  $f = 793$  MHz;  $\sigma = 0.941$  S/m;  $\epsilon_r = 57.733$ ;  $\rho =$

$1000$  kg/m<sup>3</sup>

Ambient Temperature : 21.9 °C ; Liquid Temperature : 20.8 °C

DASY5 Configuration:

- Probe: EX3DV4 - SN3873; ConvF(9.35, 9.35, 9.35); Calibrated: 2013/09/03;
- Sensor-Surface: 2mm (Mechanical Surface Detection)
- Electronics: DAE4 Sn1341; Calibrated: 2013/08/29
- Phantom: Front Phantom with CRP v5.0; Type: QD000P40CD; Serial: TP:1695
- Measurement SW: DASY52, Version 52.8 (7); SEMCAD X Version 14.6.10 (7164)

- **Area Scan (71x131x1):** Interpolated grid: dx=1.500 mm, dy=1.500 mm

Maximum value of SAR (interpolated) = 0.517 W/kg


- **Zoom Scan (5x5x7)/Cube 0:** Measurement grid: dx=8mm, dy=8mm, dz=5mm

Reference Value = 22.271 V/m; Power Drift = -0.01 dB

Peak SAR (extrapolated) = 0.562 W/kg

**SAR(1 g) = 0.455 W/kg; SAR(10 g) = 0.359 W/kg**

Maximum value of SAR (measured) = 0.516 W/kg



## P26 LTE 17\_QPSK\_10M\_Front Face\_1cm\_Ch23800\_1RB\_OS0

**DUT: 140506N015**

Communication System: LTE; Frequency: 711 MHz; Duty Cycle: 1:1

Medium: B750-A\_0526 Medium parameters used:  $f = 711 \text{ MHz}$ ;  $\sigma = 0.922 \text{ S/m}$ ;  $\epsilon_r = 54.233$ ;  $\rho = 1000 \text{ kg/m}^3$

Ambient Temperature : 21.8 °C ; Liquid Temperature : 20.6 °C

DASY5 Configuration:

- Probe: EX3DV4 - SN3873; ConvF(9.35, 9.35, 9.35); Calibrated: 2013/09/03;
- Sensor-Surface: 2mm (Mechanical Surface Detection)
- Electronics: DAE4 Sn1341; Calibrated: 2013/08/29
- Phantom: Front Phantom with CRP v5.0; Type: QD000P40CD; Serial: TP:1695
- Measurement SW: DASY52, Version 52.8 (7); SEMCAD X Version 14.6.10 (7164)

- **Area Scan (71x131x1):** Interpolated grid:  $dx=1.500 \text{ mm}$ ,  $dy=1.500 \text{ mm}$

Maximum value of SAR (interpolated) = 0.508 W/kg

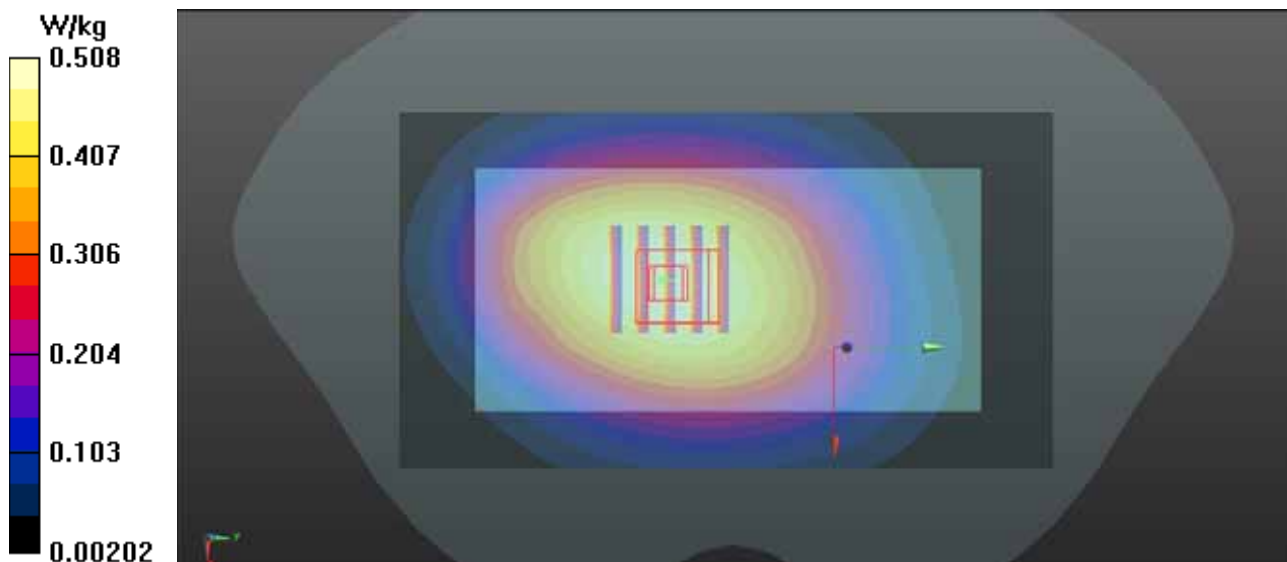
- **Zoom Scan (5x5x7)/Cube 0:** Measurement grid:  $dx=8\text{mm}$ ,  $dy=8\text{mm}$ ,  $dz=5\text{mm}$

Reference Value = 21.527 V/m; Power Drift = 0.00 dB

Peak SAR (extrapolated) = 0.553 W/kg

**SAR(1 g) = 0.454 W/kg; SAR(10 g) = 0.362 W/kg**

Maximum value of SAR (measured) = 0.511 W/kg



## P27 GSM1900\_GPRS10\_Bottom Side\_1cm\_Ch810

**DUT: 140506N015**

Communication System: GPRS10; Frequency: 1909.8 MHz; Duty Cycle: 1:4

Medium: B1900-A\_0524 Medium parameters used:  $f = 1910$  MHz;  $\sigma = 1.541$  S/m;  $\epsilon_r = 51.923$ ;  $\rho = 1000$  kg/m<sup>3</sup>

Ambient Temperature : 22.4 °C ; Liquid Temperature : 21.3 °C

DASY5 Configuration:

- Probe: EX3DV4 - SN3873; ConvF(7.4, 7.4, 7.4); Calibrated: 2013/09/03;
- Sensor-Surface: 2mm (Mechanical Surface Detection)
- Electronics: DAE4 Sn1341; Calibrated: 2013/08/29
- Phantom: Right Phantom with CRP v5.0; Type: QD000P40CD; Serial: TP:1722
- Measurement SW: DASY52, Version 52.8 (7); SEMCAD X Version 14.6.10 (7164)

- **Area Scan (61x101x1):** Interpolated grid: dx=1.500 mm, dy=1.500 mm

Maximum value of SAR (interpolated) = 0.474 W/kg

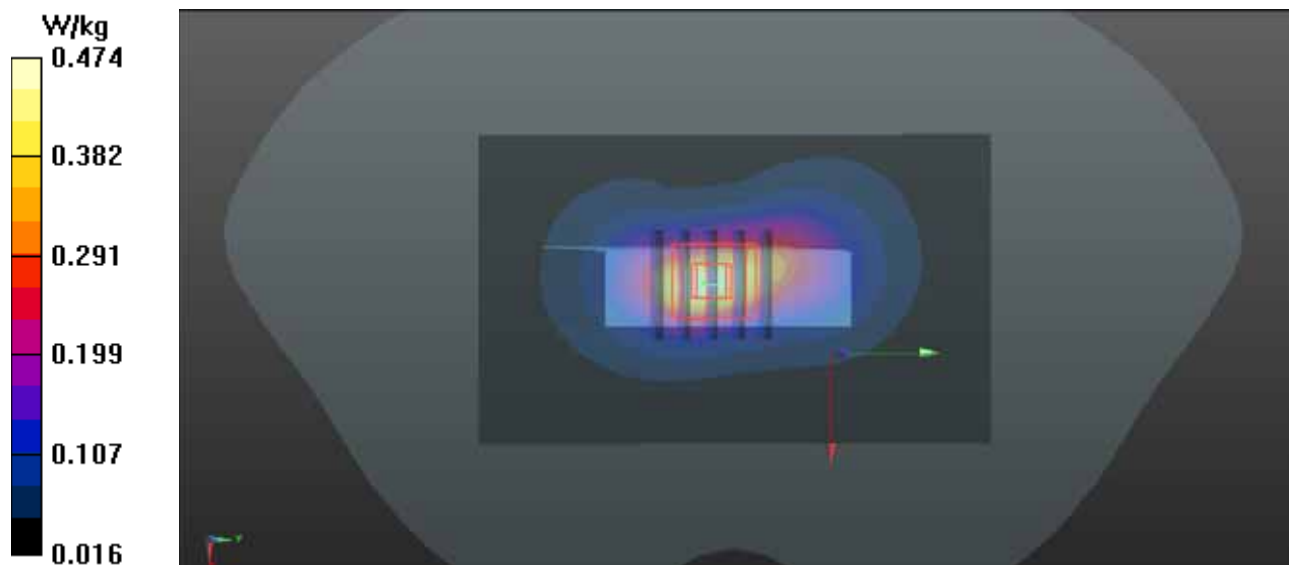
- **Zoom Scan (5x5x7)/Cube 0:** Measurement grid: dx=8mm, dy=8mm, dz=5mm

Reference Value = 15.209 V/m; Power Drift = -0.11 dB

Peak SAR (extrapolated) = 0.596 W/kg

**SAR(1 g) = 0.358 W/kg; SAR(10 g) = 0.197 W/kg**

Maximum value of SAR (measured) = 0.491 W/kg



## P28 WCDMA II\_RMC12.2K\_Bottom Side\_1cm\_Ch9538

**DUT: 140506N015**

Communication System: WCDMA; Frequency: 1907.6 MHz; Duty Cycle: 1:1

Medium: B1900-A\_0524 Medium parameters used:  $f = 1908$  MHz;  $\sigma = 1.538$  S/m;  $\epsilon_r = 51.929$ ;  $\rho = 1000$  kg/m<sup>3</sup>

Ambient Temperature : 22.4 °C ; Liquid Temperature : 21.3 °C

DASY5 Configuration:

- Probe: EX3DV4 - SN3873; ConvF(7.4, 7.4, 7.4); Calibrated: 2013/09/03;
- Sensor-Surface: 2mm (Mechanical Surface Detection)
- Electronics: DAE4 Sn1341; Calibrated: 2013/08/29
- Phantom: Right Phantom with CRP v5.0; Type: QD000P40CD; Serial: TP:1722
- Measurement SW: DASY52, Version 52.8 (7); SEMCAD X Version 14.6.10 (7164)

- **Area Scan (61x101x1):** Interpolated grid: dx=1.500 mm, dy=1.500 mm

Maximum value of SAR (interpolated) = 0.680 W/kg

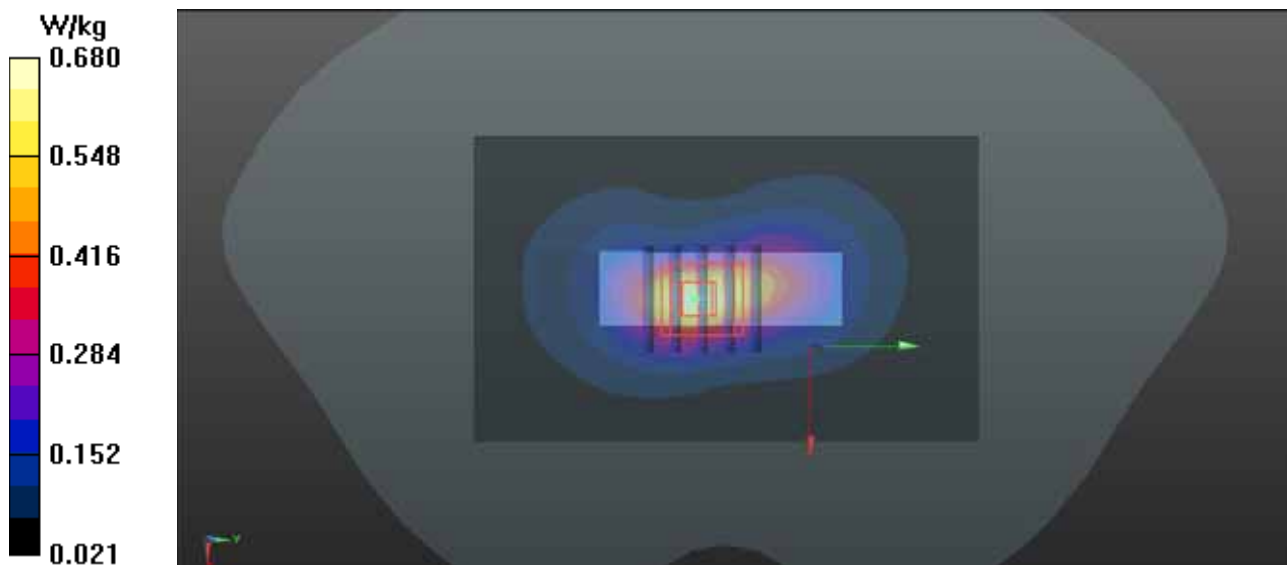
- **Zoom Scan (5x5x7)/Cube 0:** Measurement grid: dx=8mm, dy=8mm, dz=5mm

Reference Value = 17.717 V/m; Power Drift = 0.01 dB

Peak SAR (extrapolated) = 0.808 W/kg

**SAR(1 g) = 0.485 W/kg; SAR(10 g) = 0.268 W/kg**

Maximum value of SAR (measured) = 0.665 W/kg



**P29 LTE 7\_QPSK\_20M\_Bottom Side\_1cm\_Ch20850\_1RB\_OS0**

**DUT: 140506N015**

Communication System: LTE; Frequency: 2510 MHz; Duty Cycle: 1:1

Medium: B2600-A\_0614 Medium parameters used:  $f = 2510$  MHz;  $\sigma = 2.078$  S/m;  $\epsilon_r = 52.713$ ;  $\rho = 1000$  kg/m<sup>3</sup>

Ambient Temperature : 23.1 °C ; Liquid Temperature : 22.2 °C

DASY5 Configuration:

- Probe: EX3DV4 - SN3898; ConvF(7.49, 7.49, 7.49); Calibrated: 2014/03/10;
- Sensor-Surface: 2mm (Mechanical Surface Detection)
- Electronics: DAE4 Sn1341; Calibrated: 2013/08/29
- Phantom: Right Phantom with CRP v5.0; Type: QD000P40CD; Serial: TP:1722
- Measurement SW: DASY52, Version 52.8 (7); SEMCAD X Version 14.6.10 (7164)

- **Area Scan (71x101x1):** Interpolated grid: dx=1.200 mm, dy=1.200 mm

Maximum value of SAR (interpolated) = 1.81 W/kg

- **Zoom Scan (7x7x7)/Cube 0:** Measurement grid: dx=5mm, dy=5mm, dz=5mm

Reference Value = 24.952 V/m; Power Drift = -0.01 dB

Peak SAR (extrapolated) = 2.33 W/kg

**SAR(1 g) = 1.23 W/kg; SAR(10 g) = 0.608 W/kg**

Maximum value of SAR (measured) = 1.77 W/kg

