

APPENDIX 3: Photographs of test setup

Conducted Emission




Photo 1




Photo 2

Radiated Spurious Emission
(Below 1GHz)



Photo 1




Photo 2

UL Japan, Inc.

Ise EMC Lab.

4383-326 Asama-cho, Ise-shi, Mie-ken 516-0021 JAPAN

Telephone : +81 596 24 8999

Facsimile : +81 596 24 8124

Radiated Spurious Emission
(Above 1GHz)



Photo 1




Photo 2

Worst Case Position

WLAN

Below 1GHz (Horizontal: Z-axis/ Vertical: X-axis)


Above 1GHz (Horizontal: Z-axis/ Vertical: Z-axis)

BTLE


Below 1GHz (Horizontal: X-axis/ Vertical: X-axis)

Above 1GHz (Horizontal: X-axis/ Vertical: Z-axis)


X-axis



Y-axis



Z-axis



End of Report

UL Japan, Inc.

Ise EMC Lab.

4383-326 Asama-cho, Ise-shi, Mie-ken 516-0021 JAPAN

Telephone : +81 596 24 8999

Facsimile : +81 596 24 8124