

APPENDIX 3: Photographs of test setup

Radiated Spurious Emission




Photo 1




Photo 2

UL Japan, Inc.

Ise EMC Lab.

4383-326 Asama-cho, Ise-shi, Mie-ken 516-0021 JAPAN


Telephone : +81 596 24 8999

Facsimile : +81 596 24 8124


Worst Case Position

Below 1 GHz (Horizontal: X-axis/ Vertical: X-axis)
Above 1 GHz (Horizontal: Y-axis/ Vertical: Z-axis)


X-axis



Y-axis



Z-axis



Antenna Terminal Conducted Tests




Photo 1




Photo 2

End of Report

UL Japan, Inc.

Ise EMC Lab.

4383-326 Asama-cho, Ise-shi, Mie-ken 516-0021 JAPAN

Telephone : +81 596 24 8999

Facsimile : +81 596 24 8124