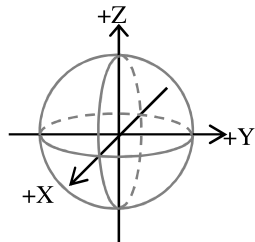



Measured in Satimo Stargate system at TAIYO YUDEN R&D CENTER.

Appearance and coordinates definition

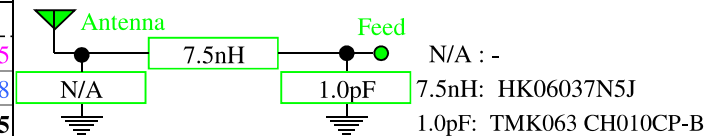


Measurement data of antenna

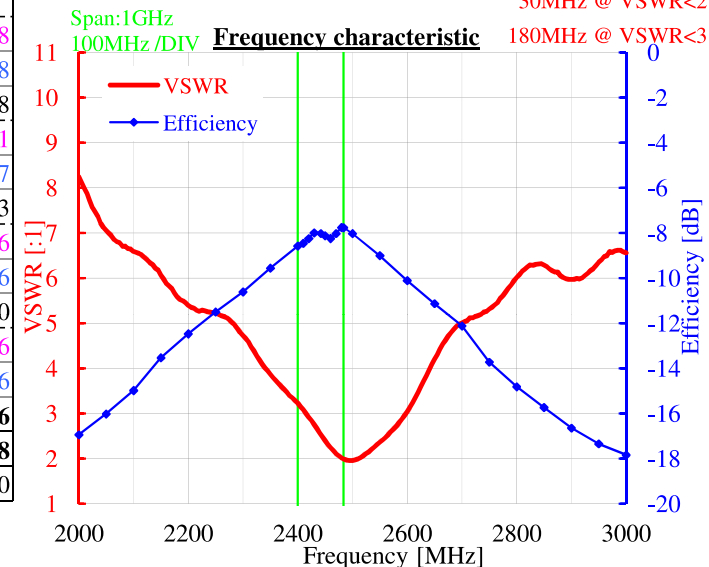
| Frequency [MHz] | | @2400 | @2442 | @2484 |
|---------------------------|-----------|-------|-------|-------|
| Peak gain [dBi] | | | | |
| 3-plane | TX-H | -3.0 | -2.8 | -1.5 |
| | TX-V | -6.0 | -4.7 | -4.8 |
| | | -3.0 | -2.8 | -1.5 |
| Average gain [dBi] | | | | |
| XY-plane | TX-H | -10.3 | -9.5 | -9.8 |
| | TX-V | -16.8 | -16.0 | -15.8 |
| | Plus(H,V) | -9.4 | -8.6 | -8.8 |
| YZ-plane | TX-H | -18.1 | -16.7 | -17.1 |
| | TX-V | -7.5 | -6.9 | -6.7 |
| | Plus(H,V) | -7.1 | -6.5 | -6.3 |
| ZX-plane | TX-H | -9.5 | -9.3 | -8.6 |
| | TX-V | -18.3 | -17.2 | -16.6 |
| | Plus(H,V) | -8.9 | -8.7 | -8.0 |
| 3-plane | TX-H | -11.3 | -10.8 | -10.6 |
| | TX-V | -11.5 | -10.8 | -10.6 |
| | | -8.4 | -7.8 | -7.6 |
| Efficiency [dB] | | -8.6 | -8.0 | -7.8 |
| VSWR [:1] | | 3.2 | 2.6 | 2.0 |

*Note: Peak gain(3-plane)=Peak(XY[H],XY[V],YZ[H],YZ[V],ZX[H],ZX[V])
 *Note:The value is average value in 1 round of each inclination direction angle.
 *Note: Average gain(3-plane)=Average(XY[Plus(H,V)],YZ[Plus(H,V)],ZX[Plus(H,V)])

Matching circuit constant



24.Dec.2014



Radiation pattern

