

FCC ID: WXF-ONST2


IC: 7936A-ONST2




Conducted Emission at the Antenna Port (Close-up View)



Conducted Emission at the Antenna Port (Setup Overview)



Radiated Emissions - 30 to 1000 MHz



Radiated Emissions - 1 to 6 GHz

FCC ID: WXF-ONST2
IC: 7936A-ONST2



Radiated Emissions - 6 to 18 GHz



Radiated Emissions - 18 to 26.5 GHz

FCC ID: WXF-ONST2
IC: 7936A-ONST2




X - Orientation



Y - Orientation

FCC ID: WXF-ONST2
IC: 7936A-ONST2



Z - Orientation