


Conducted Antenna Port Measurement




Radiated EMI Spurious




X-orientation




Y -orientation




Z -orientation




EMI Radiated – 30-1000 MHz



EMI Radiated – 1-6GHz



EMI Radiated – 6-18 GHz



EMI Radiated – 18-25 GHz