


## Notebook

(M/N: NS20,NS24)


Description: Front View of Conducted Emission Test Setup




Description: Back View of Conducted Emission Test Setup



Description: Front View of Radiated Emission Test Setup for Below 1GHz



Description: Back View of Radiated Emission Test Setup for Below 1GHz




Description: Front View of Radiated Emission Test Setup for 1~18GHz







Description: Back View of Radiated Emission Test Setup for 1~18GHz



Description: Front View of Radiated Emission Test Setup for Above 18GHz



Description: Back View of Radiated Emission Test Setup for Above 18GHz



**SAR Test Setup**

**Appendix C. Test Setup Photographs & EUT Photographs**  
**Test Setup Photographs**

**EUT Bottom**



Note: The positions used in the measurements were according to IEEE 1528-2003.