

ELECTROMAGNETIC EMISSIONS COMPLIANCE REPORT

INTENTIONAL RADIATOR CERTIFICATION TO FCC PART 15 SUBPART C REQUIREMENT

OF

Product Name: Razer Naga Epic Charging Dock

Brand Name: Razer

Model Name: RC30-005102

Model Different: N/A

FCC ID: WX9RC30005102

Report No.: ER/2010/90022

Issue Date: Oct. 15, 2010

FCC Rule Part: §15.247, Cat: DTS

Prepared for: Razer (Asia-Pacific) Pte Ltd
514 Chai Chee Lane, #07-01~06, Singapore
469029

Prepared by: SGS Taiwan Ltd.
Electronics & Communication Laboratory
No. 134, Wu Kung Rd., Wuku Industrial
Zone, Taipei County, Taiwan.



Note: This report shall not be reproduced except in full, without the written approval of SGS Taiwan Ltd. This document may be altered or revised by SGS Taiwan Ltd. personnel only, and shall be noted in the revision section of the document.

Unless otherwise stated the results shown in this test report refer only to the sample(s) tested and such sample(s) are retained for 90 days only.

除非另有說明，此報告結果僅對測試之樣品負責，同時此樣品僅保留90天。本報告未經本公司書面許可，不可部份複製。

This document is issued by the Company subject to its General Conditions of Service printed overleaf, available on request or accessible at www.sgs.com/terms_and_conditions.htm and, for electronic format documents, subject to Terms and Conditions for Electronic Documents at www.sgs.com/terms_e-document.htm. Attention is drawn to the limitation of liability, indemnification and jurisdiction issues defined therein. Any holder of this document is advised that information contained hereon reflects the Company's findings at the time of its intervention only and within the limits of Client's instructions, if any. The Company's sole responsibility is to its Client and this document does not exonerate parties to a transaction from exercising all their rights and obligations under the transaction documents. This document cannot be reproduced except in full, without prior written approval of the Company. Any unauthorized alteration, forgery or falsification of the content or appearance of this document is unlawful and offenders may be prosecuted to the fullest extent of the law.

VERIFICATION OF COMPLIANCE

Applicant: Razer (Asia-Pacific) Pte Ltd
514 Chai Chee Lane, #07-01~06, Singapore 469029

Product Name: Razer Naga Epic Charging Dock

Brand Name: Razer

FCC ID: WX9RC30005102

Model No.: RC30-005102

Model Difference: N/A

File Number: ER/2010/90022

Date of test: Sep. 20, 2010 ~ Oct. 15, 2010

Date of EUT Received: Sep. 20, 2010

We hereby certify that:

The above equipment was tested by SGS Taiwan Ltd. Electronics & Communication Laboratory. The test data, data evaluation, test procedures, and equipment configurations shown in this report were made in accordance with the procedures given in ANSI C63.4 (2003) and the energy emitted by the sample EUT tested as described in this report is in compliance with conducted and radiated emission limits of FCC Rules Part 15.247.

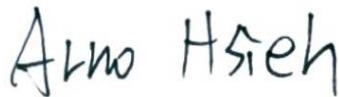
The test results of this report relate only to the tested sample identified in this report.

Test By:**Date:**

Oct. 15, 2010

*Jason Wu / Asst. Supervisor***Prepared By:****Date:**

Oct. 15, 2010

*Eva Kao / Asst. Supervisor***Approved By:****Date:**

Oct. 15, 2010

Arno Hsieh / Asst. Supervisor

Unless otherwise stated the results shown in this test report refer only to the sample(s) tested and such sample(s) are retained for 90 days only.

除非另有說明，此報告結果僅對測試之樣品負責，同時此樣品僅保留90天。本報告未經本公司書面許可，不可部份複製。

This document is issued by the Company subject to its General Conditions of Service printed overleaf, available on request or accessible at www.sgs.com/terms_and_conditions.htm and, for electronic format documents, subject to Terms and Conditions for Electronic Documents at www.sgs.com/terms_e-document.htm. Attention is drawn to the limitation of liability, indemnification and jurisdiction issues defined therein. Any holder of this document is advised that information contained hereon reflects the Company's findings at the time of its intervention only and within the limits of Client's instructions, if any. The Company's sole responsibility is to its Client and this document does not exonerate parties to a transaction from exercising all their rights and obligations under the transaction documents. This document cannot be reproduced except in full, without prior written approval of the Company. Any unauthorized alteration, forgery or falsification of the content or appearance of this document is unlawful and offenders may be prosecuted to the fullest extent of the law.

Version

| Version No. | Date | Description |
|-------------|---------------|------------------------------|
| 00 | Oct. 15, 2010 | Initial creation of document |
| | | |

Unless otherwise stated the results shown in this test report refer only to the sample(s) tested and such sample(s) are retained for 90 days only.

除非另有說明，此報告結果僅對測試之樣品負責，同時此樣品僅保留90天。本報告未經本公司書面許可，不可部份複製。

This document is issued by the Company subject to its General Conditions of Service printed overleaf, available on request or accessible at www.sgs.com/terms_and_conditions.htm and, for electronic format documents, subject to Terms and Conditions for Electronic Documents at www.sgs.com/terms_e-document.htm. Attention is drawn to the limitation of liability, indemnification and jurisdiction issues defined therein. Any holder of this document is advised that information contained hereon reflects the Company's findings at the time of its intervention only and within the limits of Client's instructions, if any. The Company's sole responsibility is to its Client and this document does not exonerate parties to a transaction from exercising all their rights and obligations under the transaction documents. This document cannot be reproduced except in full, without prior written approval of the Company. Any unauthorized alteration, forgery or falsification of the content or appearance of this document is unlawful and offenders may be prosecuted to the fullest extent of the law.

Table of Contents

| | | |
|----------|--|-----------|
| 1 | GENERAL INFORMATION | 6 |
| 1.1 | Product Description | 6 |
| 1.2 | Related Submittal(s) / Grant (s) | 7 |
| 1.3 | Test Methodology | 7 |
| 1.4 | Test Facility | 7 |
| 1.5 | Special Accessories | 7 |
| 1.6 | Equipment Modifications | 7 |
| 2 | SYSTEM TEST CONFIGURATION | 8 |
| 2.1 | EUT Configuration | 8 |
| 2.2 | EUT Exercise | 8 |
| 2.3 | Test Procedure | 8 |
| 2.4 | Configuration of Tested System | 9 |
| 3 | SUMMARY OF TEST RESULTS..... | 10 |
| 4 | DESCRIPTION OF TEST MODES..... | 10 |
| 5 | CONDUCTED EMISSION TEST | 11 |
| 5.1. | Standard Applicable:..... | 11 |
| 5.2. | Measurement Equipment Used:..... | 11 |
| 5.3. | EUT Setup: | 11 |
| 5.4. | Measurement Procedure: | 12 |
| 5.5. | Measurement Result: | 12 |
| 6 | PEAK OUTPUT POWER MEASUREMENT | 15 |
| 6.1 | Standard Applicable:..... | 15 |
| 6.2 | Measurement Equipment Used:..... | 16 |
| 6.3 | .Test Set-up: | 16 |
| 6.4 | Measurement Procedure: | 16 |
| 6.5 | Measurement Result: | 17 |
| 7 | 6dB Bandwidth | 20 |
| 7.1 | Standard Applicable:..... | 20 |
| 7.2 | Measurement Equipment Used:..... | 20 |
| 7.3 | Test Set-up: | 20 |
| 7.4 | Measurement Procedure: | 20 |
| 7.5 | Measurement Result: | 20 |

Unless otherwise stated the results shown in this test report refer only to the sample(s) tested and such sample(s) are retained for 90 days only.

除非另有說明，此報告結果僅對測試之樣品負責，同時此樣品僅保留90天。本報告未經本公司書面許可，不可部份複製。

This document is issued by the Company subject to its General Conditions of Service printed overleaf, available on request or accessible at www.sgs.com/terms_and_conditions.htm and, for electronic format documents, subject to Terms and Conditions for Electronic Documents at www.sgs.com/terms_e-document.htm. Attention is drawn to the limitation of liability, indemnification and jurisdiction issues defined therein. Any holder of this document is advised that information contained hereon reflects the Company's findings at the time of its intervention only and within the limits of Client's instructions, if any. The Company's sole responsibility is to its Client and this document does not exonerate parties to a transaction from exercising all their rights and obligations under the transaction documents. This document cannot be reproduced except in full, without prior written approval of the Company. Any unauthorized alteration, forgery or falsification of the content or appearance of this document is unlawful and offenders may be prosecuted to the fullest extent of the law.

| | | |
|-----------|---|-----------|
| 8 | 100KHz BANDWIDTH OF BAND EDGES MEASUREMENT | 23 |
| 8.1 | Standard Applicable:..... | 23 |
| 8.2 | Measurement Equipment Used:..... | 23 |
| 8.3 | Test SET-UP: | 24 |
| 8.3.1 | Conducted Emission at antenna port: | 24 |
| 8.3.2 | Radiated emission:..... | 24 |
| 8.4 | Measurement Procedure: | 25 |
| 8.5 | Field Strength Calculation: | 25 |
| 8.6 | Measurement Result: | 25 |
| 9 | SPURIOUS RADIATED EMISSION TEST | 29 |
| 9.1 | Standard Applicable..... | 29 |
| 9.2 | Measurement Equipment Used:..... | 29 |
| 9.3 | Test SET-UP: | 29 |
| 9.4 | Measurement Procedure: | 29 |
| 9.5 | Field Strength Calculation | 30 |
| 9.6 | Measurement Result: | 30 |
| 10 | Peak Power Spectral Density | 43 |
| 10.1 | Standard Applicable:..... | 43 |
| 10.2 | Measurement Equipment Used:..... | 43 |
| 10.3 | Test Set-up: | 43 |
| 10.4 | Measurement Procedure: | 43 |
| 10.5 | Measurement Result: | 43 |
| 11 | ANTENNA REQUIREMENT | 46 |
| 11.1. | Standard Applicable:..... | 46 |
| 11.2. | Antenna Connected Construction:..... | 46 |

Unless otherwise stated the results shown in this test report refer only to the sample(s) tested and such sample(s) are retained for 90 days only.

除非另有說明，此報告結果僅對測試之樣品負責，同時此樣品僅保留90天。本報告未經本公司書面許可，不可部份複製。

This document is issued by the Company subject to its General Conditions of Service printed overleaf, available on request or accessible at www.sgs.com/terms_and_conditions.htm and, for electronic format documents, subject to Terms and Conditions for Electronic Documents at www.sgs.com/terms_e-document.htm. Attention is drawn to the limitation of liability, indemnification and jurisdiction issues defined therein. Any holder of this document is advised that information contained hereon reflects the Company's findings at the time of its intervention only and within the limits of Client's instructions, if any. The Company's sole responsibility is to its Client and this document does not exonerate parties to a transaction from exercising all their rights and obligations under the transaction documents. This document cannot be reproduced except in full, without prior written approval of the Company. Any unauthorized alteration, forgery or falsification of the content or appearance of this document is unlawful and offenders may be prosecuted to the fullest extent of the law.

1 GENERAL INFORMATION

1.1 Product Description

General:

| | |
|-------------------------------|---|
| Product Name | Razer Naga Epic Charging Dock |
| Brand Name | Razer |
| Model Name | RC30-005102 |
| Model Difference | N/A |
| Data Cable (USB) | 1 provide |
| Power Supply | PC (5VDC) |
| Frequency Range: | 2402MHz – 2480MHz |
| Channel number: | 79 channels |
| Channel spacing | 1MHz |
| Max. Output Power: | 2.48 dBm |
| Modulation type / Technology: | DSSS / GFSK |
| Transition Rate: | 250kbps (DSSS) |
| Antenna Designation: | PCB Trace On Board / Peak Gain: 1.36dBi |

Unless otherwise stated the results shown in this test report refer only to the sample(s) tested and such sample(s) are retained for 90 days only.

除非另有說明，此報告結果僅對測試之樣品負責，同時此樣品僅保留90天。本報告未經本公司書面許可，不可部份複製。

This document is issued by the Company subject to its General Conditions of Service printed overleaf, available on request or accessible at www.sgs.com/terms_and_conditions.htm and, for electronic format documents, subject to Terms and Conditions for Electronic Documents at www.sgs.com/terms_e-document.htm. Attention is drawn to the limitation of liability, indemnification and jurisdiction issues defined therein. Any holder of this document is advised that information contained hereon reflects the Company's findings at the time of its intervention only and within the limits of Client's instructions, if any. The Company's sole responsibility is to its Client and this document does not exonerate parties to a transaction from exercising all their rights and obligations under the transaction documents. This document cannot be reproduced except in full, without prior written approval of the Company. Any unauthorized alteration, forgery or falsification of the content or appearance of this document is unlawful and offenders may be prosecuted to the fullest extent of the law.

1.2 Related Submittal(s) / Grant (s)

This submittal(s) (test report) is intended for **FCC ID: WX9RC30005102** filing to comply with Section 15.247 of the FCC Part 15, Subpart C Rule. The composite system (digital device) is compliance with Subpart B is authorized under a DoC procedure.

1.3 Test Methodology

Both conducted and radiated testing were performed according to the procedures in ANSI C63.4 (2003). Radiated testing was performed at an antenna to EUT distance 3 meters.

Tested in accordance with Oct 2002 KDB558074 for compliance to FCC 47CFR 15.247 requirements

1.4 Test Facility

The measurement facilities used to collect the 3m Radiated Emission and AC power line conducted data are located on the address of SGS Taiwan Ltd. Electronics & Communication Laboratory No. 134, Wu Kung Rd., Wuku Industrial Zone, Taipei Country, Taiwan which are constructed and calibrated to meet the FCC requirements in documents ANSI C63.4: 2003. FCC Registration Number are: 990257 and 236194, Canada Registration Number: 4620A-1.

The 10 m Open Area Test Sites located on the address of SGS Taiwan Ltd. Electronics & Communication Laboratory No. 29, Pau-Tou-Tsuo Valley Chia-Pau Tsuen, Linkou Hsiang, Taipei county, which is constructed and calibrated to meet the CISPR 22/EN 55022 requirements. SGS Site No. 1(3 &10 meters) and FCC Registration Number: 94644.

1.5 Special Accessories

Not available for this EUT intended for grant.

1.6 Equipment Modifications

Not available for this EUT intended for grant.

Unless otherwise stated the results shown in this test report refer only to the sample(s) tested and such sample(s) are retained for 90 days only.

除非另有說明，此報告結果僅對測試之樣品負責，同時此樣品僅保留90天。本報告未經本公司書面許可，不可部份複製。

This document is issued by the Company subject to its General Conditions of Service printed overleaf, available on request or accessible at www.sgs.com/terms_and_conditions.htm and, for electronic format documents, subject to Terms and Conditions for Electronic Documents at www.sgs.com/terms_e-document.htm. Attention is drawn to the limitation of liability, indemnification and jurisdiction issues defined therein. Any holder of this document is advised that information contained hereon reflects the Company's findings at the time of its intervention only and within the limits of Client's instructions, if any. The Company's sole responsibility is to its Client and this document does not exonerate parties to a transaction from exercising all their rights and obligations under the transaction documents. This document cannot be reproduced except in full, without prior written approval of the Company. Any unauthorized alteration, forgery or falsification of the content or appearance of this document is unlawful and offenders may be prosecuted to the fullest extent of the law.

2 SYSTEM TEST CONFIGURATION

2.1 EUT Configuration

The EUT configuration for testing is installed on RF field strength measurement to meet the Commissions requirement and operating in a manner which intends to maximize its emission characteristics in a continuous normal application.

2.2 EUT Exercise

The EUT (Transmitter) was operated in the engineering mode to fix the Tx frequency that was for the purpose of the measurements.

2.3 Test Procedure

2.3.1 Conducted Emissions

The EUT is placed on a turn table which is 0.8 m above ground plane. According to the requirements in Section 7 and 13 of ANSI C63.4-2003, conducted emissions from the EUT measured in the frequency range between 0.15 MHz and 30 MHz using CISPR Quasi-Peak and Average detector mode.

2.3.2 Radiated Emissions

The EUT is placed on a turn table which is 0.8 m above ground plane. The turn table shall rotate 360 degrees to determine the position of maximum emission level. EUT is set 3m away from the receiving antenna which varied from 1m to 4m to find out the highest emission. And also, each emission was to be maximized by changing the polarization of receiving antenna both horizontal and vertical. In order to find out the max. emission, the relative positions of this hand-held transmitter (EUT) was rotated through three orthogonal axes and measurement procedures for electric field radiated emissions above 1 GHz the EUT measurement is to be made "while keeping the antenna in the 'cone of radiation' from that area and pointed at the area both in azimuth and elevation, with polarization oriented for maximum response." is still within the 3dB illumination BW of the measurement antenna. According to the requirements in Section 8 and 13 of ANSI C63.4-2003 and KDB558074.

Unless otherwise stated the results shown in this test report refer only to the sample(s) tested and such sample(s) are retained for 90 days only.

除非另有說明，此報告結果僅對測試之樣品負責，同時此樣品僅保留90天。本報告未經本公司書面許可，不可部份複製。

This document is issued by the Company subject to its General Conditions of Service printed overleaf, available on request or accessible at www.sgs.com/terms_and_conditions.htm and, for electronic format documents, subject to Terms and Conditions for Electronic Documents at www.sgs.com/terms_e-document.htm. Attention is drawn to the limitation of liability, indemnification and jurisdiction issues defined therein. Any holder of this document is advised that information contained hereon reflects the Company's findings at the time of its intervention only and within the limits of Client's instructions, if any. The Company's sole responsibility is to its Client and this document does not exonerate parties to a transaction from exercising all their rights and obligations under the transaction documents. This document cannot be reproduced except in full, without prior written approval of the Company. Any unauthorized alteration, forgery or falsification of the content or appearance of this document is unlawful and offenders may be prosecuted to the fullest extent of the law.

2.4 Configuration of Tested System

Fig. 2-1 Radiated Emission Configuration

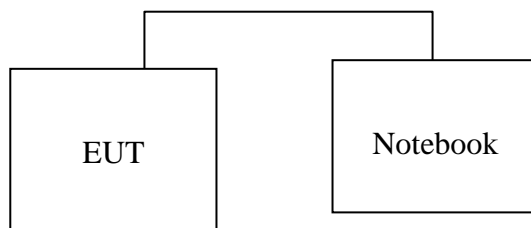


Fig. 2-1 AC Power line Conducted Emission Configuration

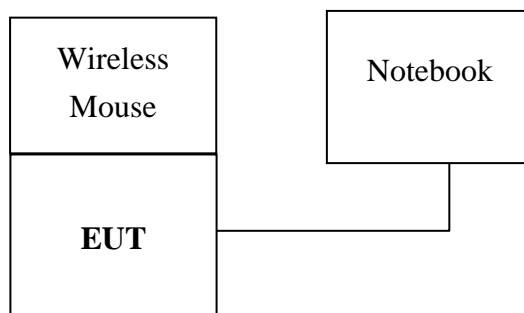


Table 2-1 Equipment Used in Tested System

| Item | Equipment | Mfr/Brand | Model/ Type No. | Series No. | Data Cable | Power Cord |
|------|----------------|-----------|--------------------|------------|------------|--------------|
| 1 | Wireless Mouse | Razer | RC30-005101 | N/A | Shielding | N/A |
| 2 | Notebook | IBM | T60 | L3DK794 | Shielding | Un-shielding |

Unless otherwise stated the results shown in this test report refer only to the sample(s) tested and such sample(s) are retained for 90 days only.

除非另有說明，此報告結果僅對測試之樣品負責，同時此樣品僅保留90天。本報告未經本公司書面許可，不可部份複製。

This document is issued by the Company subject to its General Conditions of Service printed overleaf, available on request or accessible at www.sgs.com/terms_and_conditions.htm and, for electronic format documents, subject to Terms and Conditions for Electronic Documents at www.sgs.com/terms_e-document.htm. Attention is drawn to the limitation of liability, indemnification and jurisdiction issues defined therein. Any holder of this document is advised that information contained hereon reflects the Company's findings at the time of its intervention only and within the limits of Client's instructions, if any. The Company's sole responsibility is to its Client and this document does not exonerate parties to a transaction from exercising all their rights and obligations under the transaction documents. This document cannot be reproduced except in full, without prior written approval of the Company. Any unauthorized alteration, forgery or falsification of the content or appearance of this document is unlawful and offenders may be prosecuted to the fullest extent of the law.

3 SUMMARY OF TEST RESULTS

| FCC Rules | Description Of Test | Result |
|------------------|---|-----------|
| §15.207(a) | AC Power Line Conducted Emission | Compliant |
| §15.247(a)(2)(b) | Peak Output Power | Compliant |
| §15.247(a)(2) | 6dB Bandwidth | Compliant |
| §15.247(c) | 100 KHz Bandwidth Of Frequency Band Edges | Compliant |
| §15.247(c) | Spurious Emission | Compliant |
| §15.247 | Peak Power Density | Compliant |
| §15.203 | Antenna Requirement | Compliant |

4 DESCRIPTION OF TEST MODES

The EUT has been tested under operating condition.

Test program used to control the EUT for staying in continuous transmitting mode is programmed.

Channel Low: 2402MHz; Channel Mid: 2441MHz; Channel High: 2480MHz are chosen for full testing.

Unless otherwise stated the results shown in this test report refer only to the sample(s) tested and such sample(s) are retained for 90 days only.

除非另有說明，此報告結果僅對測試之樣品負責，同時此樣品僅保留90天。本報告未經本公司書面許可，不可部份複製。

This document is issued by the Company subject to its General Conditions of Service printed overleaf, available on request or accessible at www.sgs.com/terms_and_conditions.htm and, for electronic format documents, subject to Terms and Conditions for Electronic Documents at www.sgs.com/terms_e-document.htm. Attention is drawn to the limitation of liability, indemnification and jurisdiction issues defined therein. Any holder of this document is advised that information contained hereon reflects the Company's findings at the time of its intervention only and within the limits of Client's instructions, if any. The Company's sole responsibility is to its Client and this document does not exonerate parties to a transaction from exercising all their rights and obligations under the transaction documents. This document cannot be reproduced except in full, without prior written approval of the Company. Any unauthorized alteration, forgery or falsification of the content or appearance of this document is unlawful and offenders may be prosecuted to the fullest extent of the law.

5 CONDUCTED EMISSION TEST

5.1. Standard Applicable:

According to §15.207, frequency range within 150KHz to 30MHz shall not exceed the Limit table as below.

| Frequency range MHz | Limits dB(uV) | |
|---|------------------|----------|
| | Quasi-peak | Average |
| 0.15 to 0.50 | 66 to 56 | 56 to 46 |
| 0.50 to 5 | 56 | 46 |
| 5 to 30 | 60 | 50 |
| Note | | |
| 1.The lower limit shall apply at the transition frequencies | | |
| 2.The limit decreases linearly with the logarithm of the frequency in the range 0.15 MHz to 0.50 MHz. | | |

5.2. Measurement Equipment Used:

| Conducted Emission Test Site | | | | | |
|------------------------------|------------|-------------------------|------------------|--------------|------------|
| EQUIPMENT TYPE | MFR | MODEL NUMBER | SERIAL NUMBER | LAST CAL. | CAL DUE. |
| EMI Test Receiver | R&S | ESCS30 | 828985/004 | 09/15/2010 | 09/14/2011 |
| LISN | Rolf-Heine | NNB-2/16Z | 99012 | 02/02/2010 | 02/01/2011 |
| LISN | FCC | FCC-LISN-50/250-25-2-01 | 04034 | 02/02/2010 | 02/01/2011 |
| Coaxial Cables | N/A | WK CE Cable | N/A | 11/28/2009 | 11/27/2010 |

5.3. EUT Setup:

1. The conducted emission tests were performed in the test site, using the setup in accordance with the ANSI C63.4-2003.
2. The AC/DC Power adaptor of EUT was plug-in LISN. The EUT was placed flushed with the rear of the table.
3. The LISN was connected with 120Vac/60Hz power source.

Unless otherwise stated the results shown in this test report refer only to the sample(s) tested and such sample(s) are retained for 90 days only.

除非另有說明，此報告結果僅對測試之樣品負責，同時此樣品僅保留90天。本報告未經本公司書面許可，不可部份複製。

This document is issued by the Company subject to its General Conditions of Service printed overleaf, available on request or accessible at www.sgs.com/terms_and_conditions.htm and, for electronic format documents, subject to Terms and Conditions for Electronic Documents at www.sgs.com/terms_e-document.htm. Attention is drawn to the limitation of liability, indemnification and jurisdiction issues defined therein. Any holder of this document is advised that information contained hereon reflects the Company's findings at the time of its intervention only and within the limits of Client's instructions, if any. The Company's sole responsibility is to its Client and this document does not exonerate parties to a transaction from exercising all their rights and obligations under the transaction documents. This document cannot be reproduced except in full, without prior written approval of the Company. Any unauthorized alteration, forgery or falsification of the content or appearance of this document is unlawful and offenders may be prosecuted to the fullest extent of the law.

5.4. Measurement Procedure:

1. The EUT was placed on a table which is 0.8m above ground plane.
2. Maximum procedure was performed on the six highest emissions to ensure EUT compliance.
3. Repeat above procedures until all frequency measured were complete.

5.5. Measurement Result:

The initial step in collecting conducted data is a spectrum analyzer peak scan of the measurement range. Significant peaks are then marked as shown on the following data page, and these signals are then quasi-peaked.

Note: Refer to next page for measurement data and plots.

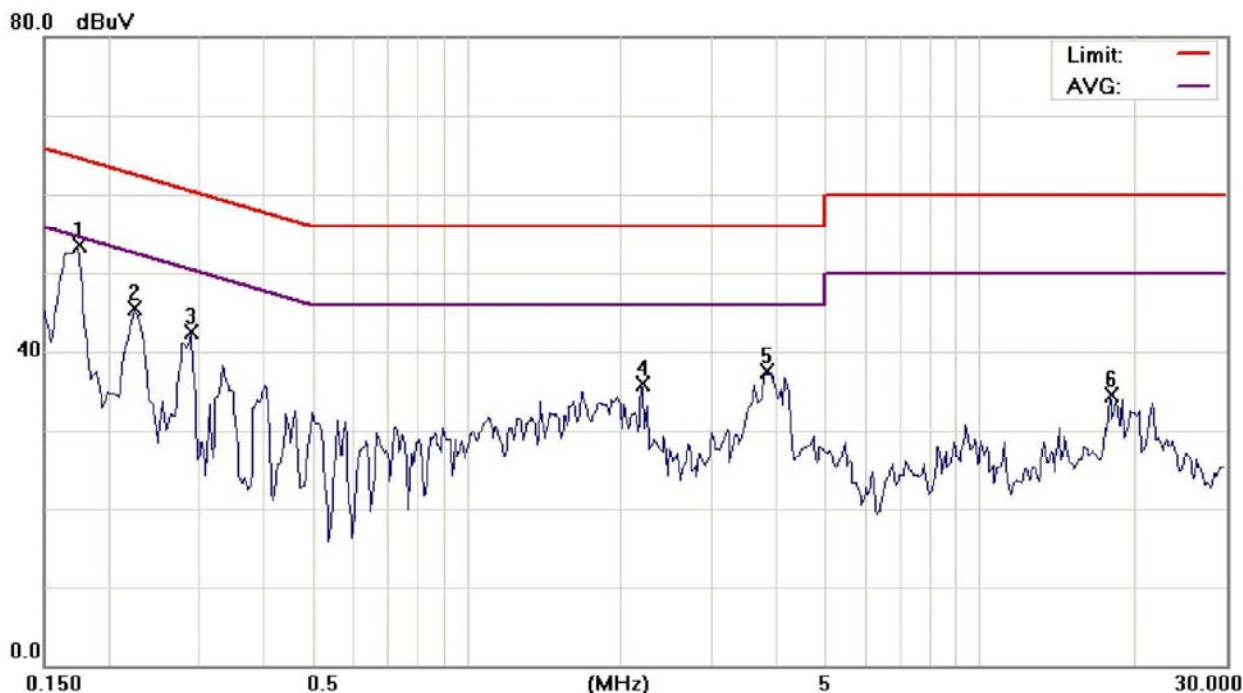
Unless otherwise stated the results shown in this test report refer only to the sample(s) tested and such sample(s) are retained for 90 days only.

除非另有說明，此報告結果僅對測試之樣品負責，同時此樣品僅保留90天。本報告未經本公司書面許可，不可部份複製。

This document is issued by the Company subject to its General Conditions of Service printed overleaf, available on request or accessible at www.sgs.com/terms_and_conditions.htm and, for electronic format documents, subject to Terms and Conditions for Electronic Documents at www.sgs.com/terms_e-document.htm. Attention is drawn to the limitation of liability, indemnification and jurisdiction issues defined therein. Any holder of this document is advised that information contained hereon reflects the Company's findings at the time of its intervention only and within the limits of Client's instructions, if any. The Company's sole responsibility is to its Client and this document does not exonerate parties to a transaction from exercising all their rights and obligations under the transaction documents. This document cannot be reproduced except in full, without prior written approval of the Company. Any unauthorized alteration, forgery or falsification of the content or appearance of this document is unlawful and offenders may be prosecuted to the fullest extent of the law.

AC POWER LINE CONDUCTED EMISSION TEST DATA

| | | | | | |
|-----------------------------|--------------------|-----------|------|------------|---------------|
| Operation Mode: | Charging Operation | | | Test Date: | Oct. 06, 2010 |
| Temperature: | 24 °C | Humidity: | 55 % | Test By: | Jason |
| uncertainty values: 2.59 dB | | | | | |



Site SGS CONDUCTED #1

Limit: CISPR22/11/EN55022 Class B

EUT: Razer Naga Epic Elite MMO Gaming M

M/N: RC30-005102

Note: Charging Operation

Phase: L1

Power: AC 120V/60Hz

Distance:

Temperature: 24 °C

Humidity: 55 %

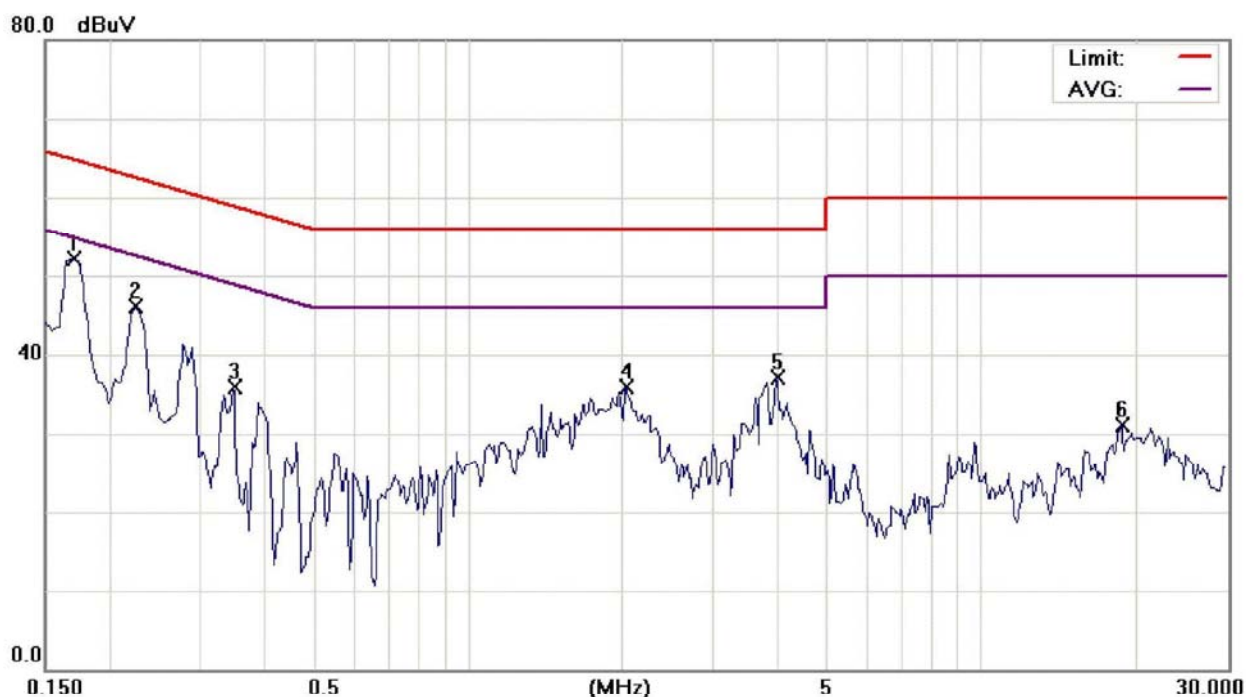
Air Pressure: hpa

| No. | Mk. | Freq. MHz | Reading Level dBuV | Factor dB | Measure- ment dBuV | Limit dBuV | Over dB | Detector | Comment |
|-----|-----|--------------|--------------------------|--------------|--------------------------|---------------|------------|----------|---------|
| 1 | * | 0.1750 | 53.37 | 0.13 | 53.50 | 64.72 | -11.22 | peak | |
| 2 | | 0.2250 | 45.40 | 0.12 | 45.52 | 62.63 | -17.11 | peak | |
| 3 | | 0.2900 | 42.30 | 0.12 | 42.42 | 60.52 | -18.10 | peak | |
| 4 | | 2.2000 | 35.71 | 0.16 | 35.87 | 56.00 | -20.13 | peak | |
| 5 | | 3.8200 | 37.27 | 0.20 | 37.47 | 56.00 | -18.53 | peak | |
| 6 | | 18.0000 | 33.89 | 0.52 | 34.41 | 60.00 | -25.59 | peak | |

Unless otherwise stated the results shown in this test report refer only to the sample(s) tested and such sample(s) are retained for 90 days only.

除非另有說明，此報告結果僅對測試之樣品負責，同時此樣品僅保留90天。本報告未經本公司書面許可，不可部份複製。

This document is issued by the Company subject to its General Conditions of Service printed overleaf, available on request or accessible at www.sgs.com/terms_and_conditions.htm and, for electronic format documents, subject to Terms and Conditions for Electronic Documents at www.sgs.com/terms_e-document.htm. Attention is drawn to the limitation of liability, indemnification and jurisdiction issues defined therein. Any holder of this document is advised that information contained hereon reflects the Company's findings at the time of its intervention only and within the limits of Client's instructions, if any. The Company's sole responsibility is to its Client and this document does not exonerate parties to a transaction from exercising all their rights and obligations under the transaction documents. This document cannot be reproduced except in full, without prior written approval of the Company. Any unauthorized alteration, forgery or falsification of the content or appearance of this document is unlawful and offenders may be prosecuted to the fullest extent of the law.



Site SGS CONDUCTED #1 Phase: **N** Temperature: 24 °C
 Limit: CISPR22/11/EN55022 Class B Power: AC 120V/60Hz Humidity: 55 %
 EUT: Razer Naga Epic Elite MMO Gaming M Distance: Air Pressure: hpa
 M/N: RC30-005102
 Note: Charging Operation

| No. | Mk. | Freq. MHz | Reading Level dBuV | Factor dB | Measure- ment dBuV | Limit dBuV | Over dB | Detector | Comment |
|-----|-----|--------------|--------------------------|--------------|--------------------------|---------------|------------|----------|---------|
| 1 | * | 0.1700 | 52.01 | 0.14 | 52.15 | 64.96 | -12.81 | peak | |
| 2 | | 0.2250 | 45.94 | 0.13 | 46.07 | 62.63 | -16.56 | peak | |
| 3 | | 0.3500 | 35.69 | 0.12 | 35.81 | 58.96 | -23.15 | peak | |
| 4 | | 2.0300 | 35.75 | 0.16 | 35.91 | 56.00 | -20.09 | peak | |
| 5 | | 4.0000 | 36.89 | 0.20 | 37.09 | 56.00 | -18.91 | peak | |
| 6 | | 18.8400 | 30.58 | 0.43 | 31.01 | 60.00 | -28.99 | peak | |

Unless otherwise stated the results shown in this test report refer only to the sample(s) tested and such sample(s) are retained for 90 days only.

除非另有說明，此報告結果僅對測試之樣品負責，同時此樣品僅保留90天。本報告未經本公司書面許可，不可部份複製。

This document is issued by the Company subject to its General Conditions of Service printed overleaf, available on request or accessible at www.sgs.com/terms_and_conditions.htm and, for electronic format documents, subject to Terms and Conditions for Electronic Documents at www.sgs.com/terms_e-document.htm. Attention is drawn to the limitation of liability, indemnification and jurisdiction issues defined therein. Any holder of this document is advised that information contained hereon reflects the Company's findings at the time of its intervention only and within the limits of Client's instructions, if any. The Company's sole responsibility is to its Client and this document does not exonerate parties to a transaction from exercising all their rights and obligations under the transaction documents. This document cannot be reproduced except in full, without prior written approval of the Company. Any unauthorized alteration, forgery or falsification of the content or appearance of this document is unlawful and offenders may be prosecuted to the fullest extent of the law.

6 PEAK OUTPUT POWER MEASUREMENT

6.1 Standard Applicable:

According to §15.247(a)(2), (b)

(3) For systems using digital modulation in the 902-928 MHz, 2400-2483.5 MHz, and 5725-5850 MHz bands: 1 Watt. As an alternative to a peak power measurement, compliance with the one Watt limit can be based on a measurement of the maximum conducted output power. Maximum Conducted Output Power is defined as the total transmit power delivered to all antennas and antenna elements averaged across all symbols in the signaling alphabet when the transmitter is operating at its maximum power control level. Power must be summed across all antennas and antenna elements. The average must not include any time intervals during which the transmitter is off or is transmitting at a reduced power level. If multiple modes of operation are possible (e.g., alternative modulation methods), the maximum conducted output power is the highest total transmit power occurring in any mode.

(4) The conducted output power limit specified in paragraph (b) of this section is based on the use of antennas with directional gains that do not exceed 6 dBi. Except as shown in paragraph (c) of this section, if transmitting antennas of directional gain greater than 6 dBi are used, the conducted output power from the intentional radiator shall be reduced below the stated values in paragraphs (b)(1), (b)(2), and (b)(3) of this section, as appropriate, by the amount in dB that the directional gain of the antenna exceeds 6 dBi.

(c) Operation with directional antenna gains greater than 6 dBi.

(1) Fixed point-to-point operation:

(i) Systems operating in the 2400-2483.5 MHz band that are used exclusively for fixed, point-to-point operations may employ transmitting antennas with directional gain greater than 6 dBi provided the maximum conducted output power of the intentional radiator is reduced by 1 dB for every 3 dB that the directional gain of the antenna exceeds 6 dBi.

(ii) Systems operating in the 5725-5850 MHz band that are used exclusively for fixed, point-to-point operations may employ transmitting antennas with directional gain greater than 6 dBi without any corresponding reduction in transmitter conducted output power.

Unless otherwise stated the results shown in this test report refer only to the sample(s) tested and such sample(s) are retained for 90 days only.

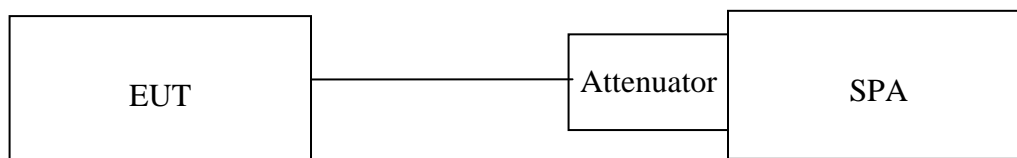
除非另有說明，此報告結果僅對測試之樣品負責，同時此樣品僅保留90天。本報告未經本公司書面許可，不可部份複製。

This document is issued by the Company subject to its General Conditions of Service printed overleaf, available on request or accessible at www.sgs.com/terms_and_conditions.htm and, for electronic format documents, subject to Terms and Conditions for Electronic Documents at www.sgs.com/terms_e-document.htm. Attention is drawn to the limitation of liability, indemnification and jurisdiction issues defined therein. Any holder of this document is advised that information contained hereon reflects the Company's findings at the time of its intervention only and within the limits of Client's instructions, if any. The Company's sole responsibility is to its Client and this document does not exonerate parties to a transaction from exercising all their rights and obligations under the transaction documents. This document cannot be reproduced except in full, without prior written approval of the Company. Any unauthorized alteration, forgery or falsification of the content or appearance of this document is unlawful and offenders may be prosecuted to the fullest extent of the law.

6.2 Measurement Equipment Used:

| Conducted Emission Test Site | | | | | |
|------------------------------|--------------|-----------------|---------------|------------|------------|
| EQUIPMENT TYPE | MFR | MODEL NUMBER | SERIAL NUMBER | LAST CAL. | CAL DUE. |
| Power Sensor | Anritsu | MA2411B | 917032 | 01/21/2010 | 01/20/2012 |
| Power Meter | Anritsu | ML2495A | 1005007 | 02/17/2010 | 02/16/2012 |
| Spectrum Analyzer | Agilent | E4446A | MY43360126 | 04/19/2010 | 04/18/2012 |
| Spectrum Analyzer | Agilent | E4440A | MY45304525 | 01/25/2010 | 01/24/2011 |
| DC Block | Agilent | BLK-18 | 155452 | 07/05/2010 | 07/04/2011 |
| Low Loss Cable | HUBER+SUHNER | SUCOFLEX 104PEA | N/A | 01/05/2010 | 01/04/2011 |
| Attenuator | Mini-Circuit | BW-S6W5 | 001 | 07/05/2010 | 07/04/2011 |
| Attenuator | Mini-Circuit | BW-S10W5 | 001 | 07/05/2010 | 07/04/2011 |
| Attenuator | Mini-Circuit | BW-S20W5 | 001 | 07/05/2010 | 07/04/2011 |
| Splitter | Agilent | 11636B | N/A | 07/05/2010 | 07/04/2011 |

6.3 .Test Set-up:



6.4 Measurement Procedure:

1. Place the EUT on the table and set it in transmitting mode.
2. Remove the antenna from the EUT and then connect a low loss RF cable from the antenna port to the power meter or spectrum. (max peak function, RBW, VBW = 3MHz, Span = 10MHz)
3. Record the max. reading.
4. Repeat above procedures until all frequency measured were complete.

Unless otherwise stated the results shown in this test report refer only to the sample(s) tested and such sample(s) are retained for 90 days only.

除非另有說明，此報告結果僅對測試之樣品負責，同時此樣品僅保留90天。本報告未經本公司書面許可，不可部份複製。

This document is issued by the Company subject to its General Conditions of Service printed overleaf, available on request or accessible at www.sgs.com/terms_and_conditions.htm and, for electronic format documents, subject to Terms and Conditions for Electronic Documents at www.sgs.com/terms_e-document.htm. Attention is drawn to the limitation of liability, indemnification and jurisdiction issues defined therein. Any holder of this document is advised that information contained hereon reflects the Company's findings at the time of its intervention only and within the limits of Client's instructions, if any. The Company's sole responsibility is to its Client and this document does not exonerate parties to a transaction from exercising all their rights and obligations under the transaction documents. This document cannot be reproduced except in full, without prior written approval of the Company. Any unauthorized alteration, forgery or falsification of the content or appearance of this document is unlawful and offenders may be prosecuted to the fullest extent of the law.

6.5 Measurement Result:

| Frequency (MHz) | Reading Power (dBm) | Cable Loss | Output Power (dBm) | Output Power (W) | Limit (W) |
|--------------------|------------------------|------------|-----------------------|---------------------|--------------|
| 2402.00 | 2.38 | 0.10 | 2.48 | 0.00177 | 1 |
| 2441.00 | 1.91 | 0.10 | 2.01 | 0.00159 | 1 |
| 2480.00 | 1.41 | 0.10 | 1.51 | 0.00142 | 1 |

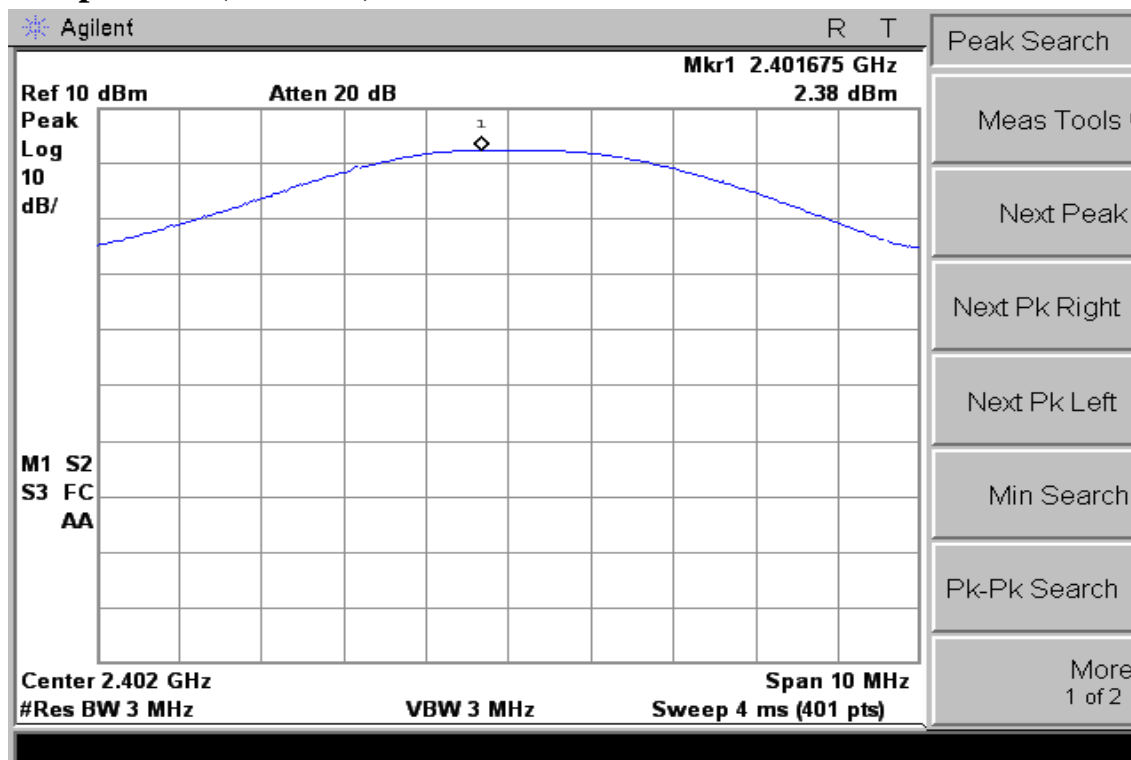
Uncertainty values: 1.3 dB

Unless otherwise stated the results shown in this test report refer only to the sample(s) tested and such sample(s) are retained for 90 days only.

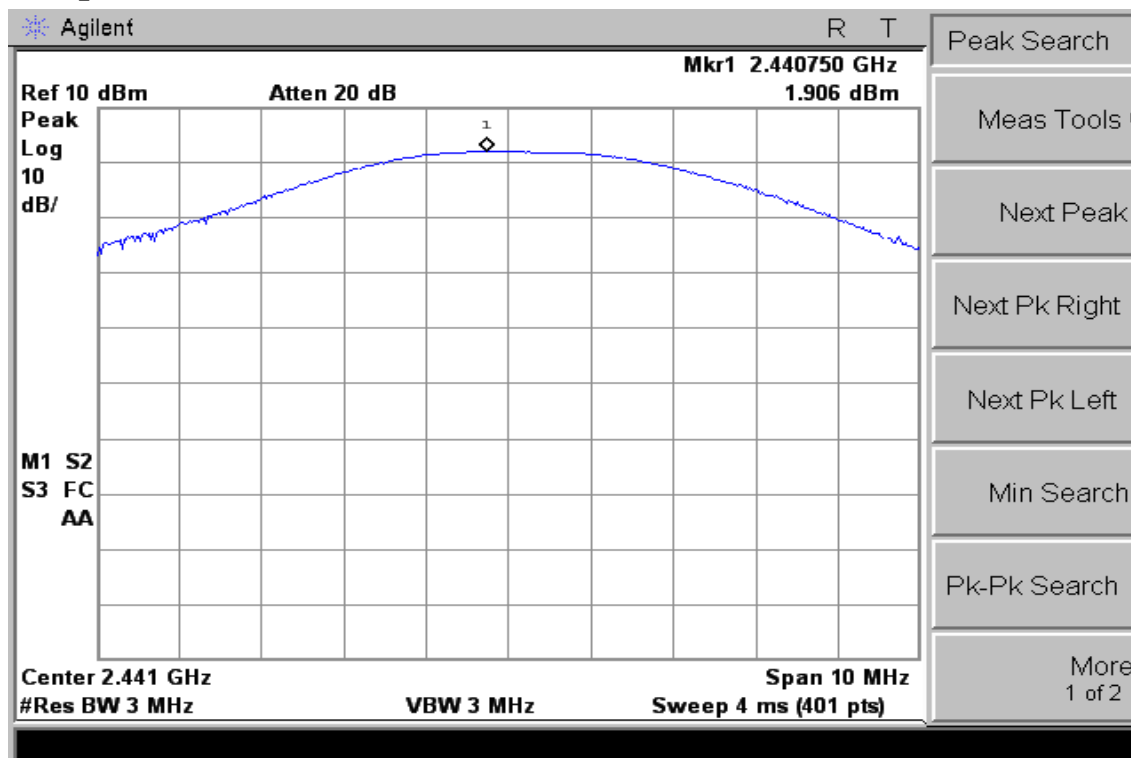
除非另有說明，此報告結果僅對測試之樣品負責，同時此樣品僅保留90天。本報告未經本公司書面許可，不可部份複製。

This document is issued by the Company subject to its General Conditions of Service printed overleaf, available on request or accessible at www.sgs.com/terms_and_conditions.htm and, for electronic format documents, subject to Terms and Conditions for Electronic Documents at www.sgs.com/terms_e-document.htm. Attention is drawn to the limitation of liability, indemnification and jurisdiction issues defined therein. Any holder of this document is advised that information contained hereon reflects the Company's findings at the time of its intervention only and within the limits of Client's instructions, if any. The Company's sole responsibility is to its Client and this document does not exonerate parties to a transaction from exercising all their rights and obligations under the transaction documents. This document cannot be reproduced except in full, without prior written approval of the Company. Any unauthorized alteration, forgery or falsification of the content or appearance of this document is unlawful and offenders may be prosecuted to the fullest extent of the law.

Power Output Plot (CH Low)



Power Output Plot (CH Mid)

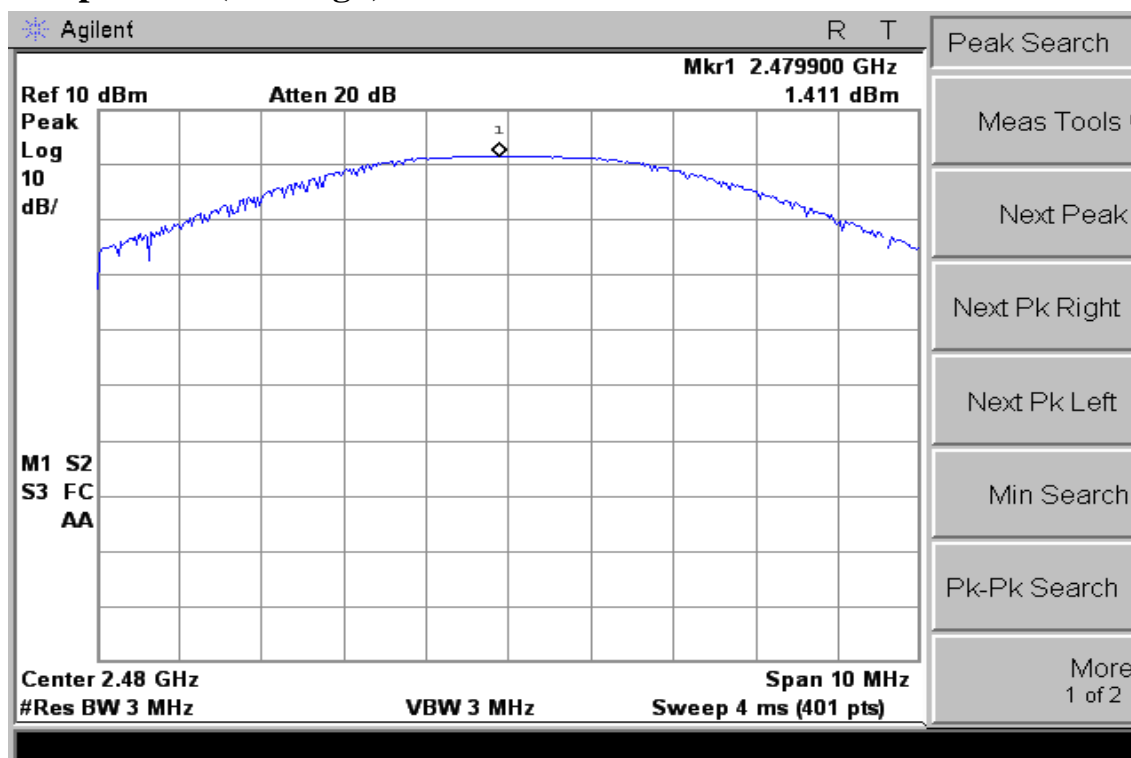


Unless otherwise stated the results shown in this test report refer only to the sample(s) tested and such sample(s) are retained for 90 days only.

除非另有說明，此報告結果僅對測試之樣品負責，同時此樣品僅保留90天。本報告未經本公司書面許可，不可部份複製。

This document is issued by the Company subject to its General Conditions of Service printed overleaf, available on request or accessible at www.sgs.com/terms_and_conditions.htm and, for electronic format documents, subject to Terms and Conditions for Electronic Documents at www.sgs.com/terms_e-document.htm. Attention is drawn to the limitation of liability, indemnification and jurisdiction issues defined therein. Any holder of this document is advised that information contained hereon reflects the Company's findings at the time of its intervention only and within the limits of Client's instructions, if any. The Company's sole responsibility is to its Client and this document does not exonerate parties to a transaction from exercising all their rights and obligations under the transaction documents. This document cannot be reproduced except in full, without prior written approval of the Company. Any unauthorized alteration, forgery or falsification of the content or appearance of this document is unlawful and offenders may be prosecuted to the fullest extent of the law.

Power Output Plot (CH High)



Unless otherwise stated the results shown in this test report refer only to the sample(s) tested and such sample(s) are retained for 90 days only.

除非另有說明，此報告結果僅對測試之樣品負責，同時此樣品僅保留90天。本報告未經本公司書面許可，不可部份複製。

This document is issued by the Company subject to its General Conditions of Service printed overleaf, available on request or accessible at www.sgs.com/terms_and_conditions.htm and, for electronic format documents, subject to Terms and Conditions for Electronic Documents at www.sgs.com/terms_e-document.htm. Attention is drawn to the limitation of liability, indemnification and jurisdiction issues defined therein. Any holder of this document is advised that information contained hereon reflects the Company's findings at the time of its intervention only and within the limits of Client's instructions, if any. The Company's sole responsibility is to its Client and this document does not exonerate parties to a transaction from exercising all their rights and obligations under the transaction documents. This document cannot be reproduced except in full, without prior written approval of the Company. Any unauthorized alteration, forgery or falsification of the content or appearance of this document is unlawful and offenders may be prosecuted to the fullest extent of the law.

7 6dB Bandwidth

7.1 Standard Applicable:

According to §15.247(a)(2), Systems using digital modulation techniques may operate in the 902 - 928 MHz, 2400 - 2483.5 MHz, and 5725 - 5850 MHz bands. The minimum 6 dB bandwidth shall be at least 500kHz.

7.2 Measurement Equipment Used:

Refer to section 6.2 for details.

7.3 Test Set-up:

Refer to section 6.3 for details.

7.4 Measurement Procedure:

1. Place the EUT on the table and set it in transmitting mode.
2. Remove the antenna from the EUT and then connect a low loss RF cable from the 3. antenna port to the spectrum analyzer.
3. Set the spectrum analyzer as $RBW \geq 1\%$ of emission Bandwidth, $VBW = 3 * RBW$, Span = 5MHz, Sweep = auto
4. Mark the peak frequency and -6dB (upper and lower) frequency.
5. Repeat above procedures until all frequency measured were complete.

7.5 Measurement Result:

6dB Bandwidth

| Frequency (MHz) | Bandwidth (MHz) | Bandwidth (KHz) | Result |
|-----------------|-----------------|-----------------|--------|
| 2402 | 0.9320 | > 500 | PASS |
| 2441 | 0.9324 | > 500 | PASS |
| 2480 | 0.9357 | > 500 | PASS |

Uncertainty values: 290Hz

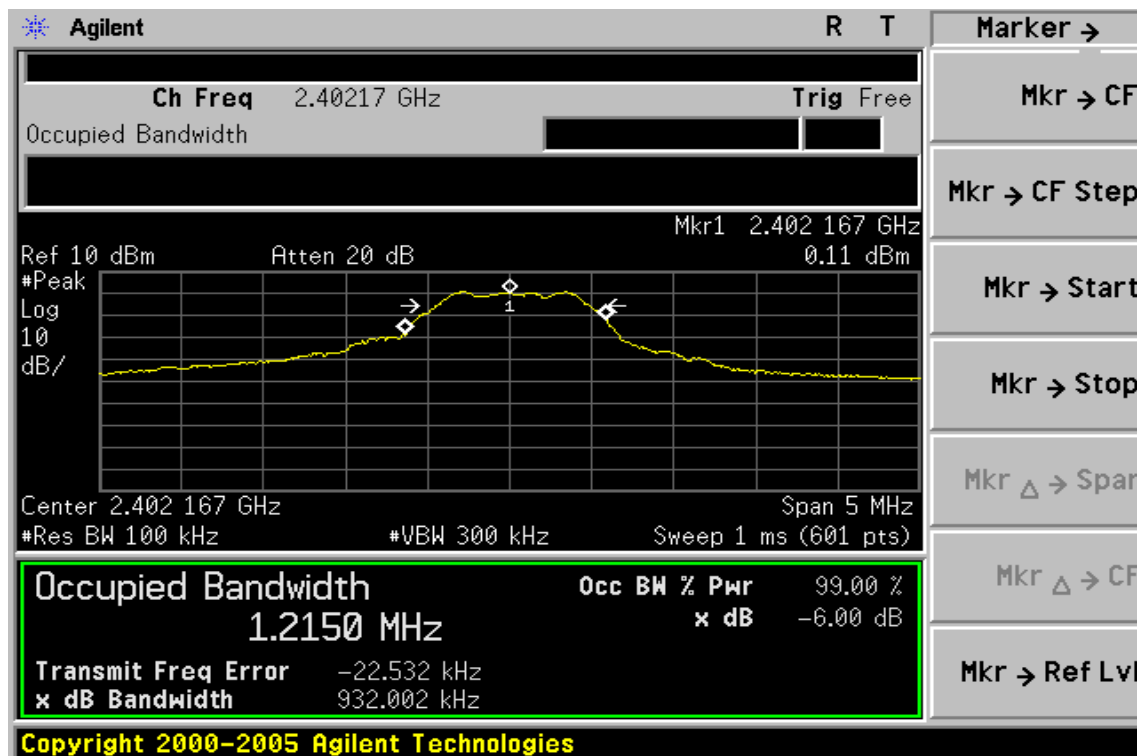
Note: Refer to next page for plots.

Unless otherwise stated the results shown in this test report refer only to the sample(s) tested and such sample(s) are retained for 90 days only.

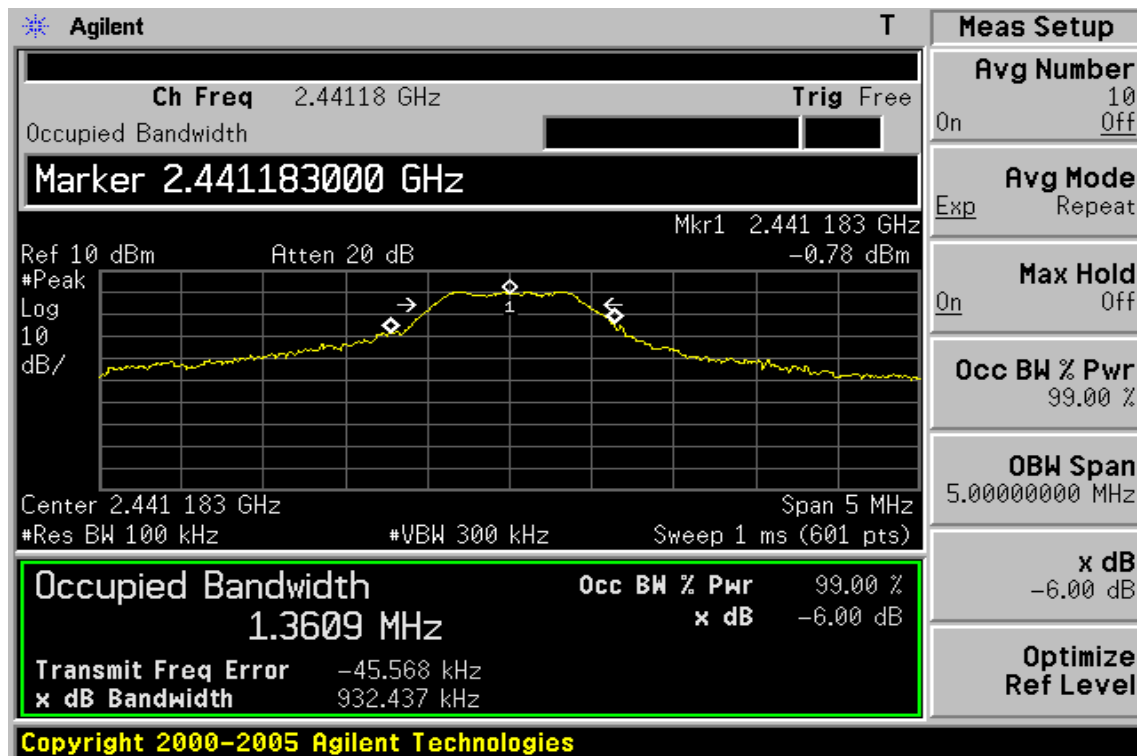
除非另有說明，此報告結果僅對測試之樣品負責，同時此樣品僅保留90天。本報告未經本公司書面許可，不可部份複製。

This document is issued by the Company subject to its General Conditions of Service printed overleaf, available on request or accessible at www.sgs.com/terms_and_conditions.htm and, for electronic format documents, subject to Terms and Conditions for Electronic Documents at www.sgs.com/terms_e-document.htm. Attention is drawn to the limitation of liability, indemnification and jurisdiction issues defined therein. Any holder of this document is advised that information contained hereon reflects the Company's findings at the time of its intervention only and within the limits of Client's instructions, if any. The Company's sole responsibility is to its Client and this document does not exonerate parties to a transaction from exercising all their rights and obligations under the transaction documents. This document cannot be reproduced except in full, without prior written approval of the Company. Any unauthorized alteration, forgery or falsification of the content or appearance of this document is unlawful and offenders may be prosecuted to the fullest extent of the law.

6dB Bandwidth Test Data CH-Low



6dB Bandwidth Test Data CH-Mid

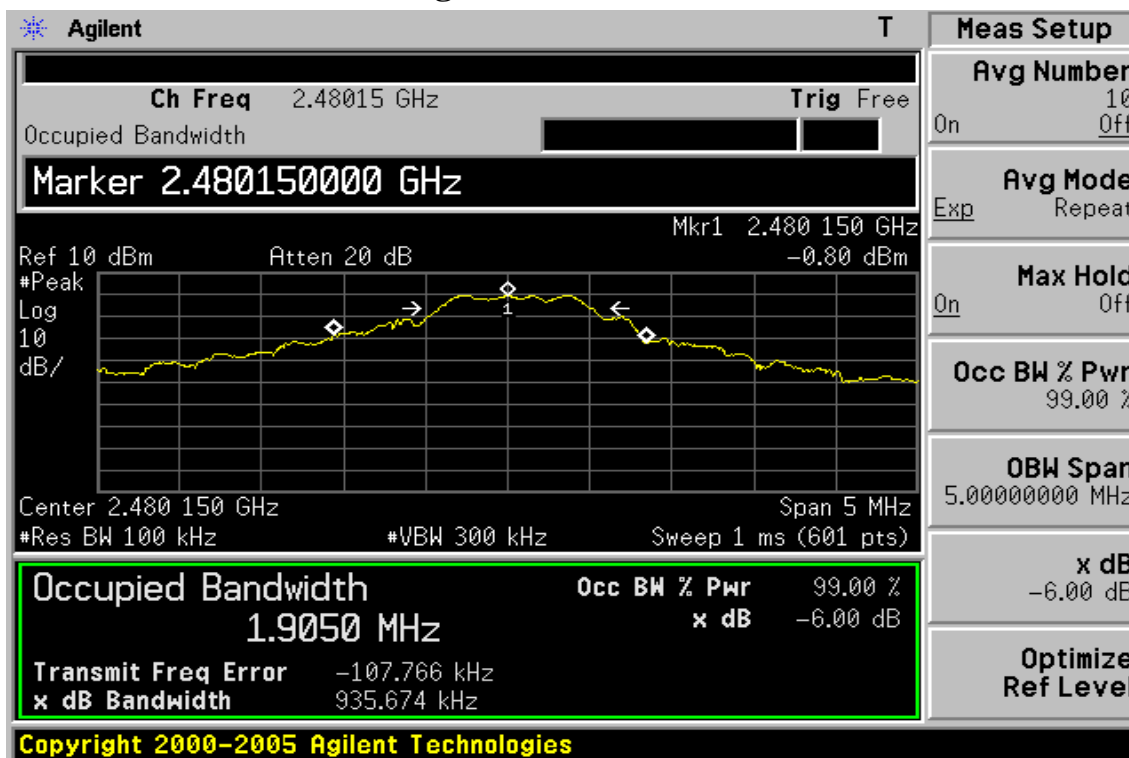


Unless otherwise stated the results shown in this test report refer only to the sample(s) tested and such sample(s) are retained for 90 days only.

除非另有說明，此報告結果僅對測試之樣品負責，同時此樣品僅保留90天。本報告未經本公司書面許可，不可部份複製。

This document is issued by the Company subject to its General Conditions of Service printed overleaf, available on request or accessible at www.sgs.com/terms_and_conditions.htm and, for electronic format documents, subject to Terms and Conditions for Electronic Documents at www.sgs.com/terms_e-document.htm. Attention is drawn to the limitation of liability, indemnification and jurisdiction issues defined therein. Any holder of this document is advised that information contained hereon reflects the Company's findings at the time of its intervention only and within the limits of Client's instructions, if any. The Company's sole responsibility is to its Client and this document does not exonerate parties to a transaction from exercising all their rights and obligations under the transaction documents. This document cannot be reproduced except in full, without prior written approval of the Company. Any unauthorized alteration, forgery or falsification of the content or appearance of this document is unlawful and offenders may be prosecuted to the fullest extent of the law.

6dB Bandwidth Test Data CH-High



Unless otherwise stated the results shown in this test report refer only to the sample(s) tested and such sample(s) are retained for 90 days only.

除非另有說明，此報告結果僅對測試之樣品負責，同時此樣品僅保留90天。本報告未經本公司書面許可，不可部份複製。

This document is issued by the Company subject to its General Conditions of Service printed overleaf, available on request or accessible at www.sgs.com/terms_and_conditions.htm and, for electronic format documents, subject to Terms and Conditions for Electronic Documents at www.sgs.com/terms_e-document.htm. Attention is drawn to the limitation of liability, indemnification and jurisdiction issues defined therein. Any holder of this document is advised that information contained hereon reflects the Company's findings at the time of its intervention only and within the limits of Client's instructions, if any. The Company's sole responsibility is to its Client and this document does not exonerate parties to a transaction from exercising all their rights and obligations under the transaction documents. This document cannot be reproduced except in full, without prior written approval of the Company. Any unauthorized alteration, forgery or falsification of the content or appearance of this document is unlawful and offenders may be prosecuted to the fullest extent of the law.

8 100KHz BANDWIDTH OF BAND EDGES MEASUREMENT

8.1 Standard Applicable:

According to §15.247(c), in any 100 KHz bandwidth outside the frequency bands in which the spread spectrum intentional radiator is operating, the radio frequency power that is produced by the intentional radiator shall be at least 20dB below that in the 100KHz bandwidth within the band that contains the highest level of the desired power, In addition, radiated emissions which fall in the restricted bands, as defined in §15.205(a), must also comply with the radiated emission limits specified in 15.209(a).

8.2 Measurement Equipment Used:

8.2.1. Conducted Emission at antenna port:

Refer to section 6.2 for details.

8.2.2. Radiated emission:

| 966 Chamber | | | | | |
|------------------------------|--------------|---------------------|---------------|------------|------------|
| EQUIPMENT TYPE | MFR | MODEL NUMBER | SERIAL NUMBER | LAST CAL. | CAL DUE. |
| Spectrum Analyzer | R&S | FSP 40 | 100034 | 02/12/2010 | 02/11/2011 |
| Bilog Antenna | SCHWAZBECK | VULB9160 | 3136 | 11/19/2009 | 11/18/2010 |
| Horn antenna | SCHWAZBECK | BBHA 9120D | 309/320 | 03/09/2009 | 03/08/2011 |
| Pre-Amplifier | Agilent | 8447D | 1937A02834 | 11/28/2009 | 11/28/2010 |
| Pre-Amplifier | Agilent | 8449B | 3008A01973 | 01/05/2010 | 01/04/2011 |
| Radio Communication Analyzer | R & S | CMU200 | 111787 | 10/31/2008 | 10/30/2010 |
| DC Block | Agilent | BLK-18 | 155452 | 07/05/2010 | 07/04/2011 |
| Turn Table | HD | DT420 | N/A | N.C.R | N.C.R |
| Antenna Tower | HD | MA240-N | 240/657 | N.C.R | N.C.R |
| Controller | HD | HD100 | N/A | N.C.R | N.C.R |
| Low Loss Cable | HUBER+SUHNER | SUCOFLEX 104PEA-10M | 10m | 01/05/2010 | 01/04/2011 |
| Low Loss Cable | HUBER+SUHNER | SUCOFLEX 104PEA-3M | 3m | 01/05/2010 | 01/04/2011 |
| 3m Site | SGS | 966 chamber | N/A | 11/08/2009 | 11/09/2010 |

Unless otherwise stated the results shown in this test report refer only to the sample(s) tested and such sample(s) are retained for 90 days only.

除非另有說明，此報告結果僅對測試之樣品負責，同時此樣品僅保留90天。本報告未經本公司書面許可，不可部份複製。

This document is issued by the Company subject to its General Conditions of Service printed overleaf, available on request or accessible at www.sgs.com/terms_and_conditions.htm and, for electronic format documents, subject to Terms and Conditions for Electronic Documents at www.sgs.com/terms_e-document.htm. Attention is drawn to the limitation of liability, indemnification and jurisdiction issues defined therein. Any holder of this document is advised that information contained hereon reflects the Company's findings at the time of its intervention only and within the limits of Client's instructions, if any. The Company's sole responsibility is to its Client and this document does not exonerate parties to a transaction from exercising all their rights and obligations under the transaction documents. This document cannot be reproduced except in full, without prior written approval of the Company. Any unauthorized alteration, forgery or falsification of the content or appearance of this document is unlawful and offenders may be prosecuted to the fullest extent of the law.

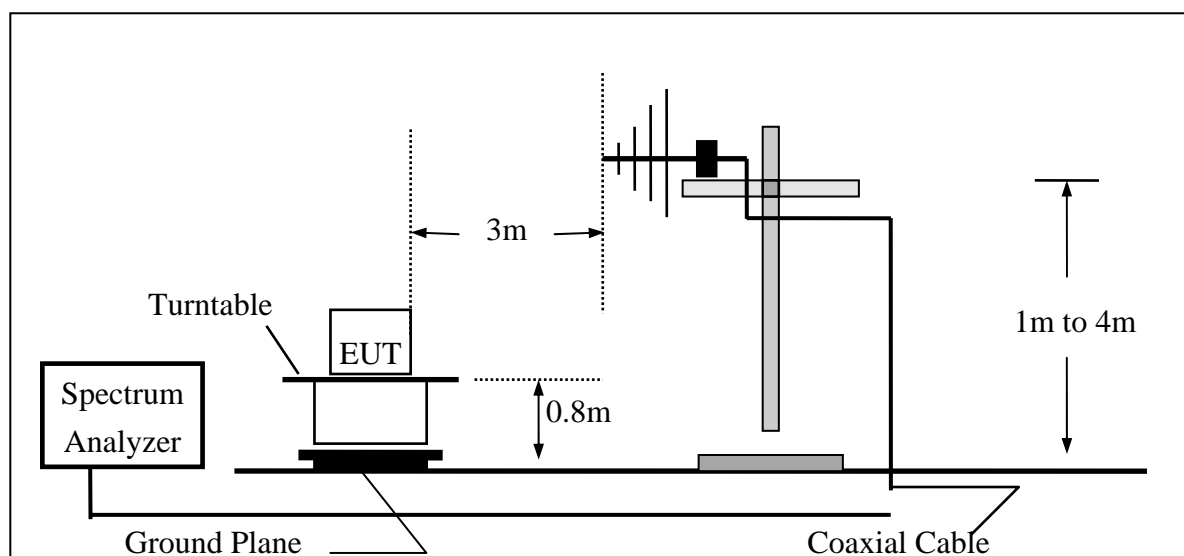
8.3 Test SET-UP:

8.3.1 Conducted Emission at antenna port:

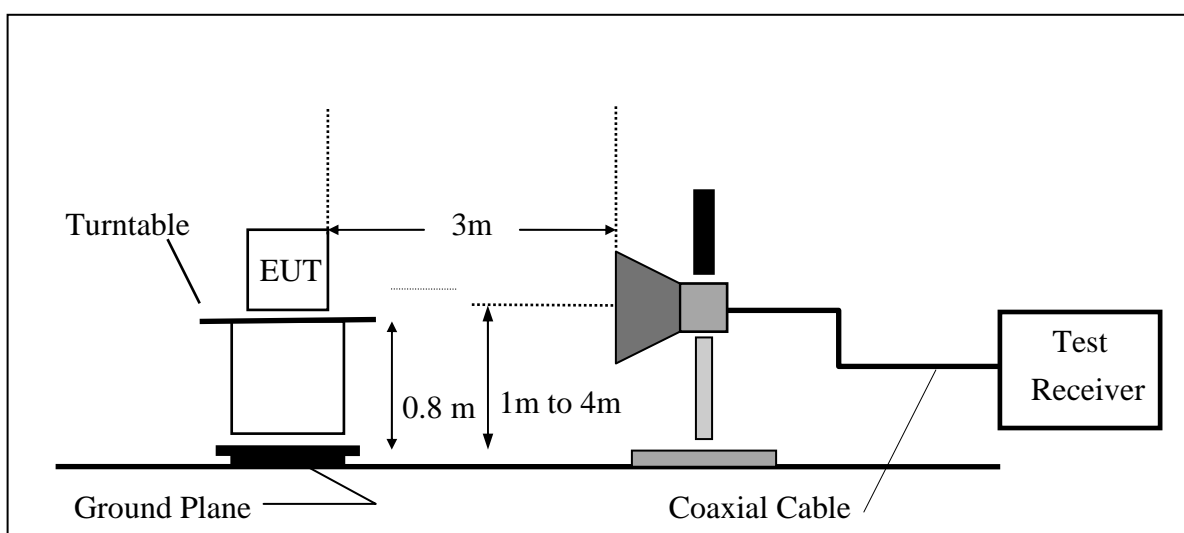
Refer to section 6.3 for details.

8.3.2 Radiated emission:

(A) Radiated Emission Test Set-Up, Frequency Below 1000MHz



(B) Radiated Emission Test Set-UP Frequency Over 1 GHz



Unless otherwise stated the results shown in this test report refer only to the sample(s) tested and such sample(s) are retained for 90 days only.

除非另有說明，此報告結果僅對測試之樣品負責，同時此樣品僅保留90天。本報告未經本公司書面許可，不可部份複製。

This document is issued by the Company subject to its General Conditions of Service printed overleaf, available on request or accessible at www.sgs.com/terms_and_conditions.htm and, for electronic format documents, subject to Terms and Conditions for Electronic Documents at www.sgs.com/terms_e-document.htm. Attention is drawn to the limitation of liability, indemnification and jurisdiction issues defined therein. Any holder of this document is advised that information contained hereon reflects the Company's findings at the time of its intervention only and within the limits of Client's instructions, if any. The Company's sole responsibility is to its Client and this document does not exonerate parties to a transaction from exercising all their rights and obligations under the transaction documents. This document cannot be reproduced except in full, without prior written approval of the Company. Any unauthorized alteration, forgery or falsification of the content or appearance of this document is unlawful and offenders may be prosecuted to the fullest extent of the law.

8.4 Measurement Procedure:

1. Place the EUT on the table and set it in transmitting mode.
2. Remove the antenna from the EUT and then connect a low loss RF cable from the antenna port to the spectrum analyzer.
3. Set center frequency of spectrum analyzer = operating frequency.
4. Set the spectrum analyzer as RBW, VBW=100KHz, Span=50MHz, Sweep = auto
5. Mark Peak, 2.390GHz and 2.4835GHz and record the max. level.
6. Repeat above procedures until all frequency measured were complete.

8.5 Field Strength Calculation:

The field strength is calculated by adding the Antenna Factor and Cable Factor and subtracting the Amplifier Gain and Duty Cycle Correction Factor(if any) from the measured reading. The basic equation with a sample calculation is as follows:

$$FS = RA + AF + CL - AG$$

| | | |
|-------|------------------------|--|
| Where | FS = Field Strength | CL = Cable Attenuation Factor (Cable Loss) |
| | RA = Reading Amplitude | AG = Amplifier Gain |
| | AF = Antenna Factor | |

8.6 Measurement Result:

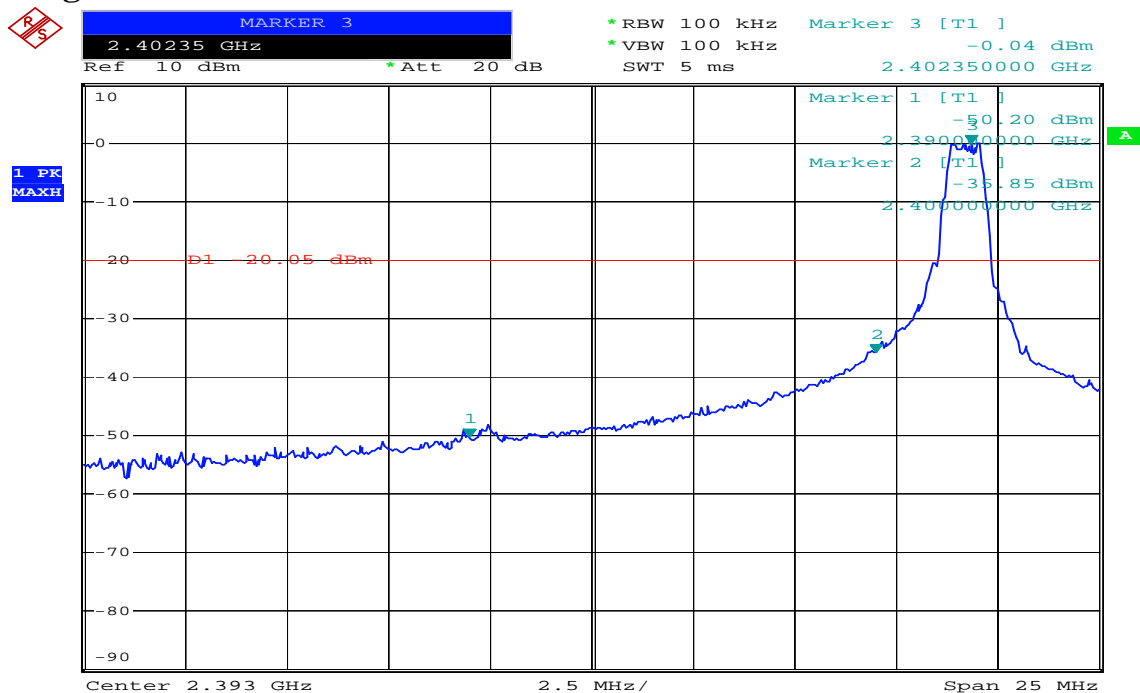
Note: Refer to next page spectrum analyzer data chart and tabular data sheets.

Unless otherwise stated the results shown in this test report refer only to the sample(s) tested and such sample(s) are retained for 90 days only.

除非另有說明，此報告結果僅對測試之樣品負責，同時此樣品僅保留90天。本報告未經本公司書面許可，不可部份複製。

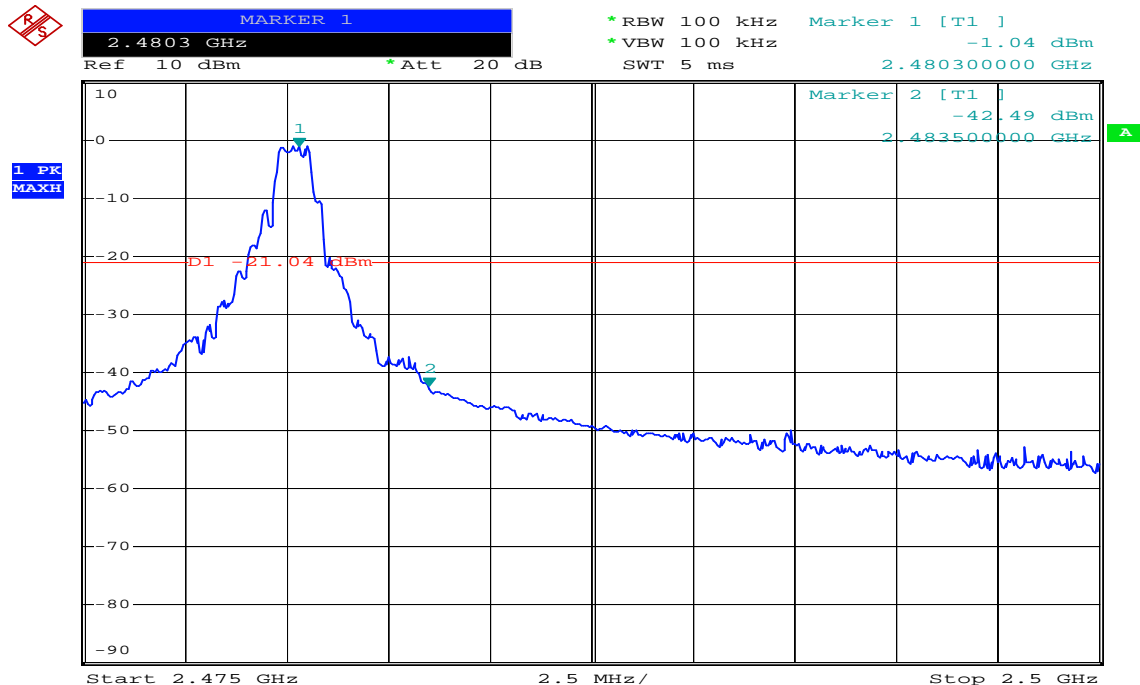
This document is issued by the Company subject to its General Conditions of Service printed overleaf, available on request or accessible at www.sgs.com/terms_and_conditions.htm and, for electronic format documents, subject to Terms and Conditions for Electronic Documents at www.sgs.com/terms_e-document.htm. Attention is drawn to the limitation of liability, indemnification and jurisdiction issues defined therein. Any holder of this document is advised that information contained hereon reflects the Company's findings at the time of its intervention only and within the limits of Client's instructions, if any. The Company's sole responsibility is to its Client and this document does not exonerate parties to a transaction from exercising all their rights and obligations under the transaction documents. This document cannot be reproduced except in full, without prior written approval of the Company. Any unauthorized alteration, forgery or falsification of the content or appearance of this document is unlawful and offenders may be prosecuted to the fullest extent of the law.

Band Edges Test Data CH-Low



Date: 4.OCT.2010 18:00:42

Band Edges Test Data CH-High



Date: 4.OCT.2010 17:59:01

Unless otherwise stated the results shown in this test report refer only to the sample(s) tested and such sample(s) are retained for 90 days only.

除非另有說明，此報告結果僅對測試之樣品負責，同時此樣品僅保留90天。本報告未經本公司書面許可，不可部份複製。

This document is issued by the Company subject to its General Conditions of Service printed overleaf, available on request or accessible at www.sgs.com/terms_and_conditions.htm and, for electronic format documents, subject to Terms and Conditions for Electronic Documents at www.sgs.com/terms_e-document.htm. Attention is drawn to the limitation of liability, indemnification and jurisdiction issues defined therein. Any holder of this document is advised that information contained hereon reflects the Company's findings at the time of its intervention only and within the limits of Client's instructions, if any. The Company's sole responsibility is to its Client and this document does not exonerate parties to a transaction from exercising all their rights and obligations under the transaction documents. This document cannot be reproduced except in full, without prior written approval of the Company. Any unauthorized alteration, forgery or falsification of the content or appearance of this document is unlawful and offenders may be prosecuted to the fullest extent of the law.

Radiated Emission:

Operation Mode TX CH Low
 Fundamental Frequency 2402 MHz
 Temperature 25 °C
 Humidity 65 %

Test Date Sep. 29, 2010
 Test By Jason
 Pol Ver.

| Freq. (MHz) | Peak Reading | AV Reading | Ant./CL CF(dB) | Actual FS | | Peak Limit | AV Limit | Margin (dB) | Remark |
|----------------|-----------------|---------------|-------------------|------------------|----------------|---------------|-------------|----------------|--------|
| | (dBuV) | (dBuV) | | Peak (dBuV/m) | AV (dBuV/m) | (dBuV/m) | (dBuV/m) | | |
| 2390.00 | 54.38 | 42.53 | -1.39 | 52.99 | 41.14 | 74.00 | 54.00 | -12.86 | AV |

Operation Mode TX CH Low
 Fundamental Frequency 2402 MHz
 Temperature 25 °C
 Humidity 65 %

Test Date Sep. 29, 2010
 Test By Jason
 Pol Hor.

| Freq. (MHz) | Peak Reading | AV Reading | Ant./CL CF(dB) | Actual FS | | Peak Limit | AV Limit | Margin (dB) | Remark |
|----------------|-----------------|---------------|-------------------|------------------|----------------|---------------|-------------|----------------|--------|
| | (dBuV) | (dBuV) | | Peak (dBuV/m) | AV (dBuV/m) | (dBuV/m) | (dBuV/m) | | |
| 2390.00 | 62.97 | 43.79 | -1.39 | 61.58 | 42.40 | 74.00 | 54.00 | -11.60 | AV |

Remark:

- (1) Data of measurement within this frequency range shown “ – ” in the table above means the reading of emissions are attenuated more than 20dB below the permissible limits or the field strength is too small to be measured.
- (2) Radiated emissions measured in frequency above 1000MHz were made with an instrument using Peak detector mode and average detector mode of the emission shown in Actual FS column °
- (3) Spectrum Peak Setting : 1GHz- 26GHz, RBW= 1MHz, VBW= 3MHz, Sweep time= 200 ms.
- (4) Spectrum AV Setting : 1GHz- 26GHz, RBW= 1MHz, VBW= 10Hz, Sweep time= 200 ms.
- (5) uncertainty values:
 Ant. position at Horizontal --- 30-167 MHz: 3.37 dB, 167MHz-1GHz: 3.19 dB,
 1-40GHz: 4.04 dB
 Ant. position at Vertical --- 30-180 MHz: 4.22 dB, 180-417 MHz: 3.44 dB, 0.417-1GHz:
 3.39 dB, 1-40GHz: 4.08 dB

Unless otherwise stated the results shown in this test report refer only to the sample(s) tested and such sample(s) are retained for 90 days only.

除非另有說明，此報告結果僅對測試之樣品負責，同時此樣品僅保留90天。本報告未經本公司書面許可，不可部份複製。

This document is issued by the Company subject to its General Conditions of Service printed overleaf, available on request or accessible at www.sgs.com/terms_and_conditions.htm and, for electronic format documents, subject to Terms and Conditions for Electronic Documents at www.sgs.com/terms_e-document.htm. Attention is drawn to the limitation of liability, indemnification and jurisdiction issues defined therein. Any holder of this document is advised that information contained hereon reflects the Company's findings at the time of its intervention only and within the limits of Client's instructions, if any. The Company's sole responsibility is to its Client and this document does not exonerate parties to a transaction from exercising all their rights and obligations under the transaction documents. This document cannot be reproduced except in full, without prior written approval of the Company. Any unauthorized alteration, forgery or falsification of the content or appearance of this document is unlawful and offenders may be prosecuted to the fullest extent of the law.

Radiated Emission:

| | | | |
|-----------------------|------------|-----------|---------------|
| Operation Mode | TX CH High | Test Date | Sep. 29, 2010 |
| Fundamental Frequency | 2480 MHz | Test By | Jason |
| Temperature | 25 °C | Pol | Ver. |
| Humidity | 65 % | | |

| Freq. (MHz) | Peak Reading | AV Reading | Ant./CL CF(dB) | Actual FS | | Peak Limit | AV Limit | Margin (dB) | Remark |
|----------------|-----------------|---------------|-------------------|------------------|----------------|---------------|-------------|----------------|--------|
| | (dBuV) | (dBuV) | | Peak (dBuV/m) | AV (dBuV/m) | (dBuV/m) | (dBuV/m) | | |
| 2483.56 | 60.58 | 44.66 | -0.92 | 59.66 | 43.74 | 74.00 | 54.00 | -10.26 | AV |

| | | | |
|-----------------------|------------|-----------|---------------|
| Operation Mode | TX CH High | Test Date | Sep. 29, 2010 |
| Fundamental Frequency | 2480 MHz | Test By | Jason |
| Temperature | 25 °C | Pol | Hor. |
| Humidity | 65 % | | |

| Freq. (MHz) | Peak Reading | AV Reading | Ant./CL CF(dB) | Actual FS | | Peak Limit | AV Limit | Margin (dB) | Remark |
|----------------|-----------------|---------------|-------------------|------------------|----------------|---------------|-------------|----------------|--------|
| | (dBuV) | (dBuV) | | Peak (dBuV/m) | AV (dBuV/m) | (dBuV/m) | (dBuV/m) | | |
| 2483.56 | 72.91 | 50.07 | -0.92 | 71.99 | 49.15 | 74.00 | 54.00 | -4.85 | AV |

Remark:

- (1) Data of measurement within this frequency range shown “ – ” in the table above means the reading of emissions are attenuated more than 20dB below the permissible limits or the field strength is too small to be measured.
- (2) Radiated emissions measured in frequency above 1000MHz were made with an instrument using Peak detector mode and average detector mode of the emission shown in Actual FS column °
- (3) Spectrum Peak Setting : 1GHz- 26GHz, RBW= 1MHz, VBW= 3MHz, Sweep time= 200 ms.
- (4) Spectrum AV Setting : 1GHz- 26GHz, RBW= 1MHz, VBW= 10Hz, Sweep time= 200 ms.
- (5) uncertainty values:
 Ant. position at Horizontal --- 30-167 MHz: 3.37 dB, 167MHz-1GHz: 3.19 dB,
 1-40GHz: 4.04 dB
 Ant. position at Vertical --- 30-180 MHz: 4.22 dB, 180-417 MHz: 3.44 dB, 0.417-1GHz:
 3.39 dB, 1-40GHz: 4.08 dB

Unless otherwise stated the results shown in this test report refer only to the sample(s) tested and such sample(s) are retained for 90 days only.

除非另有說明，此報告結果僅對測試之樣品負責，同時此樣品僅保留90天。本報告未經本公司書面許可，不可部份複製。

This document is issued by the Company subject to its General Conditions of Service printed overleaf, available on request or accessible at www.sgs.com/terms_and_conditions.htm and, for electronic format documents, subject to Terms and Conditions for Electronic Documents at www.sgs.com/terms_e-document.htm. Attention is drawn to the limitation of liability, indemnification and jurisdiction issues defined therein. Any holder of this document is advised that information contained hereon reflects the Company's findings at the time of its intervention only and within the limits of Client's instructions, if any. The Company's sole responsibility is to its Client and this document does not exonerate parties to a transaction from exercising all their rights and obligations under the transaction documents. This document cannot be reproduced except in full, without prior written approval of the Company. Any unauthorized alteration, forgery or falsification of the content or appearance of this document is unlawful and offenders may be prosecuted to the fullest extent of the law.

9 SPURIOUS RADIATED EMISSION TEST

9.1 Standard Applicable

According to §15.247(c), all other emissions outside these bands shall not exceed the general radiated emission limits specified in §15.209(a). And according to §15.33(a)(1), for an intentional radiator operates below 10GHz, the frequency range of measurements: to the tenth harmonic of the highest fundamental frequency or to 40GHz, whichever is lower.

9.2 Measurement Equipment Used:

9.2.1. Conducted Emission at antenna port:

Refer to section 6.2 for details.

9.2.2. Radiated emission:

Refer to section 7.2 for details.

9.3 Test SET-UP:

9.3.1. Conducted Emission at antenna port:

Refer to section 6.3 for details.

9.3.2. Radiated emission:

Refer to section 7.3 for details.

9.4 Measurement Procedure:

1. The EUT was placed on a turn table which is 0.8m above ground plane.
2. The turn table shall rotate 360 degrees to determine the position of maximum emission level.
3. EUT is set 3m away from the receiving antenna which varied from 1m to 4m to find out the highest emissions.
4. When measurement procedures for electric field radiated emissions above 1 GHz the EUT measurement is to be made "while keeping the antenna in the 'cone of radiation' from that area and pointed at the area both in azimuth and elevation, with polarization oriented for maximum response." is still within the 3dB illumination BW of the measurement antenna.
5. Maximum procedure was performed on the six highest emissions to ensure EUT compliance.
6. And also, each emission was to be maximized by changing the polarization of receiving antenna both horizontal and vertical.
7. Repeat above procedures until all frequency measured were complete.

Unless otherwise stated the results shown in this test report refer only to the sample(s) tested and such sample(s) are retained for 90 days only.

除非另有說明，此報告結果僅對測試之樣品負責，同時此樣品僅保留90天。本報告未經本公司書面許可，不可部份複製。

This document is issued by the Company subject to its General Conditions of Service printed overleaf, available on request or accessible at www.sgs.com/terms_and_conditions.htm and, for electronic format documents, subject to Terms and Conditions for Electronic Documents at www.sgs.com/terms_e-document.htm. Attention is drawn to the limitation of liability, indemnification and jurisdiction issues defined therein. Any holder of this document is advised that information contained hereon reflects the Company's findings at the time of its intervention only and within the limits of Client's instructions, if any. The Company's sole responsibility is to its Client and this document does not exonerate parties to a transaction from exercising all their rights and obligations under the transaction documents. This document cannot be reproduced except in full, without prior written approval of the Company. Any unauthorized alteration, forgery or falsification of the content or appearance of this document is unlawful and offenders may be prosecuted to the fullest extent of the law.

9.5 Field Strength Calculation

The field strength is calculated by adding the Antenna Factor and Cable Factor and subtracting the Amplifier Gain and Duty Cycle Correction Factor(if any) from the measured reading. The basic equation with a sample calculation is as follows:

$$FS = RA + AF + CL - AG$$

| | | |
|-------|------------------------|--|
| Where | FS = Field Strength | CL = Cable Attenuation Factor (Cable Loss) |
| | RA = Reading Amplitude | AG = Amplifier Gain |
| | AF = Antenna Factor | |

9.6 Measurement Result:

Note: Refer to next page spectrum analyzer data chart and tabular data sheets.

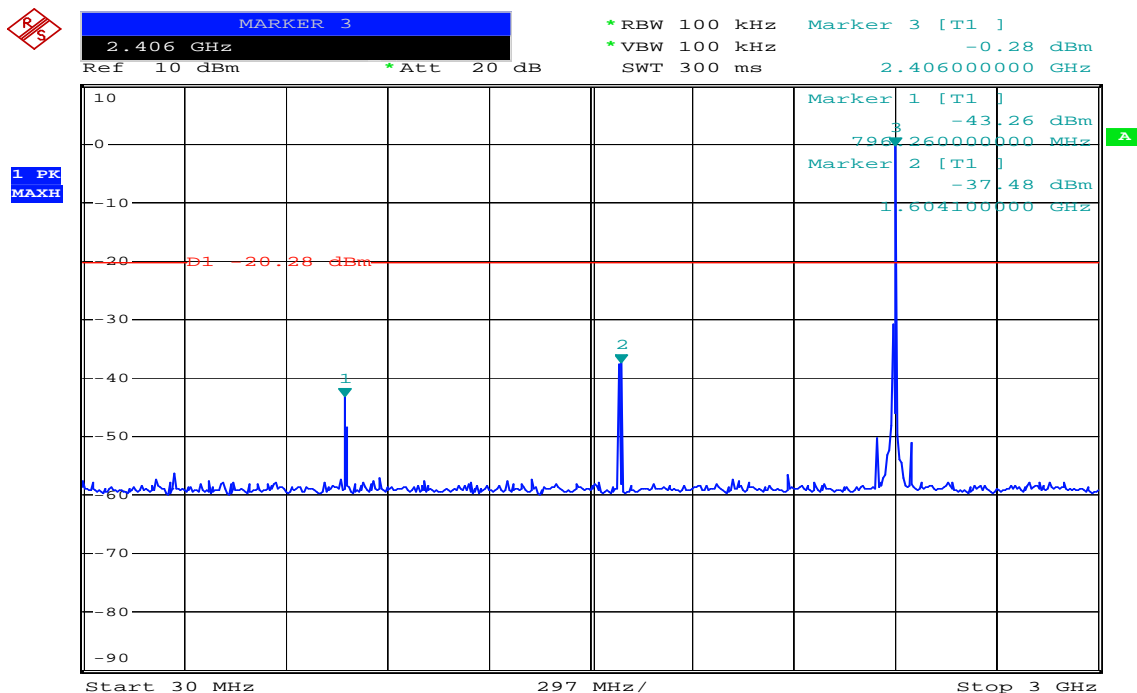
Unless otherwise stated the results shown in this test report refer only to the sample(s) tested and such sample(s) are retained for 90 days only.

除非另有說明，此報告結果僅對測試之樣品負責，同時此樣品僅保留90天。本報告未經本公司書面許可，不可部份複製。

This document is issued by the Company subject to its General Conditions of Service printed overleaf, available on request or accessible at www.sgs.com/terms_and_conditions.htm and, for electronic format documents, subject to Terms and Conditions for Electronic Documents at www.sgs.com/terms_e-document.htm. Attention is drawn to the limitation of liability, indemnification and jurisdiction issues defined therein. Any holder of this document is advised that information contained hereon reflects the Company's findings at the time of its intervention only and within the limits of Client's instructions, if any. The Company's sole responsibility is to its Client and this document does not exonerate parties to a transaction from exercising all their rights and obligations under the transaction documents. This document cannot be reproduced except in full, without prior written approval of the Company. Any unauthorized alteration, forgery or falsification of the content or appearance of this document is unlawful and offenders may be prosecuted to the fullest extent of the law.

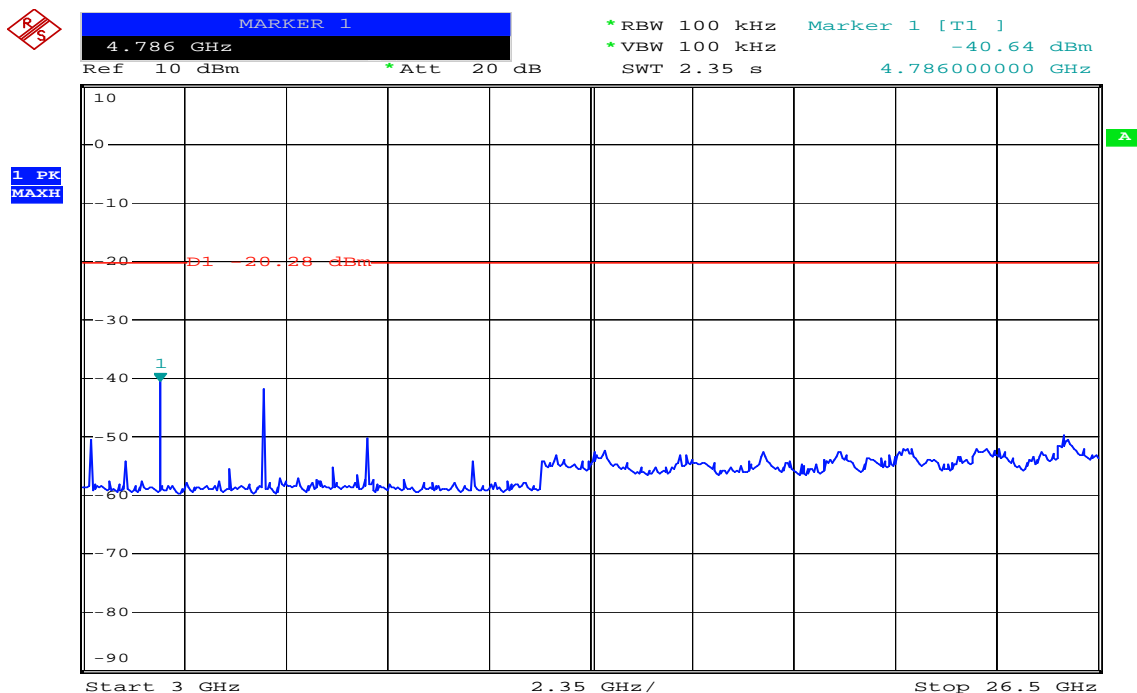
Conducted Spurious Emission Measurement Result

Ch Low 30MHz – 3GHz



Date: 4.OCT.2010 18:02:53

Ch Low 3GHz – 26.5GHz



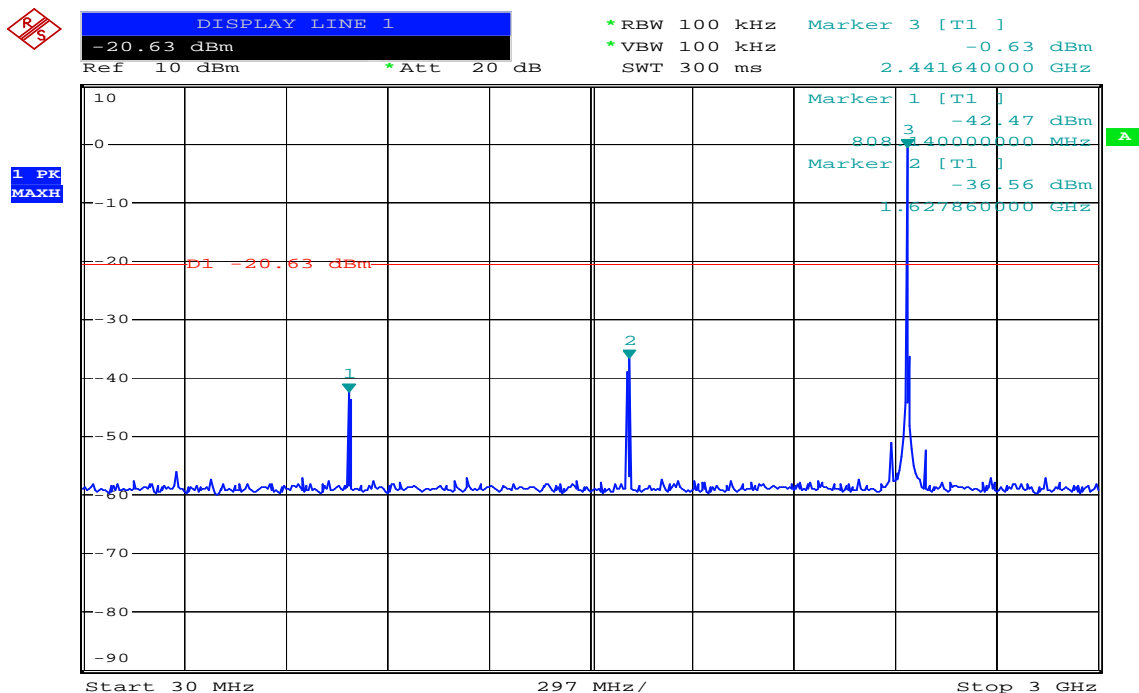
Date: 4.OCT.2010 18:04:47

Unless otherwise stated the results shown in this test report refer only to the sample(s) tested and such sample(s) are retained for 90 days only.

除非另有說明，此報告結果僅對測試之樣品負責，同時此樣品僅保留90天。本報告未經本公司書面許可，不可部份複製。

This document is issued by the Company subject to its General Conditions of Service printed overleaf, available on request or accessible at www.sgs.com/terms_and_conditions.htm and, for electronic format documents, subject to Terms and Conditions for Electronic Documents at www.sgs.com/terms_e-document.htm. Attention is drawn to the limitation of liability, indemnification and jurisdiction issues defined therein. Any holder of this document is advised that information contained hereon reflects the Company's findings at the time of its intervention only and within the limits of Client's instructions, if any. The Company's sole responsibility is to its Client and this document does not exonerate parties to a transaction from exercising all their rights and obligations under the transaction documents. This document cannot be reproduced except in full, without prior written approval of the Company. Any unauthorized alteration, forgery or falsification of the content or appearance of this document is unlawful and offenders may be prosecuted to the fullest extent of the law.

Ch Mid 30MHz – 3GHz



Date: 4.OCT.2010 18:06:51

Ch Mid 3GHz – 26.5GHz



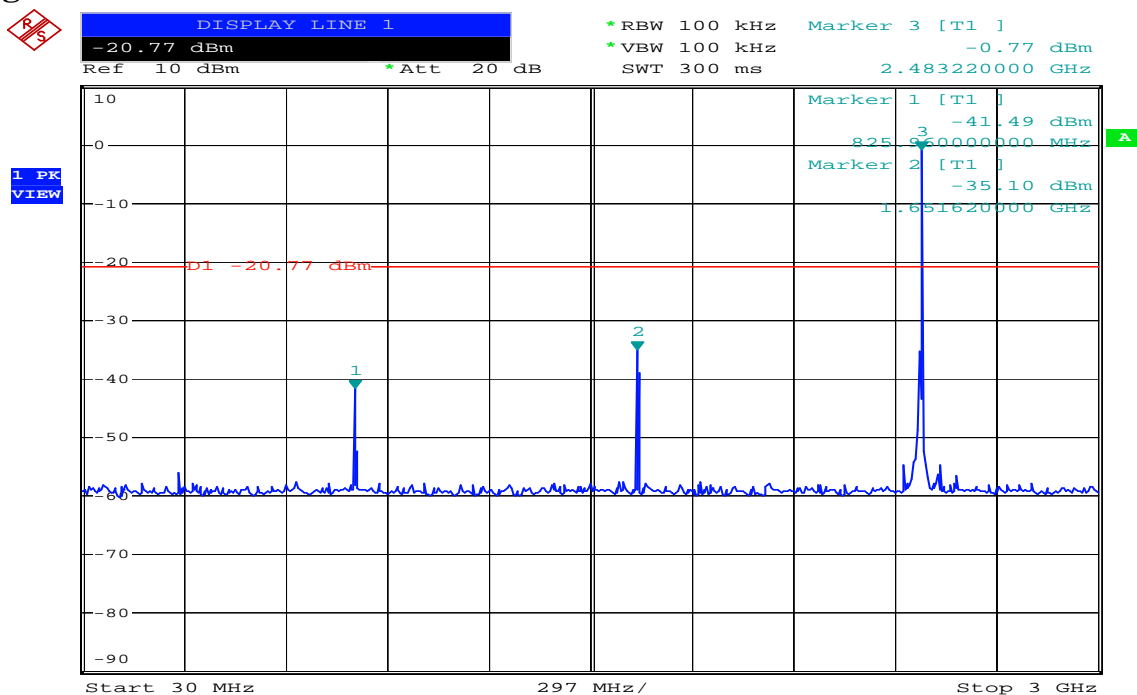
Date: 4.OCT.2010 18:08:34

Unless otherwise stated the results shown in this test report refer only to the sample(s) tested and such sample(s) are retained for 90 days only.

除非另有說明，此報告結果僅對測試之樣品負責，同時此樣品僅保留90天。本報告未經本公司書面許可，不可部份複製。

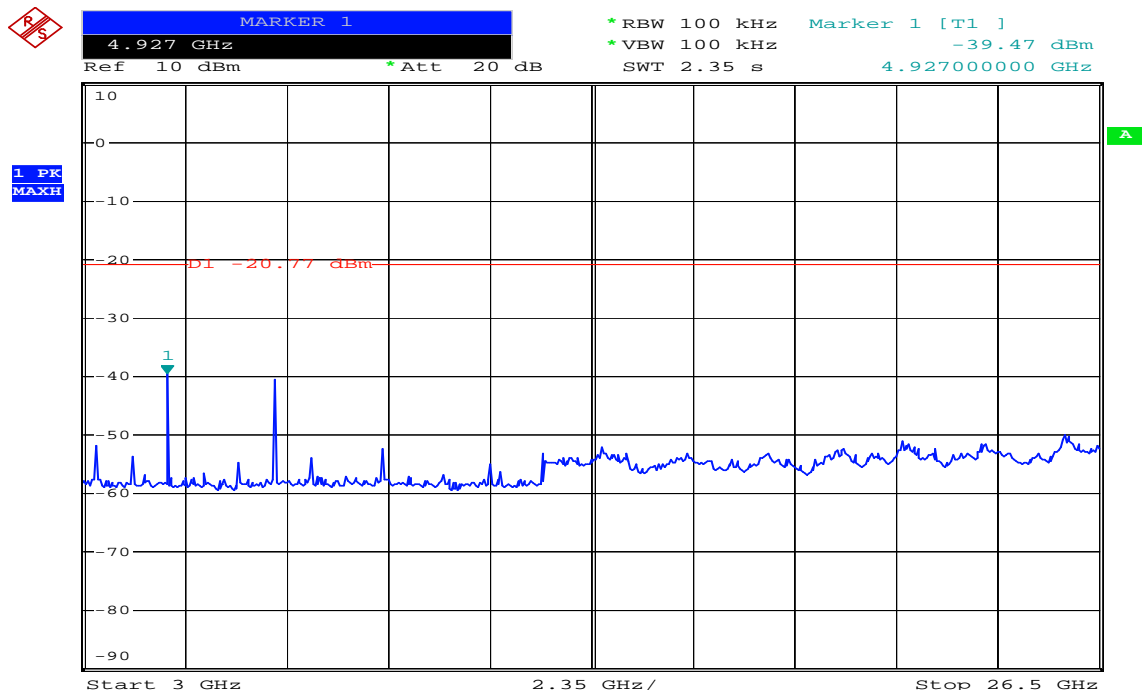
This document is issued by the Company subject to its General Conditions of Service printed overleaf, available on request or accessible at www.sgs.com/terms_and_conditions.htm and, for electronic format documents, subject to Terms and Conditions for Electronic Documents at www.sgs.com/terms_e-document.htm. Attention is drawn to the limitation of liability, indemnification and jurisdiction issues defined therein. Any holder of this document is advised that information contained hereon reflects the Company's findings at the time of its intervention only and within the limits of Client's instructions, if any. The Company's sole responsibility is to its Client and this document does not exonerate parties to a transaction from exercising all their rights and obligations under the transaction documents. This document cannot be reproduced except in full, without prior written approval of the Company. Any unauthorized alteration, forgery or falsification of the content or appearance of this document is unlawful and offenders may be prosecuted to the fullest extent of the law.

Ch High 30MHz – 3GHz



Date: 4.OCT.2010 18:10:46

Ch High 3GHz – 26.5GHz



Date: 4.OCT.2010 18:12:40

Unless otherwise stated the results shown in this test report refer only to the sample(s) tested and such sample(s) are retained for 90 days only.

除非另有說明，此報告結果僅對測試之樣品負責，同時此樣品僅保留90天。本報告未經本公司書面許可，不可部份複製。

This document is issued by the Company subject to its General Conditions of Service printed overleaf, available on request or accessible at www.sgs.com/terms_and_conditions.htm and, for electronic format documents, subject to Terms and Conditions for Electronic Documents at www.sgs.com/terms_e-document.htm. Attention is drawn to the limitation of liability, indemnification and jurisdiction issues defined therein. Any holder of this document is advised that information contained hereon reflects the Company's findings at the time of its intervention only and within the limits of Client's instructions, if any. The Company's sole responsibility is to its Client and this document does not exonerate parties to a transaction from exercising all their rights and obligations under the transaction documents. This document cannot be reproduced except in full, without prior written approval of the Company. Any unauthorized alteration, forgery or falsification of the content or appearance of this document is unlawful and offenders may be prosecuted to the fullest extent of the law.

Radiated Spurious Emission Measurement Result (below 1GHz)

Operation Mode TX CH Low
 Fundamental Frequency 2402MHz
 Temperature 25 °C
 Humidity 65 %

Test Date Sep. 29, 2010
 Test By Jason
 Pol Ver./Hor

| Freq. (MHz) | Ant.Pol. H/V | Detector Mode (PK/QP) | Reading (dBuV) | Factor (dB) | Actual FS (dBuV/m) | Limit3m (dBuV/m) | Safe Margin (dB) |
|----------------|-----------------|-----------------------------|-------------------|----------------|-----------------------|---------------------|---------------------|
| 92.08 | V | Peak | 49.83 | -17.38 | 32.45 | 43.50 | -11.05 |
| 232.73 | V | Peak | 51.84 | -14.37 | 37.47 | 46.00 | -8.53 |
| 264.74 | V | Peak | 47.34 | -13.59 | 33.75 | 46.00 | -12.25 |
| 366.59 | V | Peak | 43.94 | -11.17 | 32.77 | 46.00 | -13.23 |
| 458.74 | V | Peak | 42.77 | -8.61 | 34.16 | 46.00 | -11.84 |
| 798.24 | V | Peak | 37.55 | -3.08 | 34.47 | 46.00 | -11.53 |
| 206.54 | H | Peak | 45.54 | -15.39 | 30.15 | 43.50 | -13.35 |
| 240.49 | H | Peak | 48.04 | -14.11 | 33.93 | 46.00 | -12.07 |
| 337.49 | H | Peak | 44.06 | -12.05 | 32.01 | 46.00 | -13.99 |
| 366.59 | H | Peak | 43.43 | -11.17 | 32.26 | 46.00 | -13.74 |
| 800.18 | H | Peak | 35.41 | -3.04 | 32.37 | 46.00 | -13.63 |

Remark:

- 1 Measuring frequencies from 30 MHz to the 1GHz.
- 2 Radiated emissions measured in frequency range from 30 MHz to 1000MHz were made with an instrument using Peak/QP detector mode.
- 3 Data of measurement within this frequency range shown “ - ” in the table above means the reading of emissions are attenuated more than 20dB below the permissible limits or the field strength is too small to be measured.
- 4 The IF bandwidth of SPA between 30MHz to 1GHz was 100KHz.
- 5 uncertainty values:
 Ant. position at Horizontal --- 30-167 MHz: 3.37 dB, 167MHz-1GHz: 3.19 dB,
 1-40GHz: 4.04 dB
 Ant. position at Vertical --- 30-180 MHz: 4.22 dB, 180-417 MHz: 3.44 dB, 0.417-1GHz:
 3.39 dB, 1-40GHz: 4.08 dB

Unless otherwise stated the results shown in this test report refer only to the sample(s) tested and such sample(s) are retained for 90 days only.

除非另有說明，此報告結果僅對測試之樣品負責，同時此樣品僅保留90天。本報告未經本公司書面許可，不可部份複製。

This document is issued by the Company subject to its General Conditions of Service printed overleaf, available on request or accessible at www.sgs.com/terms_and_conditions.htm and, for electronic format documents, subject to Terms and Conditions for Electronic Documents at www.sgs.com/terms_e-document.htm. Attention is drawn to the limitation of liability, indemnification and jurisdiction issues defined therein. Any holder of this document is advised that information contained hereon reflects the Company's findings at the time of its intervention only and within the limits of Client's instructions, if any. The Company's sole responsibility is to its Client and this document does not exonerate parties to a transaction from exercising all their rights and obligations under the transaction documents. This document cannot be reproduced except in full, without prior written approval of the Company. Any unauthorized alteration, forgery or falsification of the content or appearance of this document is unlawful and offenders may be prosecuted to the fullest extent of the law.

Radiated Spurious Emission Measurement Result (below 1GHz)

Operation Mode TX CH Mid
 Fundamental Frequency 2441MHz
 Temperature 25 °C
 Humidity 65 %

Test Date Sep. 29, 2010
 Test By Jason
 Pol Ver./Hor

| Freq. (MHz) | Ant.Pol. H/V | Detector Mode (PK/QP) | Reading (dBuV) | Factor (dB) | Actual FS (dBuV/m) | Limit3m (dBuV/m) | Safe Margin (dB) |
|----------------|-----------------|-----------------------------|-------------------|----------------|-----------------------|---------------------|---------------------|
| 33.88 | V | Peak | 47.49 | -14.65 | 32.84 | 40.00 | -7.16 |
| 92.08 | V | Peak | 48.97 | -17.38 | 31.59 | 43.50 | -11.91 |
| 232.73 | V | Peak | 51.06 | -14.37 | 36.69 | 46.00 | -9.31 |
| 264.74 | V | Peak | 45.43 | -13.59 | 31.84 | 46.00 | -14.16 |
| 337.49 | V | Peak | 43.51 | -12.05 | 31.46 | 46.00 | -14.54 |
| 366.59 | V | Peak | 44.46 | -11.17 | 33.29 | 46.00 | -12.71 |
| 453.89 | V | Peak | 42.03 | -8.60 | 33.43 | 46.00 | -12.57 |
| 800.18 | V | Peak | 37.14 | -3.04 | 34.10 | 46.00 | -11.90 |
| 232.73 | H | Peak | 53.25 | -14.37 | 38.88 | 46.00 | -7.12 |
| 300.63 | H | Peak | 45.05 | -13.11 | 31.94 | 46.00 | -14.06 |
| 337.49 | H | Peak | 43.11 | -12.05 | 31.06 | 46.00 | -14.94 |
| 366.59 | H | Peak | 44.69 | -11.17 | 33.52 | 46.00 | -12.48 |
| 798.24 | H | Peak | 36.44 | -3.08 | 33.36 | 46.00 | -12.64 |

Remark:

- 1 Measuring frequencies from 30 MHz to the 1GHz.
- 2 Radiated emissions measured in frequency range from 30 MHz to 1000MHz were made with an instrument using Peak/QP detector mode.
- 3 Data of measurement within this frequency range shown “ - ” in the table above means the reading of emissions are attenuated more than 20dB below the permissible limits or the field strength is too small to be measured.
- 4 The IF bandwidth of SPA between 30MHz to 1GHz was 100KHz.
- 5 uncertainty values:
 Ant. position at Horizontal --- 30-167 MHz: 3.37 dB, 167MHz-1GHz: 3.19 dB,
 1-40GHz: 4.04 dB
 Ant. position at Vertical --- 30-180 MHz: 4.22 dB, 180-417 MHz: 3.44 dB, 0.417-1GHz:
 3.39 dB, 1-40GHz: 4.08 dB

Unless otherwise stated the results shown in this test report refer only to the sample(s) tested and such sample(s) are retained for 90 days only.

除非另有說明，此報告結果僅對測試之樣品負責，同時此樣品僅保留90天。本報告未經本公司書面許可，不可部份複製。

This document is issued by the Company subject to its General Conditions of Service printed overleaf, available on request or accessible at www.sgs.com/terms_and_conditions.htm and, for electronic format documents, subject to Terms and Conditions for Electronic Documents at www.sgs.com/terms_e-document.htm. Attention is drawn to the limitation of liability, indemnification and jurisdiction issues defined therein. Any holder of this document is advised that information contained hereon reflects the Company's findings at the time of its intervention only and within the limits of Client's instructions, if any. The Company's sole responsibility is to its Client and this document does not exonerate parties to a transaction from exercising all their rights and obligations under the transaction documents. This document cannot be reproduced except in full, without prior written approval of the Company. Any unauthorized alteration, forgery or falsification of the content or appearance of this document is unlawful and offenders may be prosecuted to the fullest extent of the law.

Radiated Spurious Emission Measurement Result (below 1GHz)

| | | | |
|-----------------------|------------|-----------|---------------|
| Operation Mode | TX CH High | Test Date | Sep. 29, 2010 |
| Fundamental Frequency | 2480MHz | Test By | Jason |
| Temperature | 25 °C | Pol | Ver./Hor |
| Humidity | 65 % | | |

| Freq. (MHz) | Ant.Pol. H/V | Detector Mode (PK/QP) | Reading (dBuV) | Factor (dB) | Actual FS (dBuV/m) | Limit3m (dBuV/m) | Safe Margin (dB) |
|----------------|-----------------|-----------------------------|-------------------|----------------|-----------------------|---------------------|---------------------|
| 92.08 | V | Peak | 48.88 | -17.38 | 31.50 | 43.50 | -12.00 |
| 232.73 | V | Peak | 49.81 | -14.37 | 35.44 | 46.00 | -10.56 |
| 298.69 | V | Peak | 44.77 | -13.13 | 31.64 | 46.00 | -14.36 |
| 363.68 | V | Peak | 46.97 | -11.27 | 35.70 | 46.00 | -10.30 |
| 453.89 | V | Peak | 42.00 | -8.60 | 33.40 | 46.00 | -12.60 |
| 798.24 | V | Peak | 37.61 | -3.08 | 34.53 | 46.00 | -11.47 |
| 232.73 | H | Peak | 50.90 | -14.37 | 36.53 | 46.00 | -9.47 |
| 300.63 | H | Peak | 43.15 | -13.11 | 30.04 | 46.00 | -15.96 |
| 337.49 | H | Peak | 43.47 | -12.05 | 31.42 | 46.00 | -14.58 |
| 366.59 | H | Peak | 46.12 | -11.17 | 34.95 | 46.00 | -11.05 |
| 453.89 | H | Peak | 38.93 | -8.60 | 30.33 | 46.00 | -15.67 |
| 798.24 | H | Peak | 35.59 | -3.08 | 32.51 | 46.00 | -13.49 |

Remark:

- 1 Measuring frequencies from 30 MHz to the 1GHz.
- 2 Radiated emissions measured in frequency range from 30 MHz to 1000MHz were made with an instrument using Peak/QP detector mode.
- 3 Data of measurement within this frequency range shown “ - ” in the table above means the reading of emissions are attenuated more than 20dB below the permissible limits or the field strength is too small to be measured.
- 4 The IF bandwidth of SPA between 30MHz to 1GHz was 100KHz.
- 5 uncertainty values:
Ant. position at Horizontal --- 30-167 MHz: 3.37 dB, 167MHz-1GHz: 3.19 dB,
1-40GHz: 4.04 dB
Ant. position at Vertical --- 30-180 MHz: 4.22 dB, 180-417 MHz: 3.44 dB, 0.417-1GHz:
3.39 dB, 1-40GHz: 4.08 dB

Unless otherwise stated the results shown in this test report refer only to the sample(s) tested and such sample(s) are retained for 90 days only.

除非另有說明，此報告結果僅對測試之樣品負責，同時此樣品僅保留90天。本報告未經本公司書面許可，不可部份複製。

This document is issued by the Company subject to its General Conditions of Service printed overleaf, available on request or accessible at www.sgs.com/terms_and_conditions.htm and, for electronic format documents, subject to Terms and Conditions for Electronic Documents at www.sgs.com/terms_e-document.htm. Attention is drawn to the limitation of liability, indemnification and jurisdiction issues defined therein. Any holder of this document is advised that information contained hereon reflects the Company's findings at the time of its intervention only and within the limits of Client's instructions, if any. The Company's sole responsibility is to its Client and this document does not exonerate parties to a transaction from exercising all their rights and obligations under the transaction documents. This document cannot be reproduced except in full, without prior written approval of the Company. Any unauthorized alteration, forgery or falsification of the content or appearance of this document is unlawful and offenders may be prosecuted to the fullest extent of the law.

Radiated Spurious Emission Measurement Result (above 1GHz)

| | | | |
|-----------------------|-----------|-----------|---------------|
| Operation Mode | TX CH Low | Test Date | Sep. 29, 2010 |
| Fundamental Frequency | 2402MHz | Test By | Jason |
| Temperature | 25 °C | Pol | Ver. |
| Humidity | 65 % | | |

| Freq. (MHz) | Peak Reading | AV Reading | Ant./CL CF(dB) | Actual FS | | Peak Limit | AV Limit | Margin (dB) | Remark |
|----------------|-----------------|---------------|-------------------|------------------|----------------|---------------|-------------|----------------|--------|
| | (dBuV) | (dBuV) | | Peak (dBuV/m) | AV (dBuV/m) | (dBuV/m) | (dBuV/m) | | |
| 1598.0 | 46.74 | --- | -5.48 | 41.26 | --- | 74.00 | 54.00 | -12.74 | Peak |
| 4003.0 | 38.86 | --- | 3.70 | 42.56 | --- | 74.00 | 54.00 | -11.44 | Peak |
| 4804.0 | 44.99 | --- | 5.99 | 50.98 | --- | 74.00 | 54.00 | -3.02 | Peak |
| 7206.0 | ---- | | | | | 74.00 | 54.00 | | |
| 9608.0 | ---- | | | | | 74.00 | 54.00 | | |
| 12010.0 | ---- | | | | | 74.00 | 54.00 | | |
| 14412.0 | ---- | | | | | 74.00 | 54.00 | | |
| 16814.0 | ---- | | | | | 74.00 | 54.00 | | |
| 19216.0 | ---- | | | | | 74.00 | 54.00 | | |
| 21618.0 | ---- | | | | | 74.00 | 54.00 | | |
| 24020.0 | ---- | | | | | 74.00 | 54.00 | | |

Remark:

- 1 Measuring frequencies from 1GHz to the 10th harmonic of highest fundamental frequency.
- 2 Data of measurement within this frequency range shown “ - ” in the table above means the reading of emissions are attenuated more than 20dB below the permissible limits or the field strength is too small to be measured.
- 3 Radiated emissions measured in frequency above 1000MHz were made with an instrument using Peak detector mode and average detector mode of the emission shown in Actual FS column.
- 4 Spectrum Peak Setting : 1GHz- 26GHz, RBW= 1MHz, VBW= 3MHz, Sweep time= 200 ms.
- 5 Spectrum AV Setting : 1GHz- 26GHz, RBW= 1MHz, VBW= 10Hz, Sweep time= 200 ms.
- 6 uncertainty values:
Ant. position at Horizontal --- 30-167 MHz: 3.37 dB, 167MHz-1GHz: 3.19 dB, 1-40GHz: 4.04 dB
Ant. position at Vertical --- 30-180 MHz: 4.22 dB, 180-417 MHz: 3.44 dB, 0.417-1GHz: 3.39 dB, 1-40GHz: 4.08 dB

Unless otherwise stated the results shown in this test report refer only to the sample(s) tested and such sample(s) are retained for 90 days only.

除非另有說明，此報告結果僅對測試之樣品負責，同時此樣品僅保留90天。本報告未經本公司書面許可，不可部份複製。

This document is issued by the Company subject to its General Conditions of Service printed overleaf, available on request or accessible at www.sgs.com/terms_and_conditions.htm and, for electronic format documents, subject to Terms and Conditions for Electronic Documents at www.sgs.com/terms_e-document.htm. Attention is drawn to the limitation of liability, indemnification and jurisdiction issues defined therein. Any holder of this document is advised that information contained hereon reflects the Company's findings at the time of its intervention only and within the limits of Client's instructions, if any. The Company's sole responsibility is to its Client and this document does not exonerate parties to a transaction from exercising all their rights and obligations under the transaction documents. This document cannot be reproduced except in full, without prior written approval of the Company. Any unauthorized alteration, forgery or falsification of the content or appearance of this document is unlawful and offenders may be prosecuted to the fullest extent of the law.

Radiated Spurious Emission Measurement Result (above 1GHz)

Operation Mode TX CH Low
 Fundamental Frequency 2402MHz
 Temperature 25 °C
 Humidity 65 %

Test Date Sep. 29, 2010
 Test By Jason
 Pol Hor

| Freq. (MHz) | Peak Reading | AV Reading | Ant./CL CF(dB) | Actual FS | | Peak Limit | AV Limit | Margin (dB) | Remark |
|----------------|-----------------|---------------|-------------------|------------------|----------------|---------------|-------------|----------------|--------|
| | (dBuV) | (dBuV) | | Peak (dBuV/m) | AV (dBuV/m) | (dBuV/m) | (dBuV/m) | | |
| 1598.0 | 55.00 | --- | -5.48 | 49.52 | --- | 74.00 | 54.00 | -4.48 | Peak |
| 3203.5 | 39.04 | --- | 1.07 | 40.11 | --- | 74.00 | 54.00 | -13.89 | Peak |
| 4003.0 | 37.85 | --- | 3.70 | 41.55 | --- | 74.00 | 54.00 | -12.45 | Peak |
| 4804.0 | 42.78 | --- | 5.99 | 48.77 | --- | 74.00 | 54.00 | -5.23 | Peak |
| 7206.0 | ---- | | | | | 74.00 | 54.00 | | |
| 9608.0 | ---- | | | | | 74.00 | 54.00 | | |
| 12010.0 | ---- | | | | | 74.00 | 54.00 | | |
| 14412.0 | ---- | | | | | 74.00 | 54.00 | | |
| 16814.0 | ---- | | | | | 74.00 | 54.00 | | |
| 19216.0 | ---- | | | | | 74.00 | 54.00 | | |
| 21618.0 | ---- | | | | | 74.00 | 54.00 | | |
| 24020.0 | ---- | | | | | 74.00 | 54.00 | | |

Remark:

- 1 Measuring frequencies from 1GHz to the 10th harmonic of highest fundamental frequency.
- 2 Data of measurement within this frequency range shown “ - ” in the table above means the reading of emissions are attenuated more than 20dB below the permissible limits or the field strength is too small to be measured.
- 3 Radiated emissions measured in frequency above 1000MHz were made with an instrument using Peak detector mode and average detector mode of the emission shown in Actual FS column.
- 4 Spectrum Peak Setting : 1GHz- 26GHz, RBW= 1MHz, VBW= 3MHz, Sweep time= 200 ms.
- 5 Spectrum AV Setting : 1GHz- 26GHz, RBW= 1MHz, VBW= 10Hz, Sweep time= 200 ms.
- 6 uncertainty values:
 Ant. position at Horizontal --- 30-167 MHz: 3.37 dB, 167MHz-1GHz: 3.19 dB, 1-40GHz: 4.04 dB
 Ant. position at Vertical --- 30-180 MHz: 4.22 dB, 180-417 MHz: 3.44 dB, 0.417-1GHz: 3.39 dB, 1-40GHz: 4.08 dB

Unless otherwise stated the results shown in this test report refer only to the sample(s) tested and such sample(s) are retained for 90 days only.

除非另有說明，此報告結果僅對測試之樣品負責，同時此樣品僅保留90天。本報告未經本公司書面許可，不可部份複製。

This document is issued by the Company subject to its General Conditions of Service printed overleaf, available on request or accessible at www.sgs.com/terms_and_conditions.htm and, for electronic format documents, subject to Terms and Conditions for Electronic Documents at www.sgs.com/terms_e-document.htm. Attention is drawn to the limitation of liability, indemnification and jurisdiction issues defined therein. Any holder of this document is advised that information contained hereon reflects the Company's findings at the time of its intervention only and within the limits of Client's instructions, if any. The Company's sole responsibility is to its Client and this document does not exonerate parties to a transaction from exercising all their rights and obligations under the transaction documents. This document cannot be reproduced except in full, without prior written approval of the Company. Any unauthorized alteration, forgery or falsification of the content or appearance of this document is unlawful and offenders may be prosecuted to the fullest extent of the law.

Radiated Spurious Emission Measurement Result (above 1GHz)

| | | | |
|-----------------------|-----------|-----------|---------------|
| Operation Mode | TX CH Mid | Test Date | Sep. 29, 2010 |
| Fundamental Frequency | 2441MHz | Test By | Jason |
| Temperature | 25 °C | Pol | Ver |
| Humidity | 65 % | | |

| Freq. (MHz) | Peak Reading | AV Reading | Ant./CL CF(dB) | Actual FS | | Peak Limit | AV Limit | Margin (dB) | Remark |
|----------------|-----------------|---------------|-------------------|------------------|----------------|---------------|-------------|----------------|--------|
| | (dBuV) | (dBuV) | | Peak (dBuV/m) | AV (dBuV/m) | (dBuV/m) | (dBuV/m) | | |
| 1630.5 | 49.78 | --- | -5.26 | 44.52 | --- | 74.00 | 54.00 | -9.48 | Peak |
| 4068.0 | 38.02 | --- | 3.89 | 41.91 | --- | 74.00 | 54.00 | -12.09 | Peak |
| 4882.0 | 43.45 | --- | 6.17 | 49.62 | --- | 74.00 | 54.00 | -4.38 | Peak |
| 7323.0 | ---- | | | | | 74.00 | 54.00 | | |
| 9764.0 | ---- | | | | | 74.00 | 54.00 | | |
| 12205.0 | ---- | | | | | 74.00 | 54.00 | | |
| 14646.0 | ---- | | | | | 74.00 | 54.00 | | |
| 17087.0 | ---- | | | | | 74.00 | 54.00 | | |
| 19528.0 | ---- | | | | | 74.00 | 54.00 | | |
| 21969.0 | ---- | | | | | 74.00 | 54.00 | | |
| 24410.0 | ---- | | | | | 74.00 | 54.00 | | |

Remark:

- 1 Measuring frequencies from 1GHz to the 10th harmonic of highest fundamental frequency.
- 2 Data of measurement within this frequency range shown “ - ” in the table above means the reading of emissions are attenuated more than 20dB below the permissible limits or the field strength is too small to be measured.
- 3 Radiated emissions measured in frequency above 1000MHz were made with an instrument using Peak detector mode and average detector mode of the emission shown in Actual FS column.
- 4 Spectrum Peak Setting : 1GHz- 26GHz, RBW= 1MHz, VBW= 3MHz, Sweep time= 200 ms.
- 5 Spectrum AV Setting : 1GHz- 26GHz, RBW= 1MHz, VBW= 10Hz, Sweep time= 200 ms.
- 6 uncertainty values:
Ant. position at Horizontal --- 30-167 MHz: 3.37 dB, 167MHz-1GHz: 3.19 dB, 1-40GHz: 4.04 dB
Ant. position at Vertical --- 30-180 MHz: 4.22 dB, 180-417 MHz: 3.44 dB, 0.417-1GHz: 3.39 dB, 1-40GHz: 4.08 dB

Unless otherwise stated the results shown in this test report refer only to the sample(s) tested and such sample(s) are retained for 90 days only.

除非另有說明，此報告結果僅對測試之樣品負責，同時此樣品僅保留90天。本報告未經本公司書面許可，不可部份複製。

This document is issued by the Company subject to its General Conditions of Service printed overleaf, available on request or accessible at www.sgs.com/terms_and_conditions.htm and, for electronic format documents, subject to Terms and Conditions for Electronic Documents at www.sgs.com/terms_e-document.htm. Attention is drawn to the limitation of liability, indemnification and jurisdiction issues defined therein. Any holder of this document is advised that information contained hereon reflects the Company's findings at the time of its intervention only and within the limits of Client's instructions, if any. The Company's sole responsibility is to its Client and this document does not exonerate parties to a transaction from exercising all their rights and obligations under the transaction documents. This document cannot be reproduced except in full, without prior written approval of the Company. Any unauthorized alteration, forgery or falsification of the content or appearance of this document is unlawful and offenders may be prosecuted to the fullest extent of the law.

Radiated Spurious Emission Measurement Result (above 1GHz)

| | | | |
|-----------------------|-----------|-----------|---------------|
| Operation Mode | TX CH Mid | Test Date | Sep. 29, 2010 |
| Fundamental Frequency | 2441MHz | Test By | Jason |
| Temperature | 25 °C | Pol | Hor |
| Humidity | 65 % | | |

| Freq. (MHz) | Peak Reading | AV Reading | Ant./CL CF(dB) | Actual FS | | Peak Limit | AV Limit | Margin (dB) | Remark |
|----------------|-----------------|---------------|-------------------|------------------|----------------|---------------|-------------|----------------|--------|
| | (dBuV) | (dBuV) | | Peak (dBuV/m) | AV (dBuV/m) | (dBuV/m) | (dBuV/m) | | |
| 1630.5 | 56.36 | --- | -5.26 | 51.10 | --- | 74.00 | 54.00 | -2.90 | Peak |
| 3255.5 | 37.25 | --- | 1.23 | 38.48 | --- | 74.00 | 54.00 | -15.52 | Peak |
| 4068.0 | 38.14 | --- | 3.89 | 42.03 | --- | 74.00 | 54.00 | -11.97 | Peak |
| 4882.0 | 43.57 | --- | 6.17 | 49.74 | --- | 74.00 | 54.00 | -4.26 | Peak |
| 7323.0 | ---- | | | | | 74.00 | 54.00 | | |
| 9764.0 | ---- | | | | | 74.00 | 54.00 | | |
| 12205.0 | ---- | | | | | 74.00 | 54.00 | | |
| 14646.0 | ---- | | | | | 74.00 | 54.00 | | |
| 17087.0 | ---- | | | | | 74.00 | 54.00 | | |
| 19528.0 | ---- | | | | | 74.00 | 54.00 | | |
| 21969.0 | ---- | | | | | 74.00 | 54.00 | | |
| 24410.0 | ---- | | | | | 74.00 | 54.00 | | |

Remark:

- 1 Measuring frequencies from 1GHz to the 10th harmonic of highest fundamental frequency.
- 2 Data of measurement within this frequency range shown “ - ” in the table above means the reading of emissions are attenuated more than 20dB below the permissible limits or the field strength is too small to be measured.
- 3 Radiated emissions measured in frequency above 1000MHz were made with an instrument using Peak detector mode and average detector mode of the emission shown in Actual FS column.
- 4 Spectrum Peak Setting : 1GHz- 26GHz, RBW= 1MHz, VBW= 3MHz, Sweep time= 200 ms.
- 5 Spectrum AV Setting : 1GHz- 26GHz, RBW= 1MHz, VBW= 10Hz, Sweep time= 200 ms.
- 6 uncertainty values:
Ant. position at Horizontal --- 30-167 MHz: 3.37 dB, 167MHz-1GHz: 3.19 dB, 1-40GHz: 4.04 dB
Ant. position at Vertical --- 30-180 MHz: 4.22 dB, 180-417 MHz: 3.44 dB, 0.417-1GHz: 3.39 dB, 1-40GHz: 4.08 dB

Unless otherwise stated the results shown in this test report refer only to the sample(s) tested and such sample(s) are retained for 90 days only.

除非另有說明，此報告結果僅對測試之樣品負責，同時此樣品僅保留90天。本報告未經本公司書面許可，不可部份複製。

This document is issued by the Company subject to its General Conditions of Service printed overleaf, available on request or accessible at www.sgs.com/terms_and_conditions.htm and, for electronic format documents, subject to Terms and Conditions for Electronic Documents at www.sgs.com/terms_e-document.htm. Attention is drawn to the limitation of liability, indemnification and jurisdiction issues defined therein. Any holder of this document is advised that information contained hereon reflects the Company's findings at the time of its intervention only and within the limits of Client's instructions, if any. The Company's sole responsibility is to its Client and this document does not exonerate parties to a transaction from exercising all their rights and obligations under the transaction documents. This document cannot be reproduced except in full, without prior written approval of the Company. Any unauthorized alteration, forgery or falsification of the content or appearance of this document is unlawful and offenders may be prosecuted to the fullest extent of the law.

Radiated Spurious Emission Measurement Result (above 1GHz)

| | | | |
|-----------------------|------------|-----------|---------------|
| Operation Mode | TX CH High | Test Date | Sep. 29, 2010 |
| Fundamental Frequency | 2480MHz | Test By | Jason |
| Temperature | 25 °C | Pol | Ver |
| Humidity | 65 % | | |

| Freq. (MHz) | Peak Reading | AV Reading | Ant./CL CF(dB) | Actual FS | | Peak Limit | AV Limit | Margin (dB) | Remark |
|----------------|-----------------|---------------|-------------------|------------------|----------------|---------------|-------------|----------------|--------|
| | (dBuV) | (dBuV) | | Peak (dBuV/m) | AV (dBuV/m) | (dBuV/m) | (dBuV/m) | | |
| 1643.5 | 50.97 | --- | -5.22 | 45.75 | --- | 74.00 | 54.00 | -8.25 | Peak |
| 4133.0 | 38.12 | --- | 4.11 | 42.23 | --- | 74.00 | 54.00 | -11.77 | Peak |
| 4960.0 | 43.56 | --- | 6.36 | 49.92 | --- | 74.00 | 54.00 | -4.08 | Peak |
| 7440.0 | ---- | | | | | 74.00 | 54.00 | | |
| 9920.0 | ---- | | | | | 74.00 | 54.00 | | |
| 12400.0 | ---- | | | | | 74.00 | 54.00 | | |
| 14880.0 | ---- | | | | | 74.00 | 54.00 | | |
| 17360.0 | ---- | | | | | 74.00 | 54.00 | | |
| 19840.0 | ---- | | | | | 74.00 | 54.00 | | |
| 22320.0 | ---- | | | | | 74.00 | 54.00 | | |
| 24800.0 | ---- | | | | | 74.00 | 54.00 | | |

Remark:

- 1 Measuring frequencies from 1GHz to the 10th harmonic of highest fundamental frequency.
- 2 Data of measurement within this frequency range shown “ - ” in the table above means the reading of emissions are attenuated more than 20dB below the permissible limits or the field strength is too small to be measured.
- 3 Radiated emissions measured in frequency above 1000MHz were made with an instrument using Peak detector mode and average detector mode of the emission shown in Actual FS column.
- 4 Spectrum Peak Setting : 1GHz- 26GHz, RBW= 1MHz, VBW= 3MHz, Sweep time= 200 ms.
- 5 Spectrum AV Setting : 1GHz- 26GHz, RBW= 1MHz, VBW= 10Hz, Sweep time= 200 ms.
- 6 uncertainty values:
Ant. position at Horizontal --- 30-167 MHz: 3.37 dB, 167MHz-1GHz: 3.19 dB, 1-40GHz: 4.04 dB
Ant. position at Vertical --- 30-180 MHz: 4.22 dB, 180-417 MHz: 3.44 dB, 0.417-1GHz: 3.39 dB, 1-40GHz: 4.08 dB

Unless otherwise stated the results shown in this test report refer only to the sample(s) tested and such sample(s) are retained for 90 days only.

除非另有說明，此報告結果僅對測試之樣品負責，同時此樣品僅保留90天。本報告未經本公司書面許可，不可部份複製。

This document is issued by the Company subject to its General Conditions of Service printed overleaf, available on request or accessible at www.sgs.com/terms_and_conditions.htm and, for electronic format documents, subject to Terms and Conditions for Electronic Documents at www.sgs.com/terms_e-document.htm. Attention is drawn to the limitation of liability, indemnification and jurisdiction issues defined therein. Any holder of this document is advised that information contained hereon reflects the Company's findings at the time of its intervention only and within the limits of Client's instructions, if any. The Company's sole responsibility is to its Client and this document does not exonerate parties to a transaction from exercising all their rights and obligations under the transaction documents. This document cannot be reproduced except in full, without prior written approval of the Company. Any unauthorized alteration, forgery or falsification of the content or appearance of this document is unlawful and offenders may be prosecuted to the fullest extent of the law.

Radiated Spurious Emission Measurement Result (above 1GHz)

| | | | |
|-----------------------|------------|-----------|---------------|
| Operation Mode | TX CH High | Test Date | Sep. 29, 2010 |
| Fundamental Frequency | 2480MHz | Test By | Jason |
| Temperature | 25 °C | Pol | Hor |
| Humidity | 65 % | | |

| Freq. (MHz) | Peak Reading | AV Reading | Ant./CL CF(dB) | Actual FS | | Peak Limit | AV Limit | Margin (dB) | Remark |
|----------------|-----------------|---------------|-------------------|------------------|----------------|---------------|-------------|----------------|--------|
| | (dBuV) | (dBuV) | | Peak (dBuV/m) | AV (dBuV/m) | (dBuV/m) | (dBuV/m) | | |
| 1643.5 | 59.44 | 49.99 | -5.22 | 54.22 | 44.77 | 74.00 | 54.00 | -9.23 | AV |
| 3301.0 | 38.15 | --- | 1.42 | 39.57 | --- | 74.00 | 54.00 | -14.43 | Peak |
| 4133.0 | 38.39 | --- | 4.11 | 42.50 | --- | 74.00 | 54.00 | -11.50 | Peak |
| 4960.0 | 43.08 | --- | 6.36 | 49.44 | --- | 74.00 | 54.00 | -4.56 | Peak |
| 7440.0 | ---- | | | | | 74.00 | 54.00 | | |
| 9920.0 | ---- | | | | | 74.00 | 54.00 | | |
| 12400.0 | ---- | | | | | 74.00 | 54.00 | | |
| 14880.0 | ---- | | | | | 74.00 | 54.00 | | |
| 17360.0 | ---- | | | | | 74.00 | 54.00 | | |
| 19840.0 | ---- | | | | | 74.00 | 54.00 | | |
| 22320.0 | ---- | | | | | 74.00 | 54.00 | | |
| 24800.0 | ---- | | | | | 74.00 | 54.00 | | |

Remark:

- 1 Measuring frequencies from 1GHz to the 10th harmonic of highest fundamental frequency.
- 2 Data of measurement within this frequency range shown “ - ” in the table above means the reading of emissions are attenuated more than 20dB below the permissible limits or the field strength is too small to be measured.
- 3 Radiated emissions measured in frequency above 1000MHz were made with an instrument using Peak detector mode and average detector mode of the emission shown in Actual FS column.
- 4 Spectrum Peak Setting : 1GHz- 26GHz, RBW= 1MHz, VBW= 3MHz, Sweep time= 200 ms.
- 5 Spectrum AV Setting : 1GHz- 26GHz, RBW= 1MHz, VBW= 10Hz, Sweep time= 200 ms.
- 6 uncertainty values:
Ant. position at Horizontal --- 30-167 MHz: 3.37 dB, 167MHz-1GHz: 3.19 dB, 1-40GHz: 4.04 dB
Ant. position at Vertical --- 30-180 MHz: 4.22 dB, 180-417 MHz: 3.44 dB, 0.417-1GHz: 3.39 dB, 1-40GHz: 4.08 dB

Unless otherwise stated the results shown in this test report refer only to the sample(s) tested and such sample(s) are retained for 90 days only.

除非另有說明，此報告結果僅對測試之樣品負責，同時此樣品僅保留90天。本報告未經本公司書面許可，不可部份複製。

This document is issued by the Company subject to its General Conditions of Service printed overleaf, available on request or accessible at www.sgs.com/terms_and_conditions.htm and, for electronic format documents, subject to Terms and Conditions for Electronic Documents at www.sgs.com/terms_e-document.htm. Attention is drawn to the limitation of liability, indemnification and jurisdiction issues defined therein. Any holder of this document is advised that information contained hereon reflects the Company's findings at the time of its intervention only and within the limits of Client's instructions, if any. The Company's sole responsibility is to its Client and this document does not exonerate parties to a transaction from exercising all their rights and obligations under the transaction documents. This document cannot be reproduced except in full, without prior written approval of the Company. Any unauthorized alteration, forgery or falsification of the content or appearance of this document is unlawful and offenders may be prosecuted to the fullest extent of the law.

10 Peak Power Spectral Density

10.1 Standard Applicable:

According to §15.247(e) For digitally modulated systems, the power spectral density conducted from the intentional radiator to the antenna shall not be greater than 8 dBm in any 3 kHz band during any time interval of continuous transmission. This power spectral density shall be determined in accordance with the provisions of paragraph (b) of this section. The same method of determining the conducted output power shall be used to determine the power spectral density.

10.2 Measurement Equipment Used:

Refer to section 6.2 for details.

10.3 Test Set-up:

Refer to section 6.3 for details.

10.4 Measurement Procedure:

1. Place the EUT on the table and set it in transmitting mode.
2. Remove the antenna from the EUT and then connect a low loss RF cable from the antenna port to the spectrum analyzer.
3. Set the spectrum analyzer as RBW = 3KHz, VBW = 10KHz, Span = 300MHz, Sweep=100s
4. Record the max. reading.
5. Repeat above procedures until all frequency measured were complete.

10.5 Measurement Result:

| Frequency MHz | RF Power Density Reading (dBm) | Cable loss (dB) | RF Power Density Level (dBm) | Maximum Limit (dBm) |
|------------------|-----------------------------------|--------------------|---------------------------------|------------------------|
| 2412 | -7.32 | 0.10 | -7.22 | 8 |
| 2437 | -7.70 | 0.10 | -7.60 | 8 |
| 2462 | -8.08 | 0.10 | -7.98 | 8 |

Uncertainty values: 1.3 dB

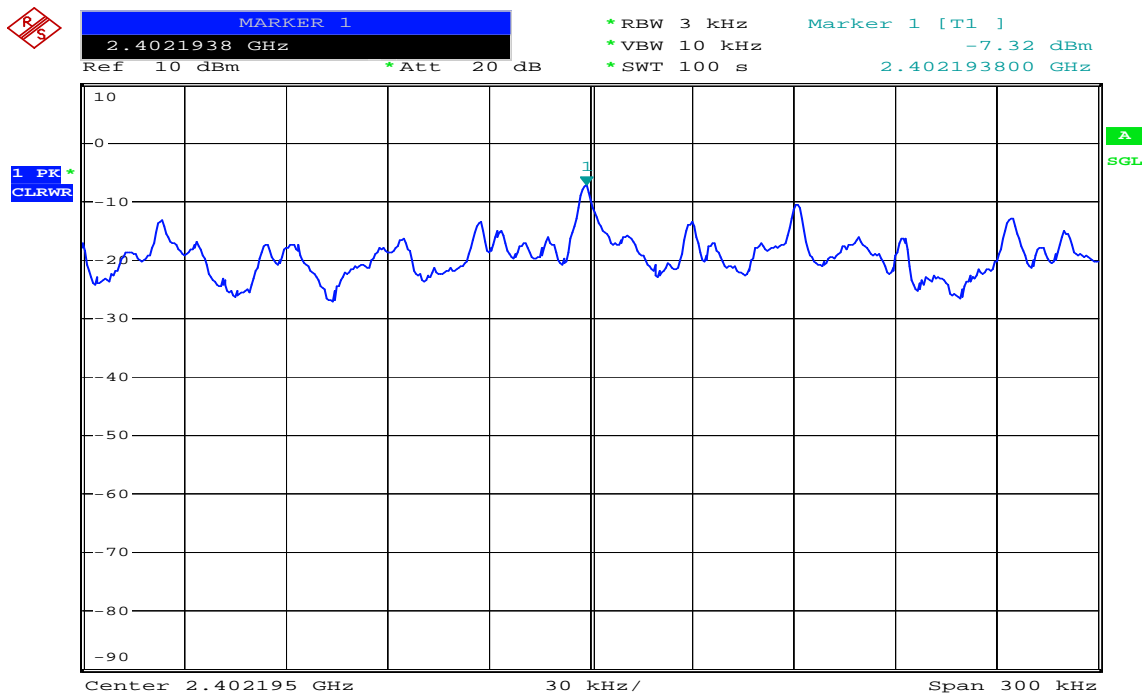
Note: Refer to next page for plots.

Unless otherwise stated the results shown in this test report refer only to the sample(s) tested and such sample(s) are retained for 90 days only.

除非另有說明，此報告結果僅對測試之樣品負責，同時此樣品僅保留90天。本報告未經本公司書面許可，不可部份複製。

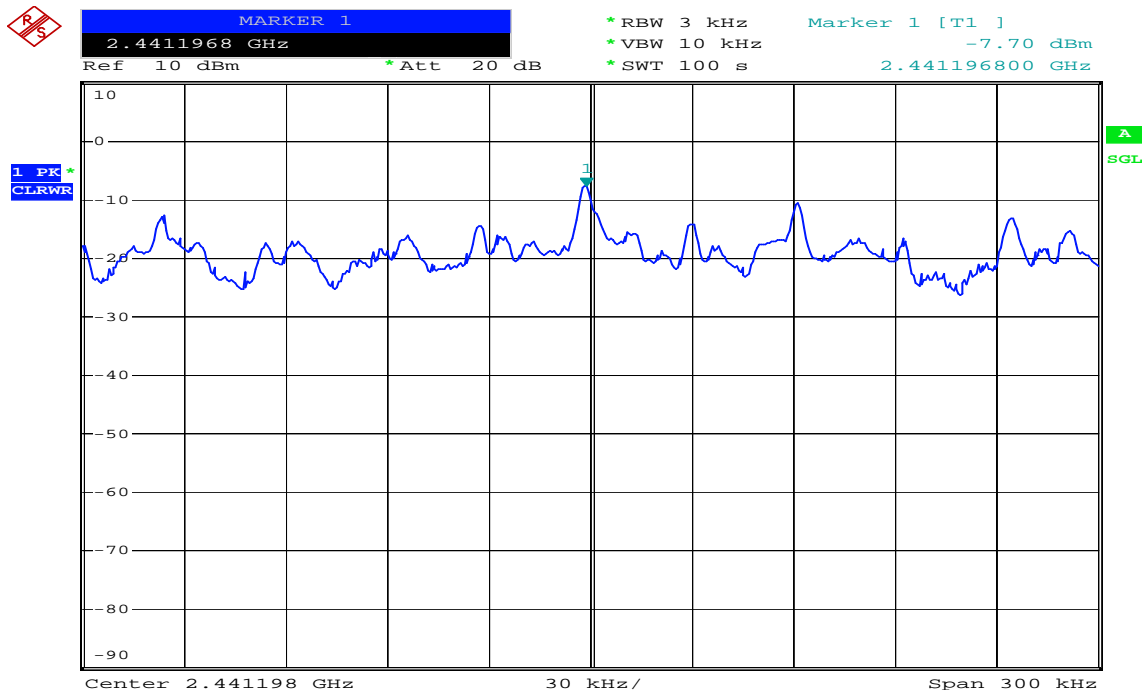
This document is issued by the Company subject to its General Conditions of Service printed overleaf, available on request or accessible at www.sgs.com/terms_and_conditions.htm and, for electronic format documents, subject to Terms and Conditions for Electronic Documents at www.sgs.com/terms_e-document.htm. Attention is drawn to the limitation of liability, indemnification and jurisdiction issues defined therein. Any holder of this document is advised that information contained hereon reflects the Company's findings at the time of its intervention only and within the limits of Client's instructions, if any. The Company's sole responsibility is to its Client and this document does not exonerate parties to a transaction from exercising all their rights and obligations under the transaction documents. This document cannot be reproduced except in full, without prior written approval of the Company. Any unauthorized alteration, forgery or falsification of the content or appearance of this document is unlawful and offenders may be prosecuted to the fullest extent of the law.

Power Spectral Density Test Plot (CH-Low)



Date: 4.OCT.2010 17:15:00

Power Spectral Density Test Plot (CH-Mid)



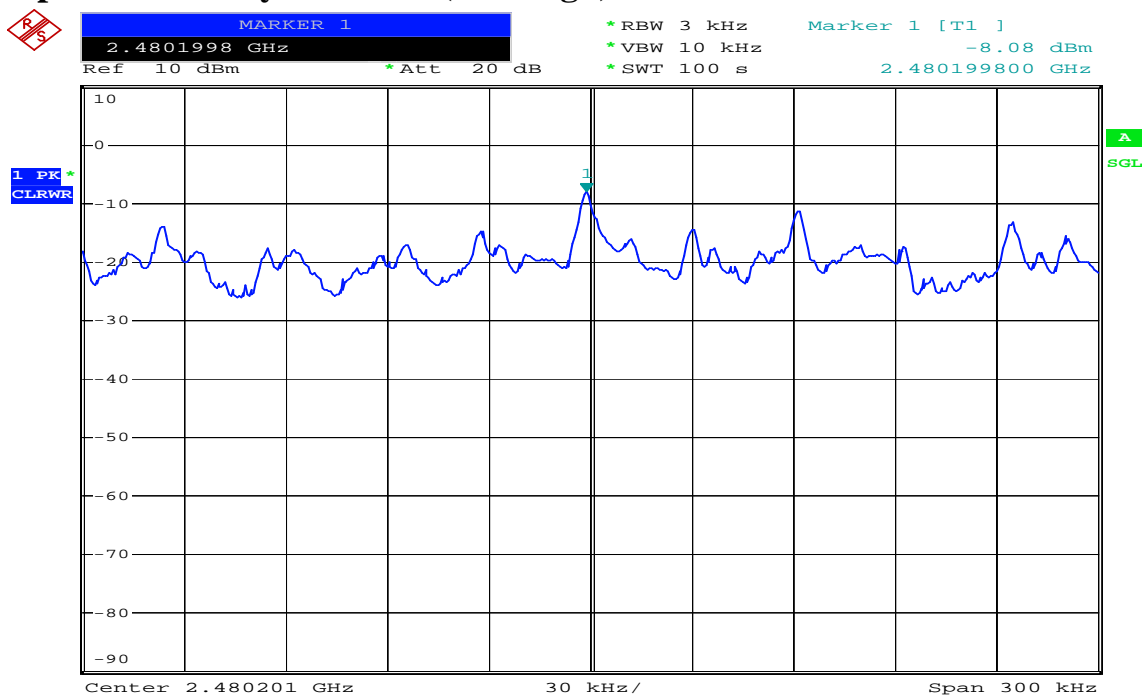
Date: 4.OCT.2010 17:17:41

Unless otherwise stated the results shown in this test report refer only to the sample(s) tested and such sample(s) are retained for 90 days only.

除非另有說明，此報告結果僅對測試之樣品負責，同時此樣品僅保留90天。本報告未經本公司書面許可，不可部份複製。

This document is issued by the Company subject to its General Conditions of Service printed overleaf, available on request or accessible at www.sgs.com/terms_and_conditions.htm and, for electronic format documents, subject to Terms and Conditions for Electronic Documents at www.sgs.com/terms_e-document.htm. Attention is drawn to the limitation of liability, indemnification and jurisdiction issues defined therein. Any holder of this document is advised that information contained hereon reflects the Company's findings at the time of its intervention only and within the limits of Client's instructions, if any. The Company's sole responsibility is to its Client and this document does not exonerate parties to a transaction from exercising all their rights and obligations under the transaction documents. This document cannot be reproduced except in full, without prior written approval of the Company. Any unauthorized alteration, forgery or falsification of the content or appearance of this document is unlawful and offenders may be prosecuted to the fullest extent of the law.

Power Spectral Density Test Plot (CH-High)



Date: 4.OCT.2010 17:12:10

Unless otherwise stated the results shown in this test report refer only to the sample(s) tested and such sample(s) are retained for 90 days only.

除非另有說明，此報告結果僅對測試之樣品負責，同時此樣品僅保留90天。本報告未經本公司書面許可，不可部份複製。

This document is issued by the Company subject to its General Conditions of Service printed overleaf, available on request or accessible at www.sgs.com/terms_and_conditions.htm and, for electronic format documents, subject to Terms and Conditions for Electronic Documents at www.sgs.com/terms_e-document.htm. Attention is drawn to the limitation of liability, indemnification and jurisdiction issues defined therein. Any holder of this document is advised that information contained hereon reflects the Company's findings at the time of its intervention only and within the limits of Client's instructions, if any. The Company's sole responsibility is to its Client and this document does not exonerate parties to a transaction from exercising all their rights and obligations under the transaction documents. This document cannot be reproduced except in full, without prior written approval of the Company. Any unauthorized alteration, forgery or falsification of the content or appearance of this document is unlawful and offenders may be prosecuted to the fullest extent of the law.

11 ANTENNA REQUIREMENT

11.1. Standard Applicable:

According to §15.203, Antenna requirement.

An intentional radiator shall be designed to ensure that no antenna other than that furnished by the responsible party shall be used with the device. The use of a permanently attached antenna or of an antenna that uses a unique coupling to the intentional radiator shall be considered sufficient to comply with the provisions of this Section. The manufacturer may design the unit so that a broken antenna can be replaced by the user, but the use of a standard antenna jack or electrical connector is prohibited. This requirement does not apply to carrier current devices or to devices operated under the provisions of Sections 15.211, 15.213, 15.217, 15.219, or 15.221. Further, this requirement does not apply to intentional radiators that must be professionally installed, such as perimeter protection systems and some field disturbance sensors, or to other intentional radiators which, in accordance with Section 15.31(d), must be measured at the installation site. However, the installer shall be responsible for ensuring that the proper antenna is employed so that the limits in this Part are not exceeded.

11.2. Antenna Connected Construction:

The directional gains of antenna used for transmitting is 1.36 dBi, and the antenna connector is designed with permanent attachment and no consideration of replacement. Please see EUT photo for details.

Unless otherwise stated the results shown in this test report refer only to the sample(s) tested and such sample(s) are retained for 90 days only.

除非另有說明，此報告結果僅對測試之樣品負責，同時此樣品僅保留90天。本報告未經本公司書面許可，不可部份複製。

This document is issued by the Company subject to its General Conditions of Service printed overleaf, available on request or accessible at www.sgs.com/terms_and_conditions.htm and, for electronic format documents, subject to Terms and Conditions for Electronic Documents at www.sgs.com/terms_e-document.htm. Attention is drawn to the limitation of liability, indemnification and jurisdiction issues defined therein. Any holder of this document is advised that information contained hereon reflects the Company's findings at the time of its intervention only and within the limits of Client's instructions, if any. The Company's sole responsibility is to its Client and this document does not exonerate parties to a transaction from exercising all their rights and obligations under the transaction documents. This document cannot be reproduced except in full, without prior written approval of the Company. Any unauthorized alteration, forgery or falsification of the content or appearance of this document is unlawful and offenders may be prosecuted to the fullest extent of the law.