

FCC PART 15C TEST REPORT FOR CERTIFICATION
On Behalf of

Proware Technologies Co., Ltd.

150Mbps Wireless N USB Module

Model No.: PW-MN427_56I

FCC ID: WWMMN42756IV2

Prepared for : Proware Technologies Co., Ltd.
2nd F1 East Wing, South Section, Factory Building 24, Science
& Technology Park, Shennan Rd, Nanshan District, Shenzhen

Prepared By : Audix Technology (Shenzhen) Co., Ltd.
No. 6, Ke Feng Rd., 52 Block,
Shenzhen Science & Industrial Park,
Nantou, Shenzhen, Guangdong, China

Tel: (0755) 26639496

Report Number : ACS-F13089
Date of Test : Jan.12 ~ Apr. 15, 2013
Date of Report : Apr. 23, 2013

TABLE OF CONTENTS

Description	Page
1. SUMMARY OF STANDARDS AND RESULTS	1-5
1.1. Description of Standards and Results	1-5
2. GENERAL INFORMATION	2-1
2.1. Description of Device (EUT)	2-1
2.2. Test Information	2-2
2.3. Tested Supporting System Details	2-3
2.4. Block Diagram of Test Setup	2-3
2.5. Test Facility	2-4
2.6. Measurement Uncertainty (95% confidence levels, k=2).....	2-4
3. POWER LINE CONDUCTED EMISSION MERSUREMENT	3-1
3.1. Test Equipments	3-1
3.2. Block Diagram of Test Setup	3-1
3.3. Power Line Conducted Emission Test Limits	3-1
3.4. Configuration of EUT on Test.....	3-1
3.5. Operating Condition of EUT	3-2
3.6. Test Procedure	3-2
3.7. Power Line Conducted Emission Test Results	3-2
4. RADIATED EMISSION MEASUREMENT	4-1
4.1. Test Equipment.....	4-1
4.2. Block Diagram of Test Setup	4-1
4.3. Radiated Emission Limit	4-2
4.4. EUT Configuration on Test	4-3
4.5. Operating Condition of EUT	4-3
4.6. Test Procedure	4-3
4.7. Radiated Emission Test Results	4-4
5. CONDUCTED SPURIOUS EMISSIONS	5-1
5.1. Test Equipment.....	5-1
5.2. Limit	5-1
5.3. Test Procedure	5-1
5.4. Test result	5-1
6. BAND EDGE COMPLIANCE TEST	6-1
6.1. Test Equipment.....	6-1
6.2. Limit	6-1
6.3. Test Produce	6-1
6.4. Test Results	6-1
7. 6dB Bandwidth Test	7-1
7.1. Test Equipment.....	7-1
7.2. Limit	7-1
7.3. Test Procedure	7-1
7.4. Test Results	7-1
8. OUTPUT POWER TEST	8-1
8.1. Test Equipment.....	8-1
8.2. Limit (FCC Part 15C 15.247 b(3))	8-1
8.3. Test Procedure	8-1
8.4. Test Results	8-2
9. POWER SPECTRAL DENSITY TEST	9-1
9.1. Test Equipment.....	9-1

9.2.	Limit	9-1
9.3.	Test Procedure	9-1
9.4.	Test Results	9-2
10.	ANTENNA REQUIREMENT	10-1
10.1.	STANDARD APPLICABLE	10-1
10.2.	ANTENNA CONNECTED CONSTRUCTION	10-1
11.	MPE ESTIMATION	11-1
11.1.	Limit for General Population/ Uncontrolled Exposures	11-1
11.2.	Estimation Result.....	11-1
12.	DEVIATION TO TEST SPECIFICATIONS	12-1
13.	PHOTOGRAPH OF TEST.....	13-1
13.1.	Photos of Power Line Conducted Emission Test	13-1
13.2.	Photos of Radiated Emission Test	13-2
14.	PHOTOS OF THE EUT	14-1

TEST REPORT CERTIFICATION

Applicant : Proware Technologies Co., Ltd.
 Manufacturer : Proware Technologies Co., Ltd.
 EUT Description : 150Mbps Wireless N USB Module
 FCC ID : WWMMN42756IV2
 (A) MODEL NO. : PW-MN427_56I
 (B) SERIAL NO. : N/A
 (C) POWER SUPPLY : DC 5V From PC Input AC 120V/60Hz
 (D) TEST VOLTAGE : DC 5V From PC Input AC 120V/60Hz

Tested for comply with:
 FCC Rules and Regulations Part 15 Subpart C: 2012

Test procedure used:
 ANSI C63.10:2009

The device described above is tested by AUDIX TECHNOLOGY (SHENZHEN) CO., LTD. to confirm comply with all the FCC Part 15 Subpart C requirements. The test results are contained in this test report and AUDIX TECHNOLOGY (SHENZHEN) CO., LTD. is assumed full responsibility for the accuracy and completeness of these tests. Also, this report shows that the Equipment Under Test (EUT) is to be technically compliant with the FCC and IC requirements. This report contains data that are not covered by the NVLAP accreditation.

This Report is made under FCC Part 2.1075. No modifications were required during testing to bring this product into compliance.

This report applies to above tested sample only. This report shall not be reproduced in part without written approval of AUDIX TECHNOLOGY (SHENZHEN) CO., LTD.

The report must not be used by the client to claim product certification, approval, or endorsement by NVLAP, NIST, or any agency of the federal government.

Date of Test : Jan.12 ~ Apr. 15, 2013 Report of date: Apr. 23, 2013

Prepared by : Miya Zhou Reviewed by : Sunny Lu
 Miya Zhou / Assistant Sunny Lu / Assistant Manager

Audix Technology (Shenzhen) Co., Ltd.
 EMC 部門報告專用章
 Stamp only for EMC Dept. Report
 Signature: Ken Lu 4/23/13

Approved & Authorized Signer : Ken Lu
 Ken Lu / Manager

1. SUMMARY OF STANDARDS AND RESULTS

1.1. Description of Standards and Results

The EUT have been tested according to the applicable standards as referenced below.

EMISSION		
Description of Test Item	Standard	Results
Power Line Conducted Emission	FCC Part 15: 15.207 ANSI C63.10: 2009	PASS
Radiated Emission	FCC Part 15: 15.209 ANSI C63.10: 2009	PASS
Band Edge Compliance	FCC Part 15: 15.247 ANSI C63.10: 2009	PASS
Conducted spurious emissions	FCC Part 15: 15.247 ANSI C63.10: 2009	PASS
6dB Bandwidth	FCC Part 15: 15.247 ANSI C63.10: 2009	PASS
Peak Output Power	FCC Part 15: 15.247 ANSI C63.10: 2009	PASS
Power Spectral Density	FCC Part 15: 15.247 ANSI C63.10: 2009	PASS
Antenna requirement	FCC Part 15: 15.203	PASS

2. GENERAL INFORMATION

2.1. Description of Device (EUT)

Product Name	: 150Mbps Wireless N USB Module
Model Number	: PW-MN427_56I This Model have two kinds of pin feet: 4pin and 6 pin.
FCC ID	: WWMMN42756IV2
Operation Frequency	: IEEE 802.11b: 2412MHz—2462MHz IEEE 802.11g: 2412MHz—2462MHz IEEE802.11n HT20: 2412MHz—2462MHz IEEE802.11n HT40: 2422MHz—2452MHz
Channel Number	: IEEE 802.11b/g, IEEE 802.11n HT20: 11 Channels IEEE 802.11n HT40: 7Channels
Modulation Technology	: IEEE 802.11b: DSSS(CCK,DQPSK,DBPSK) IEEE 802.11g: OFDM(64QAM, 16QAM, QPSK, BPSK) IEEE 802.11n HT20, HT40: OFDM (64QAM, 16QAM, QPSK,BPSK)
Antenna Assembly Gain	: (1) EZY-W11-1, Slot Antenna, Peak Gain 3.3dBi (2) EZY-W11-2, Slot Antenna, Peak Gain 3.4dBi (3) EZY-W11-3, Slot Antenna, Peak Gain 2.9dBi (4) EZY-W11-4, Slot Antenna, Peak Gain 2.9dBi (5) SSR-00193-01,Dipole Antenna, Peak Gain 1.8dBi
Applicant	: Proware Technologies Co., Ltd. 2nd F1 East Wing, South Section, Factory Building 24, Science & Technology Park, Shennan Rd, Nanshan District, Shenzhen
Manufacturer	: Proware Technologies Co., Ltd. 2nd F1 East Wing, South Section, Factory Building 24, Science & Technology Park, Shennan Rd, Nanshan District, Shenzhen
Date of Test	: Jan.12 ~ Apr. 15, 2013
Date of Receipt	: Jan.10, 2013
Sample Type	: Prototype production

2.2. Test Information

A special test software was used to control EUT work in Continuous TX mode(100% duty cycle), and select test channel, wireless mode and data rate.

Tested mode, channel, and data rate information			
Mode	data rate (Mbps)(see Note)	Channel	Frequency (MHz)
IEEE 802.11b	1	Low :CH1	2412
	1	Middle: CH6	2437
	1	High: CH11	2462
IEEE 802.11g	6	Low :CH1	2412
	6	Middle: CH6	2437
	6	High: CH11	2462
IEEE 802.11n HT20	6.5	Low :CH1	2412
	6.5	Middle: CH6	2437
	6.5	High: CH11	2462
IEEE 802.11n HT40	13.5	Low :CH1	2422
	13.5	Middle: CH4	2437
	13.5	High: CH7	2452

Note1: According exploratory test, EUT will have maximum output power in those data rate, so those data rate were used for all test.

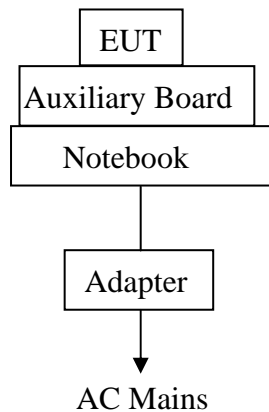
Note2: This device has five Antennas, One dipole Antenna. four Slot Antenna, the Radiated emission and bandedge was tested use the dipole and the slot antenna which have the maximum Gain Separately, for other test items, test use the Slot Antenna which has the maximum Gain.

Note 3, This device have two kinds of contact pin feet, 4Pin and 6Pin, We test use the Module which have 4 pin feet, this module have the worst case emission.

2.3. Tested Supporting System Details

No.	Description	ACS No.	Manufacturer	Model	Serial Number	Approved type
1	Notebook	Test PC R	DELL	D430	PP09S	<input checked="" type="checkbox"/> FCC DoC
		Power Cord: Unshielded, Detachable, 1.8m Power Adopter: Manufacture: DELL, M/N:LA65NS1-00 DVI Cable: Shielded, Detachable, 4.0m (Power Cord: Unshielded, Detachable, 1.8m)				

2.4. Block Diagram of Test Setup



(EUT: 150Mbps Wireless N USB Module)

2.5. Test Facility
Site Description

Name of Firm : Audix Technology (Shenzhen) Co., Ltd.
No. 6, Ke Feng Rd., 52 Block, Shenzhen
Science & Industrial Park, Nantou,
Shenzhen, Guangdong, China

3m Anechoic Chamber : Certificated by FCC, USA
Registration Number: 90454
Valid Date: Feb.22, 2015

3m & 10m Anechoic Chamber : Certificated by FCC, USA
Registration Number: 794232
Valid Date: Oct.31, 2015

EMC Lab. : Certificated by Industry Canada
Registration Number: IC 5183A-1
Valid Date: Jun.13, 2014

: Certificated by DAkkS, Germany
Registration No: D-PL-12151-01-01
Valid Date: Feb.01, 2014

Accredited by NVLAP, USA
NVLAP Code: 200372-0
Valid Date: Mar.31, 2014

2.6. Measurement Uncertainty (95% confidence levels, k=2)

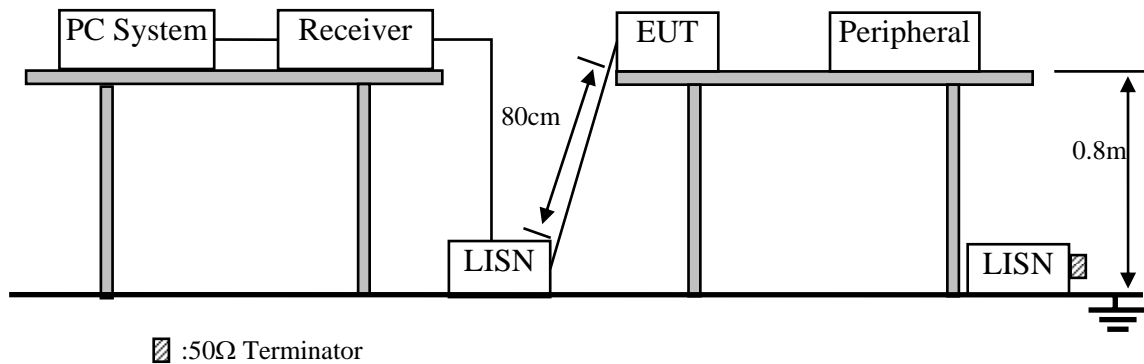
Test Item	Uncertainty
Uncertainty for Conduction emission test in No. 1 Conduction	3.48dB(9KHz to 150KHz)
	3.06 dB(150kHz to 30MHz)
Uncertainty for Radiation Emission test in 3m chamber	3.6 dB(30~200MHz, Polarize: H)
	3.8 dB(30~200MHz, Polarize: V)
	4.2 dB(200M~1GHz, Polarize: H)
	3.8 dB(200M~1GHz, Polarize: V)
Uncertainty for Radiation Emission test in 3m chamber (1GHz-18GHz)	3.1dB (Distance: 3m Polarize: V)
	3.7 dB (Distance: 3m Polarize: H)
Uncertainty for Radiated Spurious Emission test in RF chamber	3.57 dB
Uncertainty for Conduction Spurious emission test	2.00 dB
Uncertainty for Output power test	0.73 dB
Uncertainty for Power density test	2.00 dB
Uncertainty for Frequency range test	7×10^{-8}
Uncertainty for Bandwidth test	83 kHz
Uncertainty for DC power test	0.038 %
Uncertainty for test site temperature and humidity	0.6°C
	3%

3. POWER LINE CONDUCTED EMISSION MERSUREMENT

3.1. Test Equipments

Item	Equipment	Manufacturer	Model No.	Serial No.	Last Cal.	Cal. Interval
1.	Test Receiver	Rohde & Schwarz	ESHS10	838693/001	Oct.31, 12	1 Year
2.	L.I.S.N.#1	Rohde & Schwarz	ESH2-Z5	834066/011	Oct.31, 12	1 Year
3.	L.I.S.N.#3	Kyoritsu	KNW-242C	8-1920-1	May.08, 12	1 Year
4.	Terminator	Hubersuhner	50Ω	No. 1	May.08, 12	1 Year
5.	Terminator	Hubersuhner	50Ω	No. 2	May.08, 12	1 Year
6.	RF Cable	Fujikura	3D-2W	No.1	May.08, 12	1Year
7.	Coaxial Switch	Anritsu	MP59B	M50564	May.08, 12	1 Year
8.	Pulse Limiter	Rohde & Schwarz	ESH3-Z2	100341	May.08, 12	1 Year

3.2. Block Diagram of Test Setup



3.3. Power Line Conducted Emission Test Limits

Frequency	Maximum RF Line Voltage	
	Quasi-Peak Level dB(μV)	Average Level dB(μV)
150kHz ~ 500kHz	66 ~ 56*	56 ~ 46*
500kHz ~ 5MHz	56	46
5MHz ~ 30MHz	60	50

- Notes: 1. * Decreasing linearly with logarithm of frequency.
 2. The lower limit shall apply at the transition frequencies.

3.4. Configuration of EUT on Test

The following equipment are installed on Power Line Conducted Emission Test to meet the commission requirement and operating regulations in a manner which tends to maximize its emission characteristics in a normal application.

3.4.1. 150Mbps Wireless N USB Module (EUT)

Model Number : PW-MN427_56I
 Serial Number : N/A

3.4.2. Support Equipment: As Tested Supporting System Details, in Section 2.2.

3.5. Operating Condition of EUT

- 3.5.1. Setup the EUT and simulator as shown as Section 3.2.
- 3.5.2. Turned on the power of all equipment.
- 3.5.3. PC run test software to control EUT work in Tx mode.

3.6. Test Procedure

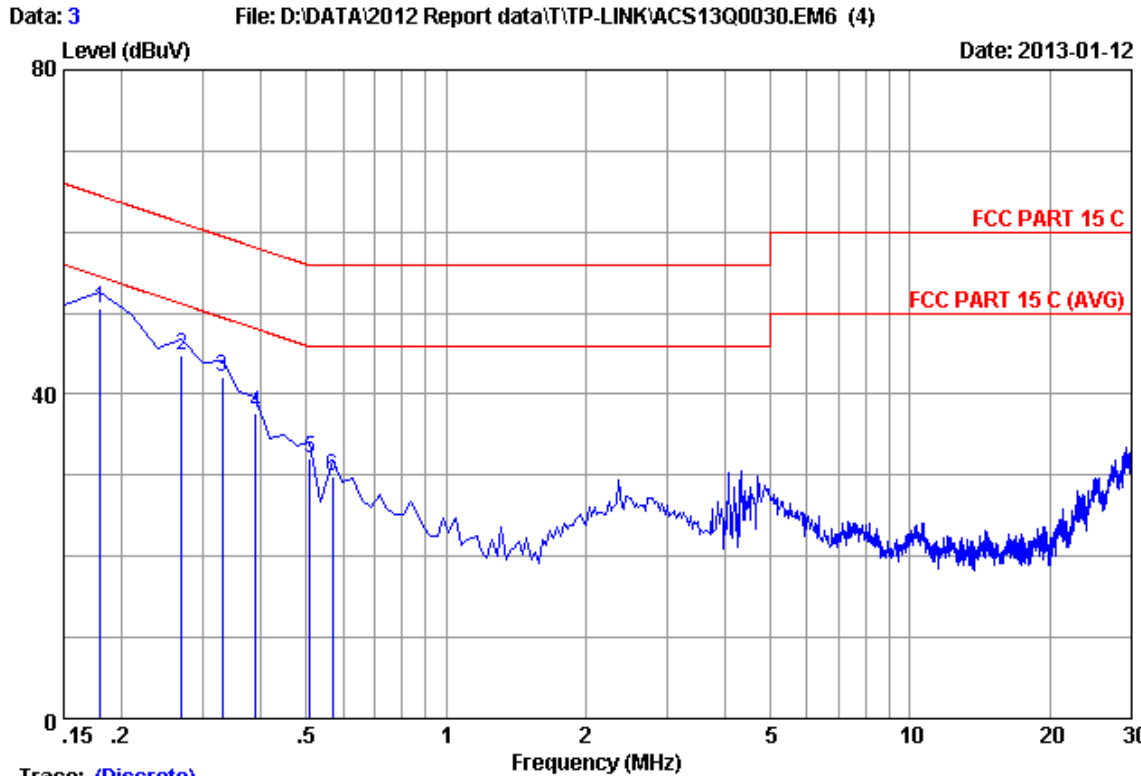
The EUT was placed on a non-metallic table, 80cm above the ground plane. The EUT Power Via PC connected to the power mains through a line impedance stabilization network (L.I.S.N. 1#). This provides a 50 ohm coupling impedance for the EUT (Please refer the block diagram of the test setup and photographs). The AC line are checked to find out the maximum conducted emission. In order to find the maximum emission levels, the relative positions of equipment and all of the interface cables shall be changed according to ANSI C63.10: 2009 on Conducted Emission Test.

The bandwidth of test receiver (R & S ESHS10) is set at 9kHz.

The frequency range from 150kHz to 30MHz is checked.

3.7. Power Line Conducted Emission Test Results

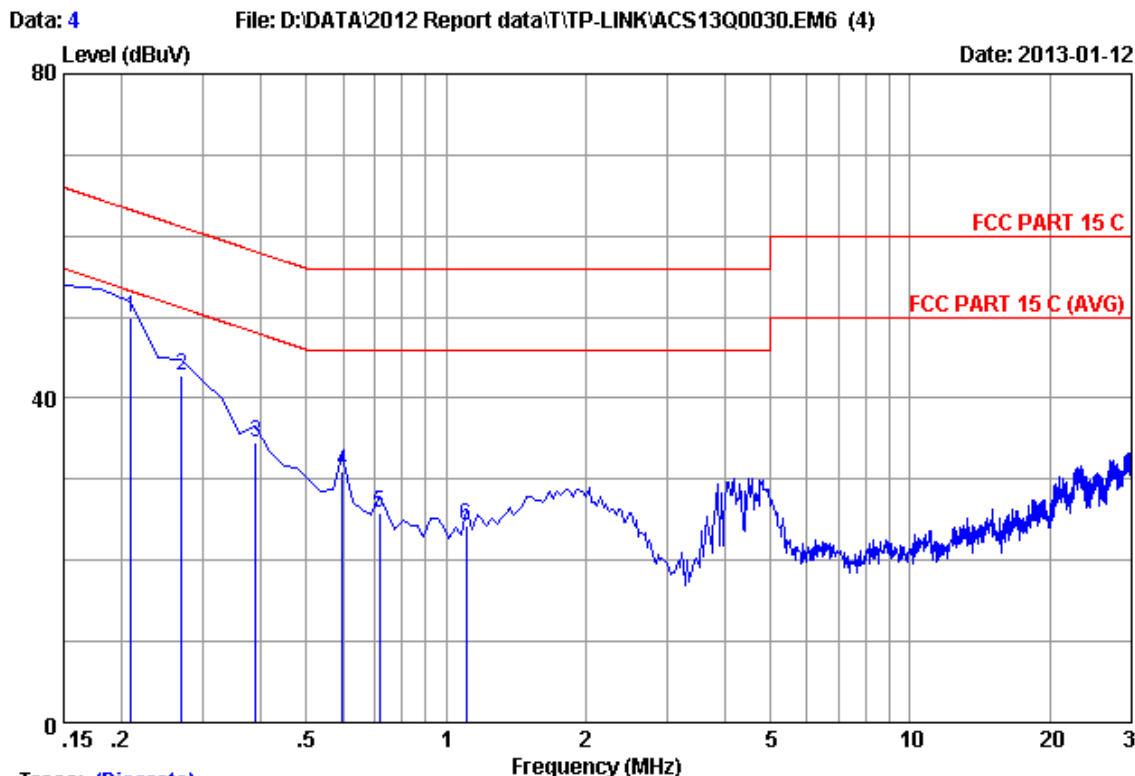
PASS. (All emissions not reported below are too low against the prescribed limits.)



Trace: (Discrete)
 Site no :1#conduction Data No :3
 Dis./Ant. **: 2012 ESH2-25 LINE
 Limit :FCC PART 15 C
 Env./Ins. :23.5°C/65% Engineer :Leo-Li
 EUT :150Mbps Wireless N USB Module
 Power Rating :DC 5V From PC InputAC 120V/60Hz
 Test Mode :Tx Mode
 :PW-MN427_56I

No	Freq (MHz)	LISN Factor (dB)	Cable Loss (dB)	Reading (dBuV)	Emission Level (dBuV)	Limits (dBuV)	Margin (dB)	Remark
1	0.17985	0.19	9.94	40.52	50.65	64.49	13.84	QP
2	0.26940	0.19	9.95	34.72	44.86	61.14	16.28	QP
3	0.32910	0.19	9.95	31.95	42.09	59.47	17.38	QP
4	0.38880	0.19	9.95	27.42	37.56	58.09	20.53	QP
5	0.50820	0.19	9.95	22.06	32.20	56.00	23.80	QP
6	0.56790	0.19	9.95	19.82	29.96	56.00	26.04	QP

Remarks: 1.Emission Level=LISN Factor+Cable Loss(Include 10dB pulse limit)+Reading.
 2.If the average limit is met when using a quasi-peak detector, the EUT shall be deemed to meet both limits and measurement with average detector is unnecessary.



Trace: (Discrete)
 Site no :1#conduction Data No :4
 Dis./Ant. **: 2012 ESH2-25 NEUTRAL
 Limit :FCC PART 15 C
 Env./Ins. :23.5*C/65% Engineer :Leo-Li
 EUT :150Mbps Wireless N USB Module
 Power Rating :DC 5V From PC InputAC 120V/60Hz
 Test Mode :Tx Mode
 :PW-MN427_56I

No	Freq (MHz)	LISN Factor (dB)	Cable Loss (dB)	Reading (dBuV)	Emission Level (dBuV)	Limits (dBuV)	Margin (dB)	Remark
1	0.20970	0.21	9.95	39.80	49.96	63.22	13.26	QP
2	0.26940	0.22	9.95	32.55	42.72	61.14	18.42	QP
3	0.38880	0.22	9.95	24.27	34.44	58.09	23.65	QP
4	0.59775	0.24	9.95	20.78	30.97	56.00	25.03	QP
5	0.71715	0.24	9.95	15.74	25.93	56.00	30.07	QP
6	1.105	0.25	9.94	14.17	24.36	56.00	31.64	QP

Remarks: 1.Emission Level=LISN Factor+Cable Loss(Include 10dB pulse limit)+Reading.
 2.If the average limit is met when using a quasi-peak detector, the EUT shall be deemed to meet both limits and measurement with average detector is unnecessary.

4. RADIATED EMISSION MEASUREMENT

4.1. Test Equipment

4.1.1. For frequency range 30MHz~1000MHz (At Anechoic Chamber)

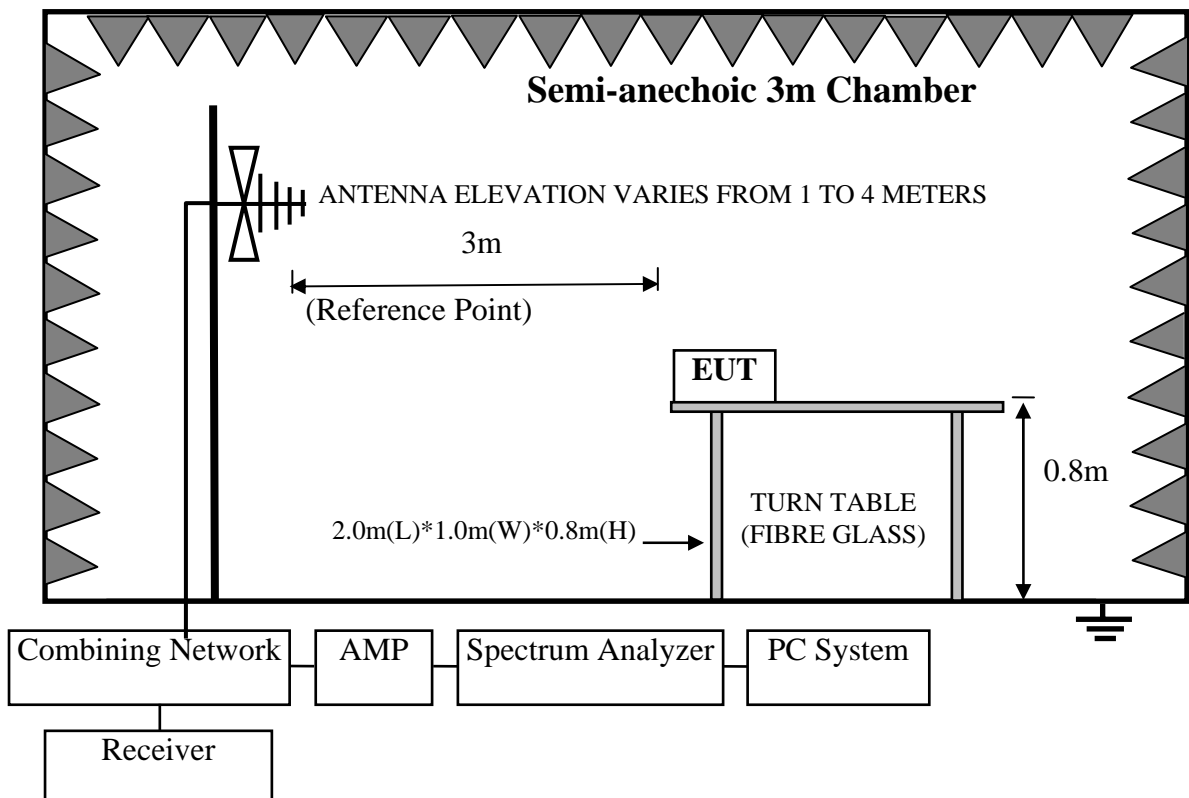
Item	Equipment	Manufacturer	Model No.	Serial No.	Last Cal.	Cal. Interval
1	3#Chamber	AUDIX	N/A	N/A	Nov.24,12	1 Year
2	EMI Spectrum	Agilent	E4407B	MY41440292	May.08, 12	1 Year
3	Test Receiver	Rohde & Schwarz	ESVS10	834468/011	May.08, 12	1 Year
4	Amplifier	HP	8447D	2648A04738	May.08, 12	1 Year
5	Trilog-Broadband Antenna	SCHWARZBECK	VULB 9168	9168-429	Nov.27, 12	1.0 Year
6	RF Cable	MIYAZAKI	CFD400-NL	3# Chamber No.1	May.08, 12	1 Year
7	Coaxial Switch	Anritsu	MP59B	M74389	May.08, 12	1 Year

4.1.2. For frequency range 1GHz~25GHz (At Anechoic Chamber)

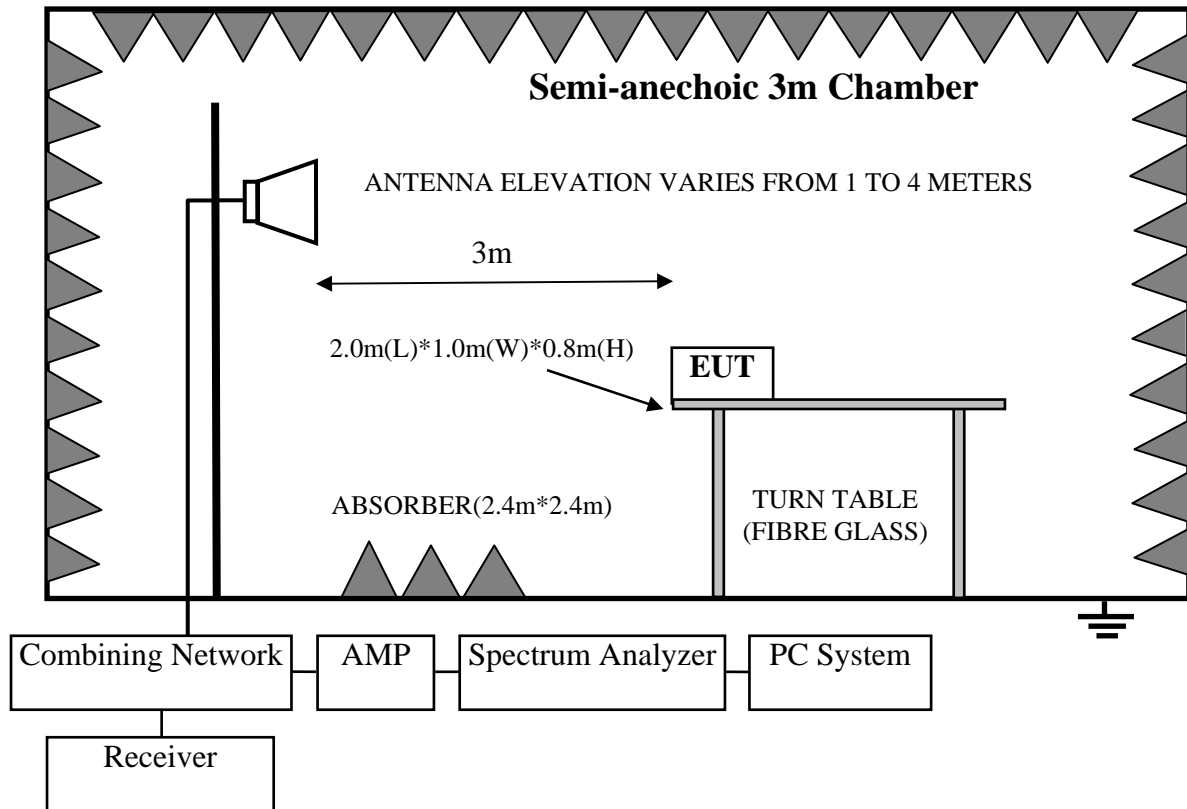
Item	Equipment	Manufacturer	Model No.	Serial No.	Last Cal.	Cal. Interval
1	Spectrum Analyzer	Agilent	E4407B	MY41440292	May.08, 12	1 Year
2	Horn Antenna	EMCO	3115	9510-4580	June.05, 12	1 Year
3	Amplifier	Agilent	8449B	3008A00863	May.08, 12	1 Year
4	RF Cable	Hubersuhner	SUCOFLEX106	77980/6	May.08, 12	1 Year
5	RF Cable	Hubersuhner	SUCOFLEX106	77977/6	May.08, 12	1 Year
6	Horn Antenna	EMCO	3116	00060089	Nov.25,11	1.5 Year

4.2. Block Diagram of Test Setup

For frequency range 30MHz-1000MHz



For frequency range 1GHz-25GHz



4.3. Radiated Emission Limit

4.3.1. 15.209 limits

FREQUENCY MHz	DISTANCE Meters	FIELD STRENGTHS LIMIT	
		μV/m	dB(μV)/m
30 ~ 88	3	100	40.0
88 ~ 216	3	150	43.5
216 ~ 960	3	200	46.0
960 ~ 1000	3	500	54.0
Above 1000	3	74.0 dB(μV)/m (Peak) 54.0 dB(μV)/m (Average)	

Remark : (1) Emission level dBμV = 20 log Emission level μV/m

- (2) The smaller limit shall apply at the cross point between two frequency bands.
- (3) Distance is the distance in meters between the measuring instrument, antenna and the closest point of any part of the device or system.

4.3.2. 15.205 Restricted bands of operation

MHz	MHz	MHz	GHz
0.090 - 0.110	16.42 - 16.423	399.9 - 410	4.5 - 5.15
¹ 0.495 - 0.505	16.69475 - 16.69525	608 - 614	5.35 - 5.46
2.1735 - 2.1905	16.80425 - 16.80475	960 - 1240	7.25 - 7.75
4.125 - 4.128	25.5 - 25.67	1300 - 1427	8.025 - 8.5
4.17725 - 4.17775	37.5 - 38.25	1435 - 1626.5	9.0 - 9.2
4.20725 - 4.20775	73 - 74.6	1645.5 - 1646.5	9.3 - 9.5
6.215 - 6.218	74.8 - 75.2	1660 - 1710	10.6 - 12.7
6.26775 - 6.26825	108 - 121.94	1718.8 - 1722.2	13.25 - 13.4
6.31175 - 6.31225	123 - 138	2200 - 2300	14.47 - 14.5
8.291 - 8.294	149.9 - 150.05	2310 - 2390	15.35 - 16.2
8.362 - 8.366	156.52475 - 156.52525	2483.5 - 2500	17.7 - 21.4
8.37625 - 8.38675	156.7 - 156.9	2690 - 2900	22.01 - 23.12
8.41425 - 8.41475	162.0125 - 167.17	3260 - 3267	23.6 - 24.0
12.29 - 12.293	167.72 - 173.2	3332 - 3339	31.2 - 31.8
12.51975 - 12.52025	240 - 285	3345.8 - 3358	36.43 - 36.5
12.57675 - 12.57725	322 - 335.4	3600 - 4400	(²)

All the emissions appearing within 15.205 restricted frequency bands shall not exceed the limits shown in 15.209, all the other emissions shall be at least 20dB below the fundamental emissions, or comply with 15.209 limits.

4.4.EUT Configuration on Test

The configurations of EUT are listed in Section 3.5.

4.5.Operating Condition of EUT

Same as Conducted Emission test that is listed in Section 3.6. except the test set up replaced by Section 4.2.

4.6.Test Procedure

EUT and its simulators are placed on a turn table, which is 0.8 meter high above ground. The turn table can rotate 360 degrees to determine the position of the maximum emission level. Power on the EUT and let it working in test mode, then test it. EUT is set 3 meters away from the receiving antenna, which is mounted on a antenna tower. The antenna can be moved up and down between 1 meter and 4 meters to find out the maximum emission level. Broadband antenna (calibrated bilog antenna) is used as receiving antenna. Both horizontal and vertical polarization of the antenna are set on test.

The EUT was tested in X.Y.Z three orientation and find the worst case result in the report

The bandwidth of the EMI test receiver (R&S ESVS10) is set at 120kHz for frequency range from 30MHz to 1000 MHz.

The bandwidth of the Spectrum's VBW is set at 3MHz and RBW is set at 1MHz for peak emissions measurement above 1GHz and 1MHz RBW, 10Hz VBW for average emissions measure above 1GHz

The frequency range from 30MHz to 10th harmonic (25GHz) are checked. and no any emissions were found from 18GHz to 25 GHz, So the radiated emissions from 18GHz to 25GHz were not record.

4.7.Radiated Emission Test Results

PASS.

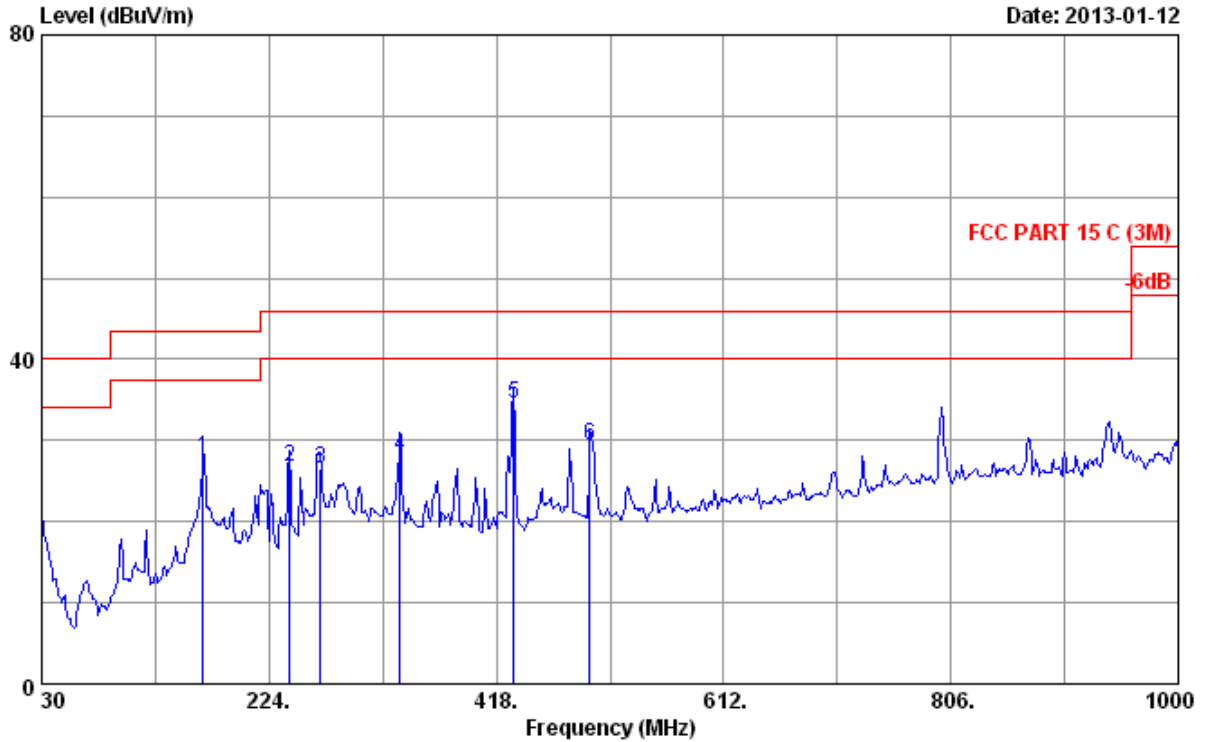
All the emissions from 30MHz to 25 GHz were comply with 15.209 limits.

Note: For emissions above 1GHz, if peak level comply with average limit, then the average level is deemed to comply with average limit.

Frequency: 30MHz~1GHz
SSR-00193-01 1.8dBi

Data: 1 File: E:\2012 Report Data\TP-LINK\ACS13Q0030.EM6 (2)

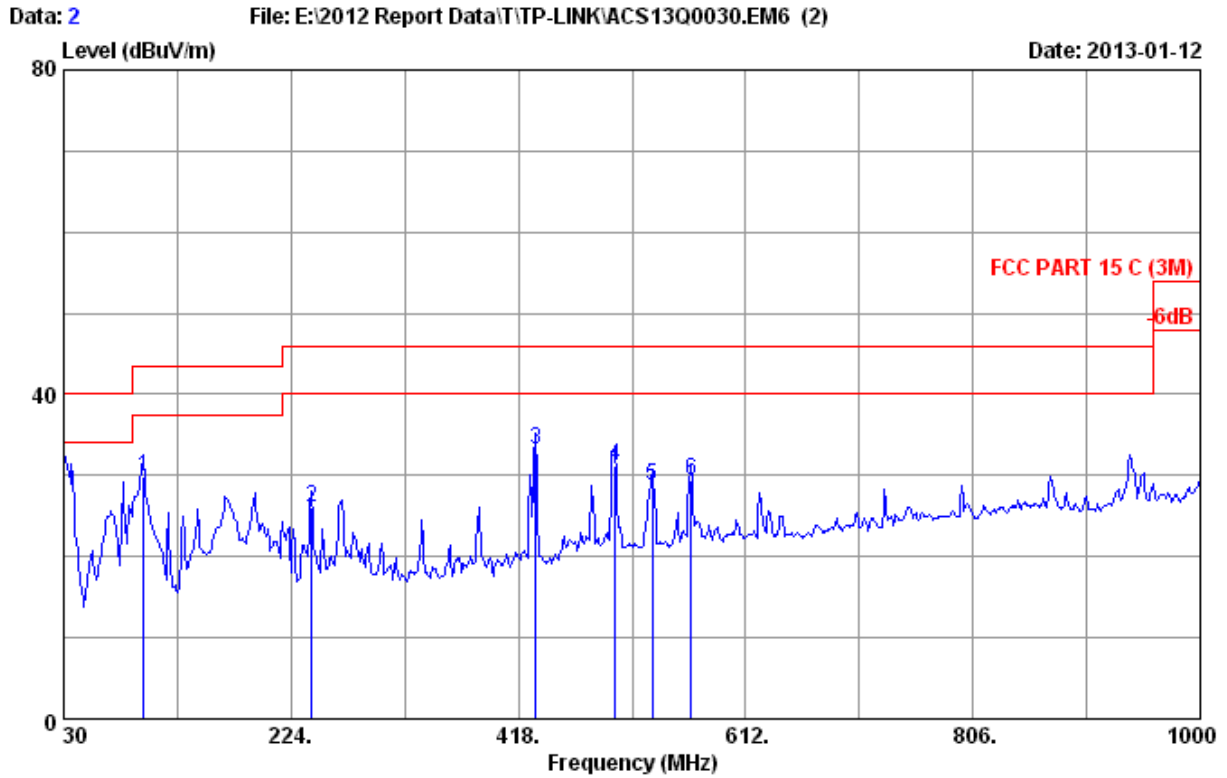
Date: 2013-01-12



Site no. : 3m Chamber Data no. : 1
 Dis. / Ant. : 3m 2012 CBL6111C 2598 Ant. pol. : HORIZONTAL
 Limit : FCC PART 15 C (3M)
 Env. / Ins. : 24°C/56% Engineer : Leo_Li
 EUT : 150Mbps Wireless N USB Module
 Power rating : DC 5V From PC Input AC 120V/60Hz
 Test Mode : Tx Mode
 M/N:PW-MN427_56I

No.	Freq. (MHz)	Ant. Factor (dB/m)	Cable Loss (dB)	Reading (dBuV)	Emission Level (dBuV/m)	Limits (dBuV/m)	Margin (dB)	Remark
1	167.740	9.90	1.00	16.87	27.77	43.50	15.73	QP
2	241.460	11.79	1.15	13.75	26.69	46.00	19.31	QP
3	267.650	13.47	1.21	11.90	26.58	46.00	19.42	QP
4	335.550	14.81	1.39	11.77	27.97	46.00	18.03	QP
5	432.550	17.58	1.64	15.39	34.61	46.00	11.39	QP
6	497.540	18.89	1.83	8.76	29.48	46.00	16.52	QP

Remarks: 1. Emission Level= Antenna Factor + Cable Loss + Reading.
 2. The emission levels that are 20dB below the official limit are not reported.



Site no. : 3m Chamber Data no. : 2
 Dis. / Ant. : 3m 2012 CBL6111C 2598 Ant. pol. : HORIZONTAL
 Limit : FCC PART 15 C (3M)
 Env. / Ins. : 24°C/56% Engineer : Leo_Li
 EUT : 150Mbps Wireless N USB Module
 Power rating : DC 5V From PC Input AC 120V/60Hz
 Test Mode : Tx Mode
 M/N:PW-MN427_56I

No.	Freq. (MHz)	Ant. Factor (dB/m)	Cable Loss (dB)	Reading (dBUV)	Emission Level (dBUV/m)	Limits (dBUV/m)	Margin (dB)	Remark
1	97.900	9.28	0.85	19.67	29.80	43.50	13.70	QP
2	241.460	11.79	1.15	13.20	26.14	46.00	19.86	QP
3	432.550	17.58	1.64	13.88	33.10	46.00	12.90	QP
4	500.450	19.09	1.83	10.36	31.28	46.00	14.72	QP
5	532.460	19.09	1.93	7.62	28.64	46.00	17.36	QP
6	565.440	19.91	2.01	7.52	29.44	46.00	16.56	QP

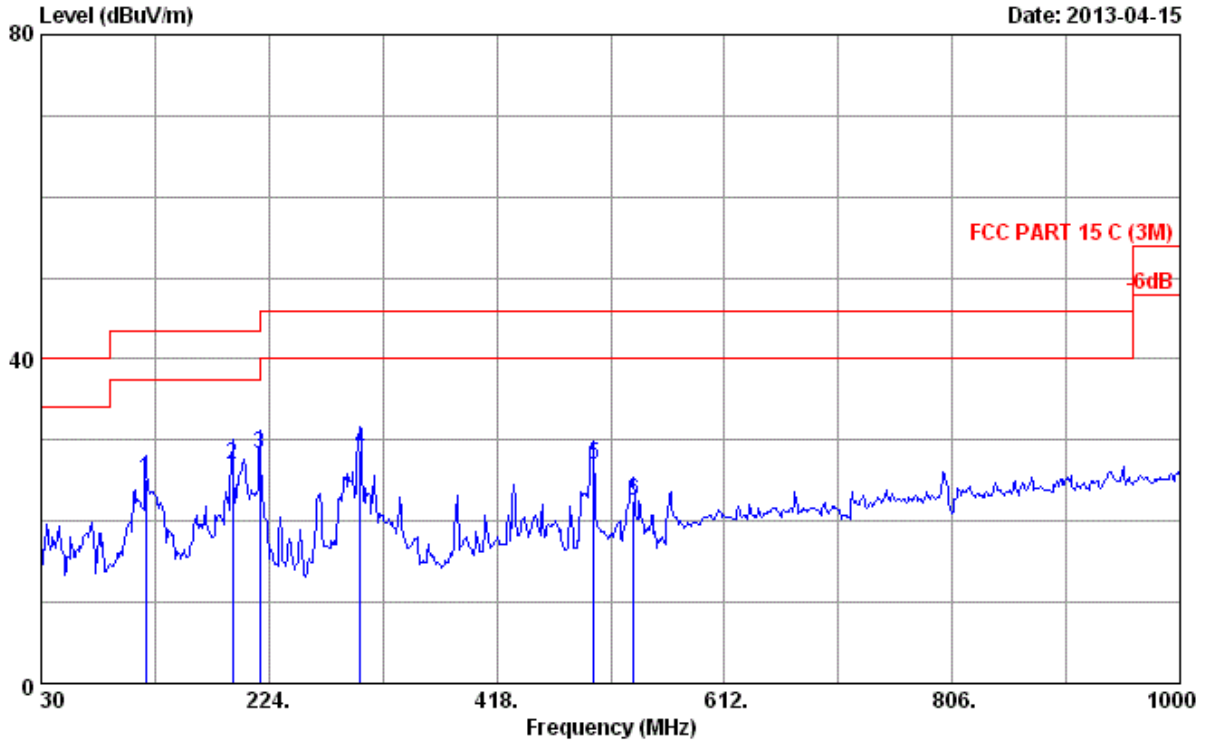
Remarks: 1. Emission Level= Antenna Factor + Cable Loss + Reading.
 2. The emission levels that are 20dB below the official limit are not reported.

EZY-W11-2 3.4dBi

Data: 2

File: E:\2013 Report Data\Proware\ACS13Q0578.EM6 (2)

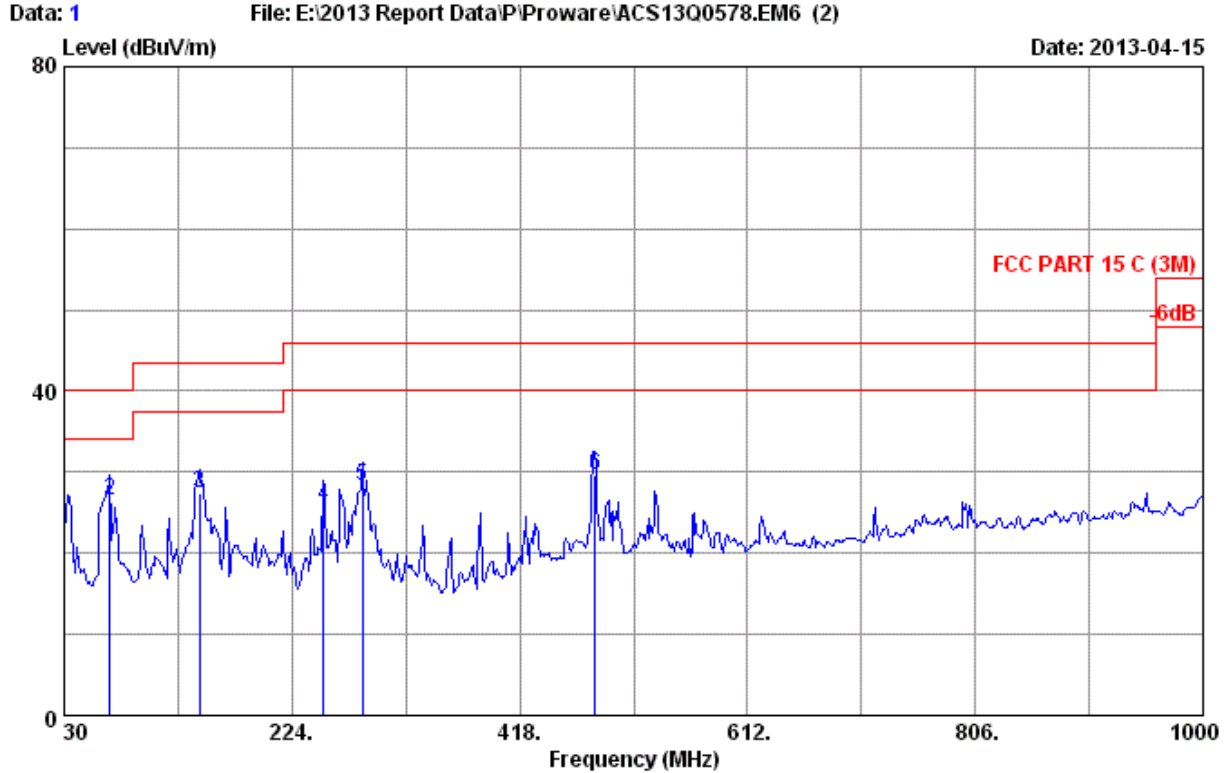
Date: 2013-04-15



Site no.	: 3m Chamber	Data no.	: 2
Dis. / Ant.	: 3m 9168-429	Ant. pol.	: HORIZONTAL
Limit	: FCC PART 15 C (3M)		
Env. / Ins.	: 24°C/65%	Engineer	: Leo_Li
EUT	: 150Mbps Wireless N USB Module		
Power rating	: DC 5V From PC Input AC 120V/60Hz		
Test Mode	: Tx Mode		
	M/N:PW-MN427_56I		

No.	Freq. (MHz)	Ant. Factor (dB/m)	Cable Loss (dB)	Reading (dBuV)	Emission Level (dBuV/m)	Limits (dBuV/m)	Margin (dB)	Remark
1	119.240	12.16	0.90	12.04	25.10	43.50	18.40	QP
2	192.960	10.30	1.04	15.68	27.02	43.50	16.48	QP
3	216.240	10.43	1.11	16.68	28.22	46.00	17.78	QP
4	301.600	12.84	1.29	14.55	28.68	46.00	17.32	QP
5	500.450	16.52	1.83	8.52	26.87	46.00	19.13	QP
6	534.400	17.12	1.93	3.41	22.46	46.00	23.54	QP

Remarks: 1. Emission Level= Antenna Factor + Cable Loss + Reading.
2. The emission levels that are 20dB below the official limit are not reported.



Site no. : 3m Chamber Data no. : 1
 Dis. / Ant. : 3m 9168-429 Ant. pol. : VERTICAL
 Limit : FCC PART 15 C (3M)
 Env. / Ins. : 24°C/65% Engineer : Leo_Li
 EUT : 150Mbps Wireless N USB Module
 Power rating : DC 5V From PC Input AC 120V/60Hz
 Test Mode : Tx Mode
 M/N:PW-MN427_56I

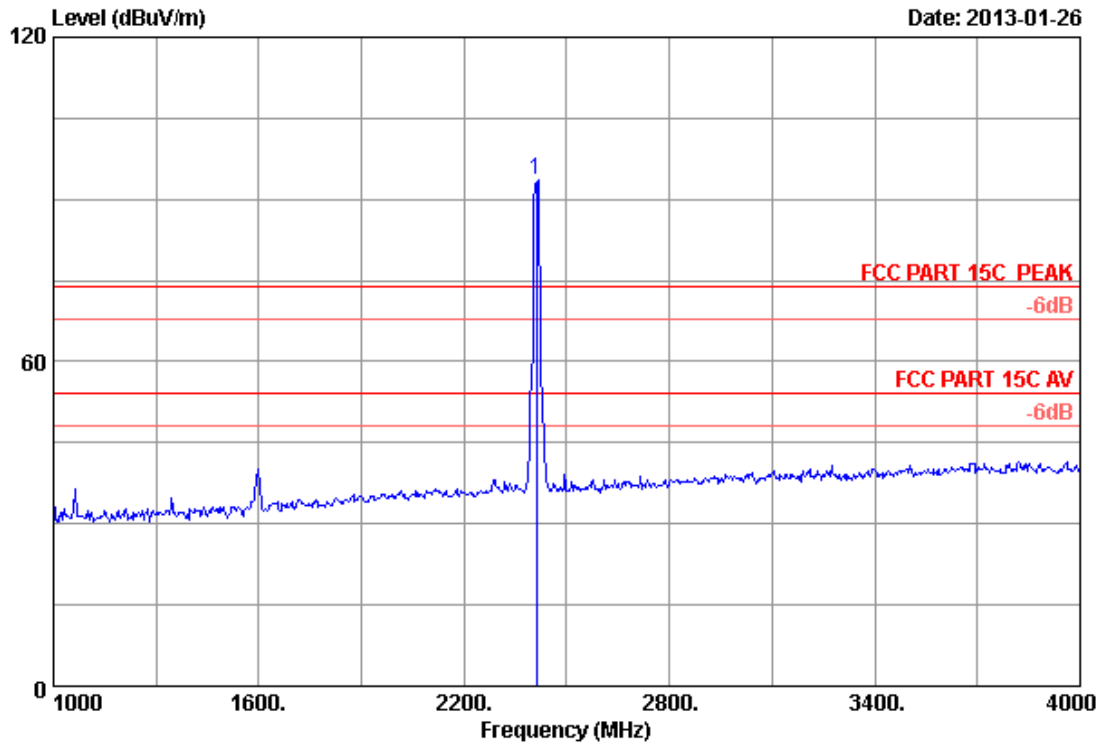
No.	Freq. (MHz)	Ant. Factor (dB/m)	Cable Loss (dB)	Reading (dBuV)	Emission Level (dBuV/m)	Limits (dBuV/m)	Margin (dB)	Remark
1	30.000	13.22	0.45	10.75	24.42	40.00	15.58	QP
2	68.800	11.05	0.69	14.84	26.58	40.00	13.42	QP
3	145.430	13.86	0.94	12.57	27.37	43.50	16.13	QP
4	251.160	11.59	1.18	13.18	25.95	46.00	20.05	QP
5	284.140	12.46	1.24	14.58	28.28	46.00	17.72	QP
6	482.020	16.29	1.79	11.51	29.59	46.00	16.41	QP

Remarks: 1. Emission Level= Antenna Factor + Cable Loss + Reading.
 2. The emission levels that are 20dB below the official limit are not reported.

Frequency: 1GHz~18GHz
SSR-00193-01 1.8dBi

Data: 1 File: G:\2013 report\PI\Proware\ACS13Q0030.EM6 (104)

Date: 2013-01-26



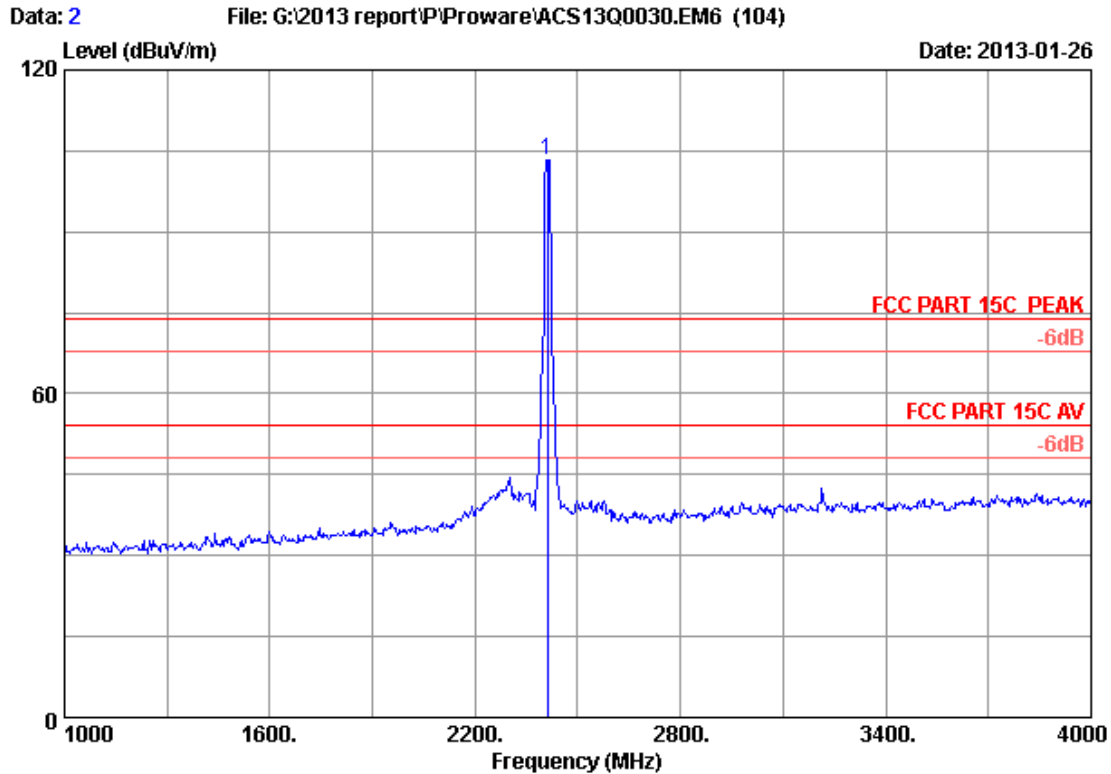
```

Site no.       : 3m Chamber           Data no.    : 1
Dis. / Ant.   : 3m 2011 3115 4580    Ant. pol.   : VERTICAL
Limit        : FCC PART 15C PEAK
Env. / Ins.   : 24.2*C/56%           Engineer    : Leo-Li
EUT          : 150Mbps Wireless N USB Module
Power supply  : DC 5V From PC Input AC 120V/60Hz
Test mode    : IEEE802.11b CH1 2412MHz Tx
M/N         : PW-MN427_56I
    
```

	Freq. (MHz)	Ant. Factor (dB/m)	Cable loss (dB)	Amp. Factor (dB)	Reading (dBUV)	Emission Level (dBUV/m)	Limits (dBUV/m)	Margin (dB)	Remark
1	2412.000	27.98	6.03	34.44	94.15	93.72	74.00	-19.72	Peak

Remarks:

1. Emission Level= Antenna Factor + Cable Loss -Amp Factor + Reading.
2. The emission levels that are 20dB below the official limit are not reported.



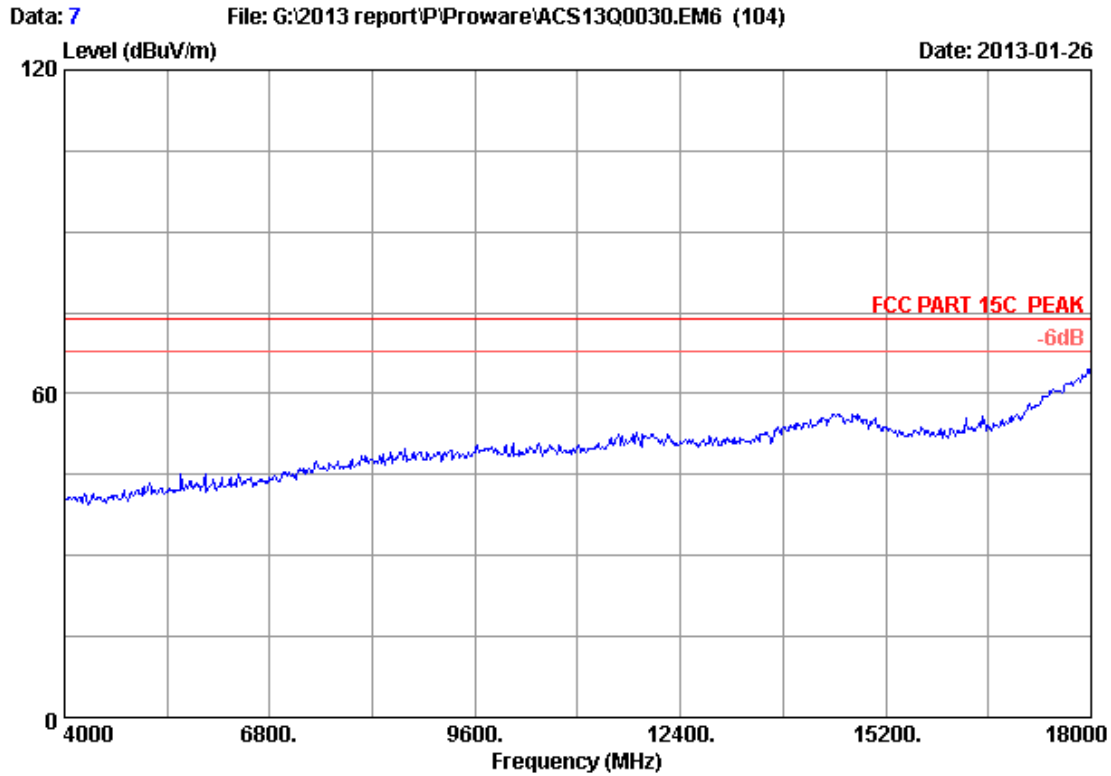
```

Site no.      : 3m Chamber           Data no.   : 2
Dis. / Ant.  : 3m 2011 3115 4580    Ant. pol.  : HORIZONTAL
Limit        : FCC PART 15C PEAK
Env. / Ins.  : 24.2*C/56%           Engineer   : Leo-Li
EUT          : 150Mbps Wireless N USB Module
Power supply : DC 5V From PC Input AC 120V/60Hz
Test mode    : IEEE802.11b CH1 2412MHz Tx
M/N         : PW-MN427_56I
    
```

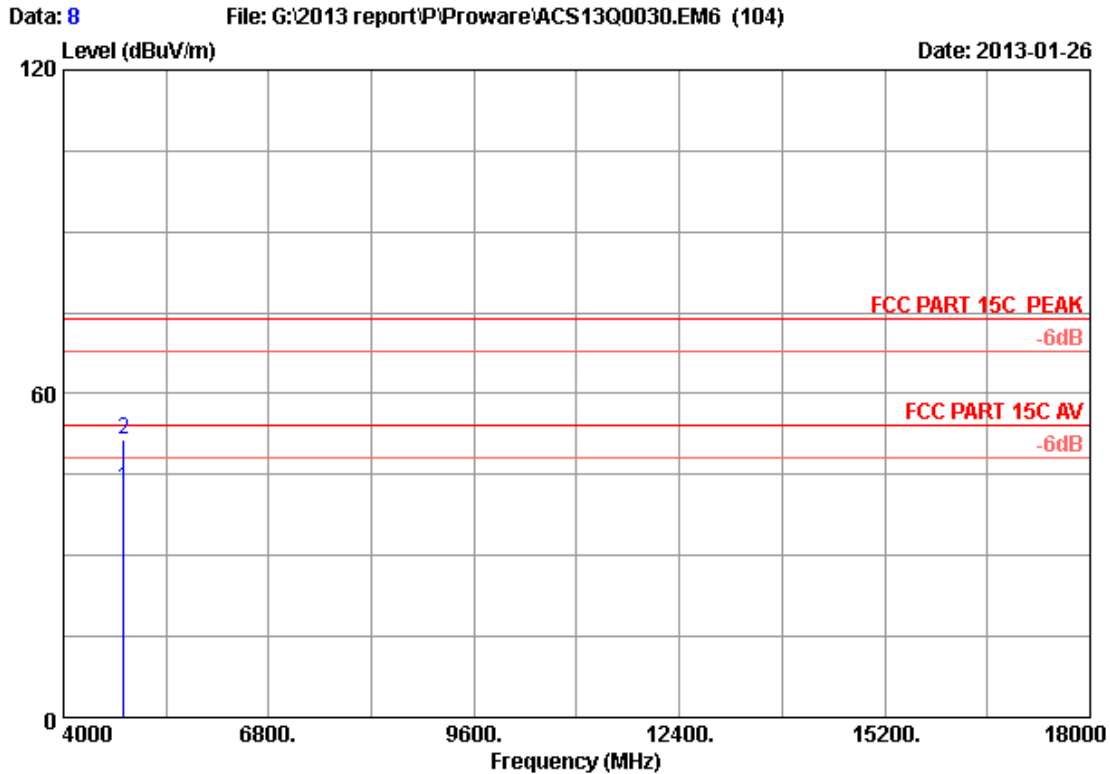
	Ant. Factor (dB/m)	Cable loss (dB)	Amp. Factor (dB)	Reading (dBuV)	Emission Level (dBuV/m)	Limits (dBuV/m)	Margin (dB)	Remark
1	27.98	6.03	34.44	103.84	103.41	74.00	-29.41	Peak

Remarks:

1. Emission Level= Antenna Factor + Cable Loss -Amp Factor + Reading.
2. The emission levels that are 20dB below the official limit are not reported.



Site no. : 3m Chamber Data no. : 7
Dis. / Ant. : 3m 2011 3115 4580 Ant. pol. : VERTICAL
Limit : FCC PART 15C PEAK
Env. / Ins. : 24.2°C/56% Engineer : Leo-Li
EUT : 150Mbps Wireless N USB Module
Power supply : DC 5V From PC Input AC 120V/60Hz
Test mode : IEEE802.11b CH1 2412MHz Tx
M/N : PW-MN427_56I
:

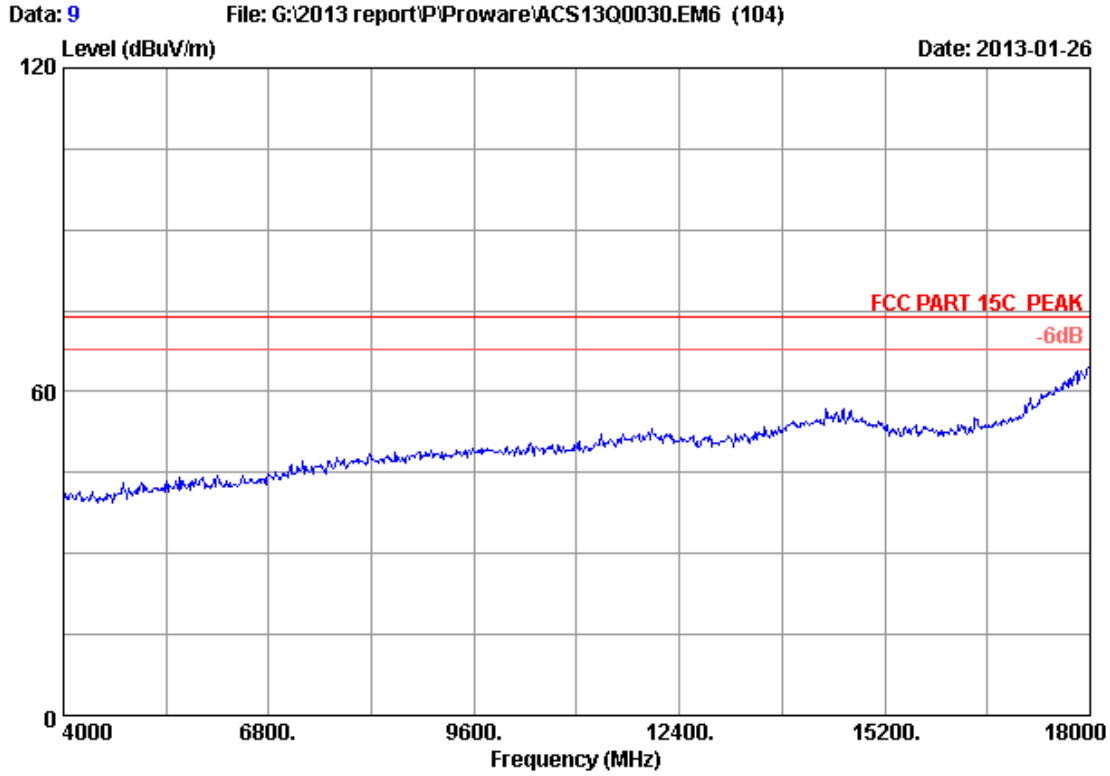


Site no. : 3m Chamber Data no. : 8
 Dis. / Ant. : 3m 2011 3115 4580 Ant. pol. : VERTICAL
 Limit : FCC PART 15C PEAK
 Env. / Ins. : 24.2°C/56% Engineer : Leo-Li
 EUT : 150Mbps Wireless N USB Module
 Power supply : DC 5V From PC Input AC 120V/60Hz
 Test mode : IEEE802.11b CH1 2412MHz Tx
 M/N : PW-MN427_56I
 :

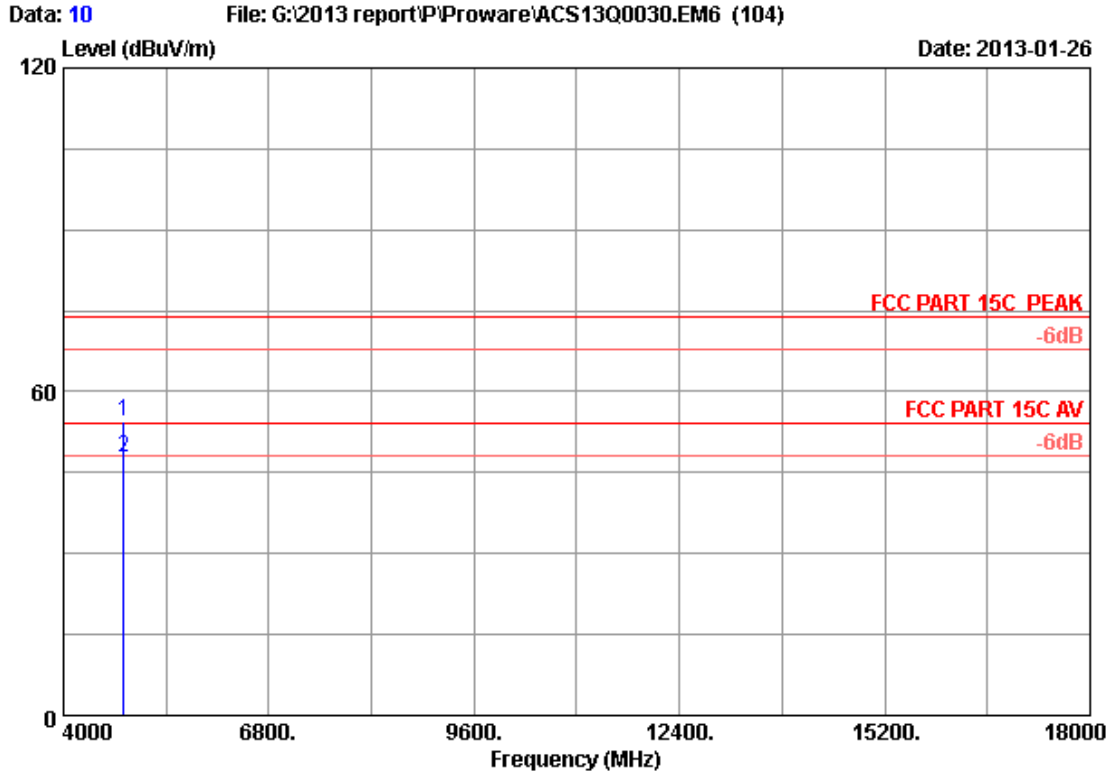
	Ant. Factor (dB/m)	Cable loss (dB)	Amp. Factor (dB)	Reading (dBuV)	Emission Level (dBuV/m)	Limits (dBuV/m)	Margin (dB)	Remark
1	32.89	8.53	34.60	35.54	42.36	54.00	11.64	Average
2	32.89	8.53	34.60	44.78	51.60	74.00	22.40	Peak

Remarks:

1. Emission Level= Antenna Factor + Cable Loss -Amp Factor + Reading.
2. The emission levels that are 20dB below the official limit are not reported.



Site no. : 3m Chamber Data no. : 9
Dis. / Ant. : 3m 2011 3115 4580 Ant. pol. : HORIZONTAL
Limit : FCC PART 15C PEAK
Env. / Ins. : 24.2°C/56% Engineer : Leo-Li
EUT : 150Mbps Wireless N USB Module
Power supply : DC 5V From PC Input AC 120V/60Hz
Test mode : IEEE802.11b CH1 2412MHz Tx
M/N : PW-MN427_56I
:



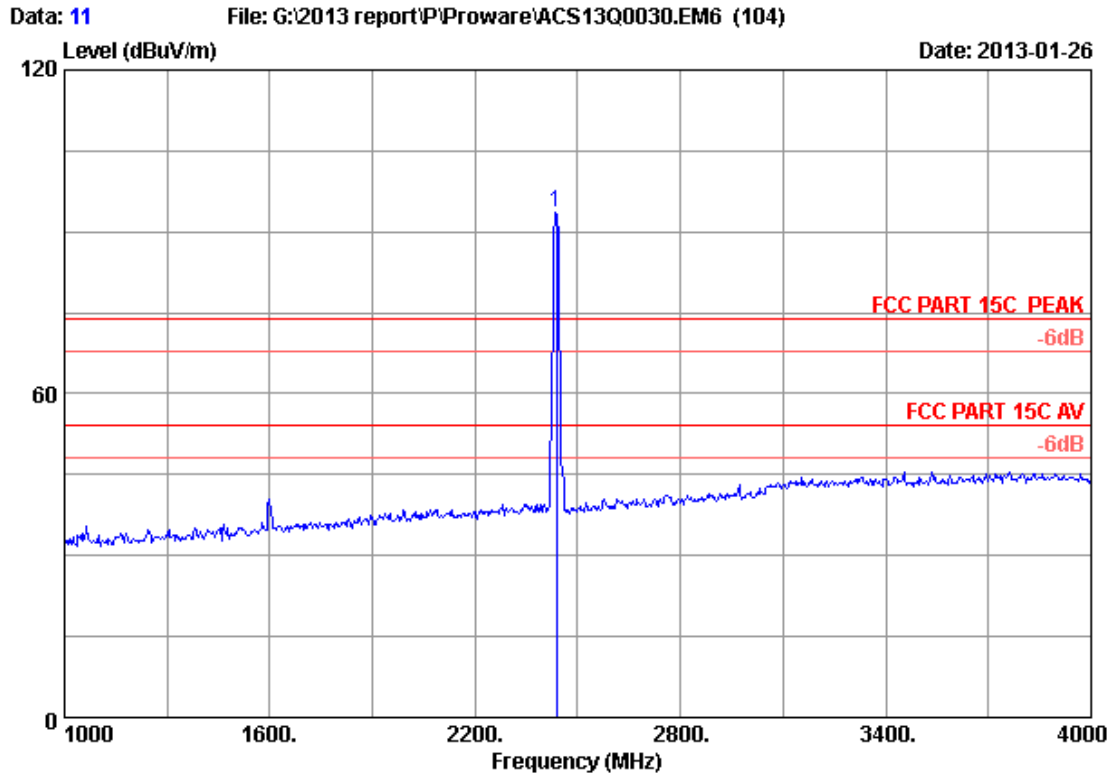
```

Site no.      : 3m Chamber           Data no.   : 10
Dis. / Ant.  : 3m 2011 3115 4580     Ant. pol.  : HORIZONTAL
Limit        : FCC PART 15C PEAK
Env. / Ins.  : 24.2*C/56%           Engineer   : Leo-Li
EUT          : 150Mbps Wireless N USB Module
Power supply : DC 5V From PC Input AC 120V/60Hz
Test mode    : IEEE802.11b CH1 2412MHz Tx
M/N          : PW-MN427_56I
    
```

	Freq. (MHz)	Ant. Factor (dB/m)	Cable loss (dB)	Amp. Factor (dB)	Reading (dBuV)	Emission Level (dBuV/m)	Limits (dBuV/m)	Margin (dB)	Remark
1	4824.000	32.89	8.53	34.60	47.54	54.36	74.00	19.64	Peak
2	4824.000	32.89	8.53	34.60	41.07	47.89	54.00	6.11	Average

Remarks:

1. Emission Level= Antenna Factor + Cable Loss -Amp Factor + Reading.
2. The emission levels that are 20dB below the official limit are not reported.



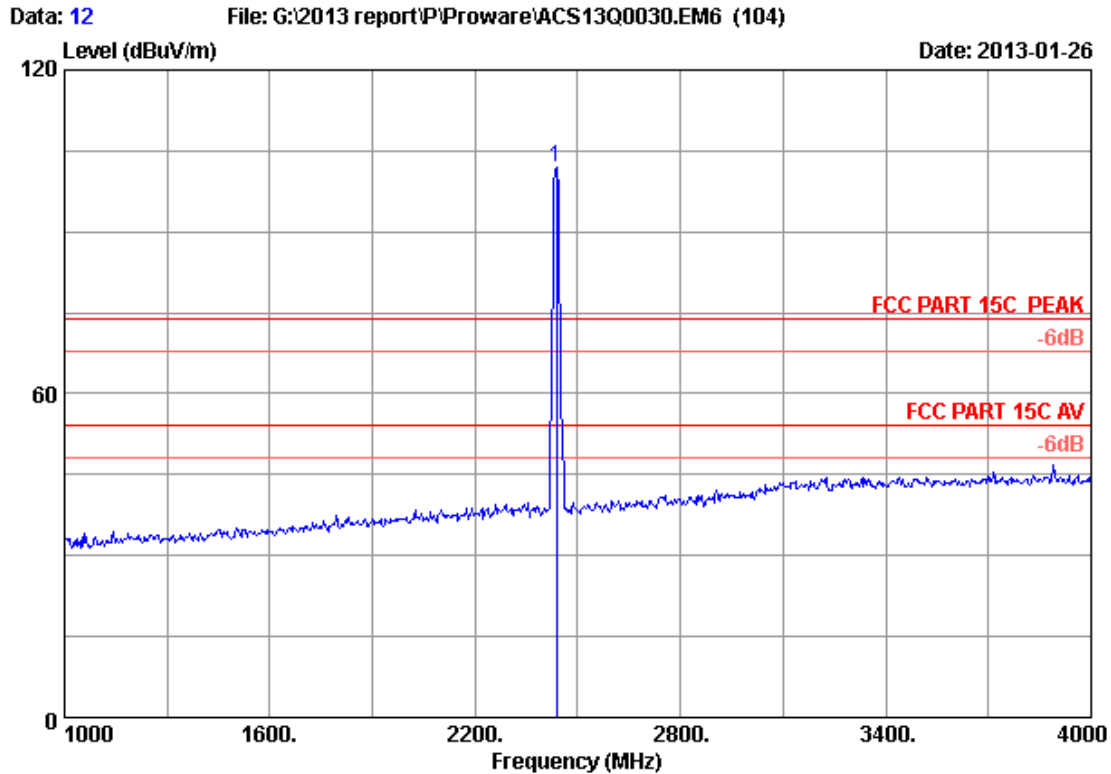
```

Site no.      : 3m Chamber           Data no.   : 11
Dis. / Ant.  : 3m 2011 3115 4580    Ant. pol.  : VERTICAL
Limit        : FCC PART 15C PEAK
Env. / Ins.  : 24.2*C/56%           Engineer   : Leo-Li
EUT          : 150Mbps Wireless N USB Module
Power supply : DC 5V From PC Input AC 120V/60Hz
Test mode    : IEEE802.11b CH6 2437MHz Tx
M/N         : PW-MN427_56I
:
  
```

	Ant. Factor (dB/m)	Cable loss (dB)	Amp. Factor (dB)	Emission Reading (dBuV)	Emission Level (dBuV/m)	Limits (dBuV/m)	Margin (dB)	Remark
1	28.03	6.06	34.44	93.97	93.62	74.00	-19.62	Peak

Remarks:

1. Emission Level= Antenna Factor + Cable Loss -Amp Factor + Reading.
2. The emission levels that are 20dB below the official limit are not reported.



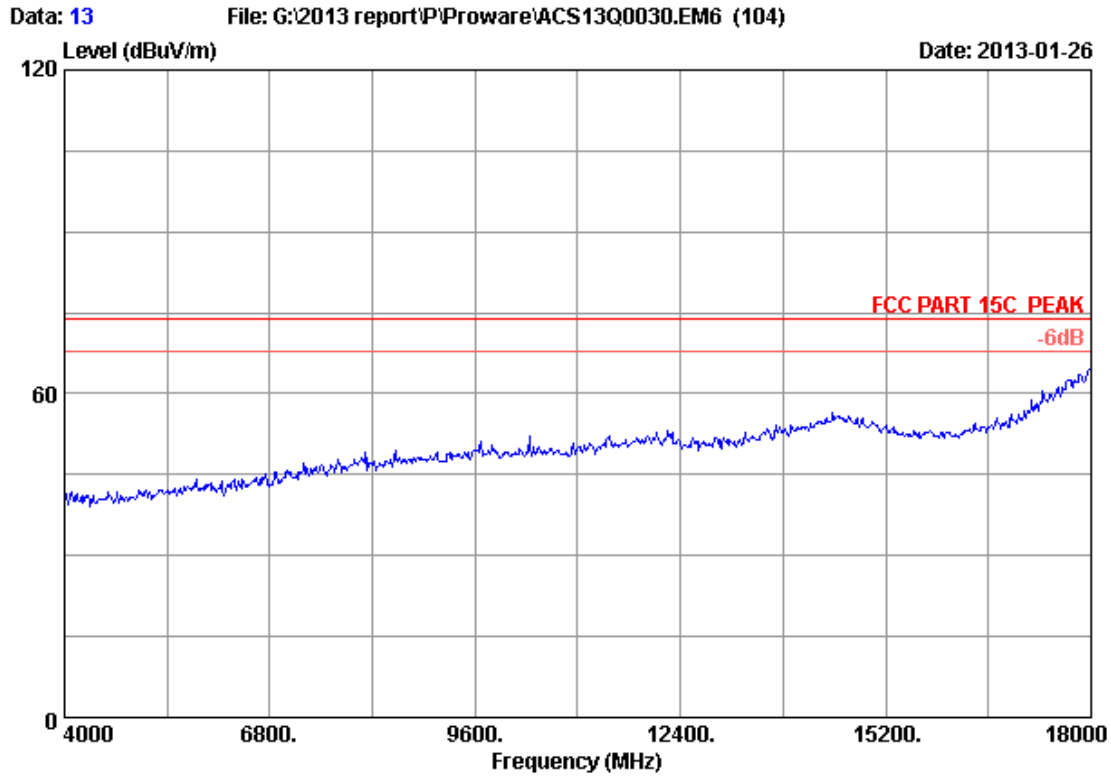
```

Site no.      : 3m Chamber           Data no.   : 12
Dis. / Ant.  : 3m 2011 3115 4580     Ant. pol.  : HORIZONTAL
Limit        : FCC PART 15C PEAK
Env. / Ins.  : 24.2*C/56%           Engineer   : Leo-Li
EUT          : 150Mbps Wireless N USB Module
Power supply : DC 5V From PC Input AC 120V/60Hz
Test mode    : IEEE802.11b CH6 2437MHz Tx
M/N         : PW-MN427_56I
    
```

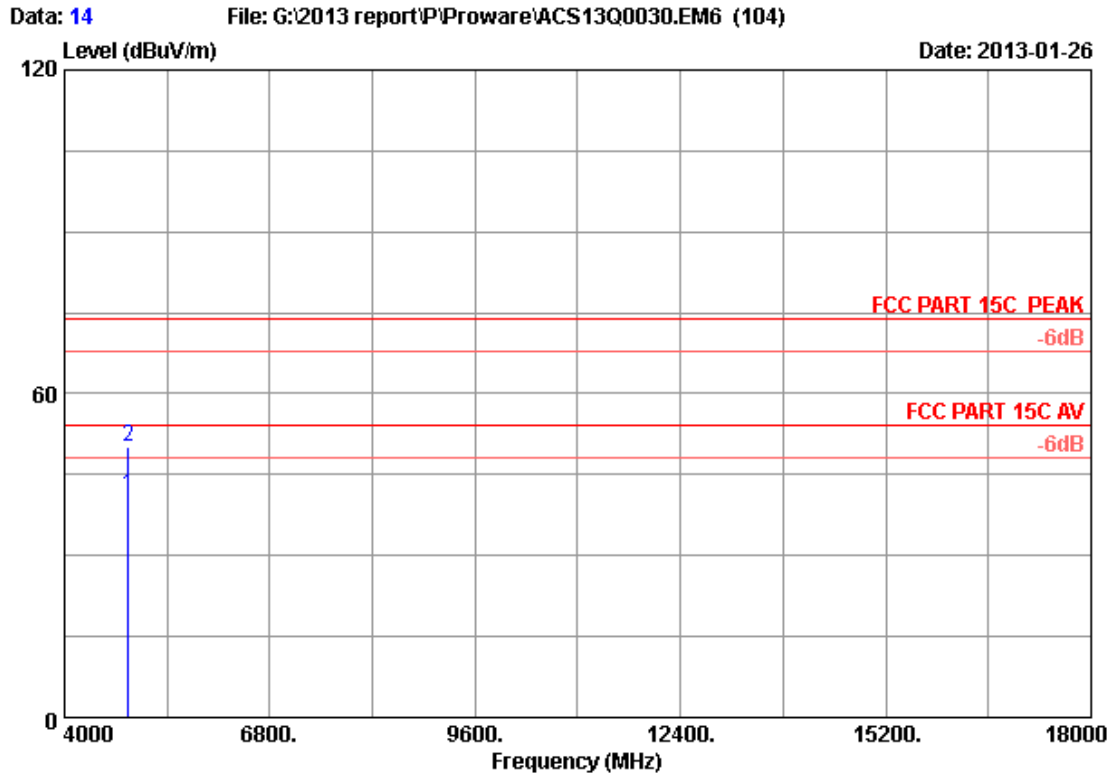
	Ant. Factor (dB/m)	Cable loss (dB)	Amp. Factor (dB)	Reading (dBuV)	Emission Level (dBuV/m)	Limits (dBuV/m)	Margin (dB)	Remark
1	28.03	6.06	34.44	102.38	102.03	74.00	-28.03	Peak

Remarks:

1. Emission Level= Antenna Factor + Cable Loss -Amp Factor + Reading.
2. The emission levels that are 20dB below the official limit are not reported.



Site no. : 3m Chamber Data no. : 13
Dis. / Ant. : 3m 2011 3115 4580 Ant. pol. : VERTICAL
Limit : FCC PART 15C PEAK
Env. / Ins. : 24.2°C/56% Engineer : Leo-Li
EUT : 150Mbps Wireless N USB Module
Power supply : DC 5V From PC Input AC 120V/60Hz
Test mode : IEEE802.11b CH6 2437MHz Tx
M/N : PW-MN427_56I
:



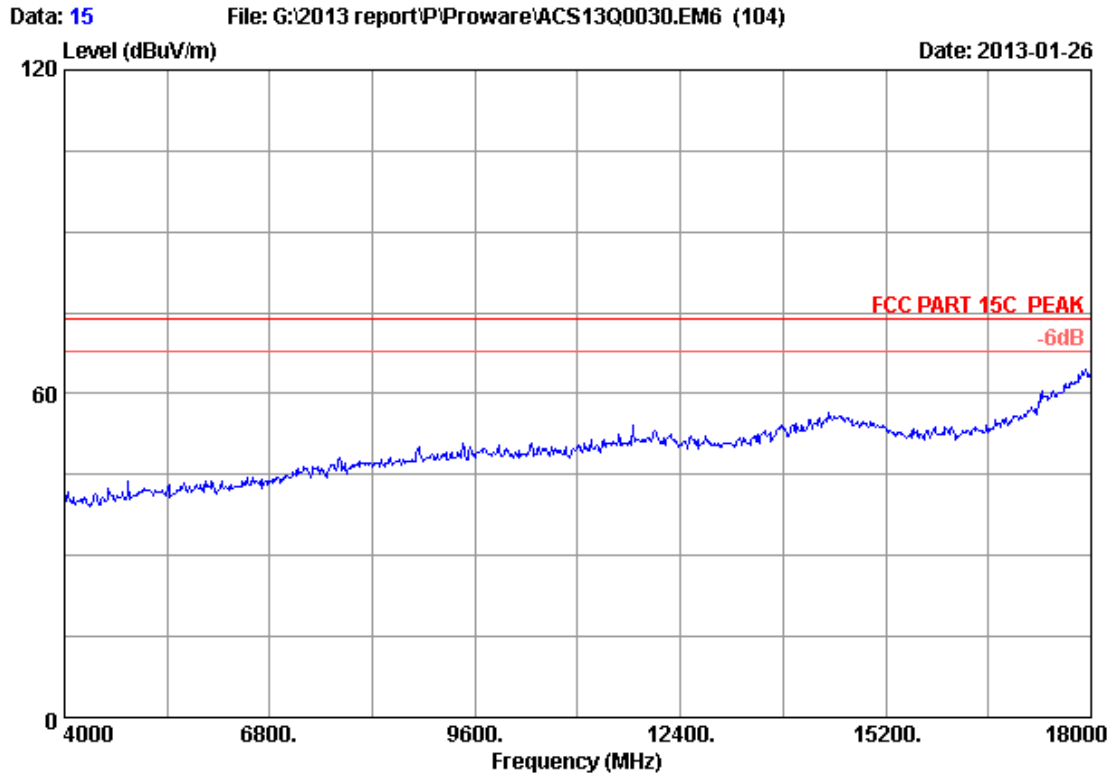
```

Site no.      : 3m Chamber           Data no.   : 14
Dis. / Ant.   : 3m 2011 3115 4580    Ant. pol.  : VERTICAL
Limit        : FCC PART 15C PEAK
Env. / Ins.   : 24.2*C/56%           Engineer   : Leo-Li
EUT          : 150Mbps Wireless N USB Module
Power supply  : DC 5V From PC Input AC 120V/60Hz
Test mode    : IEEE802.11b CH6 2437MHz Tx
M/N          : PW-MN427_56I
    
```

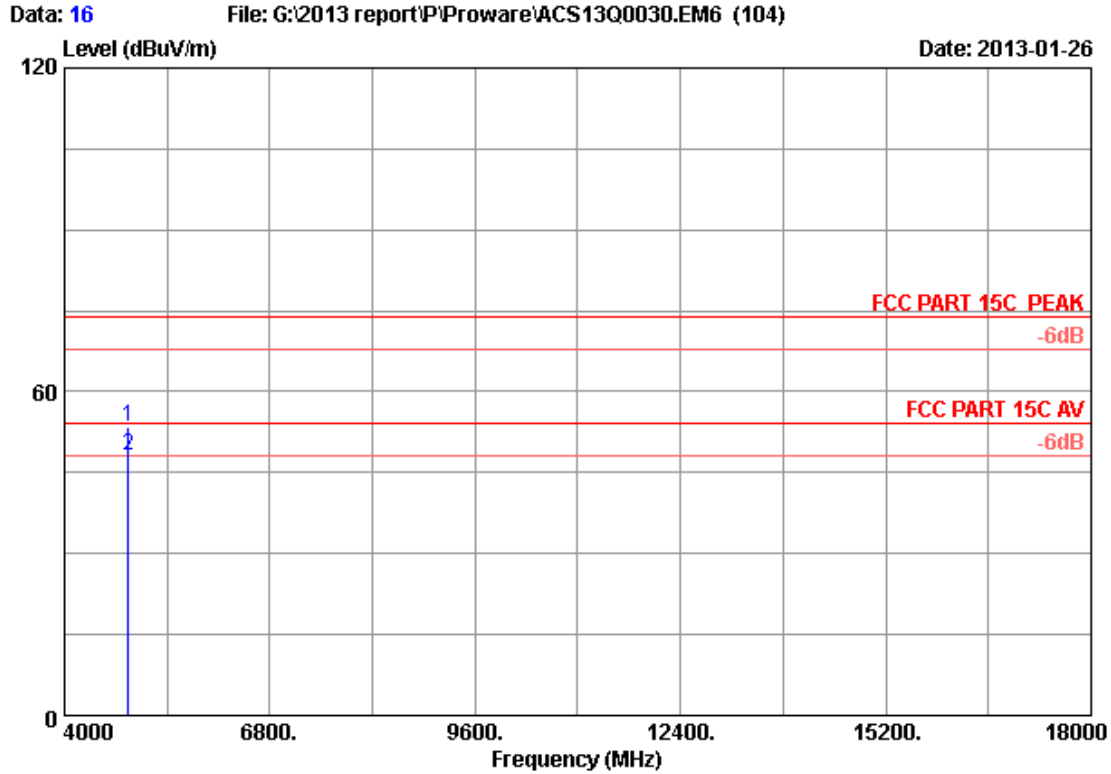
	Freq. (MHz)	Ant. Factor (dB/m)	Cable loss (dB)	Amp. Factor (dB)	Reading (dBuV)	Emission Level (dBuV/m)	Limits (dBuV/m)	Margin (dB)	Remark
1	4874.000	32.98	8.58	34.60	34.02	40.98	54.00	13.02	Average
2	4874.000	32.98	8.58	34.60	43.30	50.26	74.00	23.74	Peak

Remarks:

1. Emission Level= Antenna Factor + Cable Loss -Amp Factor + Reading.
2. The emission levels that are 20dB below the official limit are not reported.



Site no. : 3m Chamber Data no. : 15
Dis. / Ant. : 3m 2011 3115 4580 Ant. pol. : HORIZONTAL
Limit : FCC PART 15C PEAK
Env. / Ins. : 24.2°C/56% Engineer : Leo-Li
EUT : 150Mbps Wireless N USB Module
Power supply : DC 5V From PC Input AC 120V/60Hz
Test mode : IEEE802.11b CH6 2437MHz Tx
M/N : PW-MN427_56I
:



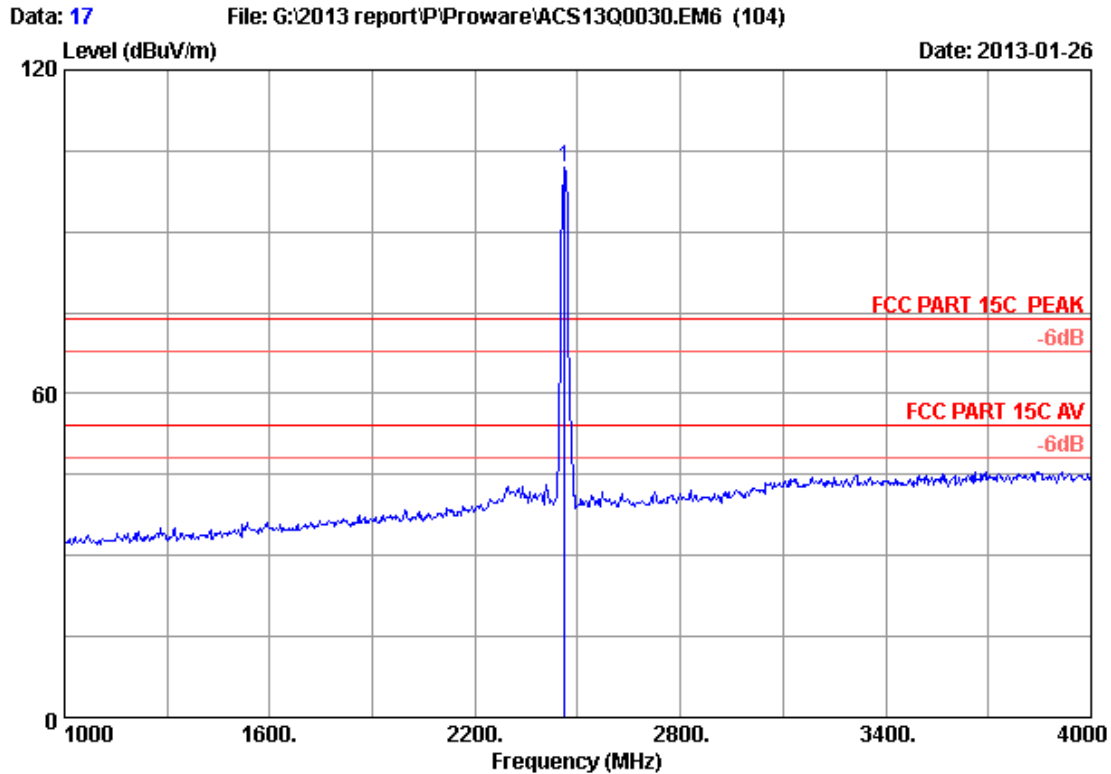
```

Site no.      : 3m Chamber           Data no.   : 16
Dis. / Ant.  : 3m 2011 3115 4580    Ant. pol.  : HORIZONTAL
Limit       : FCC PART 15C PEAK
Env. / Ins.  : 24.2*C/56%           Engineer   : Leo-Li
EUT         : 150Mbps Wireless N USB Module
Power supply : DC 5V From PC Input AC 120V/60Hz
Test mode    : IEEE802.11b CH6 2437MHz Tx
M/N         : PW-MN427_56I
    
```

	Ant.	Cable	Amp.	Emission					
Freq.	Factor	loss	Factor	Reading	Level	Limits	Margin	Remark	
(MHz)	(dB/m)	(dB)	(dB)	(dBuV)	(dBuV/m)	(dBuV/m)	(dB)		
1 4874.000	32.98	8.58	34.60	46.44	53.40	74.00	20.60	Peak	
2 4874.000	32.98	8.58	34.60	41.09	48.05	54.00	5.95	Average	

Remarks:

1. Emission Level= Antenna Factor + Cable Loss -Amp Factor + Reading.
2. The emission levels that are 20dB below the official limit are not reported.



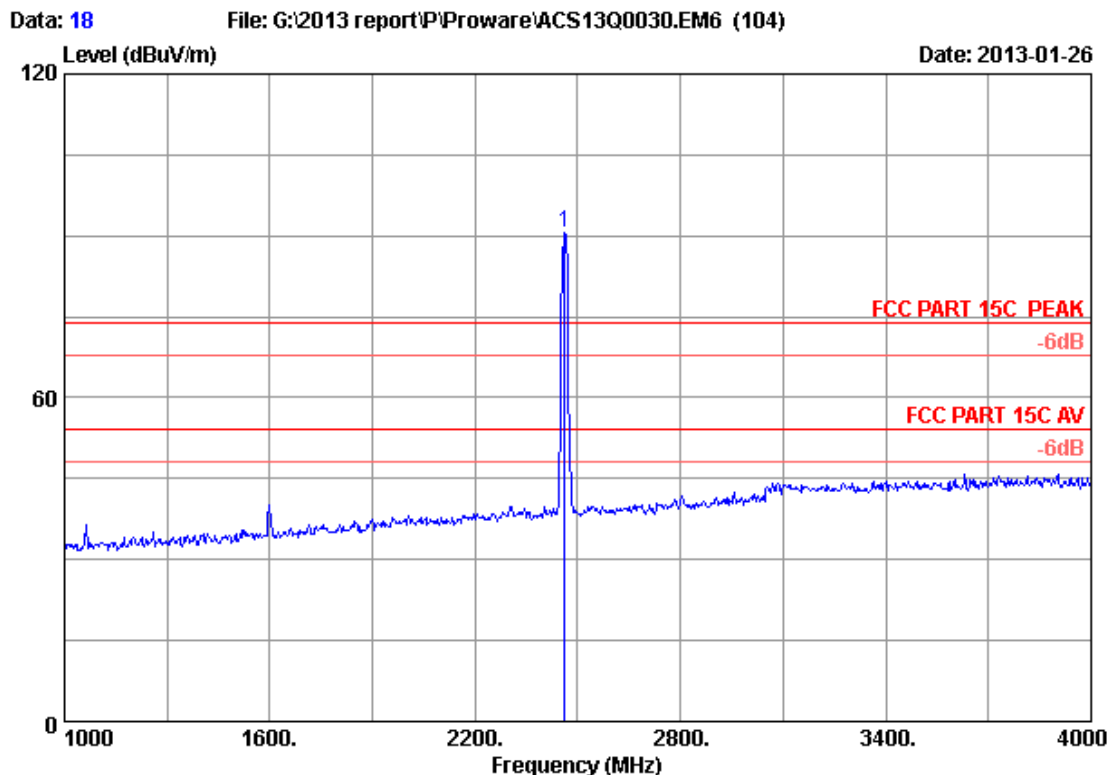
```

Site no.      : 3m Chamber           Data no.   : 17
Dis. / Ant.  : 3m 2011 3115 4580    Ant. pol.  : HORIZONTAL
Limit       : FCC PART 15C PEAK
Env. / Ins.  : 24.2*C/56%           Engineer   : Leo-Li
EUT        : 150Mbps Wireless N USB Module
Power supply : DC 5V From PC Input AC 120V/60Hz
Test mode   : IEEE802.11b CH11 2462MHz Tx
M/N        : PW-MN427_56I
    
```

	Ant. Factor (dB/m)	Cable loss (dB)	Amp. Factor (dB)	Reading (dBuV)	Emission Level (dBuV/m)	Limits (dBuV/m)	Margin (dB)	Remark
1	28.05	6.12	34.44	102.23	101.96	74.00	-27.96	Peak

Remarks:

1. Emission Level= Antenna Factor + Cable Loss -Amp Factor + Reading.
2. The emission levels that are 20dB below the official limit are not reported.



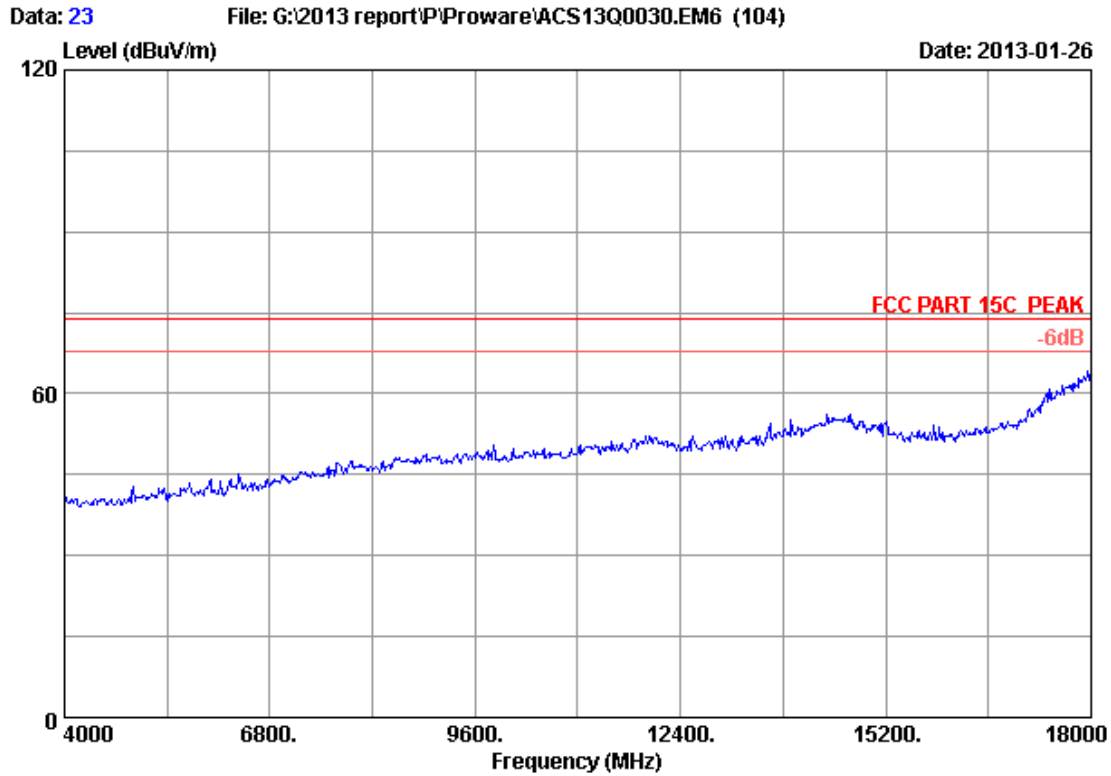
```

Site no.      : 3m Chamber           Data no.   : 18
Dis. / Ant.  : 3m 2011 3115 4580    Ant. pol.  : VERTICAL
Limit        : FCC PART 15C PEAK
Env. / Ins.  : 24.2*C/56%           Engineer   : Leo-Li
EUT          : 150Mbps Wireless N USB Module
Power supply : DC 5V From PC Input AC 120V/60Hz
Test mode    : IEEE802.11b CH11 2462MHz Tx
M/N          : PW-MN427_56I
    
```

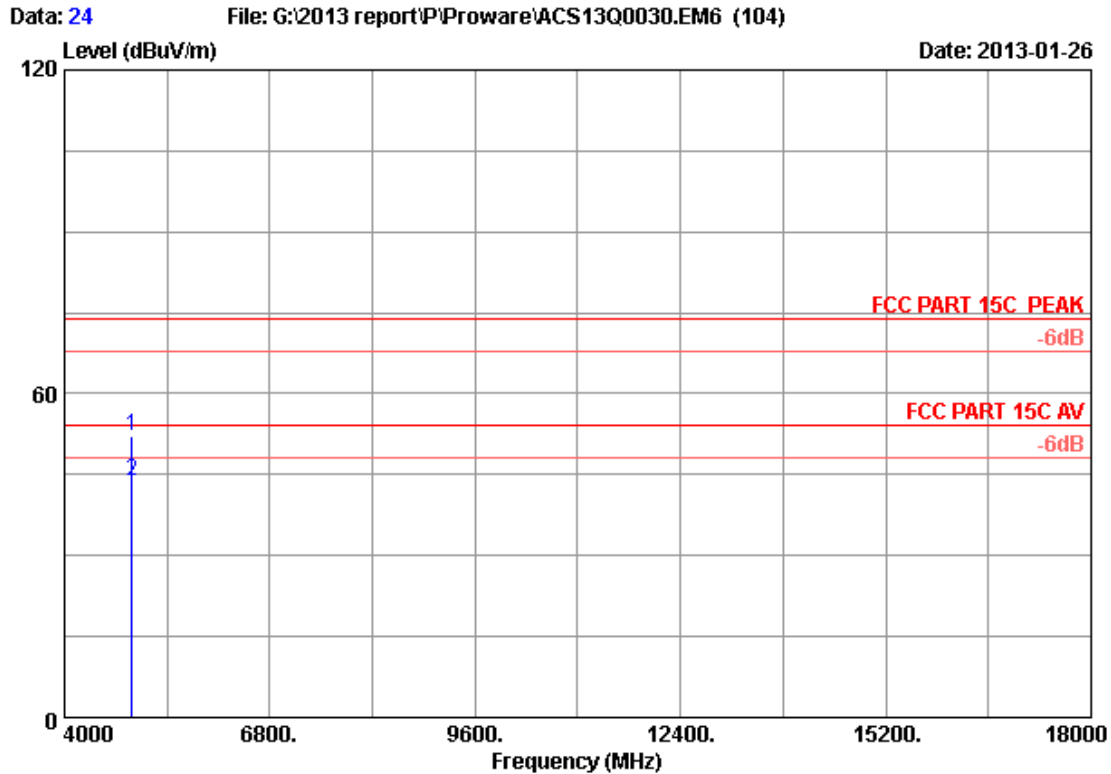
	Ant. Factor (dB/m)	Cable loss (dB)	Amp. Factor (dB)	Reading (dBuV)	Emission Level (dBuV/m)	Limits (dBuV/m)	Margin (dB)	Remark
1	28.05	6.12	34.44	90.93	90.66	74.00	-16.66	Peak

Remarks:

1. Emission Level= Antenna Factor + Cable Loss -Amp Factor + Reading.
2. The emission levels that are 20dB below the official limit are not reported.



Site no. : 3m Chamber Data no. : 23
Dis. / Ant. : 3m 2011 3115 4580 Ant. pol. : HORIZONTAL
Limit : FCC PART 15C PEAK
Env. / Ins. : 24.2°C/56% Engineer : Leo-Li
EUT : 150Mbps Wireless N USB Module
Power supply : DC 5V From PC Input AC 120V/60Hz
Test mode : IEEE802.11b CH11 2462MHz Tx
M/N : PW-MN427_56I
:



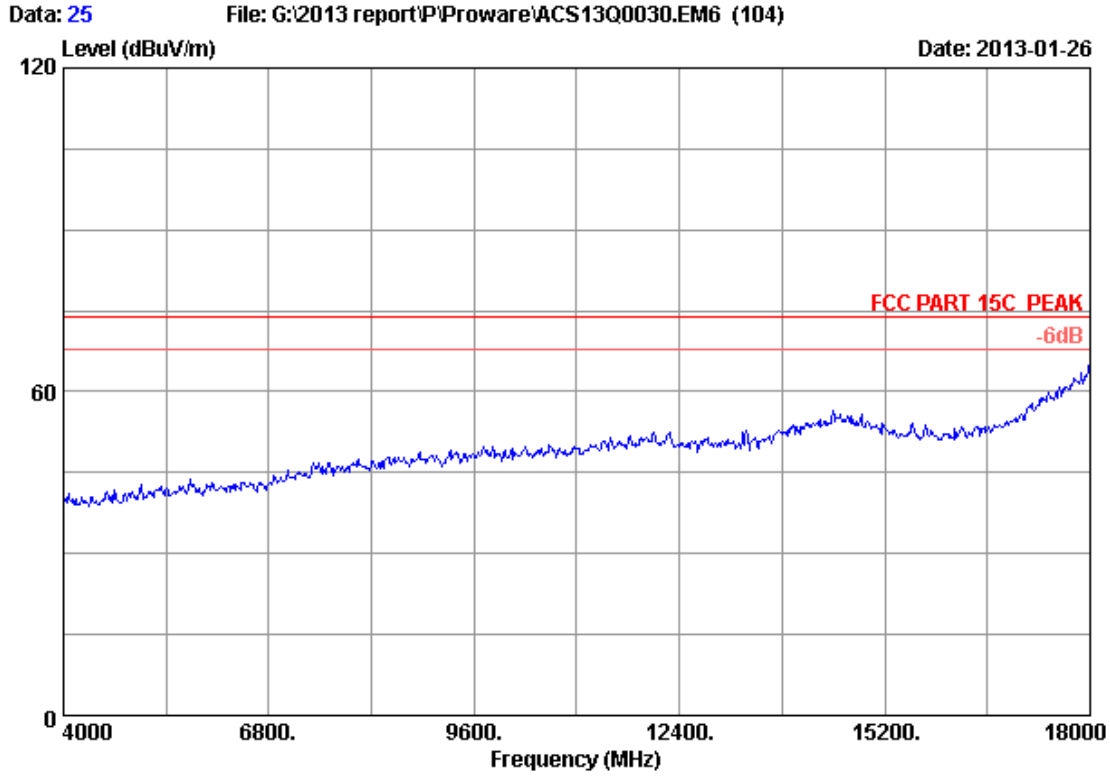
```

Site no.      : 3m Chamber           Data no.   : 24
Dis. / Ant.  : 3m 2011 3115 4580    Ant. pol.  : HORIZONTAL
Limit        : FCC PART 15C PEAK
Env. / Ins.  : 24.2*C/56%           Engineer   : Leo-Li
EUT          : 150Mbps Wireless N USB Module
Power supply : DC 5V From PC Input AC 120V/60Hz
Test mode    : IEEE802.11b CH11 2462MHz Tx
M/N          : PW-MN427_56I
    
```

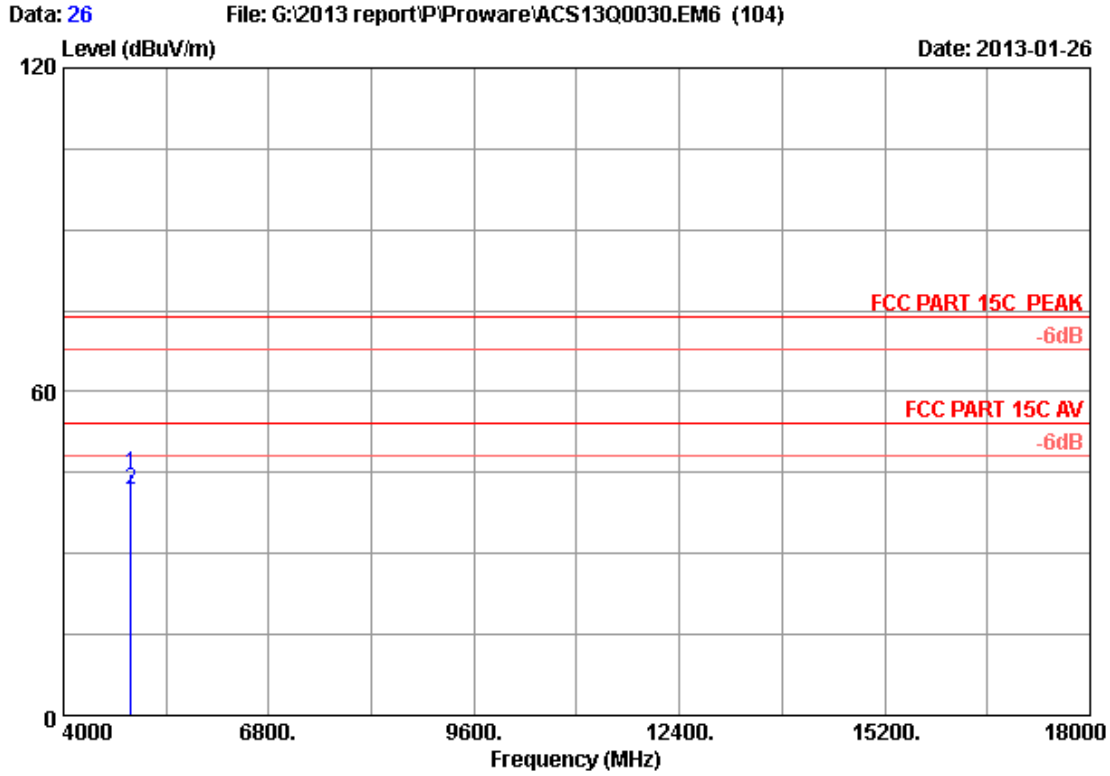
	Ant. Factor (dB/m)	Cable loss (dB)	Amp. Factor (dB)	Reading (dBuV)	Emission Level (dBuV/m)	Limits (dBuV/m)	Margin (dB)	Remark
1	33.08	8.62	34.60	45.15	52.25	74.00	21.75	Peak
2	33.08	8.62	34.60	36.82	43.92	54.00	10.08	Average

Remarks:

1. Emission Level= Antenna Factor + Cable Loss -Amp Factor + Reading.
2. The emission levels that are 20dB below the official limit are not reported.



Site no. : 3m Chamber Data no. : 25
Dis. / Ant. : 3m 2011 3115 4580 Ant. pol. : VERTICAL
Limit : FCC PART 15C PEAK
Env. / Ins. : 24.2°C/56% Engineer : Leo-Li
EUT : 150Mbps Wireless N USB Module
Power supply : DC 5V From PC Input AC 120V/60Hz
Test mode : IEEE802.11b CH11 2462MHz Tx
M/N : PW-MN427_56I
:



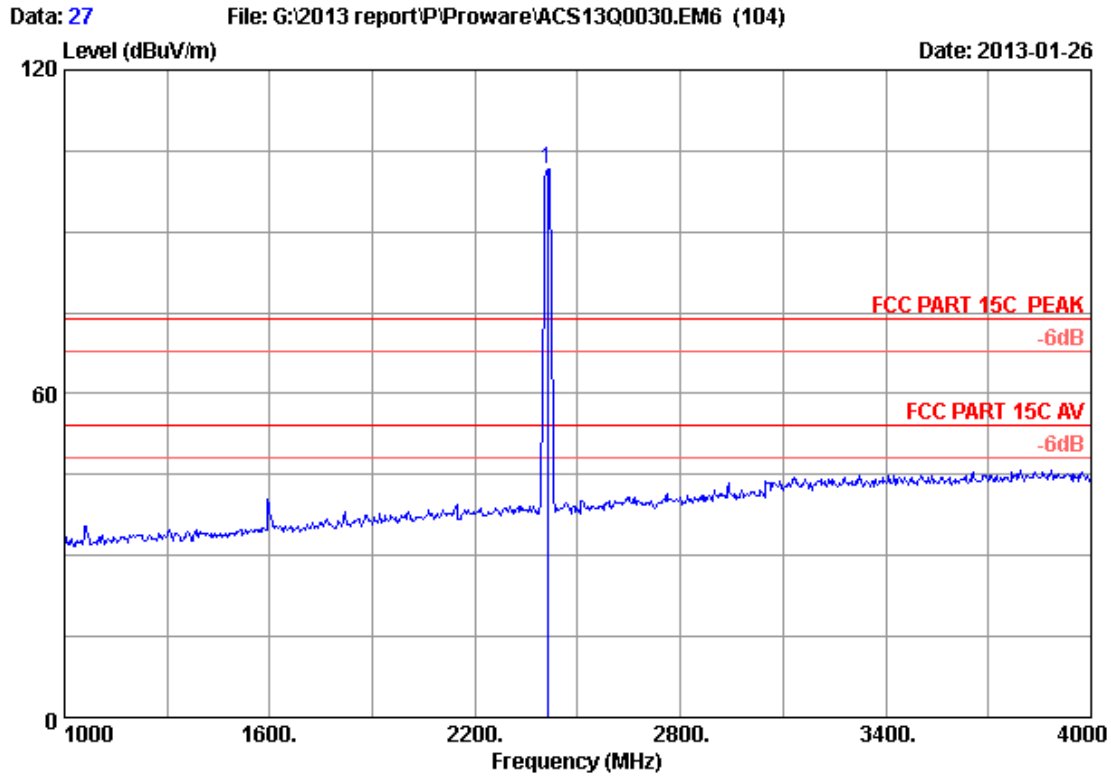
```

Site no.      : 3m Chamber           Data no.   : 26
Dis. / Ant.  : 3m 2011 3115 4580    Ant. pol.  : VERTICAL
Limit        : FCC PART 15C PEAK
Env. / Ins.  : 24.2*C/56%           Engineer   : Leo-Li
EUT          : 150Mbps Wireless N USB Module
Power supply : DC 5V From PC Input AC 120V/60Hz
Test mode    : IEEE802.11b CH11 2462MHz Tx
M/N          : PW-MN427_56I
    
```

	Freq. (MHz)	Ant. Factor (dB/m)	Cable loss (dB)	Amp. Factor (dB)	Reading (dBuV)	Emission Level (dBuV/m)	Limits (dBuV/m)	Margin (dB)	Remark
1	4924.000	33.08	8.62	34.60	37.55	44.65	74.00	29.35	Peak
2	4924.000	33.08	8.62	34.60	34.56	41.66	54.00	12.34	Average

Remarks:

1. Emission Level= Antenna Factor + Cable Loss -Amp Factor + Reading.
2. The emission levels that are 20dB below the official limit are not reported.



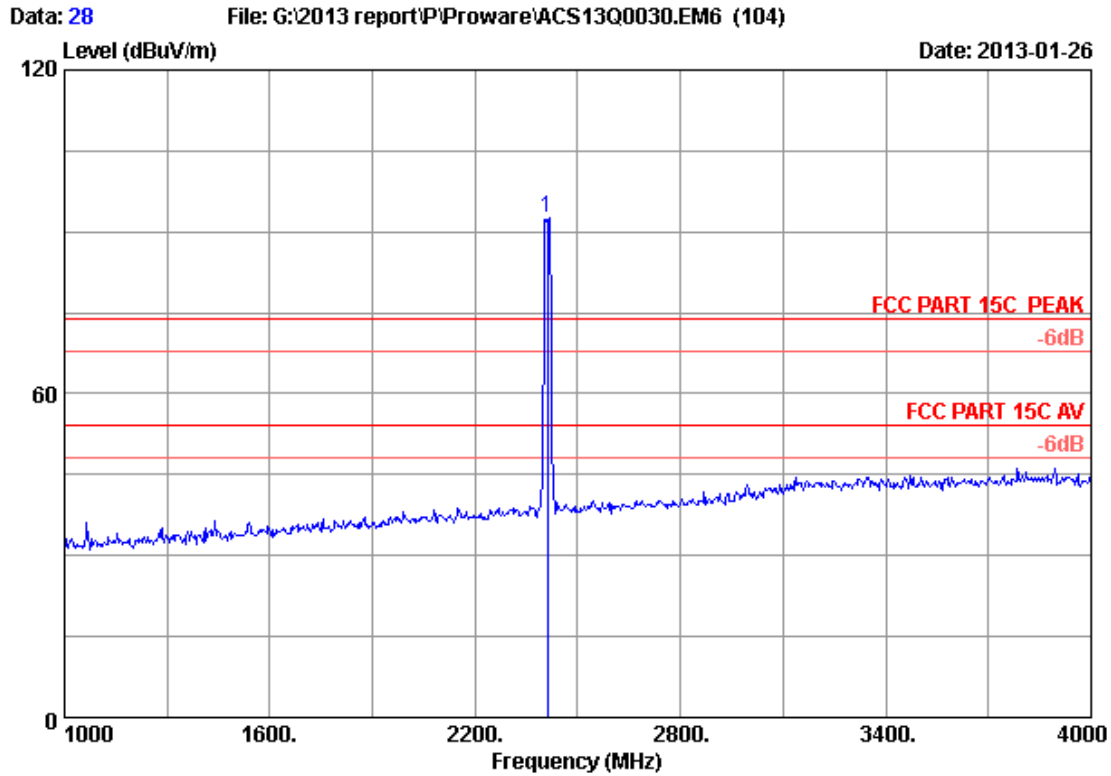
```

Site no.      : 3m Chamber           Data no.   : 27
Dis. / Ant.  : 3m 2011 3115 4580    Ant. pol.  : HORIZONTAL
Limit        : FCC PART 15C PEAK
Env. / Ins.  : 24.2*C/56%           Engineer   : Leo-Li
EUT          : 150Mbps Wireless N USB Module
Power supply : DC 5V From PC Input AC 120V/60Hz
Test mode    : IEEE802.11g CH1 2412MHz Tx
M/N         : PW-MN427_56I
    
```

	Ant. Factor (dB/m)	Cable loss (dB)	Amp. Factor (dB)	Reading (dBuV)	Emission Level (dBuV/m)	Limits (dBuV/m)	Margin (dB)	Remark
1	27.98	6.03	34.44	102.21	101.78	74.00	-27.78	Peak

Remarks:

- Emission Level= Antenna Factor + Cable Loss -Amp Factor + Reading.
- The emission levels that are 20dB below the official limit are not reported.



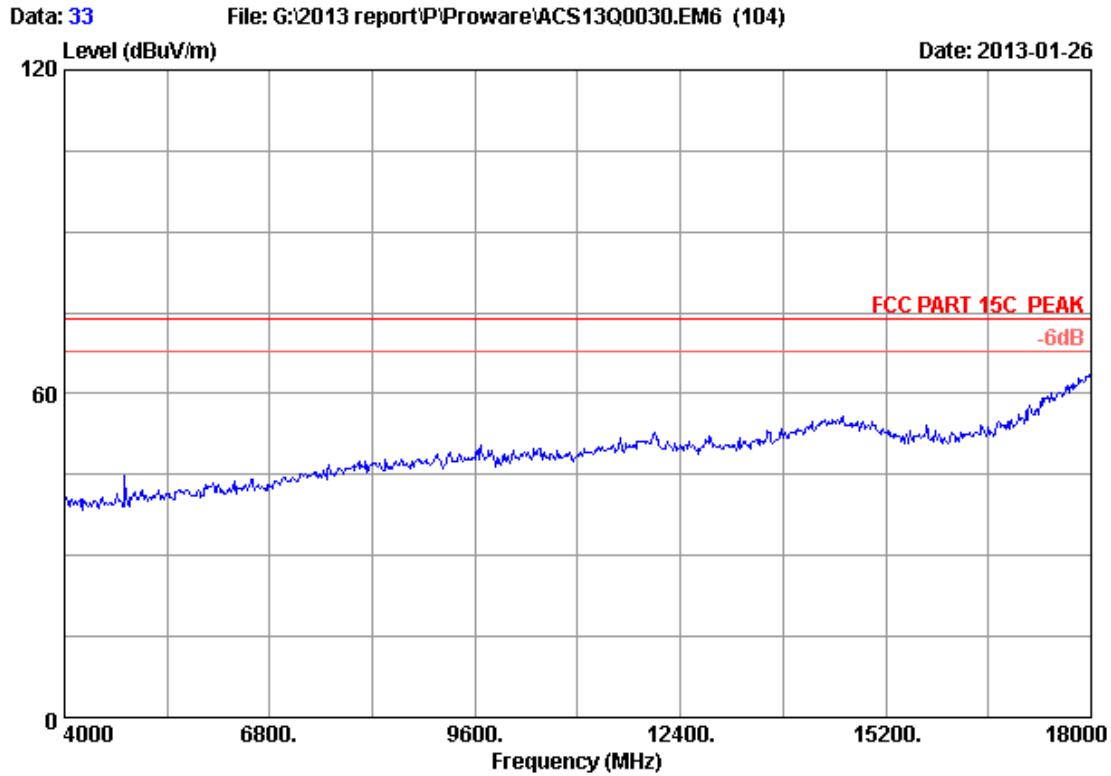
```

Site no.      : 3m Chamber           Data no.   : 28
Dis. / Ant.  : 3m 2011 3115 4580    Ant. pol.  : VERTICAL
Limit        : FCC PART 15C PEAK
Env. / Ins.  : 24.2*C/56%           Engineer   : Leo-Li
EUT          : 150Mbps Wireless N USB Module
Power supply : DC 5V From PC Input AC 120V/60Hz
Test mode    : IEEE802.11g CH1 2412MHz Tx
M/N          : PW-MN427_56I
    
```

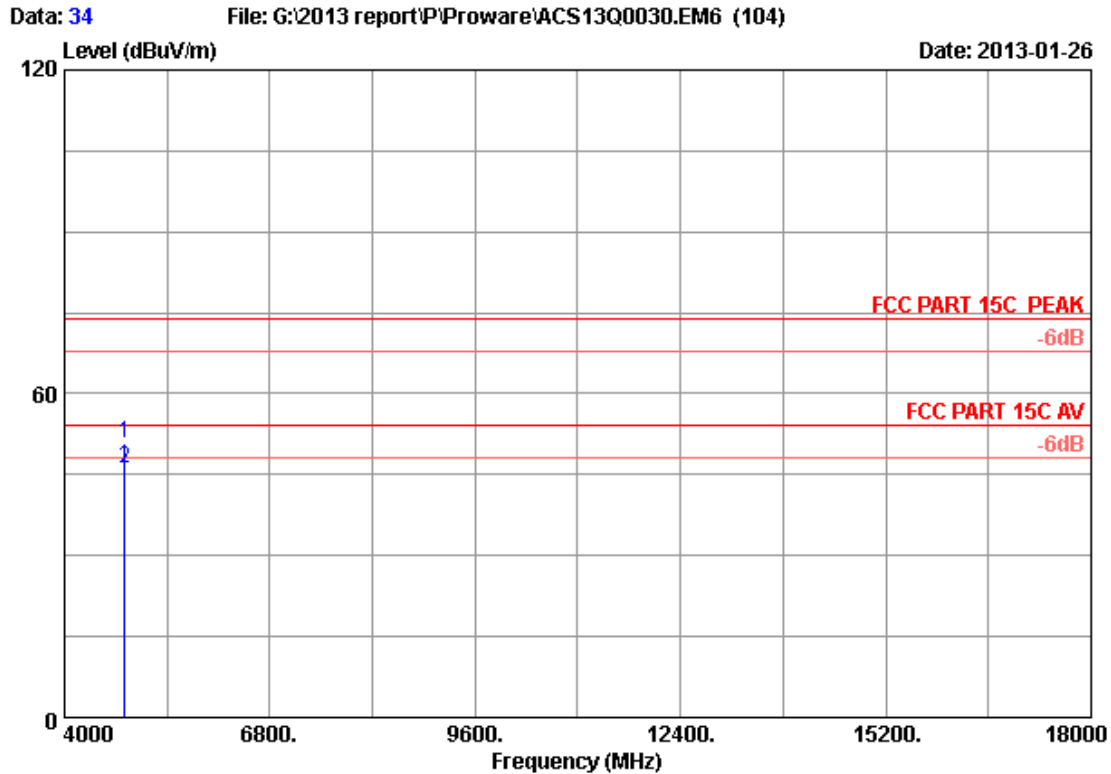
	Ant. Factor (dB/m)	Cable loss (dB)	Amp. Factor (dB)	Reading (dBuV)	Emission Level (dBuV/m)	Limits (dBuV/m)	Margin (dB)	Remark
1	27.98	6.03	34.44	92.92	92.49	74.00	-18.49	Peak

Remarks:

1. Emission Level= Antenna Factor + Cable Loss -Amp Factor + Reading.
2. The emission levels that are 20dB below the official limit are not reported.



Site no. : 3m Chamber Data no. : 33
Dis. / Ant. : 3m 2011 3115 4580 Ant. pol. : HORIZONTAL
Limit : FCC PART 15C PEAK
Env. / Ins. : 24.2°C/56% Engineer : Leo-Li
EUT : 150Mbps Wireless N USB Module
Power supply : DC 5V From PC Input AC 120V/60Hz
Test mode : IEEE802.11g CH1 2412MHz Tx
M/N : PW-MN427_56I
:

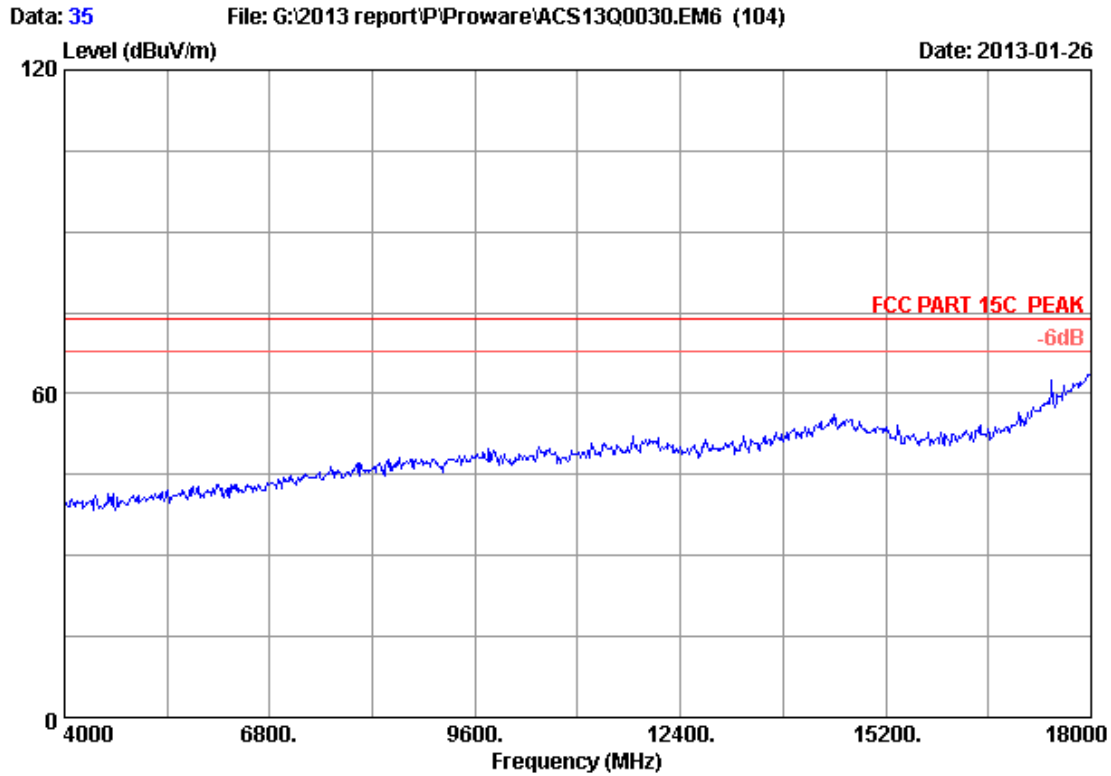


Site no. : 3m Chamber Data no. : 34
 Dis. / Ant. : 3m 2011 3115 4580 Ant. pol. : HORIZONTAL
 Limit : FCC PART 15C PEAK
 Env. / Ins. : 24.2°C/56% Engineer : Leo-Li
 EUT : 150Mbps Wireless N USB Module
 Power supply : DC 5V From PC Input AC 120V/60Hz
 Test mode : IEEE802.11g CH1 2412MHz Tx
 M/N : PW-MN427_56I
 :

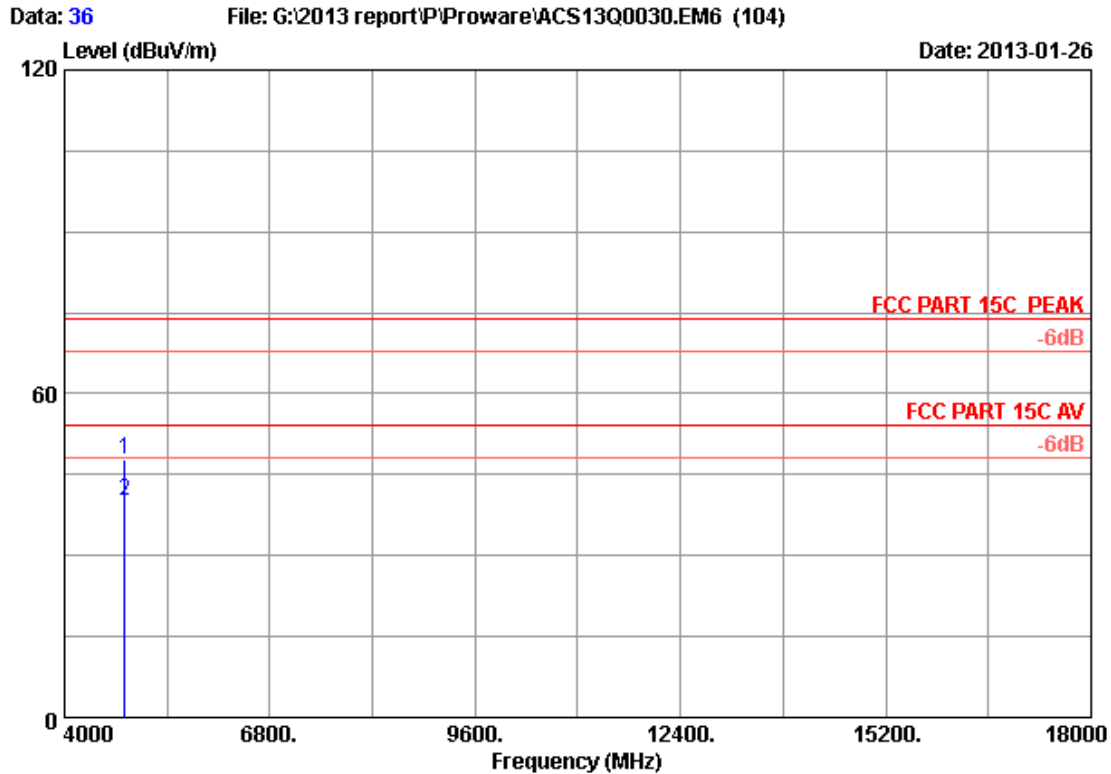
	Freq. (MHz)	Ant. Factor (dB/m)	Cable loss (dB)	Amp. Factor (dB)	Reading (dBuV)	Emission Level (dBuV/m)	Limits (dBuV/m)	Margin (dB)	Remark
1	4824.000	32.89	8.53	34.60	44.06	50.88	74.00	23.12	Peak
2	4824.000	32.89	8.53	34.60	39.17	45.99	54.00	8.01	Average

Remarks:

1. Emission Level= Antenna Factor + Cable Loss -Amp Factor + Reading.
2. The emission levels that are 20dB below the official limit are not reported.



Site no. : 3m Chamber Data no. : 35
Dis. / Ant. : 3m 2011 3115 4580 Ant. pol. : VERTICAL
Limit : FCC PART 15C PEAK
Env. / Ins. : 24.2°C/56% Engineer : Leo-Li
EUT : 150Mbps Wireless N USB Module
Power supply : DC 5V From PC Input AC 120V/60Hz
Test mode : IEEE802.11g CH1 2412MHz Tx
M/N : PW-MN427_56I
:



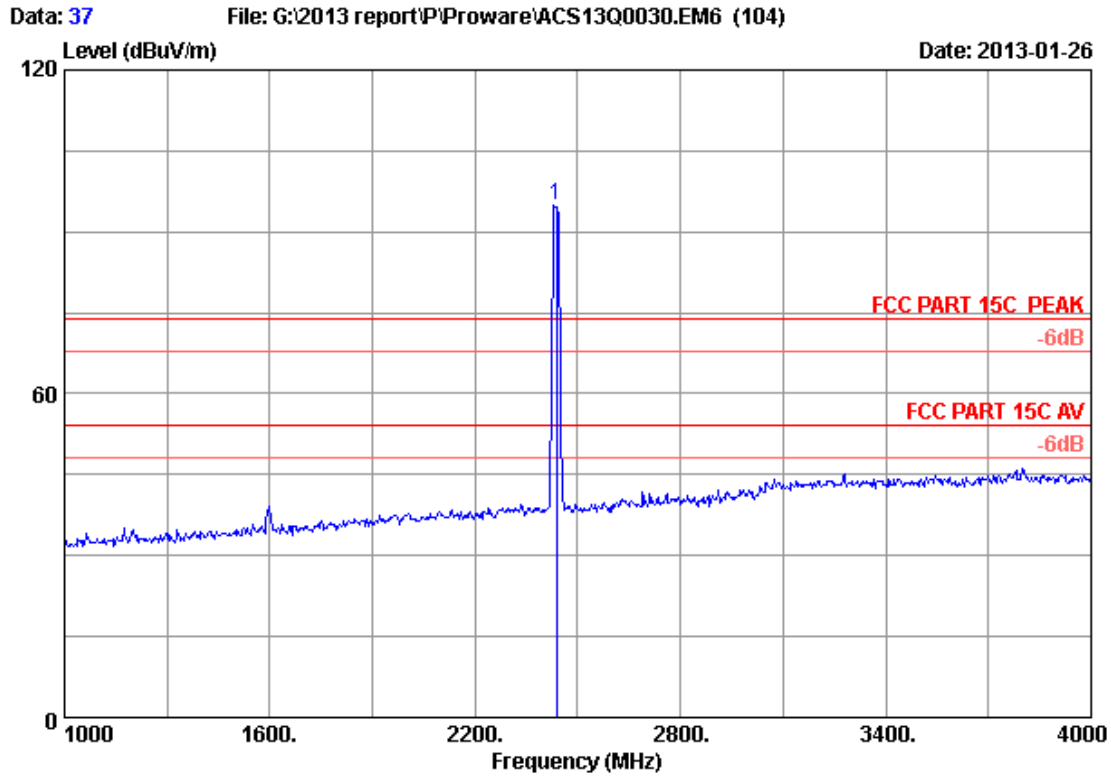
```

Site no.      : 3m Chamber           Data no.   : 36
Dis. / Ant.  : 3m 2011 3115 4580    Ant. pol.  : VERTICAL
Limit        : FCC PART 15C PEAK
Env. / Ins.  : 24.2*C/56%           Engineer   : Leo-Li
EUT          : 150Mbps Wireless N USB Module
Power supply : DC 5V From PC Input AC 120V/60Hz
Test mode    : IEEE802.11g CH1 2412MHz Tx
M/N         : PW-MN427_56I
    
```

	Freq. (MHz)	Ant. Factor (dB/m)	Cable loss (dB)	Amp. Factor (dB)	Reading (dBuV)	Emission Level (dBuV/m)	Limits (dBuV/m)	Margin (dB)	Remark
1	4824.000	32.89	8.53	34.60	41.06	47.88	74.00	26.12	Peak
2	4824.000	32.89	8.53	34.60	33.31	40.13	54.00	13.87	Average

Remarks:

1. Emission Level= Antenna Factor + Cable Loss -Amp Factor + Reading.
2. The emission levels that are 20dB below the official limit are not reported.



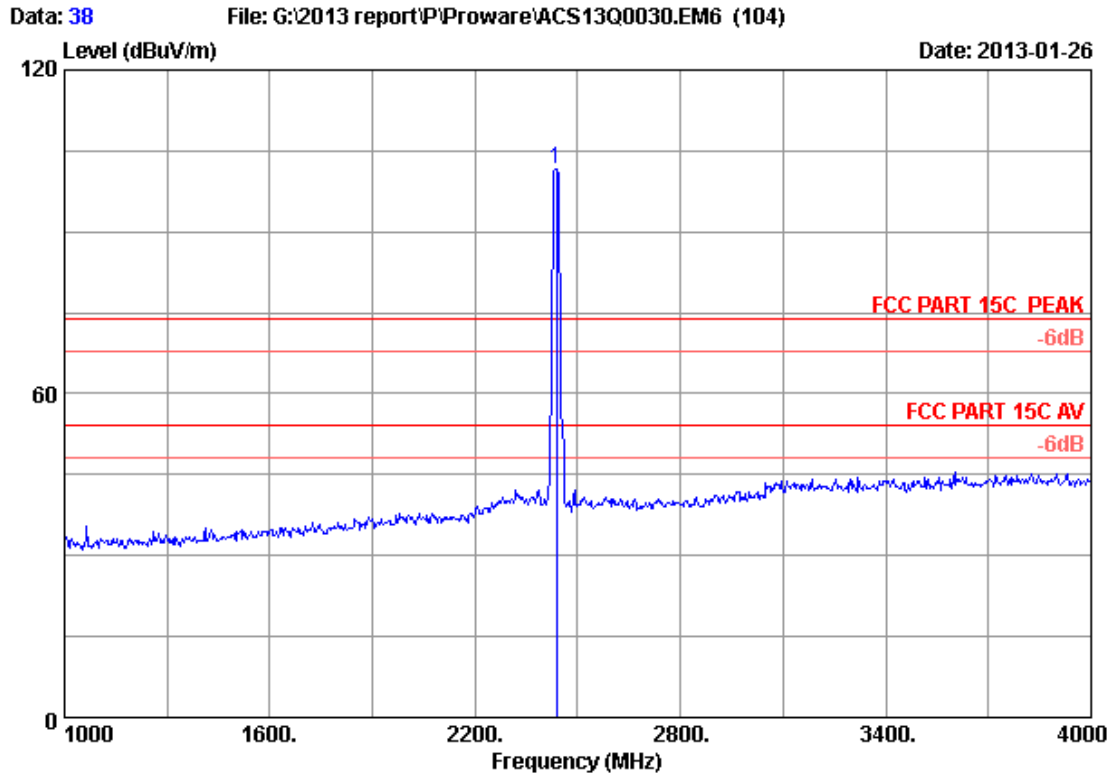
```

Site no.      : 3m Chamber           Data no.   : 37
Dis. / Ant.  : 3m 2011 3115 4580    Ant. pol.  : VERTICAL
Limit       : FCC PART 15C PEAK
Env. / Ins.  : 24.2*C/56%           Engineer   : Leo-Li
EUT        : 150Mbps Wireless N USB Module
Power supply : DC 5V From PC Input AC 120V/60Hz
Test mode   : IEEE802.11g CH6 2437MHz Tx
M/N        : PW-MN427_56I
    
```

	Ant. Factor (dB/m)	Cable loss (dB)	Amp. Factor (dB)	Emission Reading (dBuV)	Emission Level (dBuV/m)	Limits (dBuV/m)	Margin (dB)	Remark
1	28.03	6.06	34.44	95.20	94.85	74.00	-20.85	Peak

Remarks:

1. Emission Level= Antenna Factor + Cable Loss -Amp Factor + Reading.
2. The emission levels that are 20dB below the official limit are not reported.



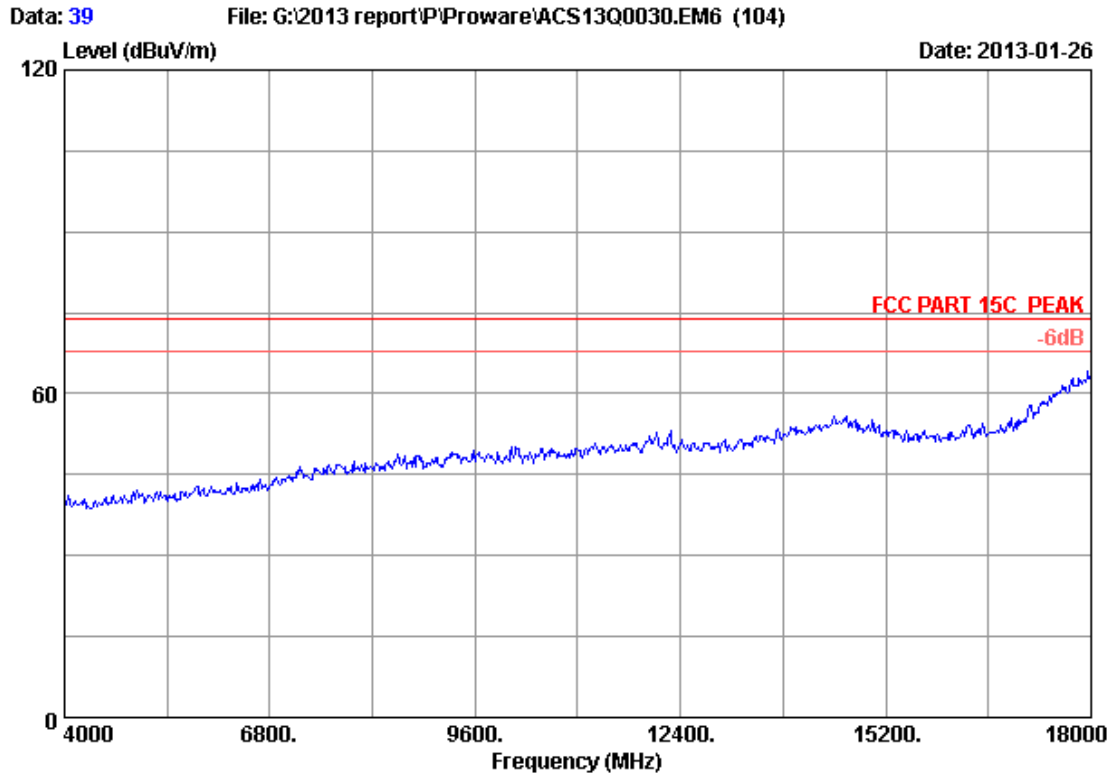
```

Site no.      : 3m Chamber           Data no.   : 38
Dis. / Ant.  : 3m 2011 3115 4580     Ant. pol.  : HORIZONTAL
Limit        : FCC PART 15C PEAK
Env. / Ins.  : 24.2*C/56%           Engineer   : Leo-Li
EUT          : 150Mbps Wireless N USB Module
Power supply : DC 5V From PC Input AC 120V/60Hz
Test mode    : IEEE802.11g CH6 2437MHz Tx
M/N          : PW-MN427_56I
    
```

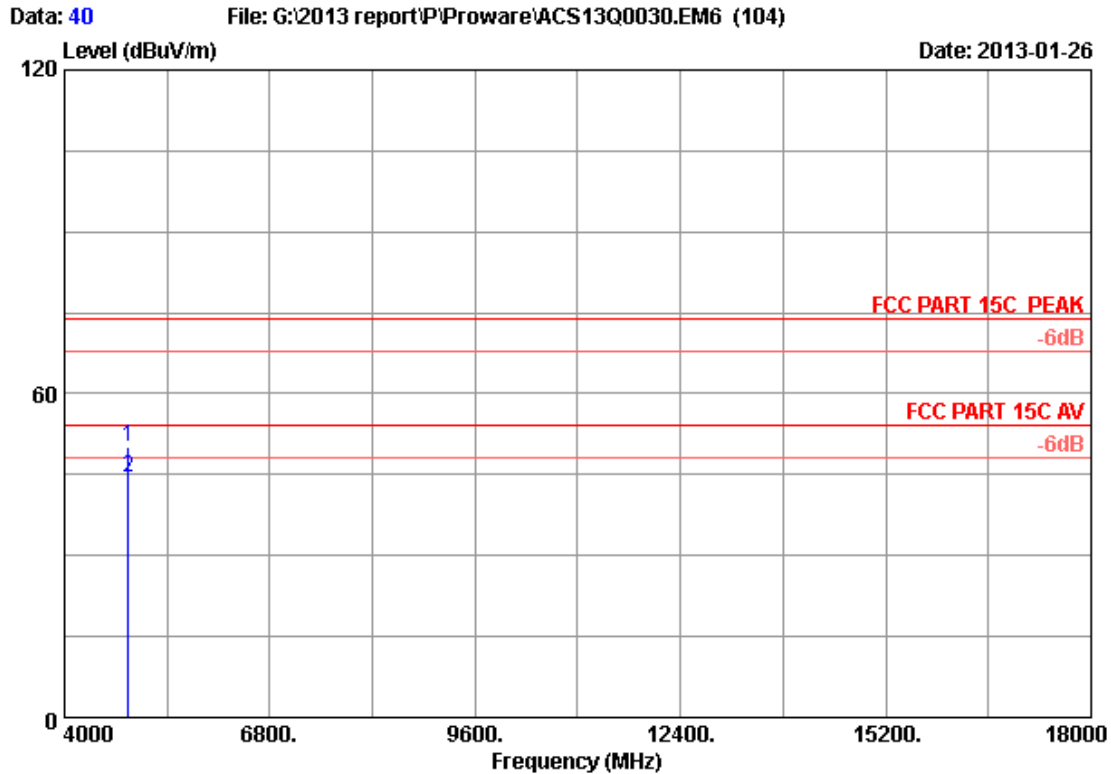
	Ant. Factor (dB/m)	Cable loss (dB)	Amp. Factor (dB)	Reading (dBuV)	Emission Level (dBuV/m)	Limits (dBuV/m)	Margin (dB)	Remark
1	28.03	6.06	34.44	102.03	101.68	74.00	-27.68	Peak

Remarks:

1. Emission Level= Antenna Factor + Cable Loss -Amp Factor + Reading.
2. The emission levels that are 20dB below the official limit are not reported.



Site no. : 3m Chamber Data no. : 39
Dis. / Ant. : 3m 2011 3115 4580 Ant. pol. : VERTICAL
Limit : FCC PART 15C PEAK
Env. / Ins. : 24.2°C/56% Engineer : Leo-Li
EUT : 150Mbps Wireless N USB Module
Power supply : DC 5V From PC Input AC 120V/60Hz
Test mode : IEEE802.11g CH6 2437MHz Tx
M/N : PW-MN427_56I
:



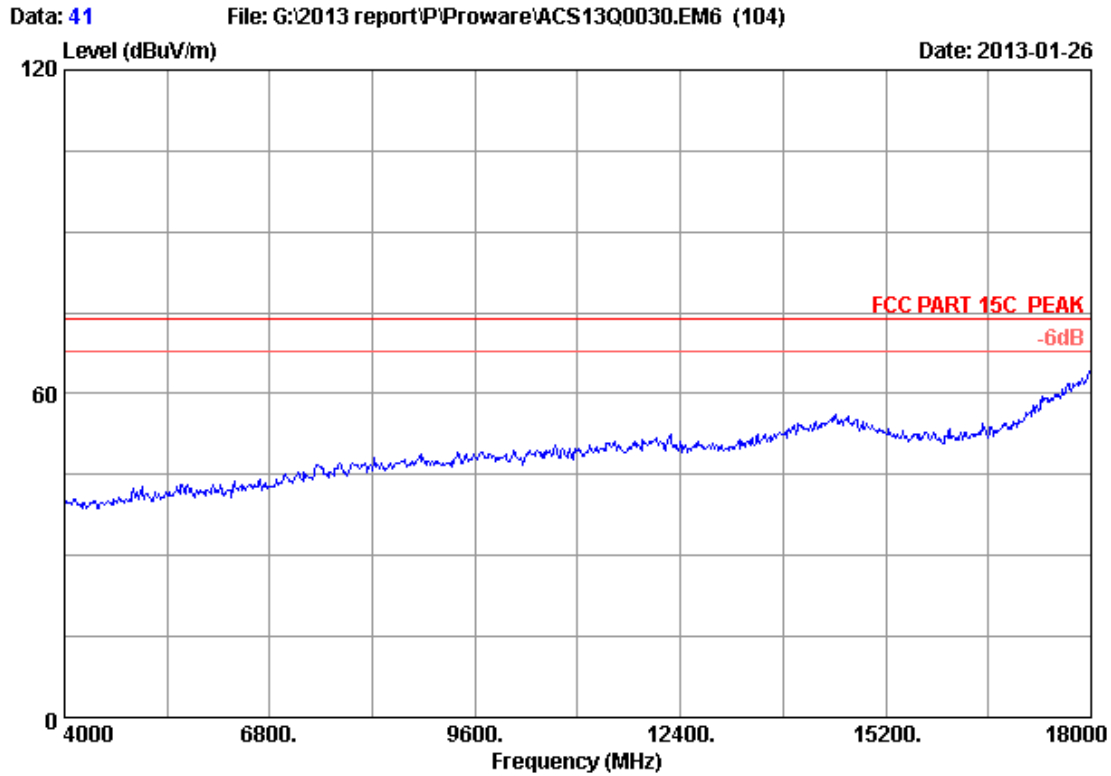
```

Site no.      : 3m Chamber           Data no.   : 40
Dis. / Ant.  : 3m 2011 3115 4580    Ant. pol.  : VERTICAL
Limit        : FCC PART 15C PEAK
Env. / Ins.  : 24.2*C/56%           Engineer   : Leo-Li
EUT          : 150Mbps Wireless N USB Module
Power supply : DC 5V From PC Input AC 120V/60Hz
Test mode    : IEEE802.11g CH6 2437MHz Tx
M/N          : PW-MN427_56I
    
```

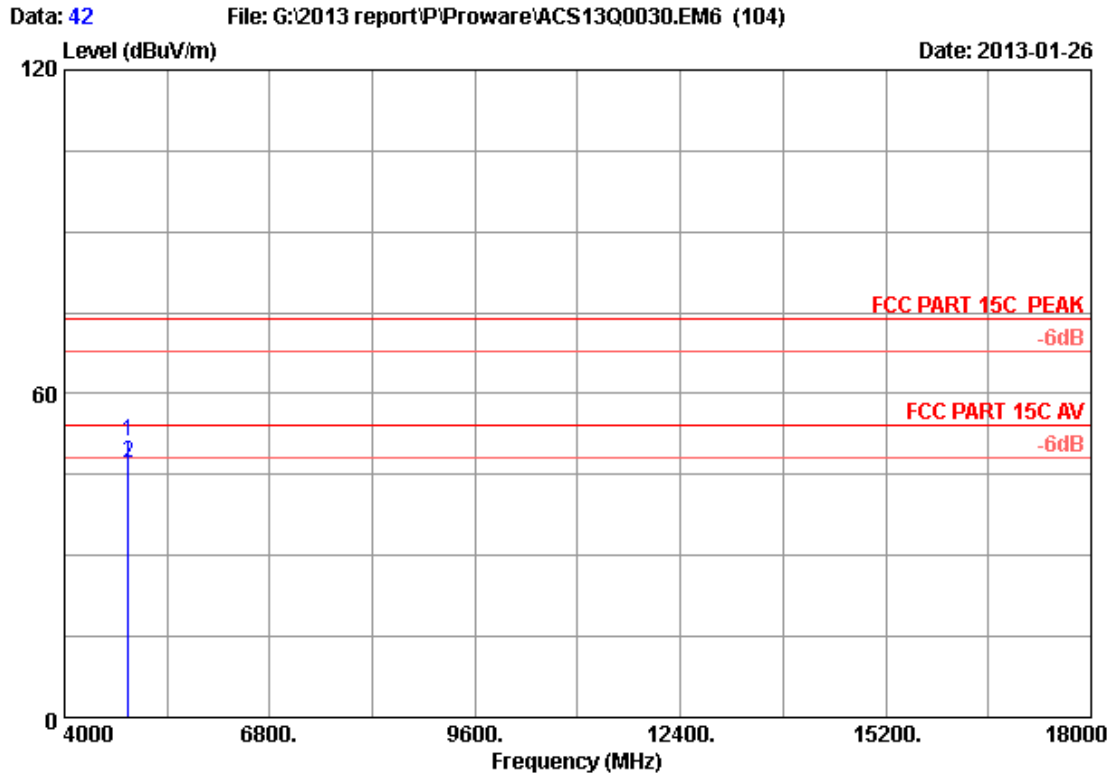
	Ant.	Cable	Amp.	Emission					
Freq.	Factor	loss	Factor	Reading	Level	Limits	Margin	Remark	
(MHz)	(dB/m)	(dB)	(dB)	(dBuV)	(dBuV/m)	(dBuV/m)	(dB)		
1 4874.000	32.98	8.58	34.60	43.14	50.10	74.00	23.90	Peak	
2 4874.000	32.98	8.58	34.60	37.52	44.48	54.00	9.52	Average	

Remarks:

1. Emission Level= Antenna Factor + Cable Loss -Amp Factor + Reading.
2. The emission levels that are 20dB below the official limit are not reported.



Site no. : 3m Chamber Data no. : 41
Dis. / Ant. : 3m 2011 3115 4580 Ant. pol. : HORIZONTAL
Limit : FCC PART 15C PEAK
Env. / Ins. : 24.2°C/56% Engineer : Leo-Li
EUT : 150Mbps Wireless N USB Module
Power supply : DC 5V From PC Input AC 120V/60Hz
Test mode : IEEE802.11g CH6 2437MHz Tx
M/N : PW-MN427_56I
:

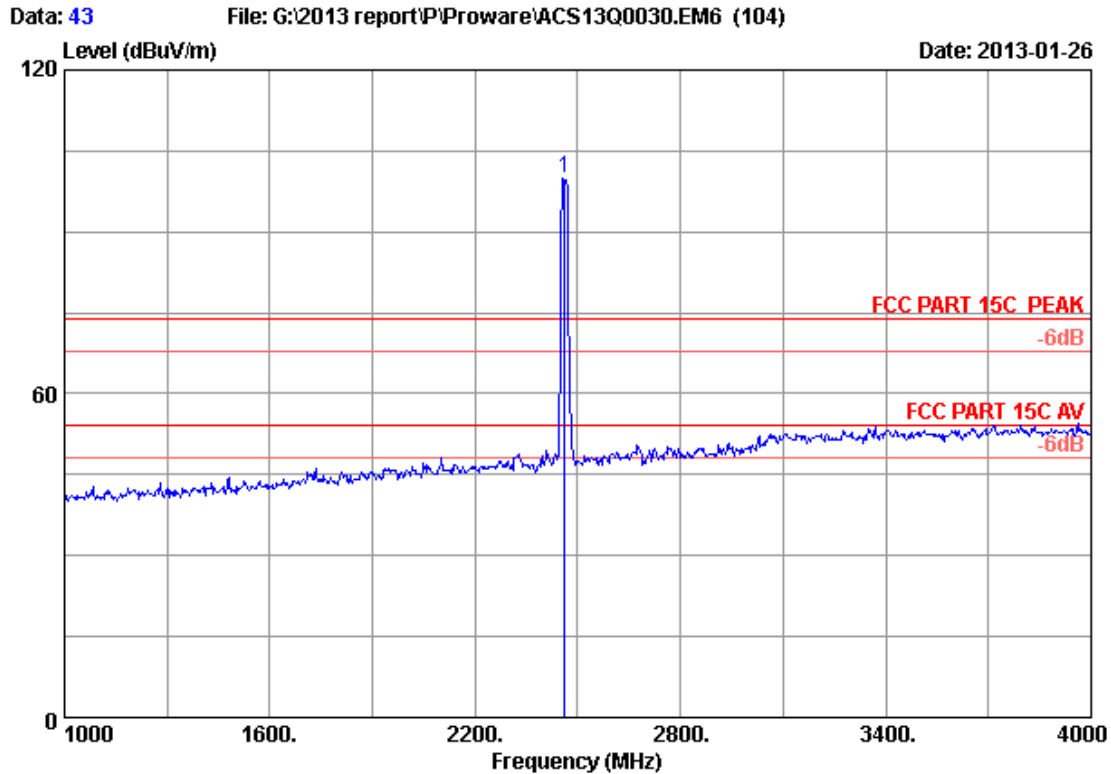


Site no. : 3m Chamber Data no. : 42
 Dis. / Ant. : 3m 2011 3115 4580 Ant. pol. : HORIZONTAL
 Limit : FCC PART 15C PEAK
 Env. / Ins. : 24.2°C/56% Engineer : Leo-Li
 EUT : 150Mbps Wireless N USB Module
 Power supply : DC 5V From PC Input AC 120V/60Hz
 Test mode : IEEE802.11g CH6 2437MHz Tx
 M/N : PW-MN427_56I
 :

	Freq. (MHz)	Ant. Factor (dB/m)	Cable loss (dB)	Amp. Factor (dB)	Reading (dBuV)	Emission Level (dBuV/m)	Limits (dBuV/m)	Margin (dB)	Remark
1	4874.000	32.98	8.58	34.60	44.25	51.21	74.00	22.79	Peak
2	4874.000	32.98	8.58	34.60	40.03	46.99	54.00	7.01	Average

Remarks:

1. Emission Level= Antenna Factor + Cable Loss -Amp Factor + Reading.
2. The emission levels that are 20dB below the official limit are not reported.



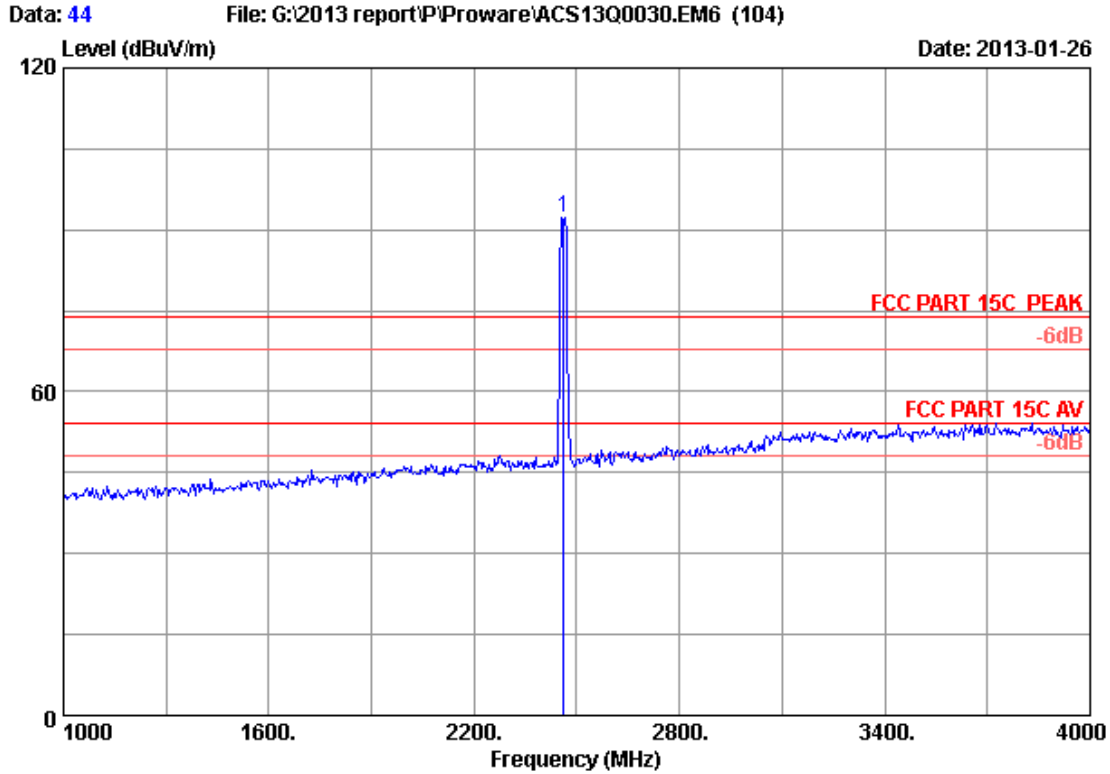
```

Site no.      : 3m Chamber           Data no.   : 43
Dis. / Ant.  : 3m 2011 3115 4580    Ant. pol.  : HORIZONTAL
Limit        : FCC PART 15C PEAK
Env. / Ins.  : 24.2*C/56%           Engineer   : Leo-Li
EUT          : 150Mbps Wireless N USB Module
Power supply : DC 5V From PC Input AC 120V/60Hz
Test mode    : IEEE802.11g CH11 2462MHz Tx
M/N          : PW-MN427_56I
    
```

	Ant. Factor (dB/m)	Cable loss (dB)	Amp. Factor (dB)	Reading (dBuV)	Emission Level (dBuV/m)	Limits (dBuV/m)	Margin (dB)	Remark
1	28.05	6.12	34.44	100.07	99.80	74.00	-25.80	Peak

Remarks:

1. Emission Level= Antenna Factor + Cable Loss -Amp Factor + Reading.
2. The emission levels that are 20dB below the official limit are not reported.



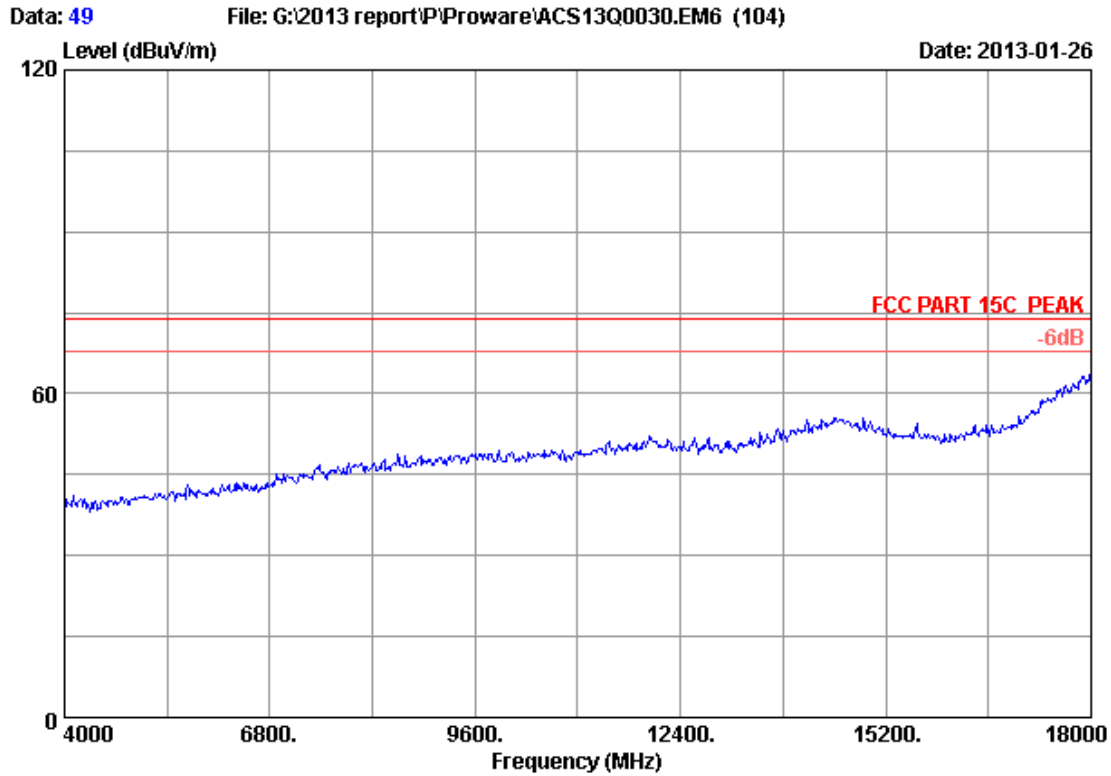
```

Site no.      : 3m Chamber           Data no.   : 44
Dis. / Ant.  : 3m 2011 3115 4580    Ant. pol.  : VERTICAL
Limit        : FCC PART 15C PEAK
Env. / Ins.  : 24.2*C/56%           Engineer   : Leo-Li
EUT          : 150Mbps Wireless N USB Module
Power supply : DC 5V From PC Input AC 120V/60Hz
Test mode    : IEEE802.11g CH11 2462MHz Tx
M/N          : PW-MN427_56I
    
```

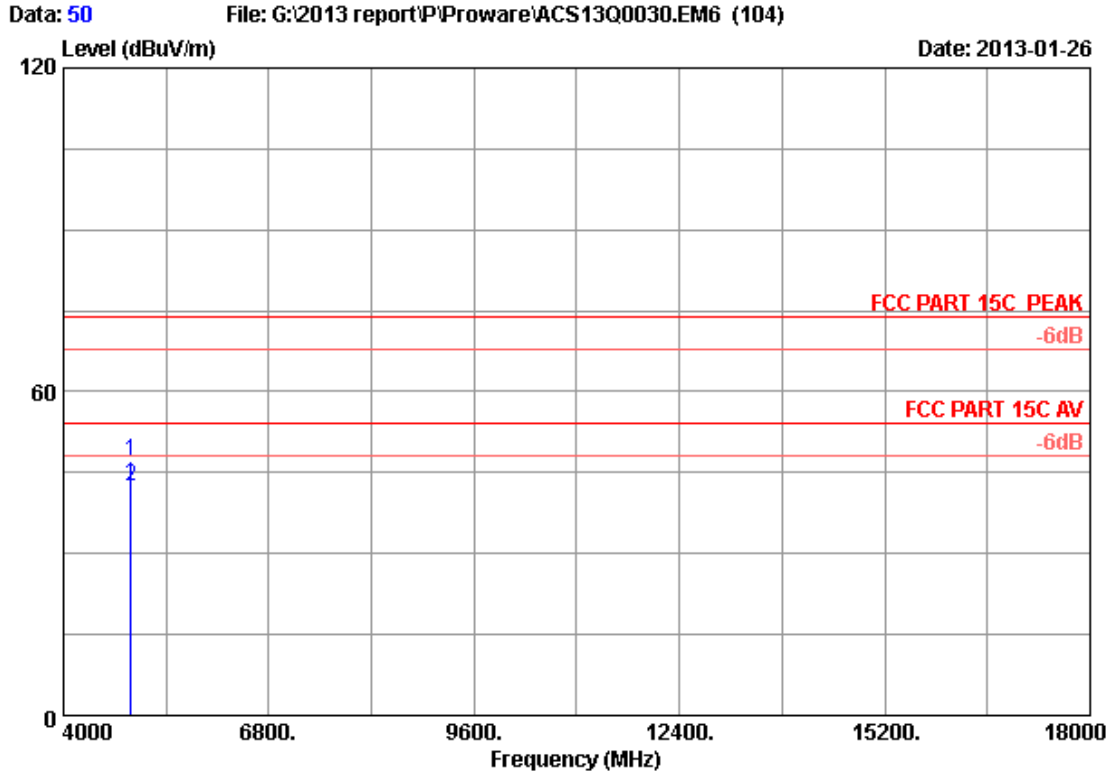
	Ant.	Cable	Amp.	Emission				
Freq.	Factor	loss	Factor	Reading	Level	Limits	Margin	Remark
(MHz)	(dB/m)	(dB)	(dB)	(dBuV)	(dBuV/m)	(dBuV/m)	(dB)	
1 2462.000	28.05	6.12	34.44	92.67	92.40	74.00	-18.40	Peak

Remarks:

1. Emission Level= Antenna Factor + Cable Loss -Amp Factor + Reading.
2. The emission levels that are 20dB below the official limit are not reported.



Site no. : 3m Chamber Data no. : 49
Dis. / Ant. : 3m 2011 3115 4580 Ant. pol. : VERTICAL
Limit : FCC PART 15C PEAK
Env. / Ins. : 24.2°C/56% Engineer : Leo-Li
EUT : 150Mbps Wireless N USB Module
Power supply : DC 5V From PC Input AC 120V/60Hz
Test mode : IEEE802.11g CH11 2462MHz Tx
M/N : PW-MN427_56I
:

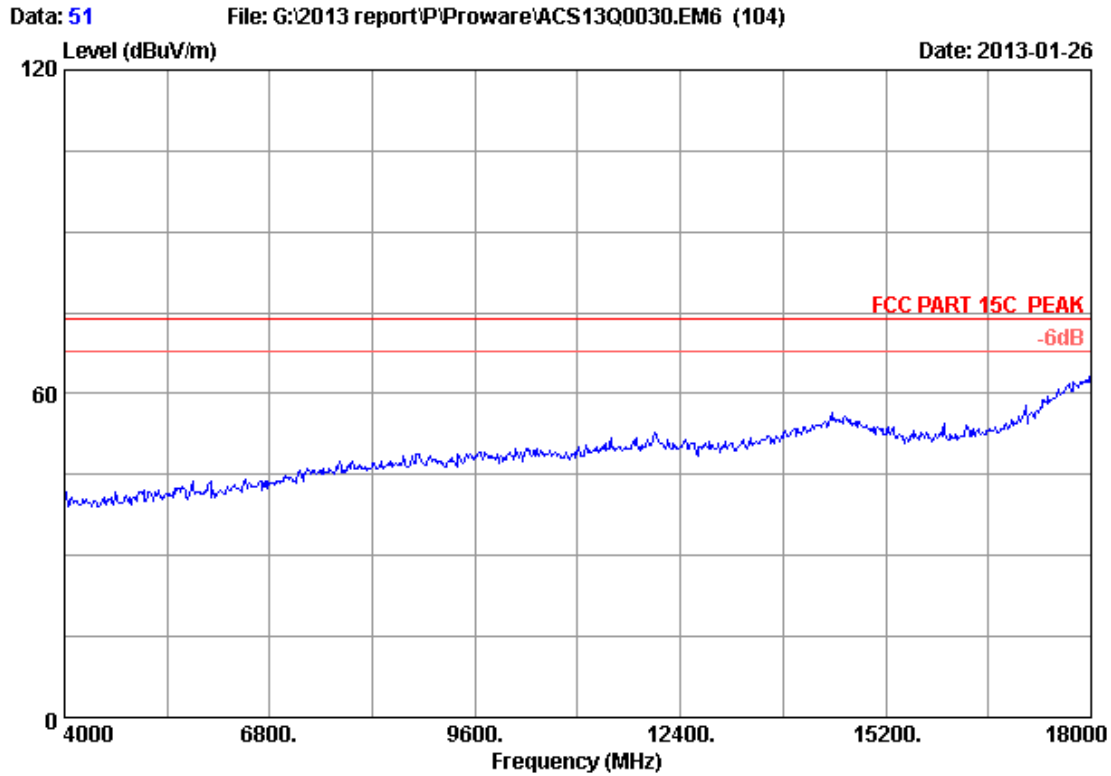


Site no. : 3m Chamber Data no. : 50
 Dis. / Ant. : 3m 2011 3115 4580 Ant. pol. : VERTICAL
 Limit : FCC PART 15C PEAK
 Env. / Ins. : 24.2°C/56% Engineer : Leo-Li
 EUT : 150Mbps Wireless N USB Module
 Power supply : DC 5V From PC Input AC 120V/60Hz
 Test mode : IEEE802.11g CH11 2462MHz Tx
 M/N : PW-MN427_56I
 :

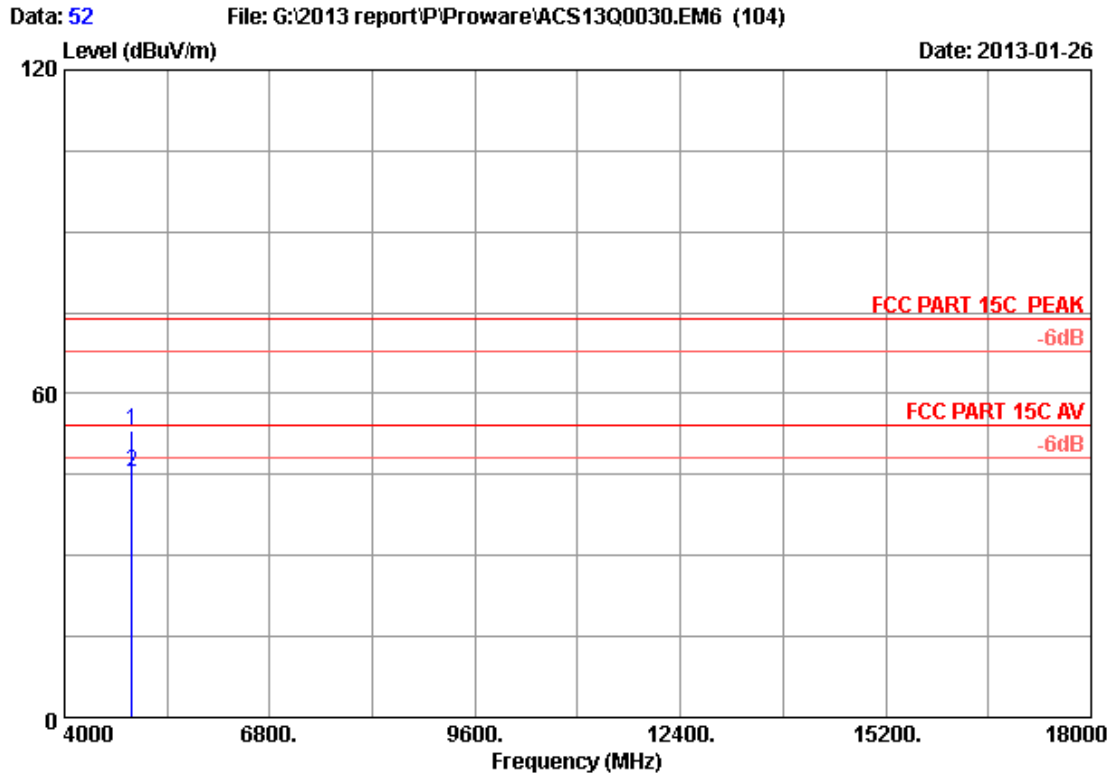
	Freq. (MHz)	Ant. Factor (dB/m)	Cable loss (dB)	Amp. Factor (dB)	Reading (dBuV)	Emission Level (dBuV/m)	Limits (dBuV/m)	Margin (dB)	Remark
1	4924.000	33.08	8.62	34.60	40.15	47.25	74.00	26.75	Peak
2	4924.000	33.08	8.62	34.60	35.38	42.48	54.00	11.52	Average

Remarks:

1. Emission Level= Antenna Factor + Cable Loss -Amp Factor + Reading.
2. The emission levels that are 20dB below the official limit are not reported.



Site no. : 3m Chamber Data no. : 51
Dis. / Ant. : 3m 2011 3115 4580 Ant. pol. : HORIZONTAL
Limit : FCC PART 15C PEAK
Env. / Ins. : 24.2°C/56% Engineer : Leo-Li
EUT : 150Mbps Wireless N USB Module
Power supply : DC 5V From PC Input AC 120V/60Hz
Test mode : IEEE802.11g CH11 2462MHz Tx
M/N : PW-MN427_56I
:



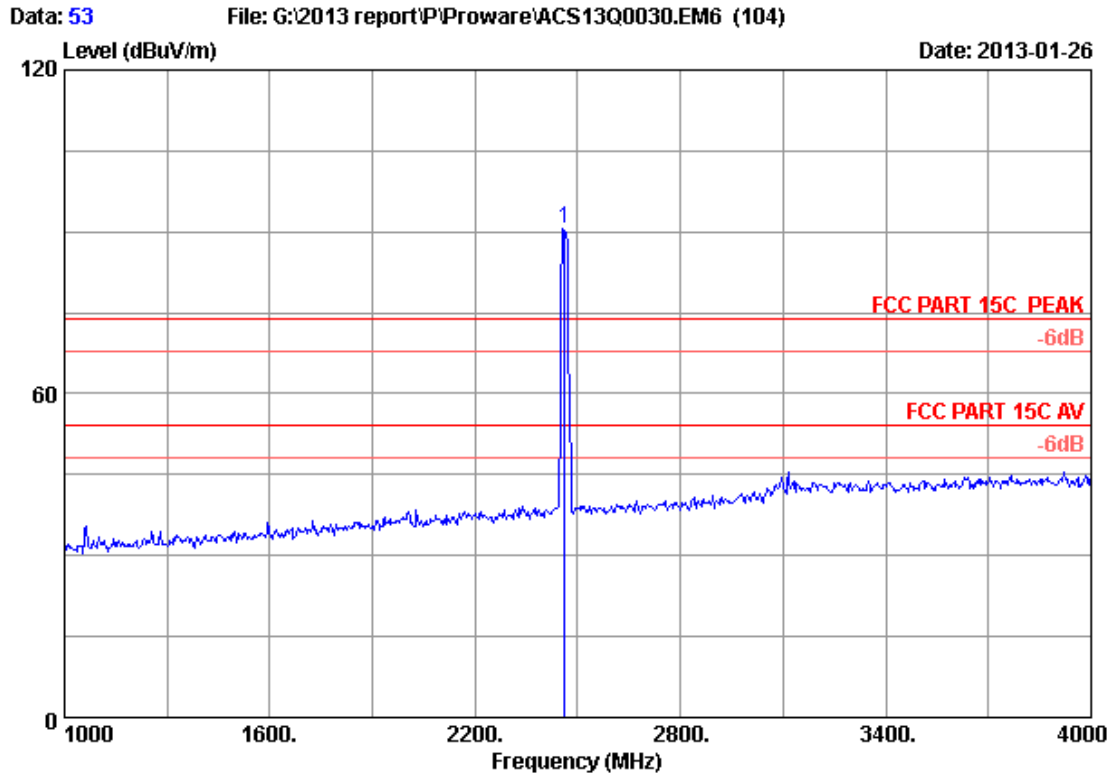
```

Site no.      : 3m Chamber           Data no.   : 52
Dis. / Ant.  : 3m 2011 3115 4580    Ant. pol.  : HORIZONTAL
Limit        : FCC PART 15C PEAK
Env. / Ins.  : 24.2*C/56%           Engineer   : Leo-Li
EUT          : 150Mbps Wireless N USB Module
Power supply : DC 5V From PC Input AC 120V/60Hz
Test mode    : IEEE802.11g CH11 2462MHz Tx
M/N         : PW-MN427_56I
    
```

	Freq. (MHz)	Ant. Factor (dB/m)	Cable loss (dB)	Amp. Factor (dB)	Reading (dBuV)	Emission Level (dBuV/m)	Limits (dBuV/m)	Margin (dB)	Remark
1	4924.000	33.08	8.62	34.60	46.16	53.26	74.00	20.74	Peak
2	4924.000	33.08	8.62	34.60	38.21	45.31	54.00	8.69	Average

Remarks:

1. Emission Level= Antenna Factor + Cable Loss -Amp Factor + Reading.
2. The emission levels that are 20dB below the official limit are not reported.



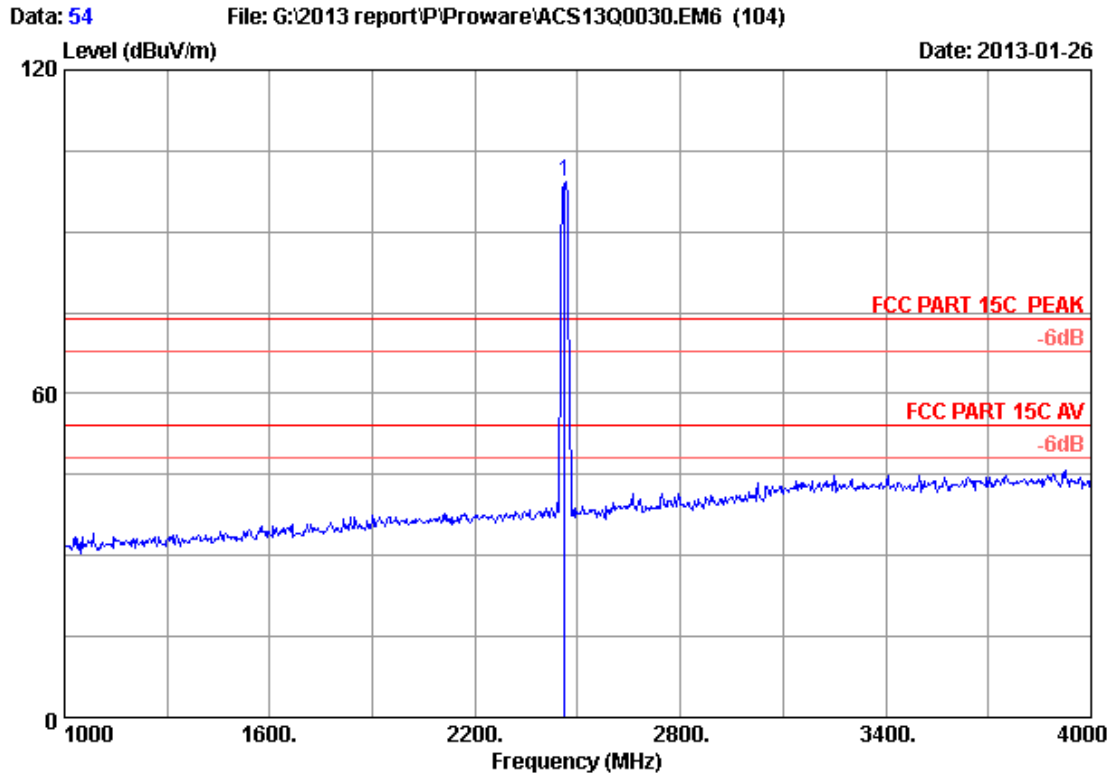
```

Site no.      : 3m Chamber           Data no.   : 53
Dis. / Ant.  : 3m 2011 3115 4580    Ant. pol.  : VERTICAL
Limit        : FCC PART 15C PEAK
Env. / Ins.  : 24.2*C/56%           Engineer   : Leo-Li
EUT          : 150Mbps Wireless N USB Module
Power supply : DC 5V From PC Input AC 120V/60Hz
Test mode    : IEEE802.11n CH11 2462MHz Tx
M/N          : PW-MN427_56I
    
```

	Ant. Factor (dB/m)	Cable loss (dB)	Amp. Factor (dB)	Emission Reading (dBuV)	Emission Level (dBuV/m)	Limits (dBuV/m)	Margin (dB)	Remark
1	28.05	6.12	34.44	90.76	90.49	74.00	-16.49	Peak

Remarks:

1. Emission Level= Antenna Factor + Cable Loss -Amp Factor + Reading.
2. The emission levels that are 20dB below the official limit are not reported.



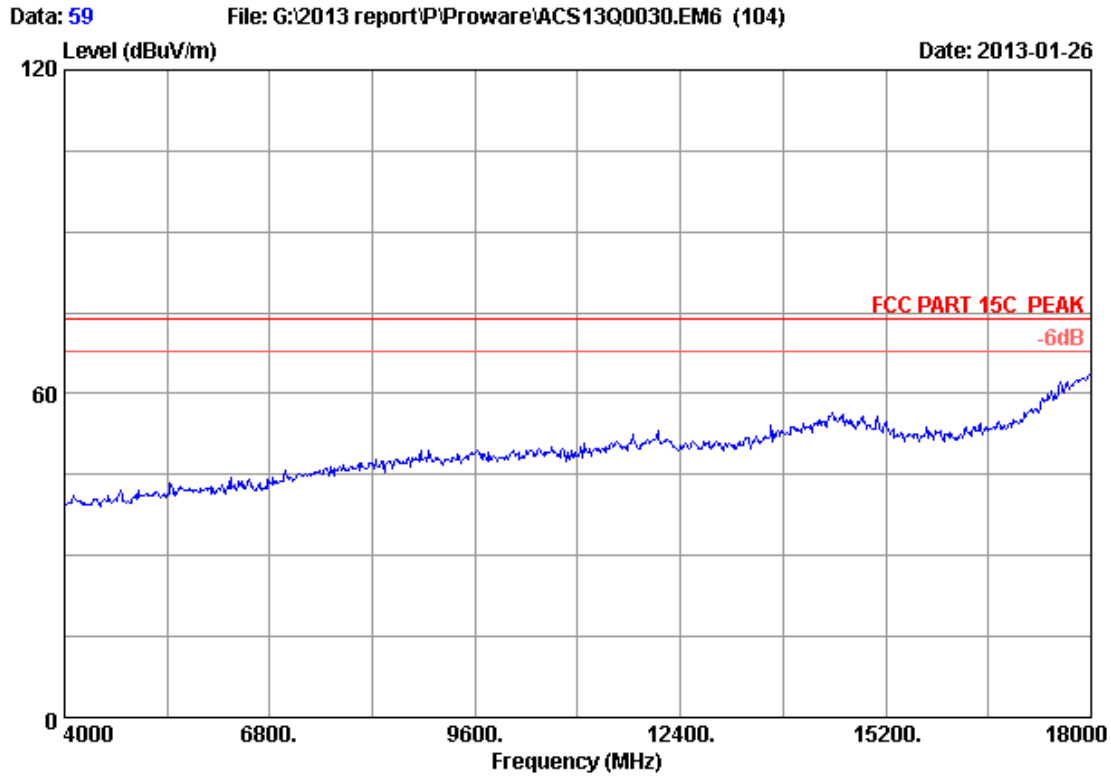
```

Site no.      : 3m Chamber           Data no.   : 54
Dis. / Ant.  : 3m 2011 3115 4580    Ant. pol.  : HORIZONTAL
Limit        : FCC PART 15C PEAK
Env. / Ins.  : 24.2*C/56%           Engineer   : Leo-Li
EUT          : 150Mbps Wireless N USB Module
Power supply : DC 5V From PC Input AC 120V/60Hz
Test mode    : IEEE802.11n CH11 2462MHz Tx
M/N         : PW-MN427_56I
    
```

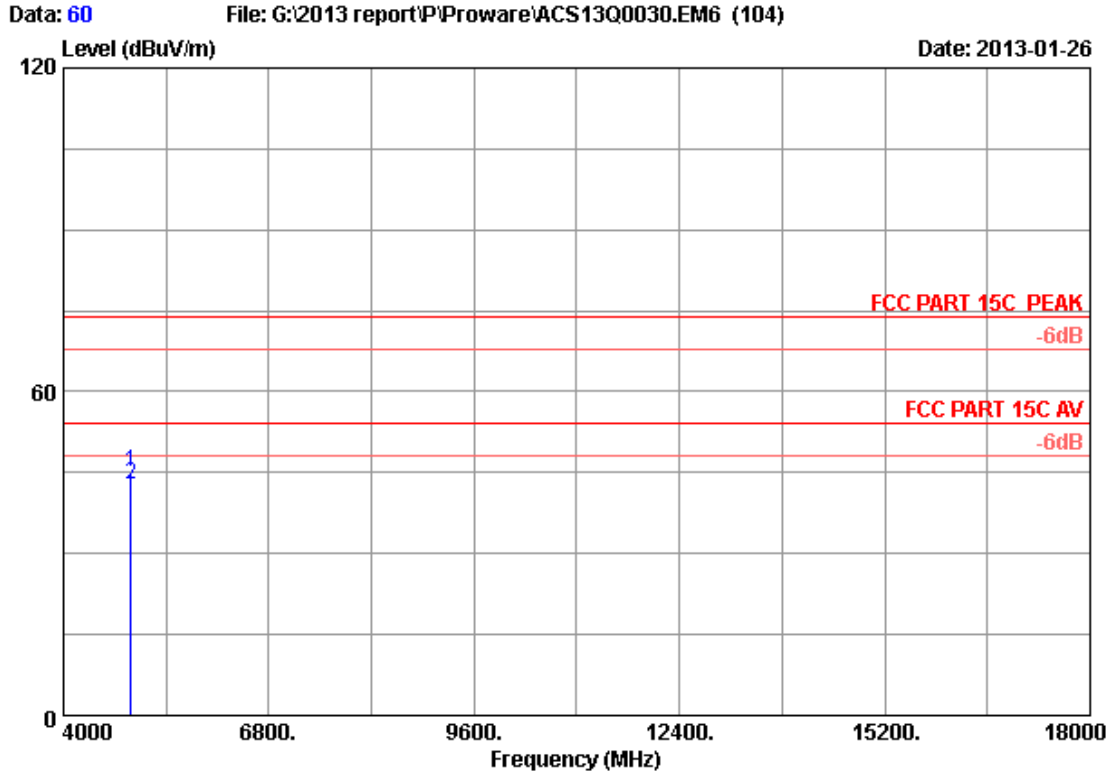
	Ant. Factor (dB/m)	Cable loss (dB)	Amp. Factor (dB)	Reading (dBuV)	Emission Level (dBuV/m)	Limits (dBuV/m)	Margin (dB)	Remark
1	28.05	6.12	34.44	99.50	99.23	74.00	-25.23	Peak

Remarks:

1. Emission Level= Antenna Factor + Cable Loss -Amp Factor + Reading.
2. The emission levels that are 20dB below the official limit are not reported.



Site no. : 3m Chamber Data no. : 59
Dis. / Ant. : 3m 2011 3115 4580 Ant. pol. : VERTICAL
Limit : FCC PART 15C PEAK
Env. / Ins. : 24.2°C/56% Engineer : Leo-Li
EUT : 150Mbps Wireless N USB Module
Power supply : DC 5V From PC Input AC 120V/60Hz
Test mode : IEEE802.11n CH11 2462MHz Tx
M/N : PW-MN427_56I
:



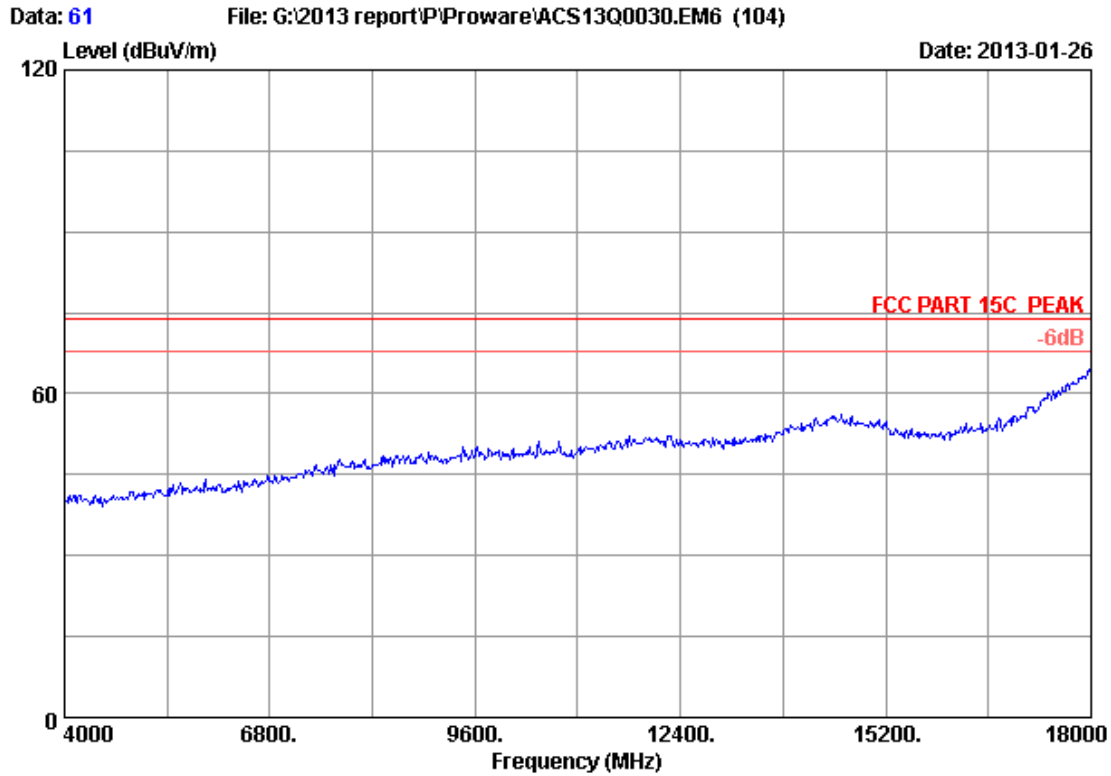
```

Site no.      : 3m Chamber           Data no.   : 60
Dis. / Ant.  : 3m 2011 3115 4580    Ant. pol.  : VERTICAL
Limit        : FCC PART 15C PEAK
Env. / Ins.  : 24.2*C/56%           Engineer   : Leo-Li
EUT          : 150Mbps Wireless N USB Module
Power supply : DC 5V From PC Input AC 120V/60Hz
Test mode    : IEEE802.11n CH11 2462MHz Tx
M/N          : PW-MN427_56I
    
```

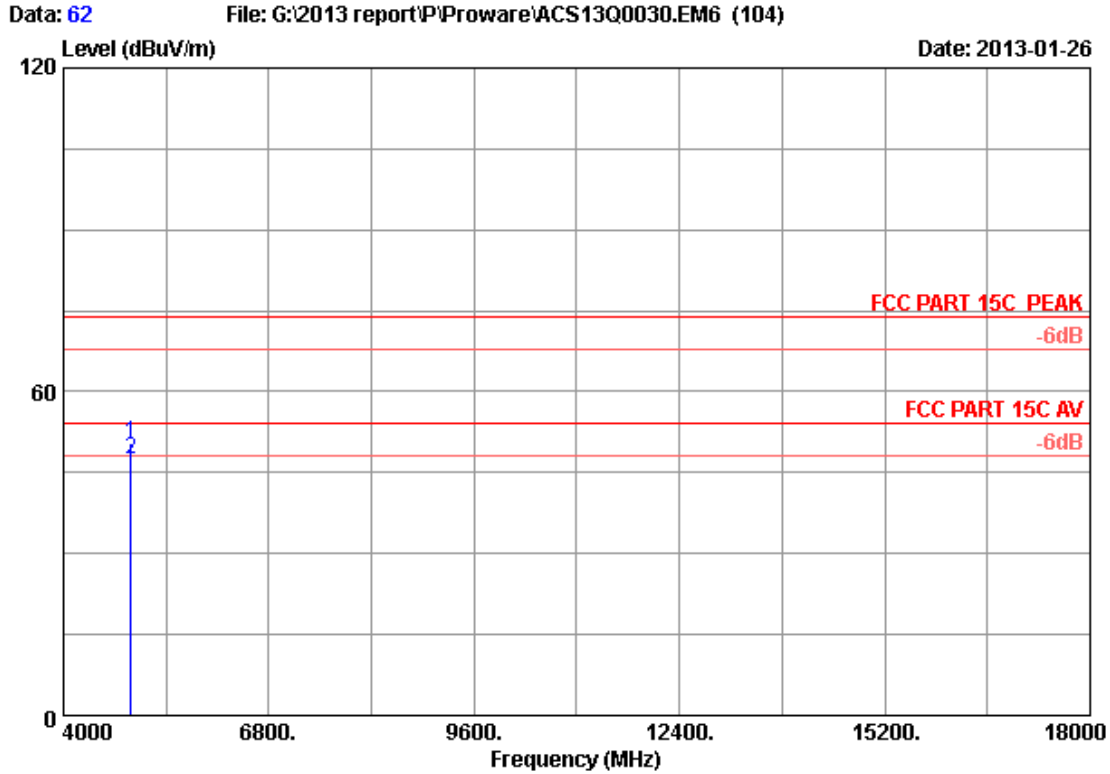
	Freq. (MHz)	Ant. Factor (dB/m)	Cable loss (dB)	Amp. Factor (dB)	Reading (dBuV)	Emission Level (dBuV/m)	Limits (dBuV/m)	Margin (dB)	Remark
1	4924.000	33.08	8.62	34.60	38.03	45.13	74.00	28.87	Peak
2	4924.000	33.08	8.62	34.60	35.72	42.82	54.00	11.18	Average

Remarks:

1. Emission Level= Antenna Factor + Cable Loss -Amp Factor + Reading.
2. The emission levels that are 20dB below the official limit are not reported.



Site no. : 3m Chamber Data no. : 61
Dis. / Ant. : 3m 2011 3115 4580 Ant. pol. : HORIZONTAL
Limit : FCC PART 15C PEAK
Env. / Ins. : 24.2°C/56% Engineer : Leo-Li
EUT : 150Mbps Wireless N USB Module
Power supply : DC 5V From PC Input AC 120V/60Hz
Test mode : IEEE802.11n CH11 2462MHz Tx
M/N : PW-MN427_56I
:

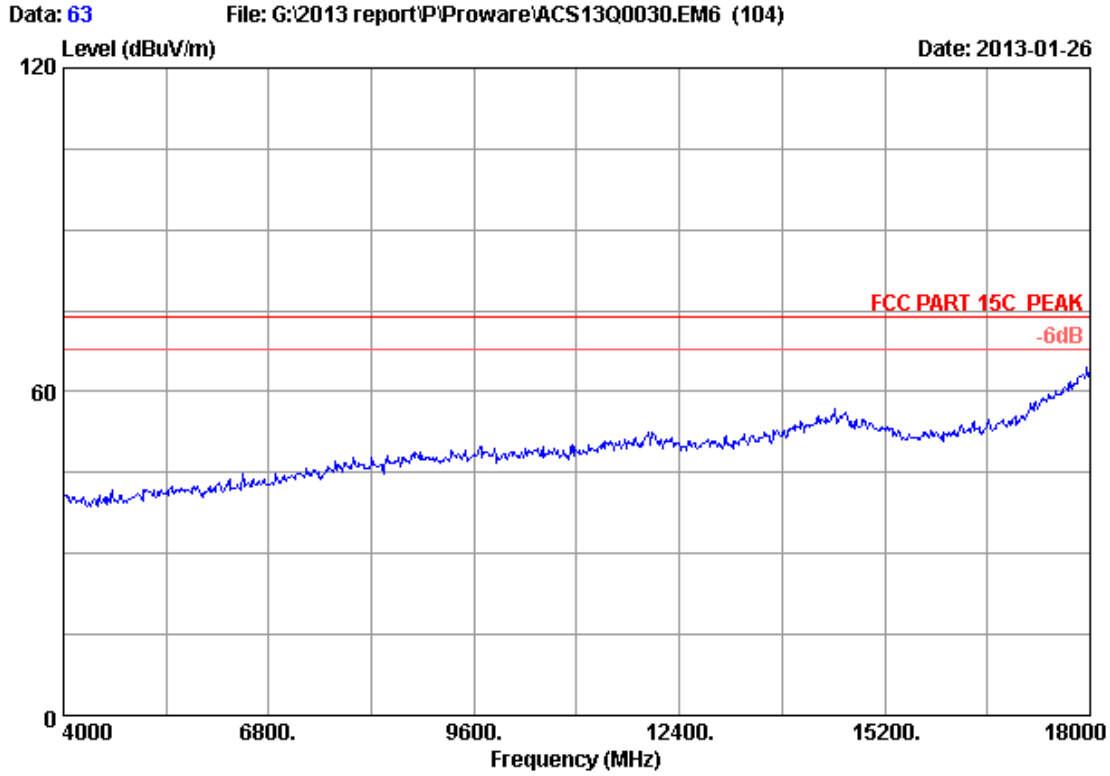


Site no. : 3m Chamber Data no. : 62
 Dis. / Ant. : 3m 2011 3115 4580 Ant. pol. : HORIZONTAL
 Limit : FCC PART 15C PEAK
 Env. / Ins. : 24.2°C/56% Engineer : Leo-Li
 EUT : 150Mbps Wireless N USB Module
 Power supply : DC 5V From PC Input AC 120V/60Hz
 Test mode : IEEE802.11n CH11 2462MHz Tx
 M/N : PW-MN427_56I

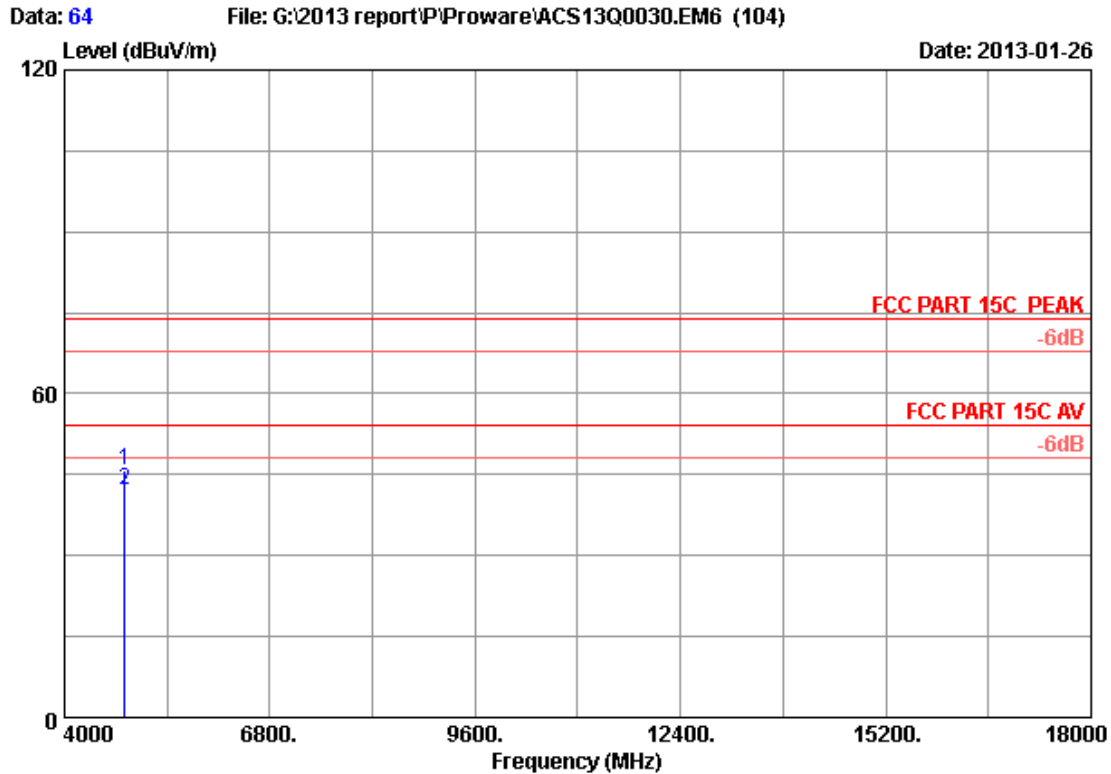
	Freq. (MHz)	Ant. Factor (dB/m)	Cable loss (dB)	Amp. Factor (dB)	Reading (dBuV)	Emission Level (dBuV/m)	Limits (dBuV/m)	Margin (dB)	Remark
1	4924.000	33.08	8.62	34.60	43.23	50.33	74.00	23.67	Peak
2	4924.000	33.08	8.62	34.60	40.22	47.32	54.00	6.68	Average

Remarks:

- Emission Level= Antenna Factor + Cable Loss -Amp Factor + Reading.
- The emission levels that are 20dB below the official limit are not reported.



Site no. : 3m Chamber Data no. : 63
Dis. / Ant. : 3m 2011 3115 4580 Ant. pol. : VERTICAL
Limit : FCC PART 15C PEAK
Env. / Ins. : 24.2°C/56% Engineer : Leo-Li
EUT : 150Mbps Wireless N USB Module
Power supply : DC 5V From PC Input AC 120V/60Hz
Test mode : IEEE802.11nHT20 CH1 2412MHz Tx
M/N : PW-MN427_56I
:

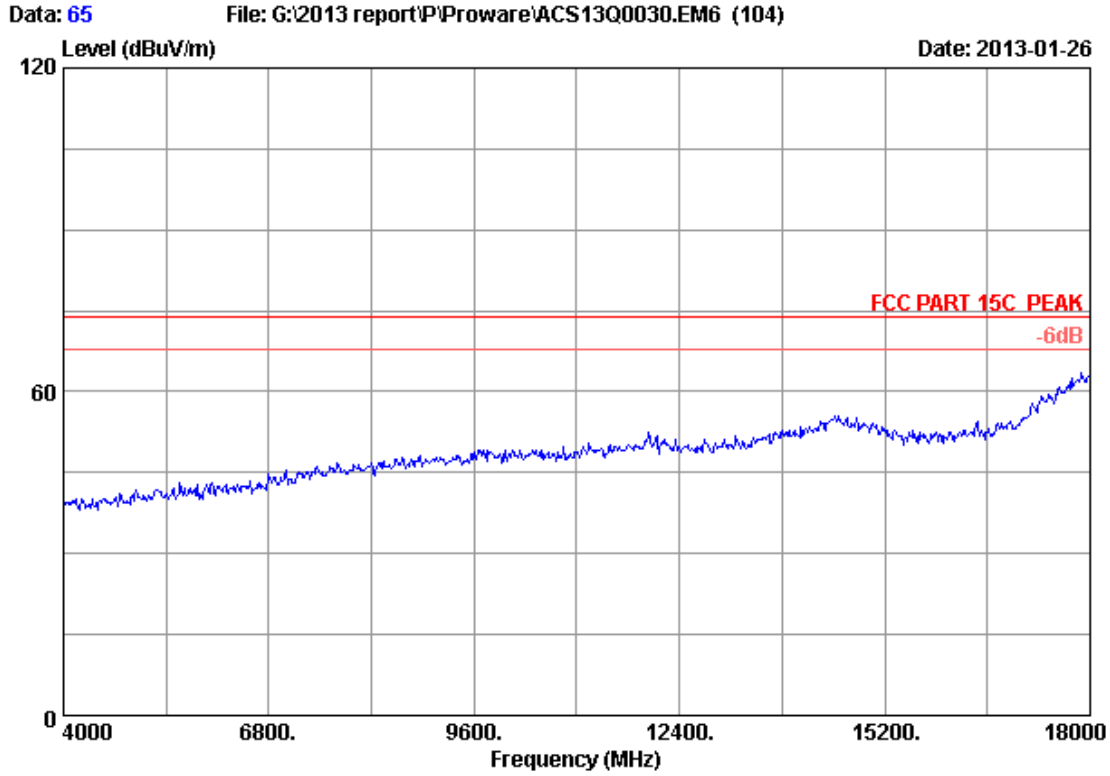


Site no. : 3m Chamber Data no. : 64
 Dis. / Ant. : 3m 2011 3115 4580 Ant. pol. : VERTICAL
 Limit : FCC PART 15C PEAK
 Env. / Ins. : 24.2°C/56% Engineer : Leo-Li
 EUT : 150Mbps Wireless N USB Module
 Power supply : DC 5V From PC Input AC 120V/60Hz
 Test mode : IEEE802.11nHT20 CH1 2412MHz Tx
 M/N : PW-MN427_56I
 :

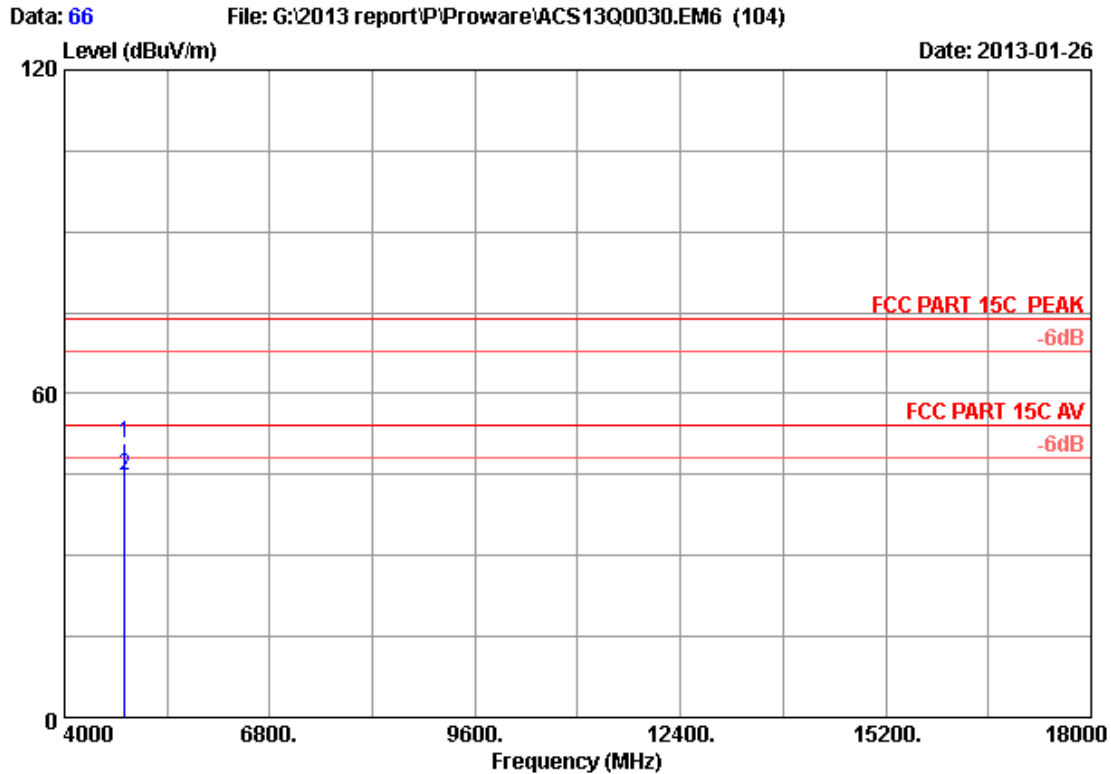
	Freq. (MHz)	Ant. Factor (dB/m)	Cable loss (dB)	Amp. Factor (dB)	Reading (dBuV)	Emission Level (dBuV/m)	Limits (dBuV/m)	Margin (dB)	Remark
1	4824.000	32.89	8.53	34.60	39.05	45.87	74.00	28.13	Peak
2	4824.000	32.89	8.53	34.60	35.26	42.08	54.00	11.92	Average

Remarks:

1. Emission Level= Antenna Factor + Cable Loss -Amp Factor + Reading.
2. The emission levels that are 20dB below the official limit are not reported.



Site no. : 3m Chamber Data no. : 65
Dis. / Ant. : 3m 2011 3115 4580 Ant. pol. : HORIZONTAL
Limit : FCC PART 15C PEAK
Env. / Ins. : 24.2°C/56% Engineer : Leo-Li
EUT : 150Mbps Wireless N USB Module
Power supply : DC 5V From PC Input AC 120V/60Hz
Test mode : IEEE802.11nHT20 CH1 2412MHz Tx
M/N : PW-MN427_56I
:



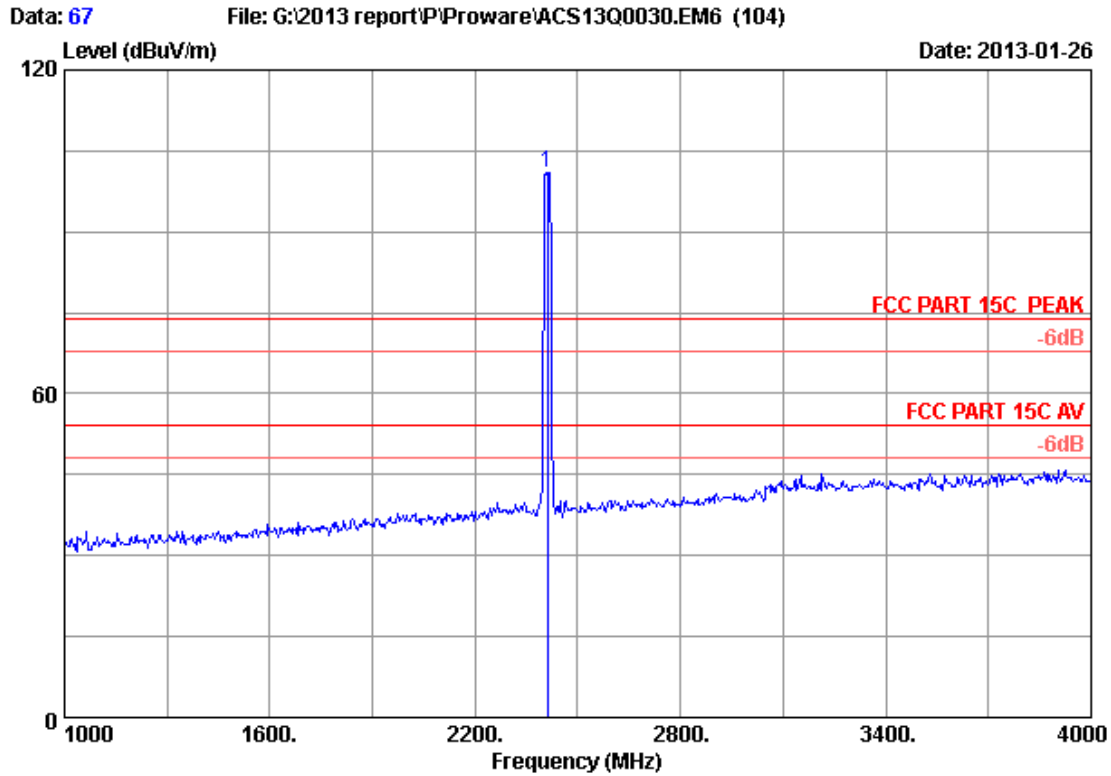
```

Site no.      : 3m Chamber           Data no.   : 66
Dis. / Ant.  : 3m 2011 3115 4580    Ant. pol.  : HORIZONTAL
Limit       : FCC PART 15C PEAK
Env. / Ins.  : 24.2*C/56%           Engineer   : Leo-Li
EUT         : 150Mbps Wireless N USB Module
Power supply : DC 5V From PC Input AC 120V/60Hz
Test mode    : IEEE802.11nHT20 CH1 2412MHz Tx
M/N         : PW-MN427_56I
    
```

	Freq. (MHz)	Ant. Factor (dB/m)	Cable loss (dB)	Amp. Factor (dB)	Reading (dBuV)	Emission Level (dBuV/m)	Limits (dBuV/m)	Margin (dB)	Remark
1	4824.000	32.89	8.53	34.60	44.15	50.97	74.00	23.03	Peak
2	4824.000	32.89	8.53	34.60	37.82	44.64	54.00	9.36	Average

Remarks:

1. Emission Level= Antenna Factor + Cable Loss -Amp Factor + Reading.
2. The emission levels that are 20dB below the official limit are not reported.



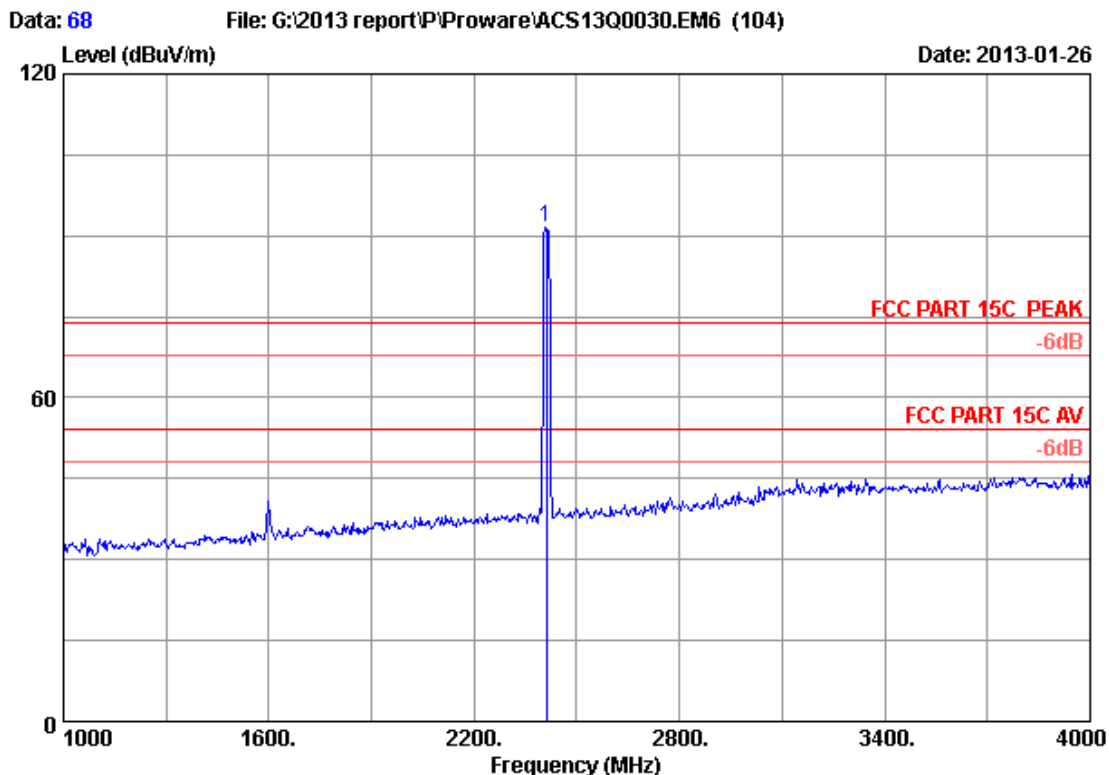
```

Site no.      : 3m Chamber           Data no.   : 67
Dis. / Ant.   : 3m 2011 3115 4580    Ant. pol.  : HORIZONTAL
Limit        : FCC PART 15C PEAK
Env. / Ins.   : 24.2*C/56%           Engineer   : Leo-Li
EUT          : 150Mbps Wireless N USB Module
Power supply  : DC 5V From PC Input AC 120V/60Hz
Test mode    : IEEE802.11nHT20 CH1 2412MHz Tx
M/N          : PW-MN427_56I
    
```

	Ant. Factor (dB/m)	Cable loss (dB)	Amp. Factor (dB)	Reading (dBuV)	Emission Level (dBuV/m)	Limits (dBuV/m)	Margin (dB)	Remark
1	27.98	6.03	34.44	101.25	100.82	74.00	-26.82	Peak

Remarks:

1. Emission Level= Antenna Factor + Cable Loss -Amp Factor + Reading.
2. The emission levels that are 20dB below the official limit are not reported.

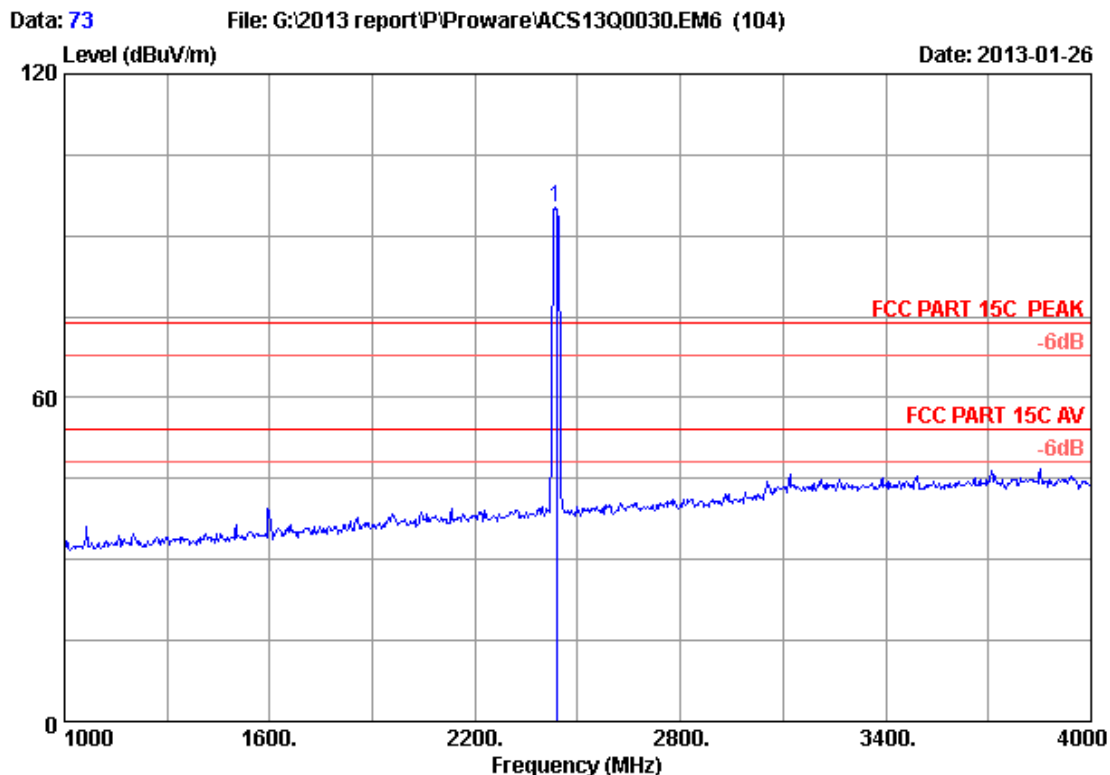


Site no. : 3m Chamber Data no. : 68
 Dis. / Ant. : 3m 2011 3115 4580 Ant. pol. : VERTICAL
 Limit : FCC PART 15C PEAK
 Env. / Ins. : 24.2°C/56% Engineer : Leo-Li
 EUT : 150Mbps Wireless N USB Module
 Power supply : DC 5V From PC Input AC 120V/60Hz
 Test mode : IEEE802.11nHT20 CH1 2412MHz Tx
 M/N : PW-MN427_56I
 :

	Ant. Factor (dB/m)	Cable loss (dB)	Amp. Factor (dB)	Emission Reading (dBuV)	Emission Level (dBuV/m)	Limits (dBuV/m)	Margin (dB)	Remark
1	27.98	6.03	34.44	92.00	91.57	74.00	-17.57	Peak

Remarks:

1. Emission Level= Antenna Factor + Cable Loss -Amp Factor + Reading.
2. The emission levels that are 20dB below the official limit are not reported.



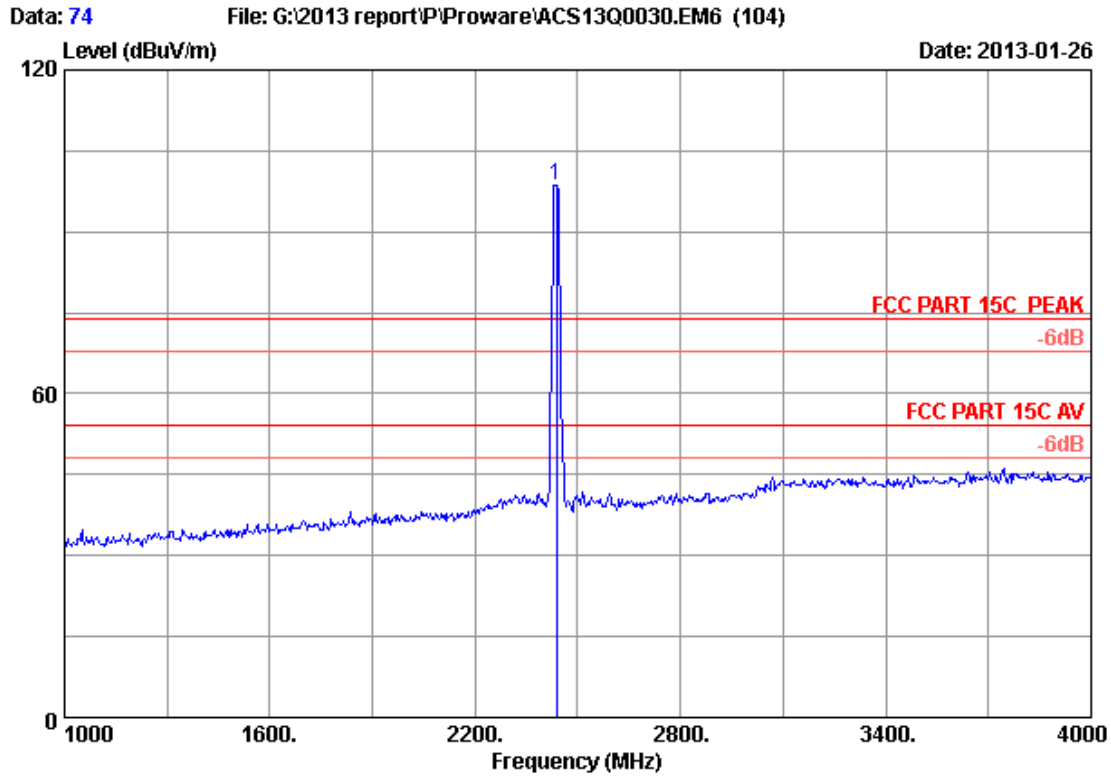
```

Site no.      : 3m Chamber           Data no.   : 73
Dis. / Ant.  : 3m 2011 3115 4580    Ant. pol.  : VERTICAL
Limit        : FCC PART 15C PEAK
Env. / Ins.  : 24.2*C/56%           Engineer   : Leo-Li
EUT          : 150Mbps Wireless N USB Module
Power supply : DC 5V From PC Input AC 120V/60Hz
Test mode    : IEEE802.11nHT20 CH6 2437MHz Tx
M/N         : PW-MN427_56I
    
```

	Ant. Factor (dB/m)	Cable loss (dB)	Amp. Factor (dB)	Reading (dBuV)	Emission Level (dBuV/m)	Limits (dBuV/m)	Margin (dB)	Remark
1	28.03	6.06	34.44	95.65	95.30	74.00	-21.30	Peak

Remarks:

1. Emission Level= Antenna Factor + Cable Loss -Amp Factor + Reading.
2. The emission levels that are 20dB below the official limit are not reported.



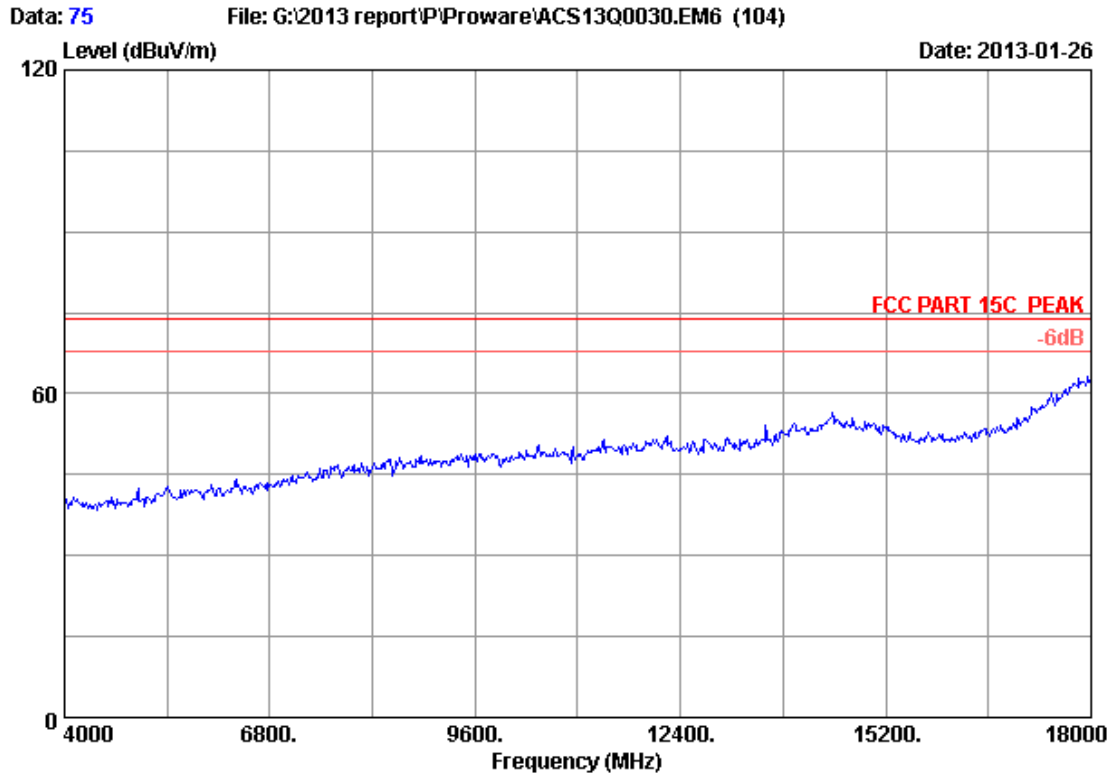
```

Site no.      : 3m Chamber           Data no.   : 74
Dis. / Ant.  : 3m 2011 3115 4580    Ant. pol.  : HORIZONTAL
Limit        : FCC PART 15C PEAK
Env. / Ins.  : 24.2*C/56%           Engineer   : Leo-Li
EUT          : 150Mbps Wireless N USB Module
Power supply : DC 5V From PC Input AC 120V/60Hz
Test mode    : IEEE802.11nHT20 CH6 2437MHz Tx
M/N         : PW-MN427_56I
:
  
```

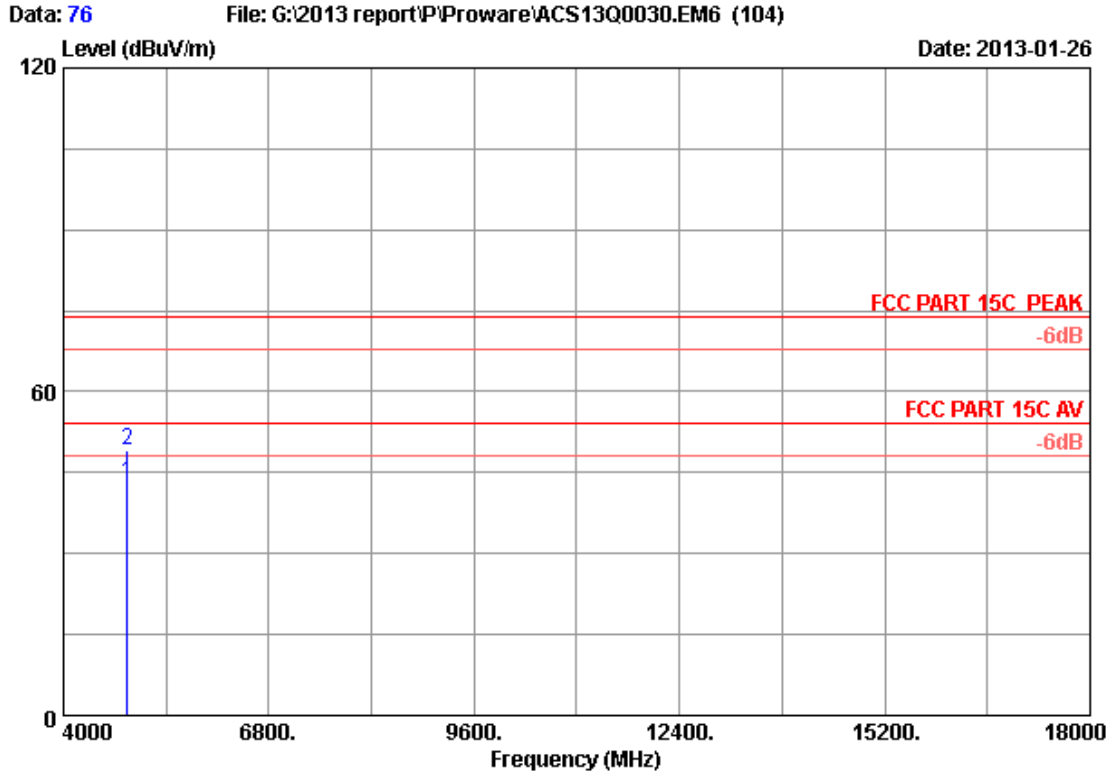
	Ant. Factor (dB/m)	Cable loss (dB)	Amp. Factor (dB)	Reading (dBuV)	Emission Level (dBuV/m)	Limits (dBuV/m)	Margin (dB)	Remark
1	28.03	6.06	34.44	99.04	98.69	74.00	-24.69	Peak

Remarks:

1. Emission Level= Antenna Factor + Cable Loss -Amp Factor + Reading.
2. The emission levels that are 20dB below the official limit are not reported.



Site no. : 3m Chamber Data no. : 75
Dis. / Ant. : 3m 2011 3115 4580 Ant. pol. : VERTICAL
Limit : FCC PART 15C PEAK
Env. / Ins. : 24.2°C/56% Engineer : Leo-Li
EUT : 150Mbps Wireless N USB Module
Power supply : DC 5V From PC Input AC 120V/60Hz
Test mode : IEEE802.11nHT20 CH6 2437MHz Tx
M/N : PW-MN427_56I
:

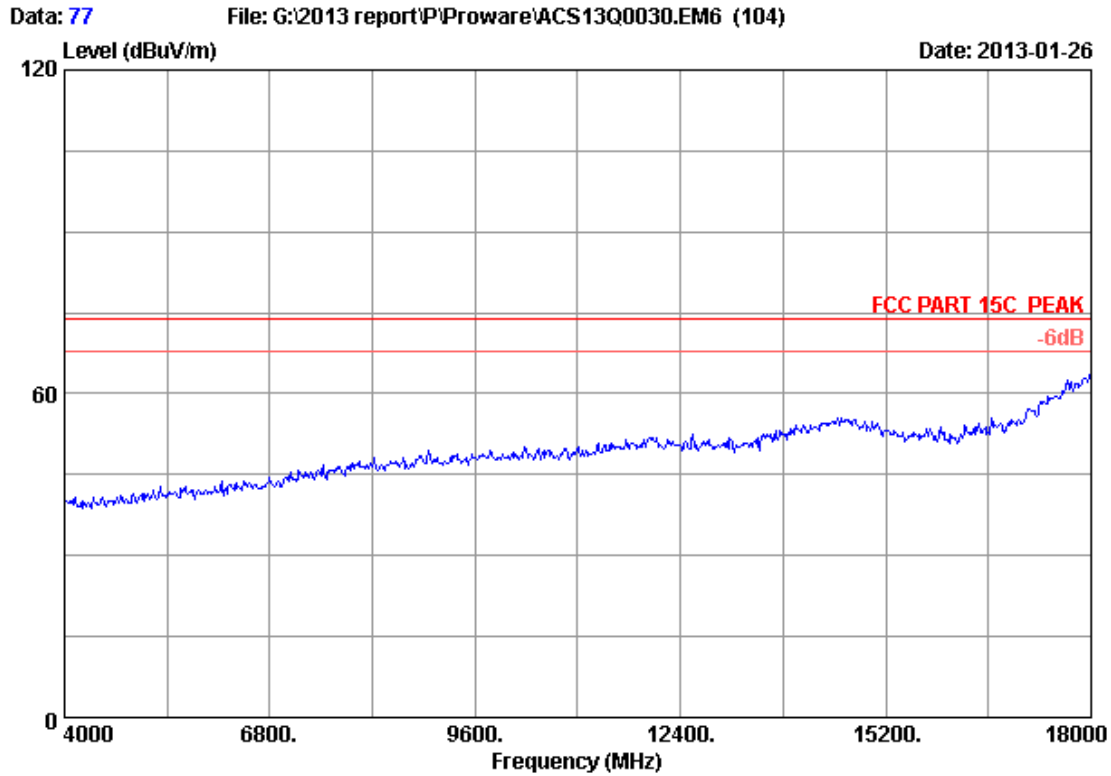


Site no. : 3m Chamber Data no. : 76
 Dis. / Ant. : 3m 2011 3115 4580 Ant. pol. : VERTICAL
 Limit : FCC PART 15C PEAK
 Env. / Ins. : 24.2°C/56% Engineer : Leo-Li
 EUT : 150Mbps Wireless N USB Module
 Power supply : DC 5V From PC Input AC 120V/60Hz
 Test mode : IEEE802.11nHT20 CH6 2437MHz Tx
 M/N : PW-MN427_56I
 :

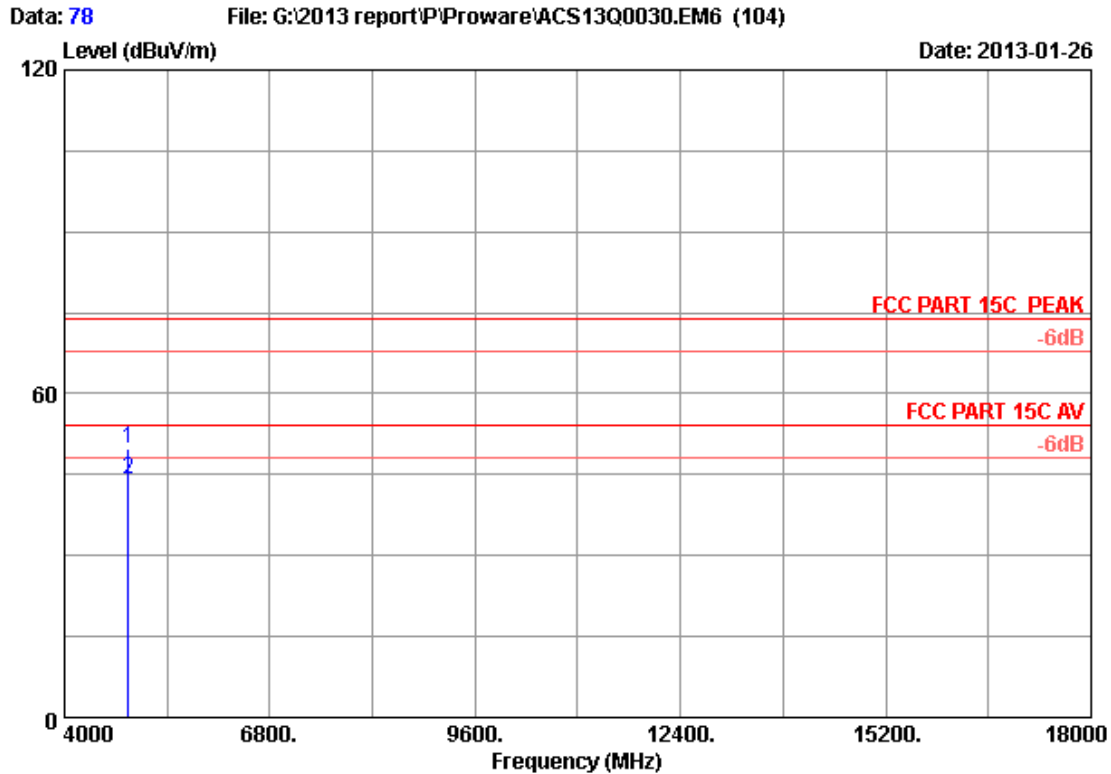
	Freq. (MHz)	Ant. Factor (dB/m)	Cable loss (dB)	Amp. Factor (dB)	Reading (dBuV)	Emission Level (dBuV/m)	Limits (dBuV/m)	Margin (dB)	Remark
1	4874.000	32.98	8.58	34.60	36.27	43.23	54.00	10.77	Average
2	4874.000	32.98	8.58	34.60	42.16	49.12	74.00	24.88	Peak

Remarks:

1. Emission Level= Antenna Factor + Cable Loss -Amp Factor + Reading.
2. The emission levels that are 20dB below the official limit are not reported.



Site no. : 3m Chamber Data no. : 77
Dis. / Ant. : 3m 2011 3115 4580 Ant. pol. : HORIZONTAL
Limit : FCC PART 15C PEAK
Env. / Ins. : 24.2°C/56% Engineer : Leo-Li
EUT : 150Mbps Wireless N USB Module
Power supply : DC 5V From PC Input AC 120V/60Hz
Test mode : IEEE802.11nHT20 CH6 2437MHz Tx
M/N : PW-MN427_56I
:

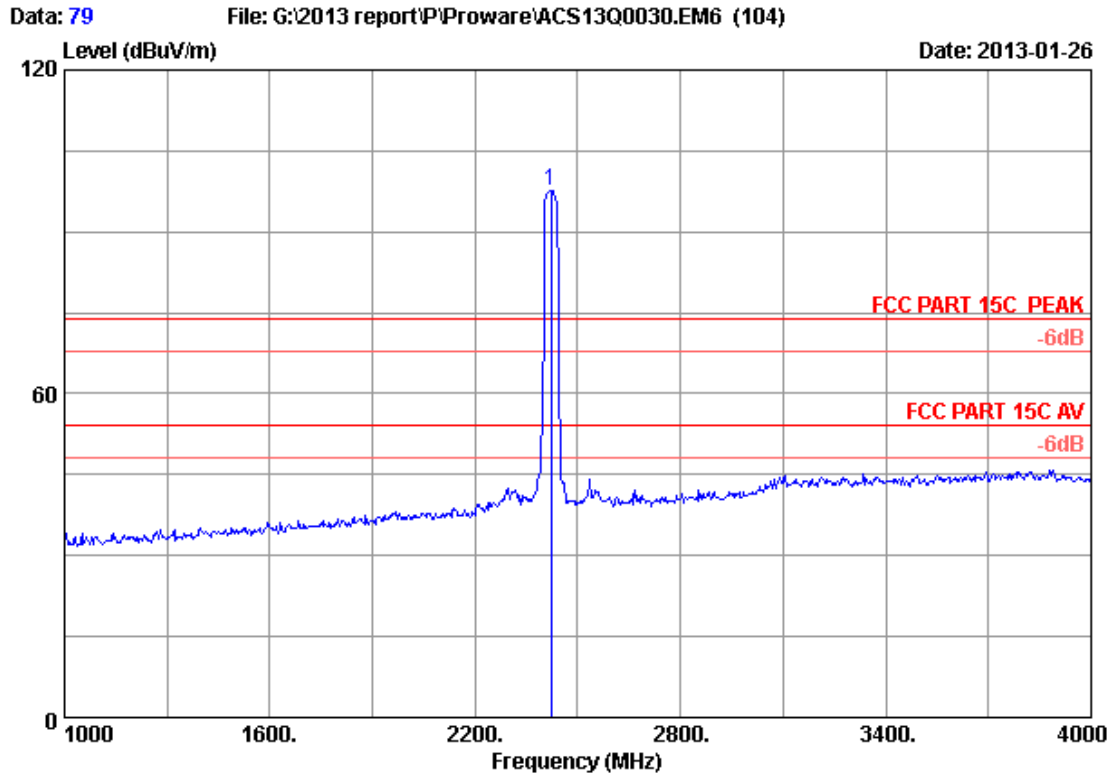


Site no. : 3m Chamber Data no. : 78
 Dis. / Ant. : 3m 2011 3115 4580 Ant. pol. : HORIZONTAL
 Limit : FCC PART 15C PEAK
 Env. / Ins. : 24.2°C/56% Engineer : Leo-Li
 EUT : 150Mbps Wireless N USB Module
 Power supply : DC 5V From PC Input AC 120V/60Hz
 Test mode : IEEE802.11nHT20 CH6 2437MHz Tx
 M/N : PW-MN427_56I
 :

	Ant.	Cable	Amp.	Emission				
Freq.	Factor	loss	Factor	Reading	Level	Limits	Margin	Remark
(MHz)	(dB/m)	(dB)	(dB)	(dBuV)	(dBuV/m)	(dBuV/m)	(dB)	
1 4874.000	32.98	8.58	34.60	43.01	49.97	74.00	24.03	Peak
2 4874.000	32.98	8.58	34.60	37.03	43.99	54.00	10.01	Average

Remarks:

1. Emission Level= Antenna Factor + Cable Loss -Amp Factor + Reading.
2. The emission levels that are 20dB below the official limit are not reported.



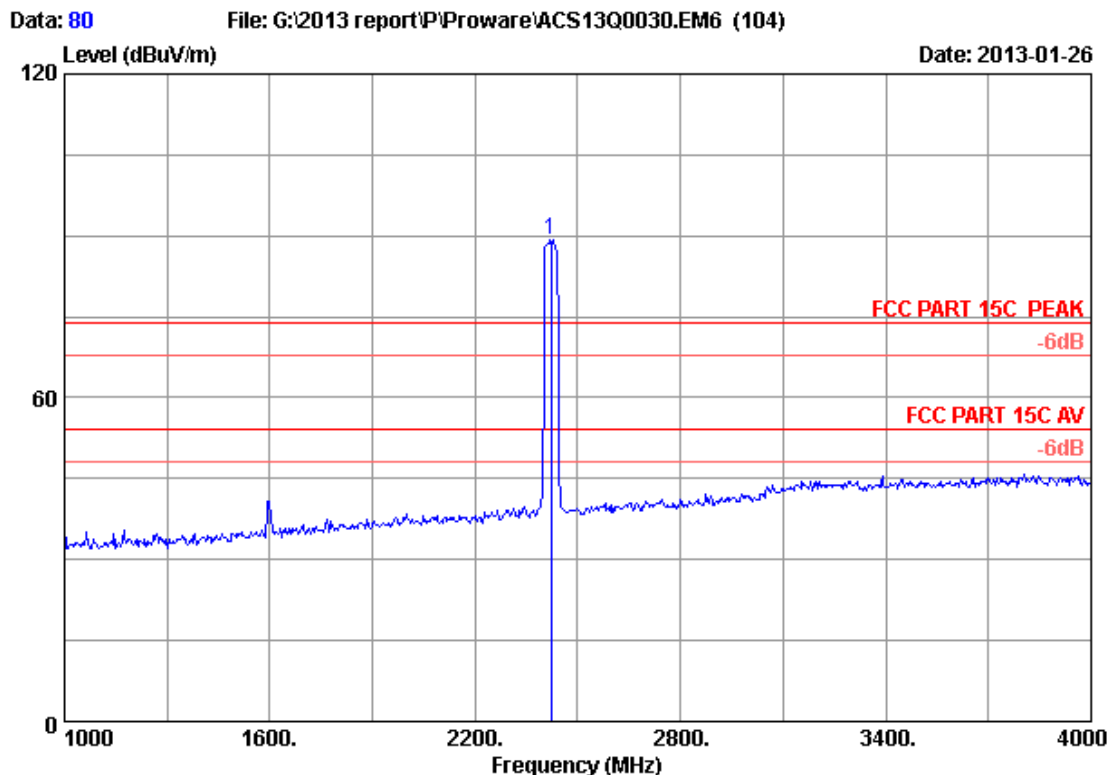
```

Site no.      : 3m Chamber           Data no.   : 79
Dis. / Ant.  : 3m 2011 3115 4580    Ant. pol.  : HORIZONTAL
Limit        : FCC PART 15C PEAK
Env. / Ins.  : 24.2*C/56%           Engineer   : Leo-Li
EUT          : 150Mbps Wireless N USB Module
Power supply : DC 5V From PC Input AC 120V/60Hz
Test mode    : IEEE802.11nHT40 CH1 2422MHz Tx
M/N          : PW-MN427_56I
    
```

	Ant. Factor (dB/m)	Cable loss (dB)	Amp. Factor (dB)	Reading (dBuV)	Emission Level (dBuV/m)	Limits (dBuV/m)	Margin (dB)	Remark
1	28.00	6.06	34.44	98.15	97.77	74.00	-23.77	Peak

Remarks:

1. Emission Level= Antenna Factor + Cable Loss -Amp Factor + Reading.
2. The emission levels that are 20dB below the official limit are not reported.



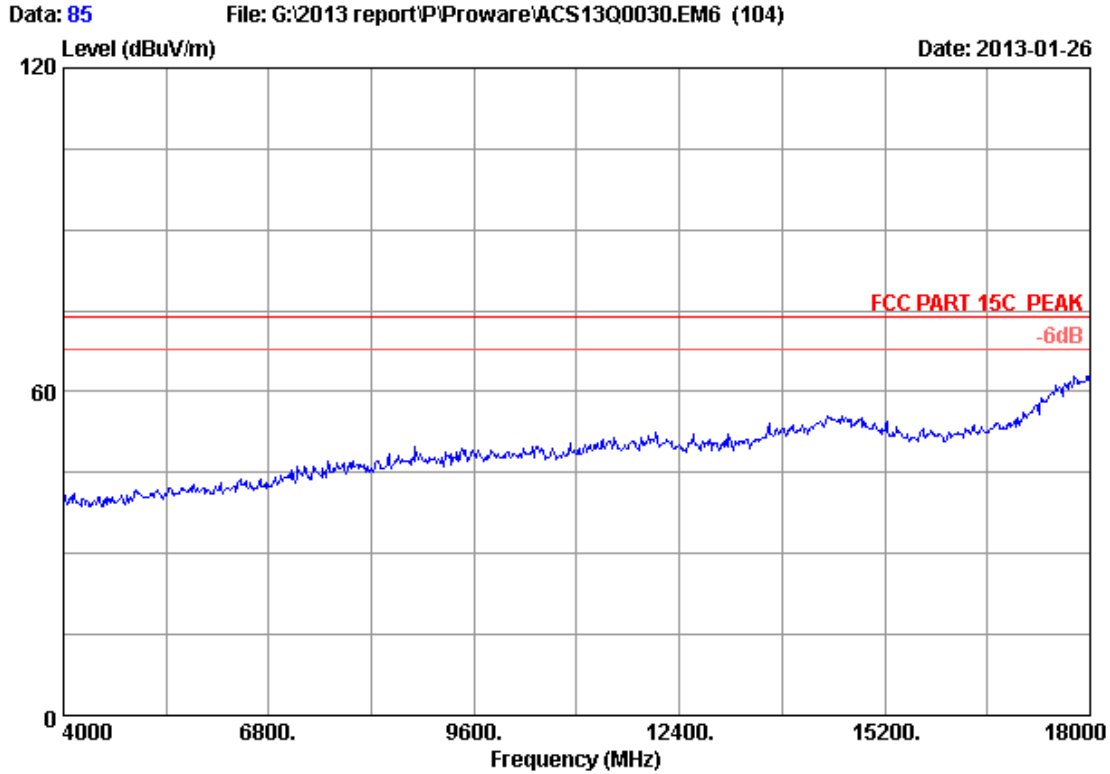
```

Site no.      : 3m Chamber           Data no.   : 80
Dis. / Ant.  : 3m 2011 3115 4580     Ant. pol.  : VERTICAL
Limit        : FCC PART 15C PEAK
Env. / Ins.  : 24.2*C/56%           Engineer   : Leo-Li
EUT          : 150Mbps Wireless N USB Module
Power supply : DC 5V From PC Input AC 120V/60Hz
Test mode    : IEEE802.11nHT40 CH1 2422MHz Tx
M/N          : PW-MN427_56I
    
```

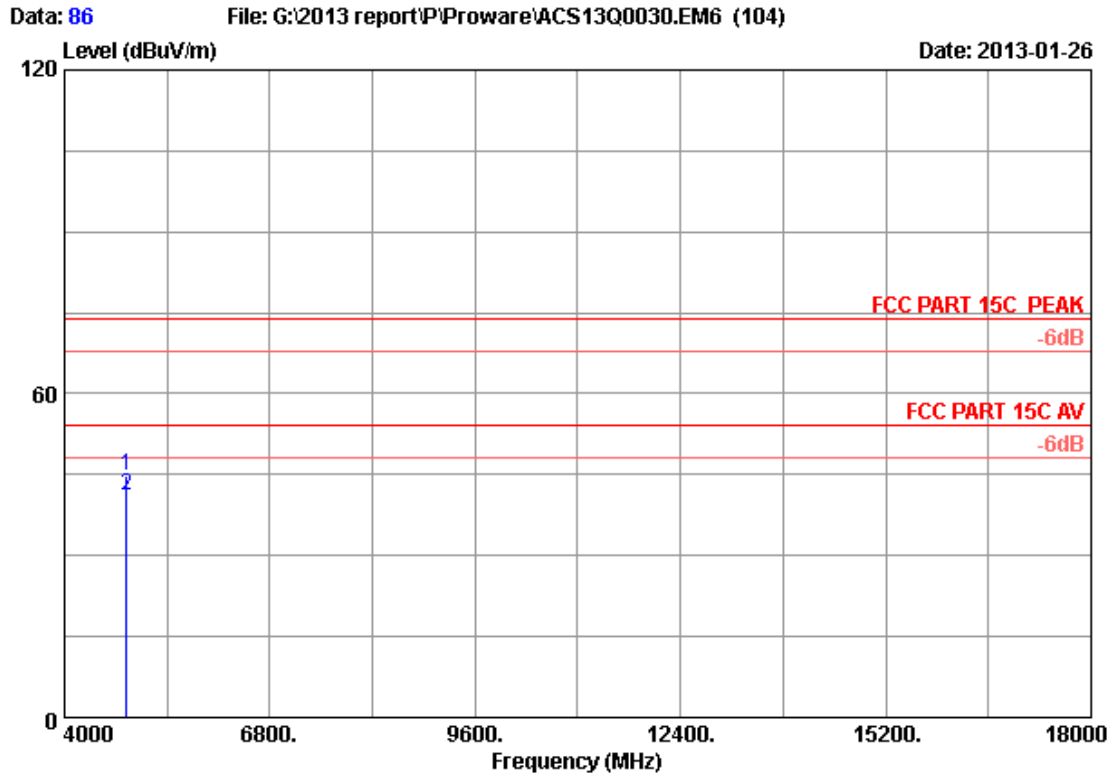
	Ant. Factor (dB/m)	Cable loss (dB)	Amp. Factor (dB)	Reading (dBuV)	Emission Level (dBuV/m)	Limits (dBuV/m)	Margin (dB)	Remark
1	28.00	6.06	34.44	89.56	89.18	74.00	-15.18	Peak

Remarks:

1. Emission Level= Antenna Factor + Cable Loss -Amp Factor + Reading.
2. The emission levels that are 20dB below the official limit are not reported.



Site no. : 3m Chamber Data no. : 85
Dis. / Ant. : 3m 2011 3115 4580 Ant. pol. : VERTICAL
Limit : FCC PART 15C PEAK
Env. / Ins. : 24.2°C/56% Engineer : Leo-Li
EUT : 150Mbps Wireless N USB Module
Power supply : DC 5V From PC Input AC 120V/60Hz
Test mode : IEEE802.11nHT40 CH1 2422MHz Tx
M/N : PW-MN427_56I
:



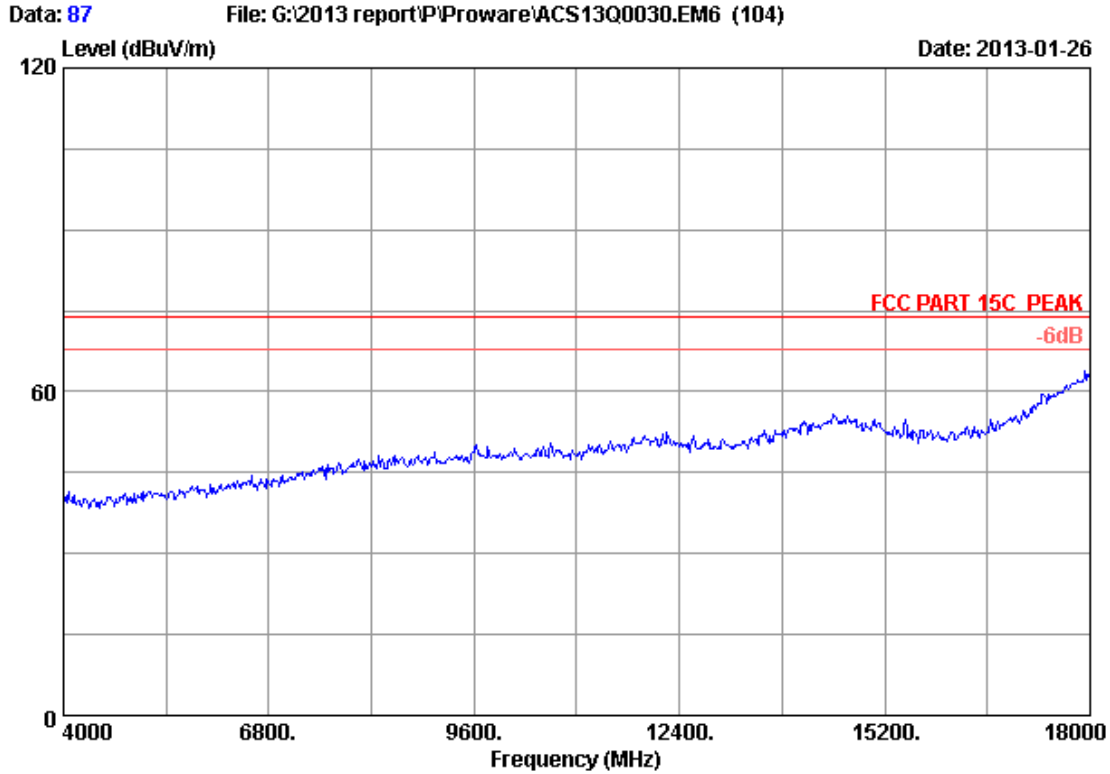
```

Site no.      : 3m Chamber           Data no.   : 86
Dis. / Ant.  : 3m 2011 3115 4580    Ant. pol.  : VERTICAL
Limit        : FCC PART 15C PEAK
Env. / Ins.  : 24.2*C/56%           Engineer   : Leo-Li
EUT          : 150Mbps Wireless N USB Module
Power supply : DC 5V From PC Input AC 120V/60Hz
Test mode    : IEEE802.11nHT40 CH1 2422MHz Tx
M/N          : PW-MN427_56I
    
```

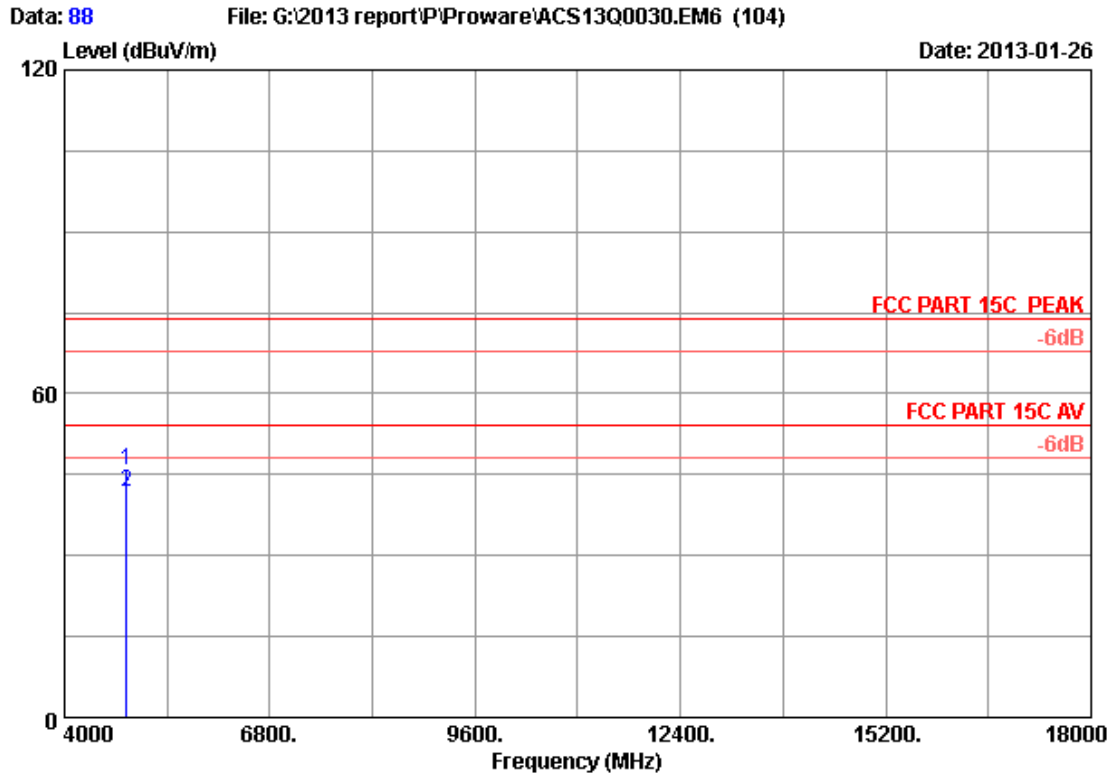
	Freq. (MHz)	Ant. Factor (dB/m)	Cable loss (dB)	Amp. Factor (dB)	Reading (dBuV)	Emission Level (dBuV/m)	Limits (dBuV/m)	Margin (dB)	Remark
1	4844.000	32.92	8.55	34.60	38.01	44.88	74.00	29.12	Peak
2	4844.000	32.92	8.55	34.60	34.25	41.12	54.00	12.88	Average

Remarks:

1. Emission Level= Antenna Factor + Cable Loss -Amp Factor + Reading.
2. The emission levels that are 20dB below the official limit are not reported.



Site no. : 3m Chamber Data no. : 87
Dis. / Ant. : 3m 2011 3115 4580 Ant. pol. : HORIZONTAL
Limit : FCC PART 15C PEAK
Env. / Ins. : 24.2°C/56% Engineer : Leo-Li
EUT : 150Mbps Wireless N USB Module
Power supply : DC 5V From PC Input AC 120V/60Hz
Test mode : IEEE802.11nHT40 CH1 2422MHz Tx
M/N : PW-MN427_56I
:



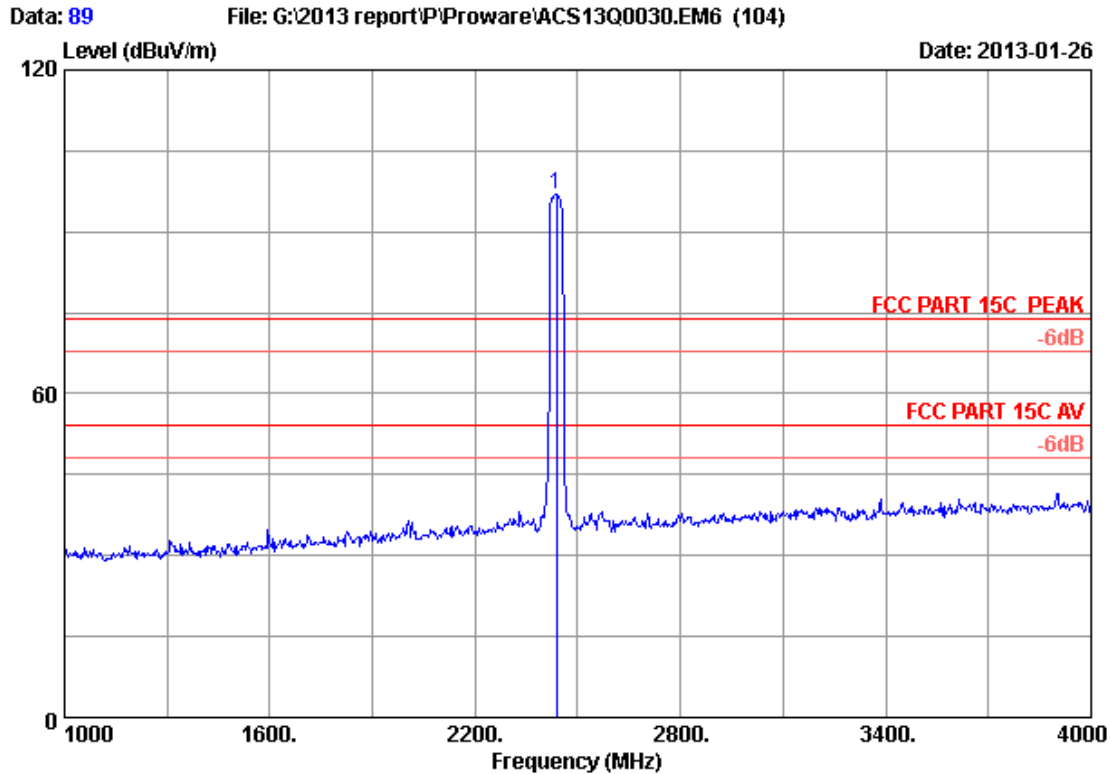
```

Site no.      : 3m Chamber           Data no.   : 88
Dis. / Ant.   : 3m 2011 3115 4580    Ant. pol.  : HORIZONTAL
Limit        : FCC PART 15C PEAK
Env. / Ins.   : 24.2*C/56%          Engineer   : Leo-Li
EUT          : 150Mbps Wireless N USB Module
Power supply  : DC 5V From PC Input AC 120V/60Hz
Test mode    : IEEE802.11nHT40 CH1 2422MHz Tx
M/N          : PW-MN427_56I
    
```

	Freq. (MHz)	Ant. Factor (dB/m)	Cable loss (dB)	Amp. Factor (dB)	Reading (dBuV)	Emission Level (dBuV/m)	Limits (dBuV/m)	Margin (dB)	Remark
1	4844.000	32.92	8.55	34.60	38.85	45.72	74.00	28.28	Peak
2	4844.000	32.92	8.55	34.60	35.03	41.90	54.00	12.10	Average

Remarks:

1. Emission Level= Antenna Factor + Cable Loss -Amp Factor + Reading.
2. The emission levels that are 20dB below the official limit are not reported.

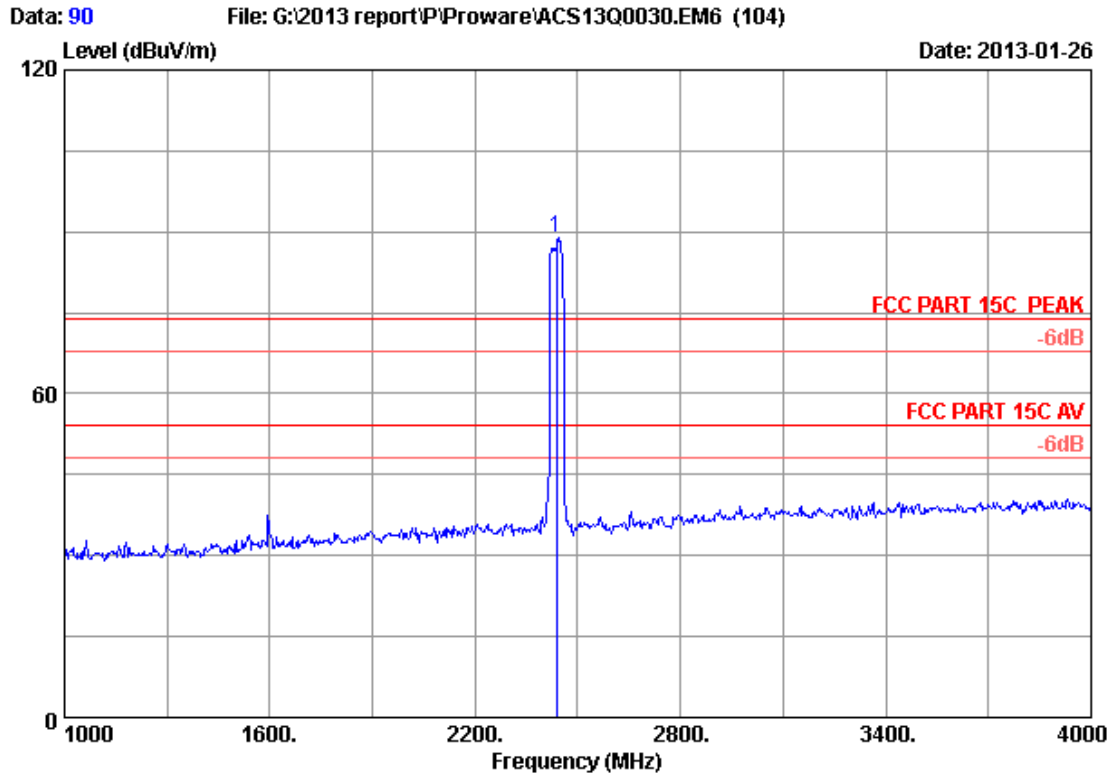


Site no. : 3m Chamber Data no. : 89
 Dis. / Ant. : 3m 2011 3115 4580 Ant. pol. : HORIZONTAL
 Limit : FCC PART 15C PEAK
 Env. / Ins. : 24.2°C/56% Engineer : Leo-Li
 EUT : 150Mbps Wireless N USB Module
 Power supply : DC 5V From PC Input AC 120V/60Hz
 Test mode : IEEE802.11nHT40 CH4 2437MHz Tx
 M/N : PW-MN427_56I
 :

	Ant. Factor (dB/m)	Cable loss (dB)	Amp. Factor (dB)	Reading (dBuV)	Emission Level (dBuV/m)	Limits (dBuV/m)	Margin (dB)	Remark
1	28.03	6.06	34.44	97.28	96.93	74.00	-22.93	Peak

Remarks:

1. Emission Level= Antenna Factor + Cable Loss -Amp Factor + Reading.
2. The emission levels that are 20dB below the official limit are not reported.



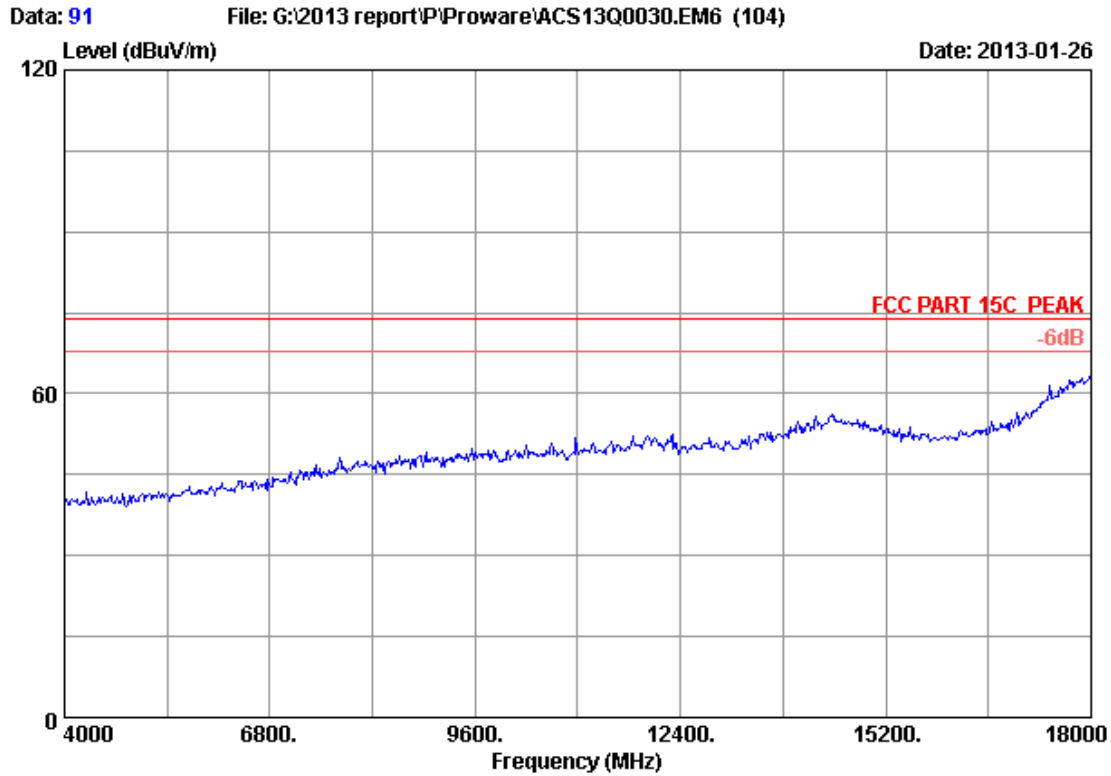
```

Site no.      : 3m Chamber           Data no.   : 90
Dis. / Ant.  : 3m 2011 3115 4580    Ant. pol.  : VERTICAL
Limit        : FCC PART 15C PEAK
Env. / Ins.  : 24.2*C/56%           Engineer   : Leo-Li
EUT          : 150Mbps Wireless N USB Module
Power supply : DC 5V From PC Input AC 120V/60Hz
Test mode    : IEEE802.11nHT40 CH4 2437MHz Tx
M/N          : PW-MN427_56I
    
```

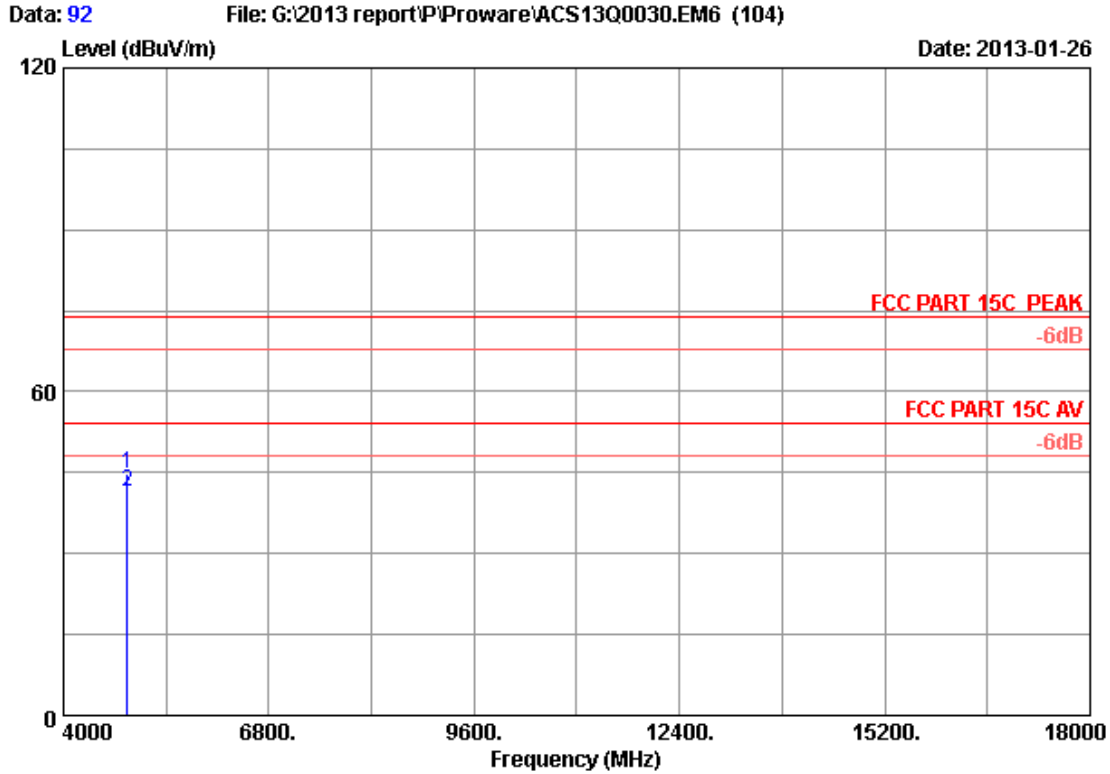
	Ant. Factor (dB/m)	Cable loss (dB)	Amp. Factor (dB)	Reading (dBuV)	Emission Level (dBuV/m)	Limits (dBuV/m)	Margin (dB)	Remark
1	28.03	6.06	34.44	89.32	88.97	74.00	-14.97	Peak

Remarks:

1. Emission Level= Antenna Factor + Cable Loss -Amp Factor + Reading.
2. The emission levels that are 20dB below the official limit are not reported.



Site no. : 3m Chamber Data no. : 91
Dis. / Ant. : 3m 2011 3115 4580 Ant. pol. : VERTICAL
Limit : FCC PART 15C PEAK
Env. / Ins. : 24.2°C/56% Engineer : Leo-Li
EUT : 150Mbps Wireless N USB Module
Power supply : DC 5V From PC Input AC 120V/60Hz
Test mode : IEEE802.11nHT40 CH4 2437MHz Tx
M/N : PW-MN427_56I
:



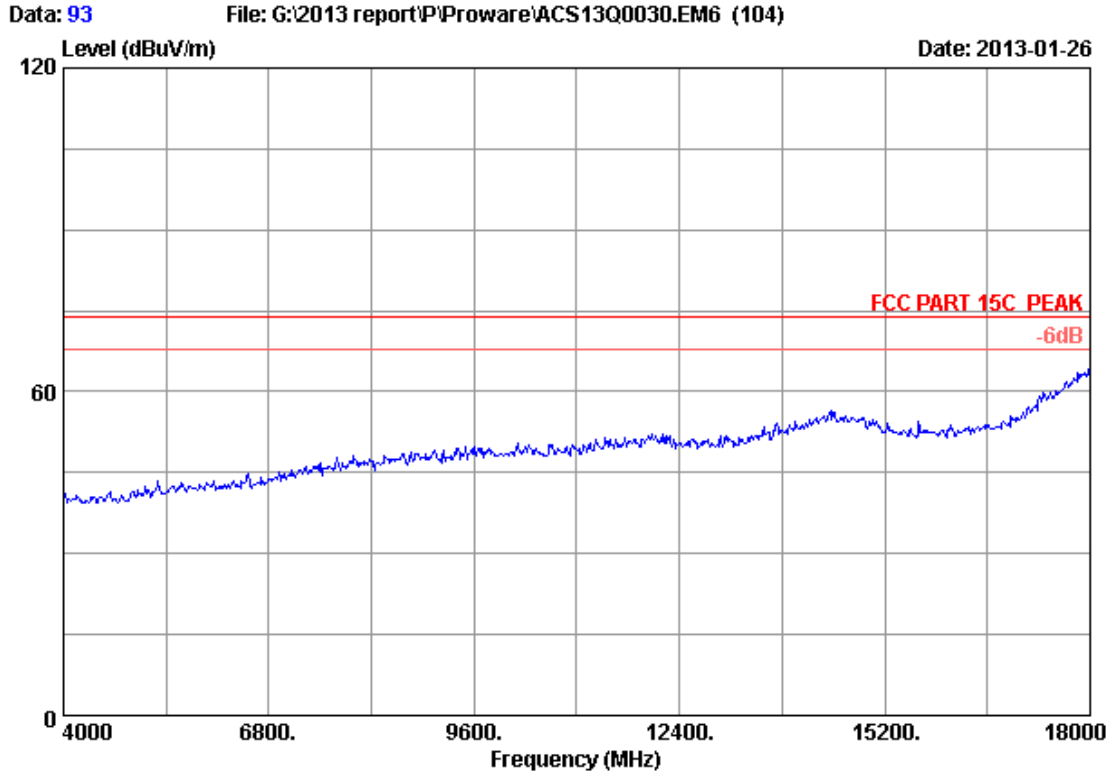
```

Site no.      : 3m Chamber           Data no.   : 92
Dis. / Ant.  : 3m 2011 3115 4580    Ant. pol.  : VERTICAL
Limit        : FCC PART 15C PEAK
Env. / Ins.  : 24.2*C/56%           Engineer   : Leo-Li
EUT          : 150Mbps Wireless N USB Module
Power supply : DC 5V From PC Input AC 120V/60Hz
Test mode    : IEEE802.11nHT40 CH4 2437MHz Tx
M/N         : PW-MN427_56I
    
```

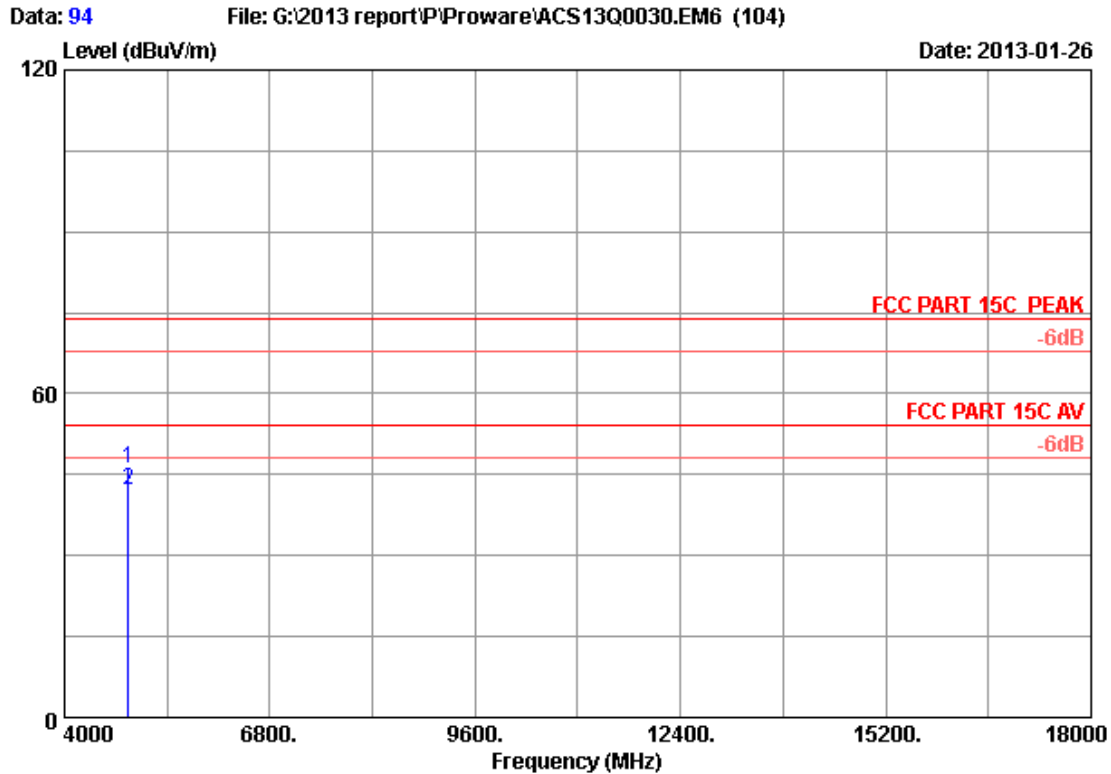
	Freq. (MHz)	Ant. Factor (dB/m)	Cable loss (dB)	Amp. Factor (dB)	Reading (dBuV)	Emission Level (dBuV/m)	Limits (dBuV/m)	Margin (dB)	Remark
1	4874.000	32.98	8.58	34.60	37.75	44.71	74.00	29.29	Peak
2	4874.000	32.98	8.58	34.60	34.47	41.43	54.00	12.57	Average

Remarks:

1. Emission Level= Antenna Factor + Cable Loss -Amp Factor + Reading.
2. The emission levels that are 20dB below the official limit are not reported.



Site no. : 3m Chamber Data no. : 93
Dis. / Ant. : 3m 2011 3115 4580 Ant. pol. : HORIZONTAL
Limit : FCC PART 15C PEAK
Env. / Ins. : 24.2°C/56% Engineer : Leo-Li
EUT : 150Mbps Wireless N USB Module
Power supply : DC 5V From PC Input AC 120V/60Hz
Test mode : IEEE802.11nHT40 CH4 2437MHz Tx
M/N : PW-MN427_56I
:



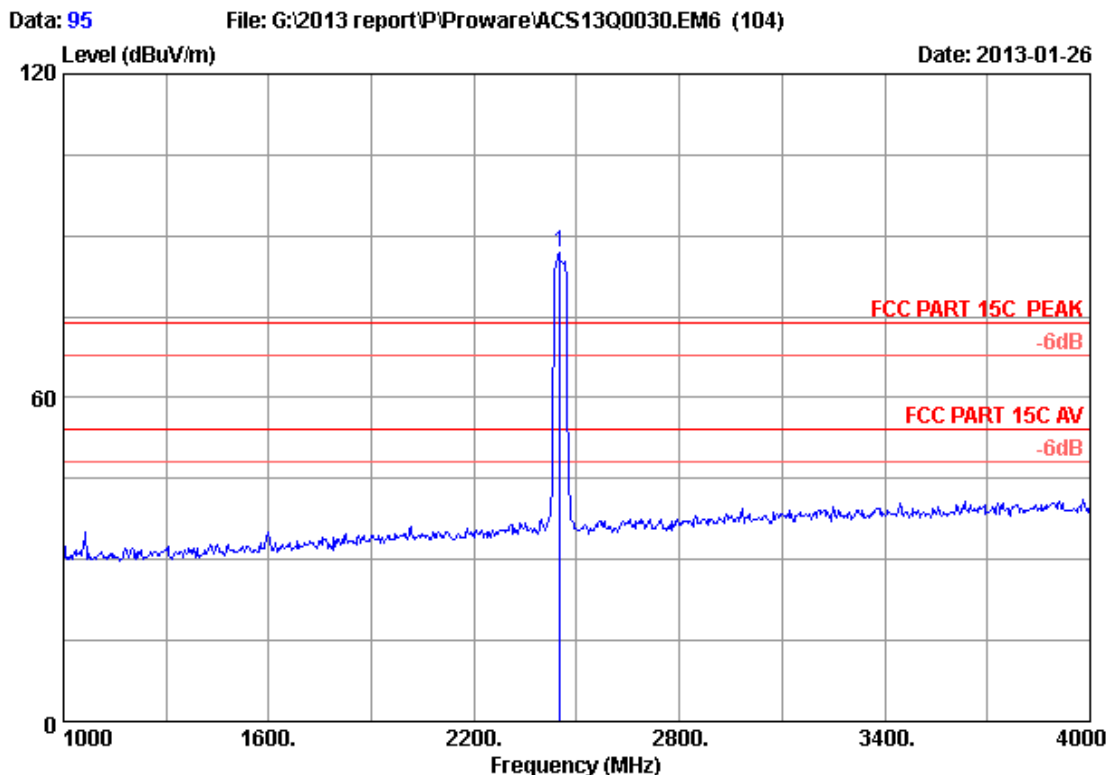
```

Site no.      : 3m Chamber           Data no.   : 94
Dis. / Ant.  : 3m 2011 3115 4580    Ant. pol.  : HORIZONTAL
Limit        : FCC PART 15C PEAK
Env. / Ins.  : 24.2*C/56%           Engineer   : Leo-Li
EUT          : 150Mbps Wireless N USB Module
Power supply : DC 5V From PC Input AC 120V/60Hz
Test mode    : IEEE802.11nHT40 CH4 2437MHz Tx
M/N          : PW-MN427_56I
    
```

	Freq. (MHz)	Ant. Factor (dB/m)	Cable loss (dB)	Amp. Factor (dB)	Reading (dBuV)	Emission Level (dBuV/m)	Limits (dBuV/m)	Margin (dB)	Remark
1	4874.000	32.98	8.58	34.60	39.15	46.11	74.00	27.89	Peak
2	4874.000	32.98	8.58	34.60	35.12	42.08	54.00	11.92	Average

Remarks:

1. Emission Level= Antenna Factor + Cable Loss -Amp Factor + Reading.
2. The emission levels that are 20dB below the official limit are not reported.

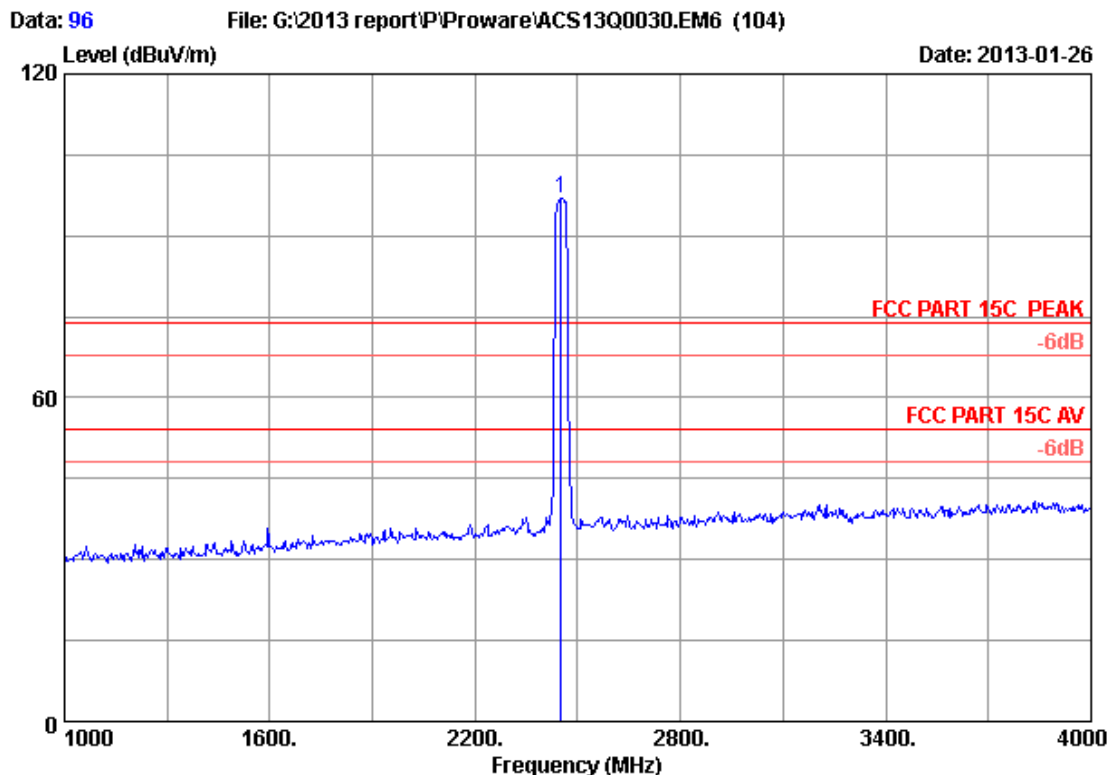


Site no. : 3m Chamber Data no. : 95
 Dis. / Ant. : 3m 2011 3115 4580 Ant. pol. : VERTICAL
 Limit : FCC PART 15C PEAK
 Env. / Ins. : 24.2°C/56% Engineer : Leo-Li
 EUT : 150Mbps Wireless N USB Module
 Power supply : DC 5V From PC Input AC 120V/60Hz
 Test mode : IEEE802.11nHT40 CH7 2452MHz Tx
 M/N : PW-MN427_56I
 :

	Ant. Factor (dB/m)	Cable loss (dB)	Amp. Factor (dB)	Reading (dBuV)	Emission Level (dBuV/m)	Limits (dBuV/m)	Margin (dB)	Remark
1	28.03	6.09	34.44	87.13	86.81	74.00	-12.81	Peak

Remarks:

1. Emission Level= Antenna Factor + Cable Loss -Amp Factor + Reading.
2. The emission levels that are 20dB below the official limit are not reported.

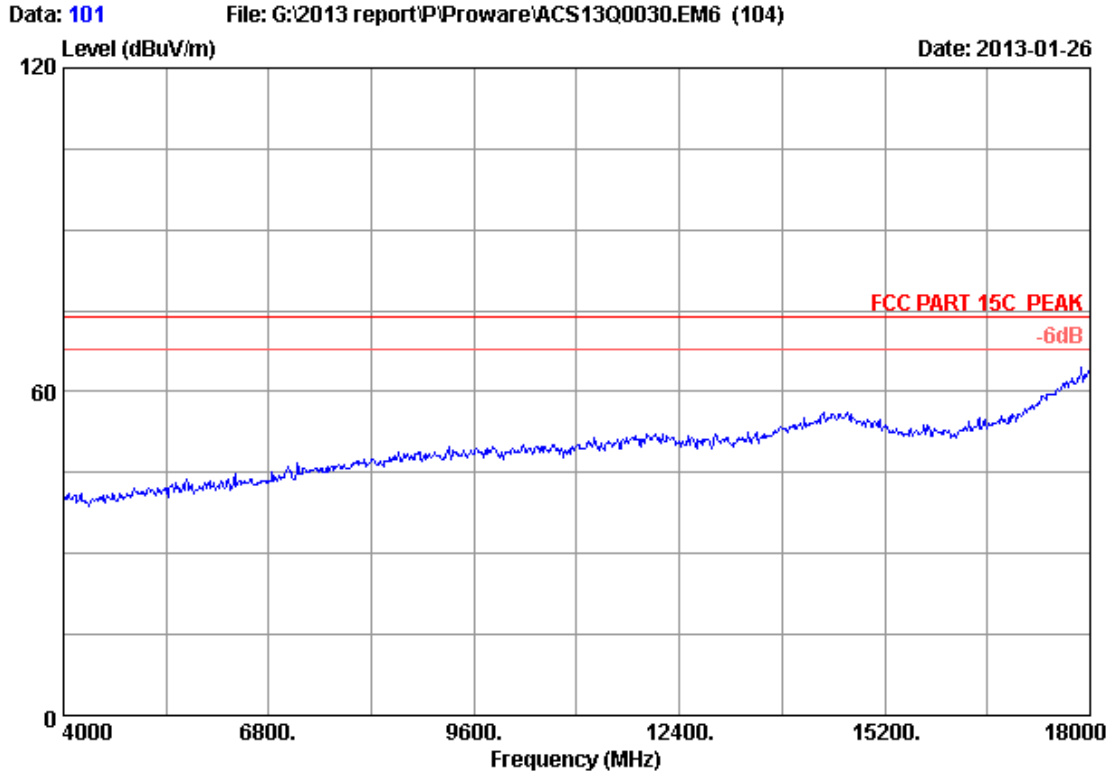


Site no. : 3m Chamber Data no. : 96
 Dis. / Ant. : 3m 2011 3115 4580 Ant. pol. : HORIZONTAL
 Limit : FCC PART 15C PEAK
 Env. / Ins. : 24.2°C/56% Engineer : Leo-Li
 EUT : 150Mbps Wireless N USB Module
 Power supply : DC 5V From PC Input AC 120V/60Hz
 Test mode : IEEE802.11nHT40 CH7 2452MHz Tx
 M/N : PW-MN427_56I
 :

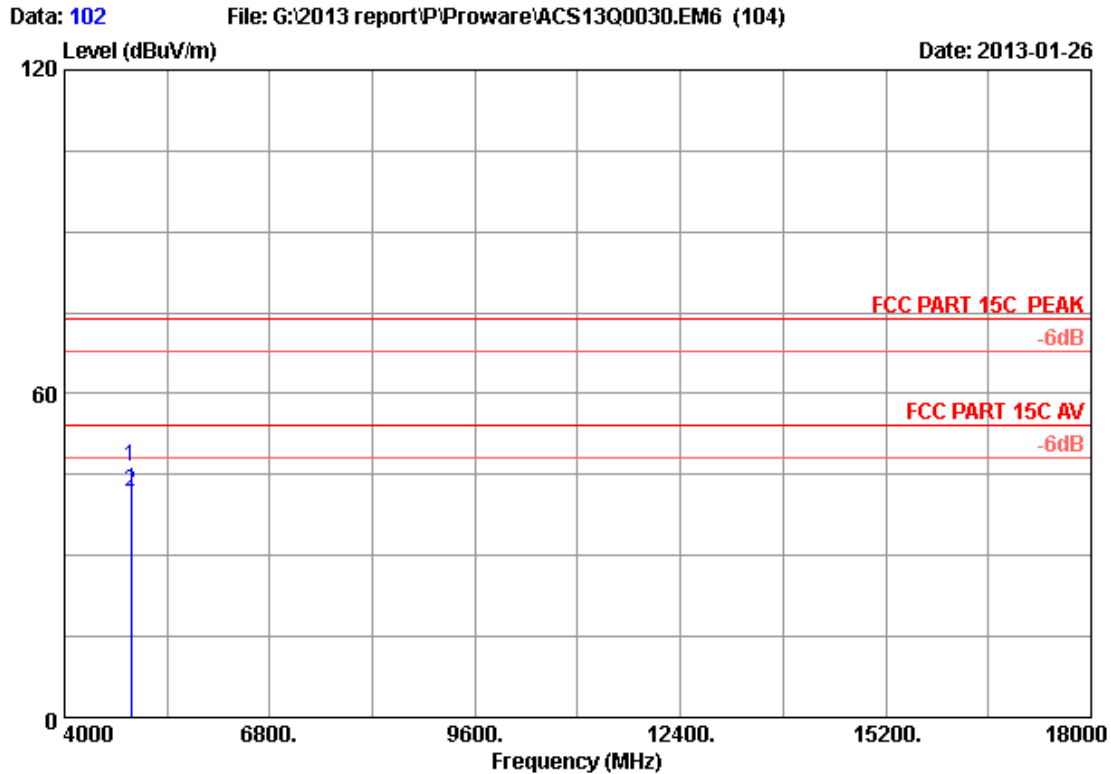
	Ant.	Cable	Amp.	Emission				
Freq.	Factor	loss	Factor	Reading	Level	Limits	Margin	Remark
(MHz)	(dB/m)	(dB)	(dB)	(dBuV)	(dBuV/m)	(dBuV/m)	(dB)	
1 2452.000	28.03	6.09	34.44	97.24	96.92	74.00	-22.92	Peak

Remarks:

1. Emission Level= Antenna Factor + Cable Loss -Amp Factor + Reading.
2. The emission levels that are 20dB below the official limit are not reported.



Site no. : 3m Chamber Data no. : 101
Dis. / Ant. : 3m 2011 3115 4580 Ant. pol. : VERTICAL
Limit : FCC PART 15C PEAK
Env. / Ins. : 24.2°C/56% Engineer : Leo-Li
EUT : 150Mbps Wireless N USB Module
Power supply : DC 5V From PC Input AC 120V/60Hz
Test mode : IEEE802.11nHT40 CH7 2452MHz Tx
M/N : PW-MN427_56I
:



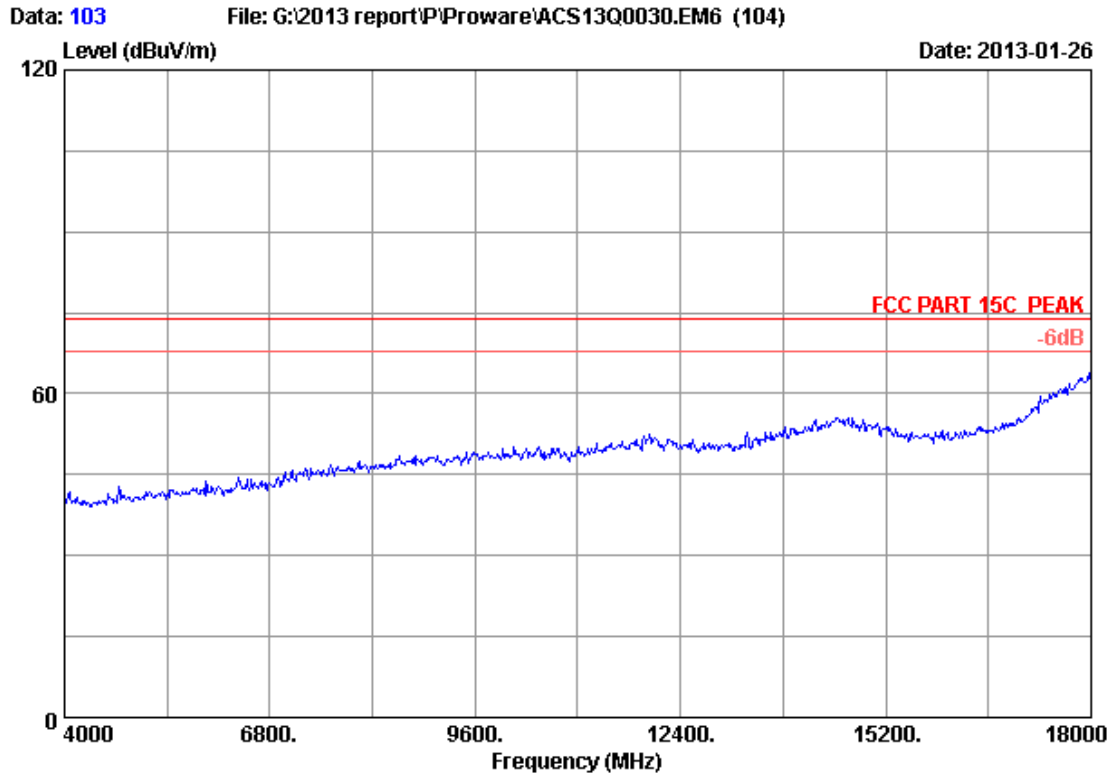
```

Site no.      : 3m Chamber           Data no.   : 102
Dis. / Ant.  : 3m 2011 3115 4580    Ant. pol.  : VERTICAL
Limit        : FCC PART 15C PEAK
Env. / Ins.  : 24.2*C/56%           Engineer   : Leo-Li
EUT          : 150Mbps Wireless N USB Module
Power supply : DC 5V From PC Input AC 120V/60Hz
Test mode    : IEEE802.11nHT40 CH7 2452MHz Tx
M/N          : PW-MN427_56I
    
```

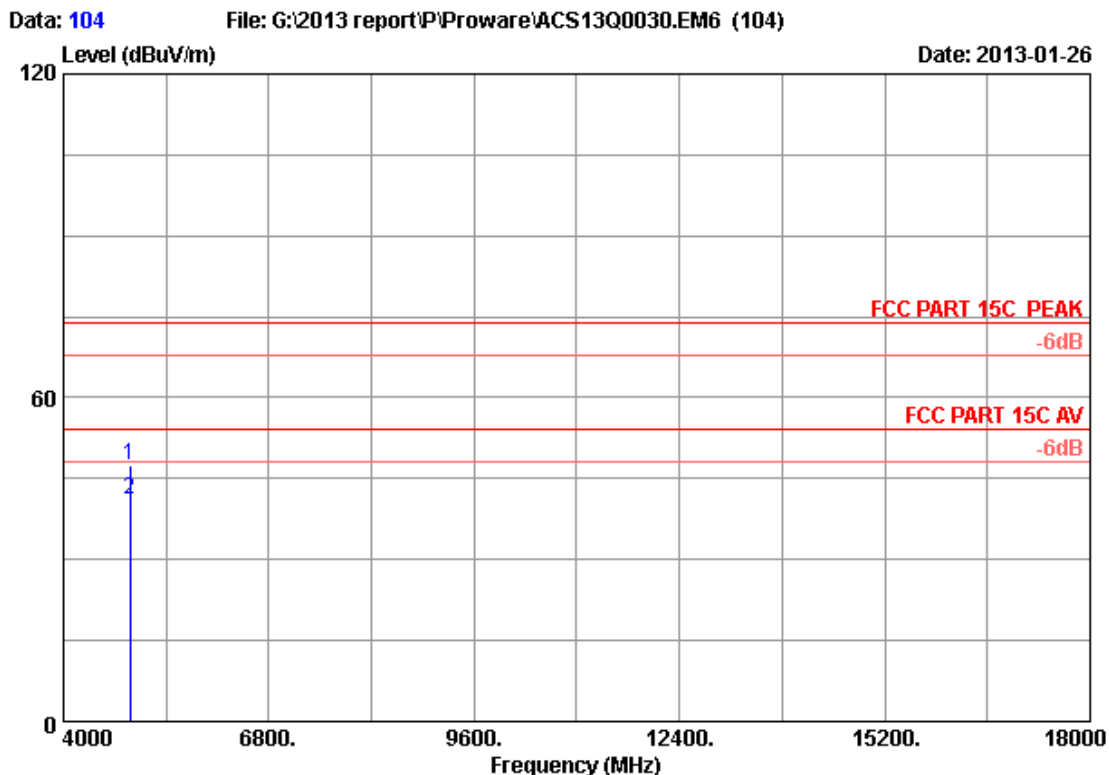
	Freq. (MHz)	Ant. Factor (dB/m)	Cable loss (dB)	Amp. Factor (dB)	Reading (dBuV)	Emission Level (dBuV/m)	Limits (dBuV/m)	Margin (dB)	Remark
1	4904.000	33.04	8.61	34.60	39.45	46.50	74.00	27.50	Peak
2	4904.000	33.04	8.61	34.60	34.66	41.71	54.00	12.29	Average

Remarks:

1. Emission Level= Antenna Factor + Cable Loss -Amp Factor + Reading.
2. The emission levels that are 20dB below the official limit are not reported.



Site no. : 3m Chamber Data no. : 103
Dis. / Ant. : 3m 2011 3115 4580 Ant. pol. : HORIZONTAL
Limit : FCC PART 15C PEAK
Env. / Ins. : 24.2°C/56% Engineer : Leo-Li
EUT : 150Mbps Wireless N USB Module
Power supply : DC 5V From PC Input AC 120V/60Hz
Test mode : IEEE802.11nHT40 CH7 2452MHz Tx
M/N : PW-MN427_56I
:



```

Site no.      : 3m Chamber           Data no.   : 104
Dis. / Ant.  : 3m 2011 3115 4580    Ant. pol.  : HORIZONTAL
Limit       : FCC PART 15C PEAK
Env. / Ins.  : 24.2*C/56%           Engineer   : Leo-Li
EUT        : 150Mbps Wireless N USB Module
Power supply : DC 5V From PC Input AC 120V/60Hz
Test mode   : IEEE802.11nHT40 CH7 2452MHz Tx
M/N        : PW-MN427_56I
    
```

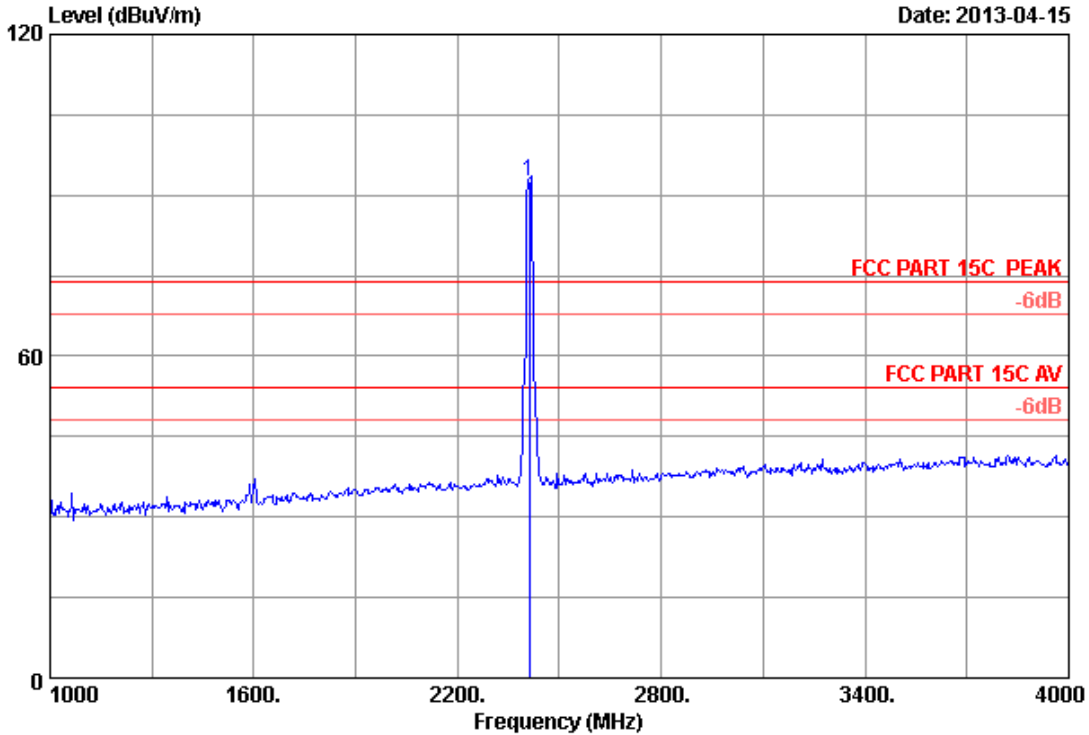
	Freq. (MHz)	Ant. Factor (dB/m)	Cable loss (dB)	Amp. Factor (dB)	Reading (dBuV)	Emission Level (dBuV/m)	Limits (dBuV/m)	Margin (dB)	Remark
1	4904.000	33.04	8.61	34.60	40.25	47.30	74.00	26.70	Peak
2	4904.000	33.04	8.61	34.60	34.11	41.16	54.00	12.84	Average

Remarks:

1. Emission Level= Antenna Factor + Cable Loss -Amp Factor + Reading.
2. The emission levels that are 20dB below the official limit are not reported.

EZY-W11-2 3.4dBi

Data: 1 File: G:\2013 report\PI\Proware\ACS13Q0578.EM6 (104) Date: 2013-04-15



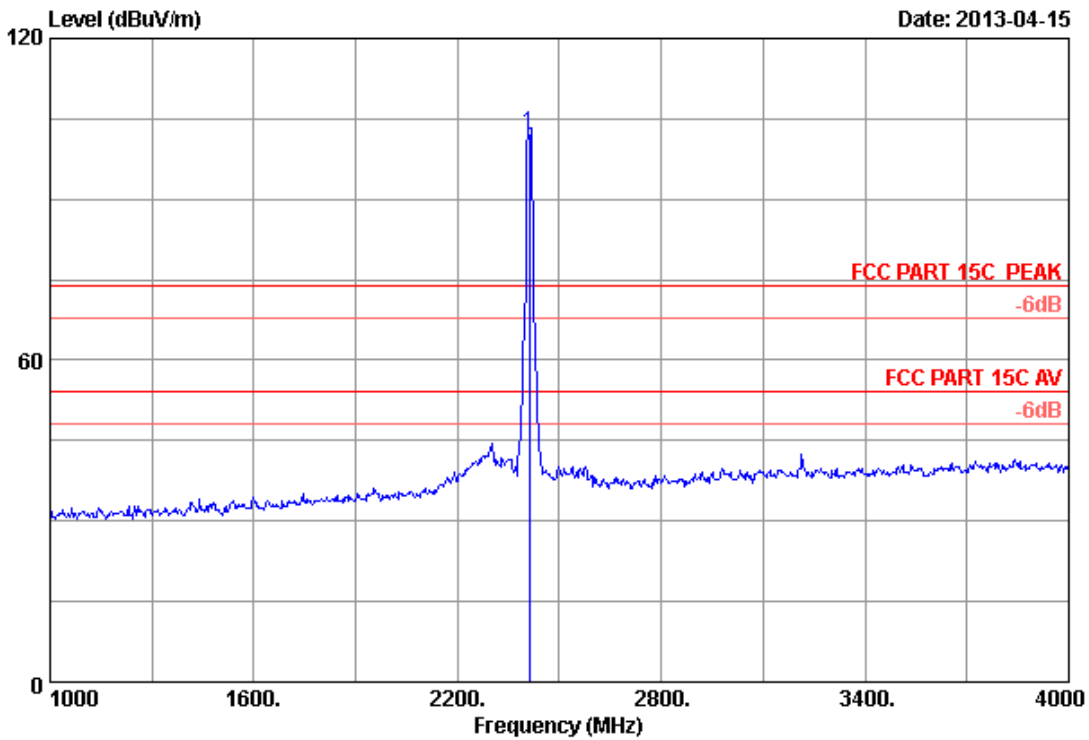
Site no. : 3m Chamber Data no. : 1
 Dis. / Ant. : 3m 2012 3115 (4580) Ant. pol. : VERTICAL
 Limit : FCC PART 15C PEAK
 Env. / Ins. : 24.2*C/56% Engineer : Leo-Li
 EUT : 150Mbps Wireless N USB Module
 Power supply : DC 5V From PC Input AC 120V/60Hz
 Test mode : IEEE802.11b CH1 2412MHz Tx
 M/N : PW-MN427_56I
 :

	Ant. Factor	Cable loss	Amp. Factor	Reading	Emission Level	Limits	Margin	Remark
Freq. (MHz)	(dB/m)	(dB)	(dB)	(dBuV)	(dBuV/m)	(dBuV/m)	(dB)	
1 2412.000	26.84	6.04	35.92	95.52	92.48	74.00	-18.48	Peak

Remarks:

1. Emission Level= Antenna Factor + Cable Loss -amp Factor + Reading.
2. The emission levels that are 20dB below the official limit are not reported.

Data: 2 File: G:\2013 report\PI\Proware\ACS13Q0578.EM6 (104) Date: 2013-04-15



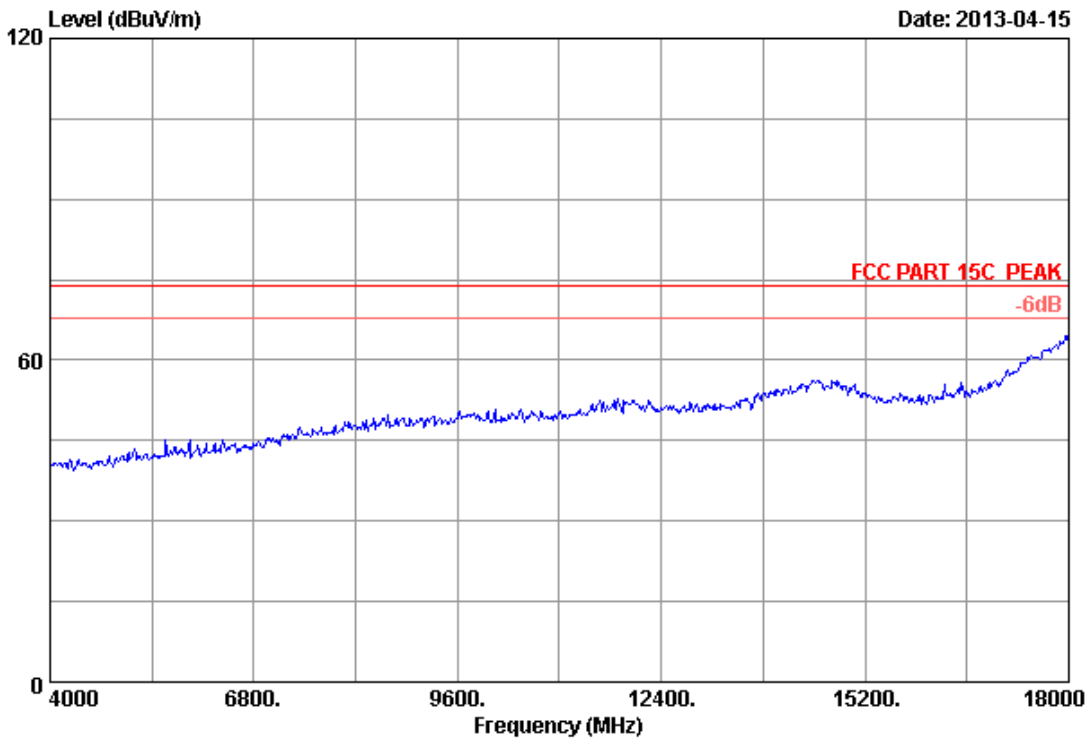
Site no. : 3m Chamber Data no. : 2
 Dis. / Ant. : 3m 2012 3115 (4580) Ant. pol. : HORIZONTAL
 Limit : FCC PART 15C PEAK
 Env. / Ins. : 24.2*C/56% Engineer : Leo-Li
 EUT : 150Mbps Wireless N USB Module
 Power supply : DC 5V From PC Input AC 120V/60Hz
 Test mode : IEEE802.11b CH1 2412MHz Tx
 M/N : PW-MN427_56I
 :

	Freq. (MHz)	Ant. Factor (dB/m)	Cable loss (dB)	Amp. Factor (dB)	Reading (dBuV)	Emission Level (dBuV/m)	Limits (dBuV/m)	Margin (dB)	Remark
1	2412.000	26.84	6.04	35.92	105.22	102.18	74.00	-28.18	Peak

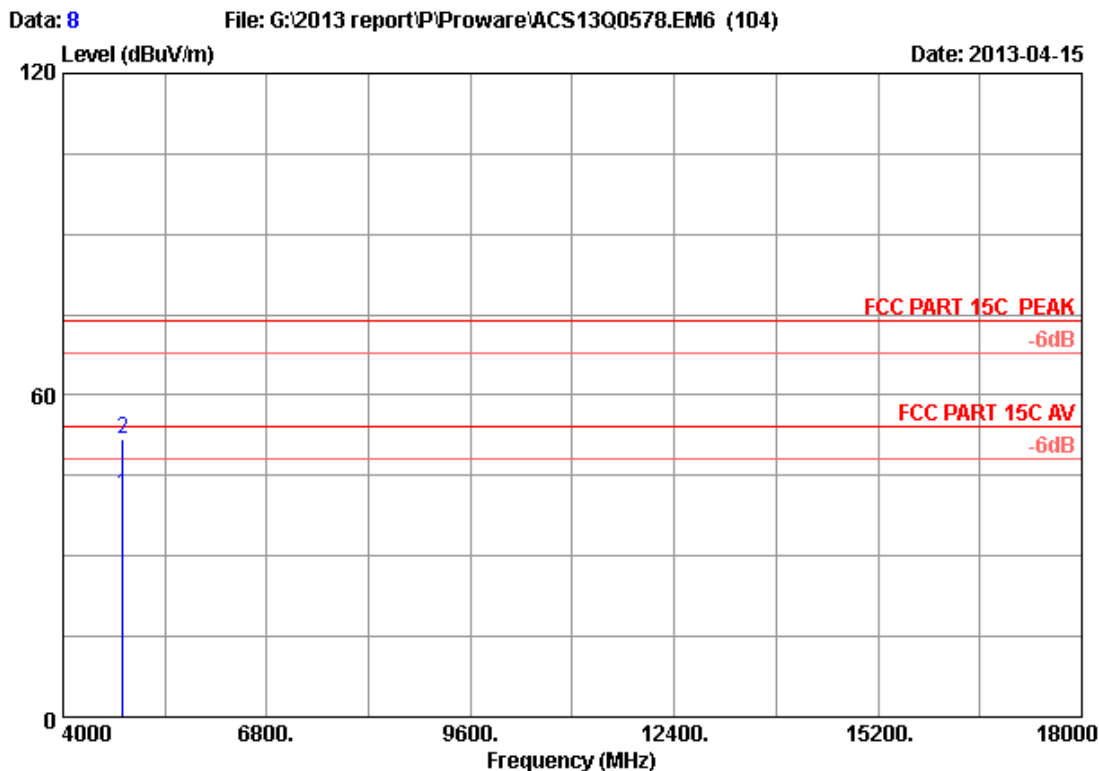
Remarks:

1. Emission Level= Antenna Factor + Cable Loss -Amp Factor + Reading.
2. The emission levels that are 20dB below the official limit are not reported.

Data: 7 File: G:\2013 report\PI\Proware\ACS13Q0578.EM6 (104) Date: 2013-04-15



Site no. : 3m Chamber Data no. : 7
Dis. / Ant. : 3m 2012 3115 (4580) Ant. pol. : VERTICAL
Limit : FCC PART 15C PEAK
Env. / Ins. : 24.2*C/56% Engineer : Leo-Li
EUT : 150Mbps Wireless N USB Module
Power supply : DC 5V From PC Input AC 120V/60Hz
Test mode : IEEE802.11b CH1 2412MHz Tx
M/N : PW-MN427_56I
:



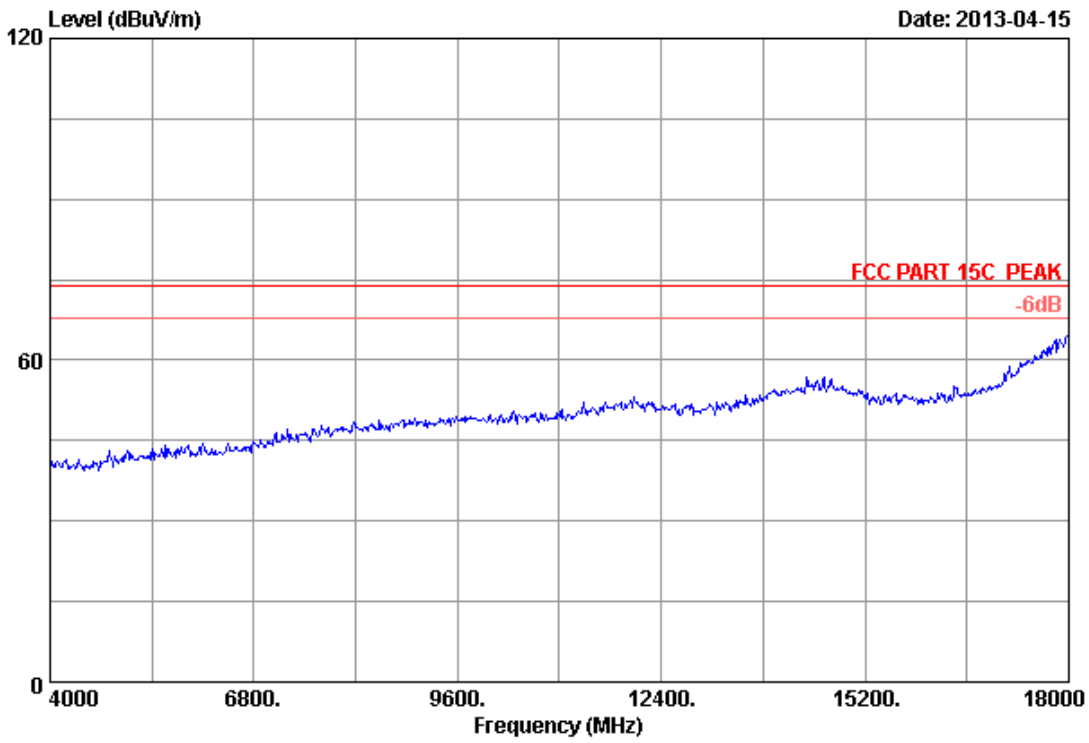
Site no. : 3m Chamber Data no. : 8
 Dis. / Ant. : 3m 2012 3115 (4580) Ant. pol. : VERTICAL
 Limit : FCC PART 15C PEAK
 Env. / Ins. : 24.2*C/56% Engineer : Leo-Li
 EUT : 150Mbps Wireless N USB Module
 Power supply : DC 5V From PC Input AC 120V/60Hz
 Test mode : IEEE802.11b CH1 2412MHz Tx
 M/N : PW-MN427_56I
 :

	Freq. (MHz)	Ant. Factor (dB/m)	Cable loss (dB)	Amp. Factor (dB)	Reading (dBuV)	Emission Level (dBuV/m)	Limits (dBuV/m)	Margin (dB)	Remark
1	4824.000	32.51	8.69	35.71	36.12	41.61	54.00	12.39	Average
2	4824.000	32.51	8.69	35.71	46.21	51.70	74.00	22.30	Peak

Remarks:

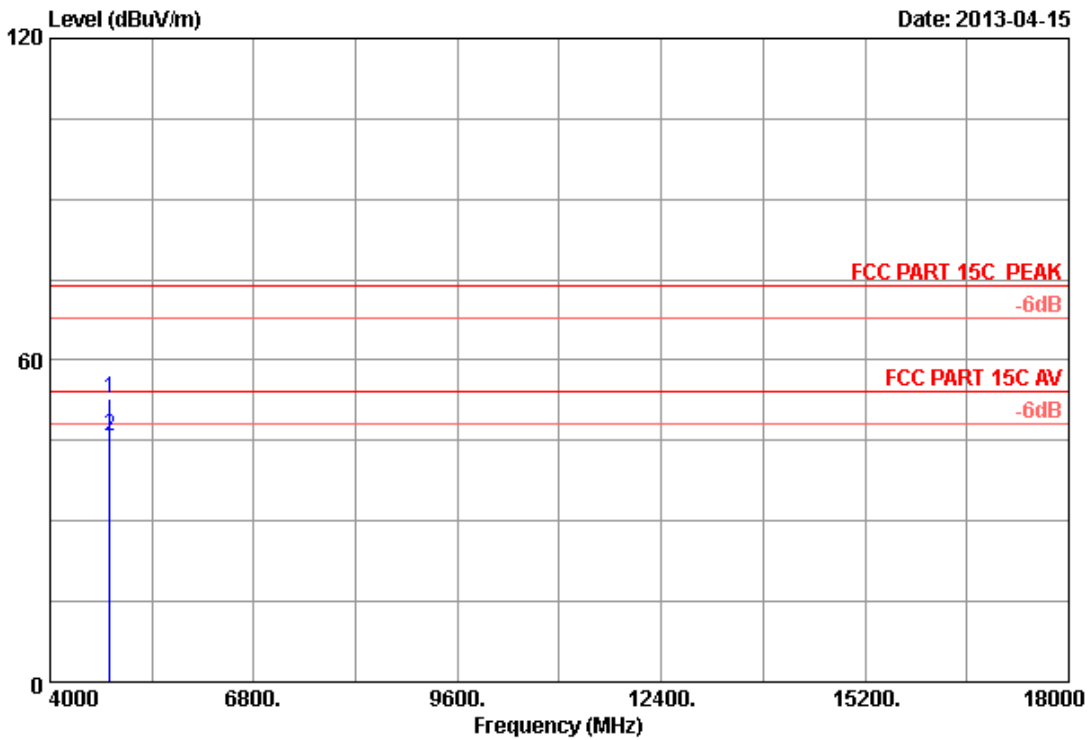
1. Emission Level= Antenna Factor + Cable Loss -amp Factor + Reading.
2. The emission levels that are 20dB below the official limit are not reported.

Data: 9 File: G:\2013 report\PI\Proware\ACS13Q0578.EM6 (104) Date: 2013-04-15



Site no. : 3m Chamber Data no. : 9
Dis. / Ant. : 3m 2012 3115 (4580) Ant. pol. : HORIZONTAL
Limit : FCC PART 15C PEAK
Env. / Ins. : 24.2*C/56% Engineer : Leo-Li
EUT : 150Mbps Wireless N USB Module
Power supply : DC 5V From PC Input AC 120V/60Hz
Test mode : IEEE802.11b CH1 2412MHz Tx
M/N : PW-MN427_56I
:

Data: 10 File: G:\2013 report\PI\Proware\ACS13Q0578.EM6 (104) Date: 2013-04-15



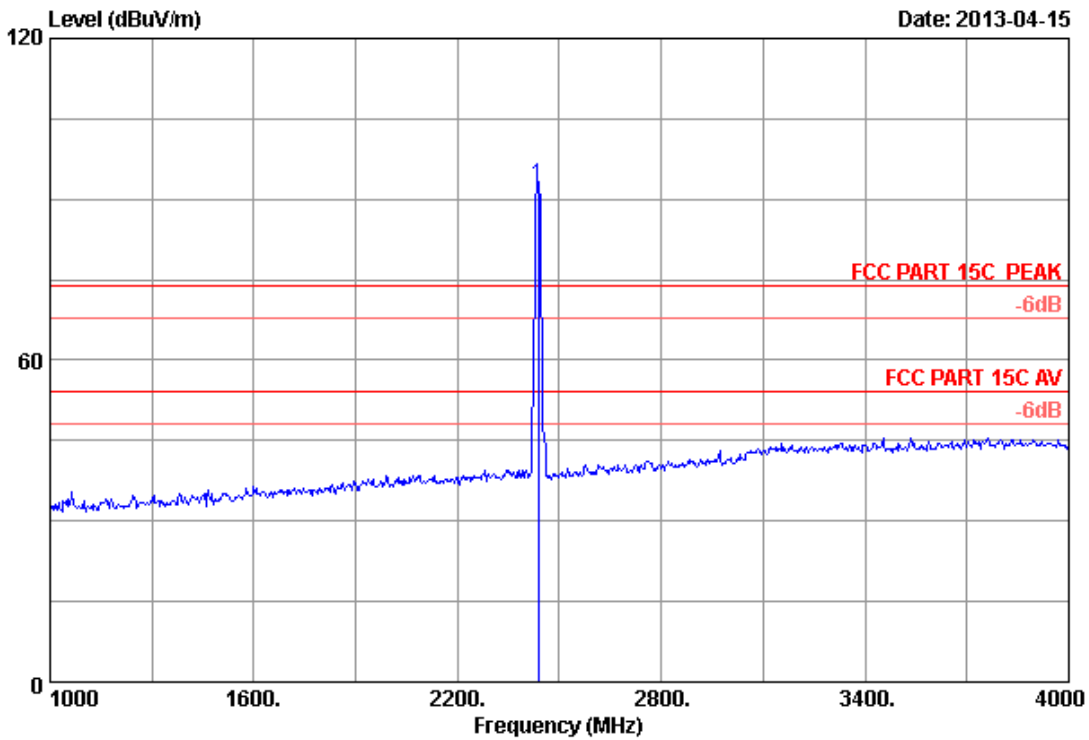
Site no. : 3m Chamber Data no. : 10
 Dis. / Ant. : 3m 2012 3115 (4580) Ant. pol. : HORIZONTAL
 Limit : FCC PART 15C PEAK
 Env. / Ins. : 24.2*C/56% Engineer : Leo-Li
 EUT : 150Mbps Wireless N USB Module
 Power supply : DC 5V From PC Input AC 120V/60Hz
 Test mode : IEEE802.11b CH1 2412MHz Tx
 M/N : PW-MN427_56I
 :

	Freq. (MHz)	Ant. Factor (dB/m)	Cable loss (dB)	Amp. Factor (dB)	Reading (dBuV)	Emission Level (dBuV/m)	Limits (dBuV/m)	Margin (dB)	Remark
1	4824.000	32.51	8.69	35.71	47.34	52.83	74.00	21.17	Peak
2	4824.000	32.51	8.69	35.71	40.36	45.85	54.00	8.15	Average

Remarks:

1. Emission Level= Antenna Factor + Cable Loss -amp Factor + Reading.
2. The emission levels that are 20dB below the official limit are not reported.

Data: 11 File: G:\2013 report\PI\Proware\ACS13Q0578.EM6 (104) Date: 2013-04-15



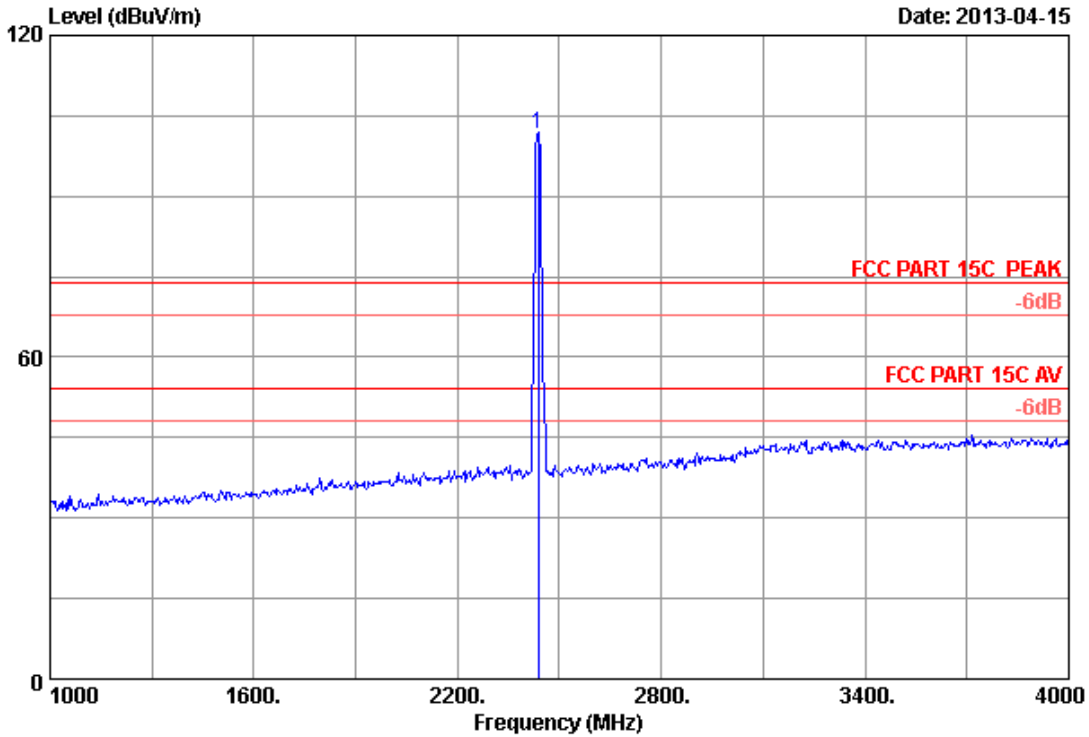
Site no. : 3m Chamber Data no. : 11
 Dis. / Ant. : 3m 2012 3115 (4580) Ant. pol. : VERTICAL
 Limit : FCC PART 15C PEAK
 Env. / Ins. : 24.2*C/56% Engineer : Leo-Li
 EUT : 150Mbps Wireless N USB Module
 Power supply : DC 5V From PC Input AC 120V/60Hz
 Test mode : IEEE802.11b CH6 2437MHz Tx
 M/N : PW-MN427_56I
 :

	Freq. (MHz)	Ant. Factor (dB/m)	Cable loss (dB)	Amp. Factor (dB)	Reading (dBuV)	Emission Level (dBuV/m)	Limits (dBuV/m)	Margin (dB)	Remark
1	2437.000	27.00	6.08	35.92	95.46	92.62	74.00	-18.62	Peak

Remarks:

1. Emission Level= Antenna Factor + Cable Loss -Amp Factor + Reading.
2. The emission levels that are 20dB below the official limit are not reported.

Data: 12 File: G:\2013 report\PI\Proware\ACS13Q0578.EM6 (104) Date: 2013-04-15



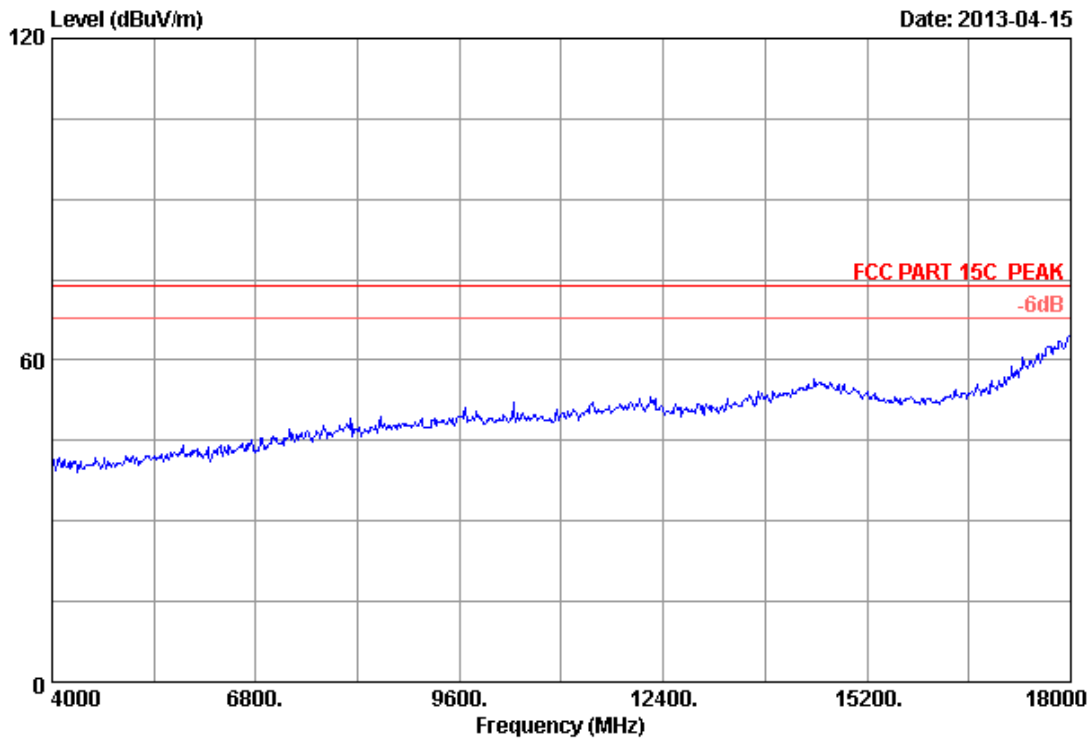
Site no. : 3m Chamber Data no. : 12
 Dis. / Ant. : 3m 2012 3115 (4580) Ant. pol. : HORIZONTAL
 Limit : FCC PART 15C PEAK
 Env. / Ins. : 24.2°C/56% Engineer : Leo-Li
 EUT : 150Mbps Wireless N USB Module
 Power supply : DC 5V From PC Input AC 120V/60Hz
 Test mode : IEEE802.11b CH6 2437MHz Tx
 M/N : PW-MN427_56I
 :

	Freq. (MHz)	Ant. Factor (dB/m)	Cable loss (dB)	Amp. Factor (dB)	Reading (dBuV)	Emission Level (dBuV/m)	Limits (dBuV/m)	Margin (dB)	Remark
1	2437.000	27.00	6.08	35.92	104.62	101.78	74.00	-27.78	Peak

Remarks:

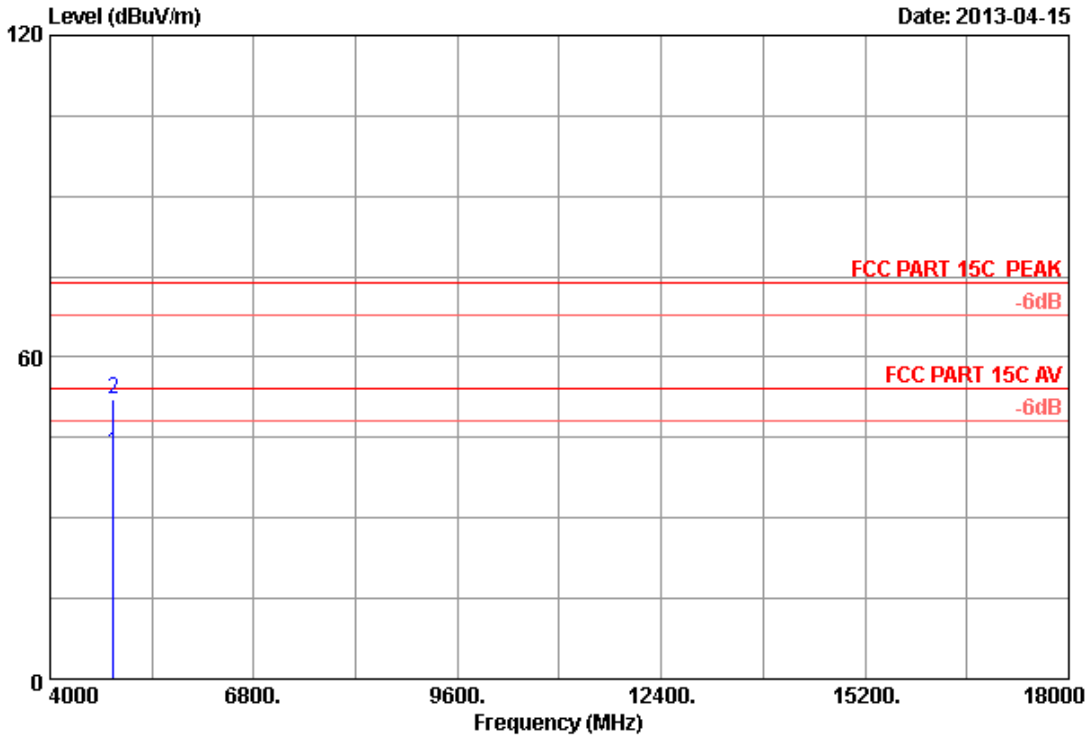
1. Emission Level= Antenna Factor + Cable Loss -Amp Factor + Reading.
2. The emission levels that are 20dB below the official limit are not reported.

Data: 13 File: G:\2013 report\PI\Proware\ACS13Q0578.EM6 (104) Date: 2013-04-15



Site no. : 3m Chamber Data no. : 13
Dis. / Ant. : 3m 2012 3115 (4580) Ant. pol. : VERTICAL
Limit : FCC PART 15C PEAK
Env. / Ins. : 24.2*C/56% Engineer : Leo-Li
EUT : 150Mbps Wireless N USB Module
Power supply : DC 5V From PC Input AC 120V/60Hz
Test mode : IEEE802.11b CH6 2437MHz Tx
M/N : PW-MN427_56I
:

Data: 14 File: G:\2013 report\PI\Proware\ACS13Q0578.EM6 (104) Date: 2013-04-15



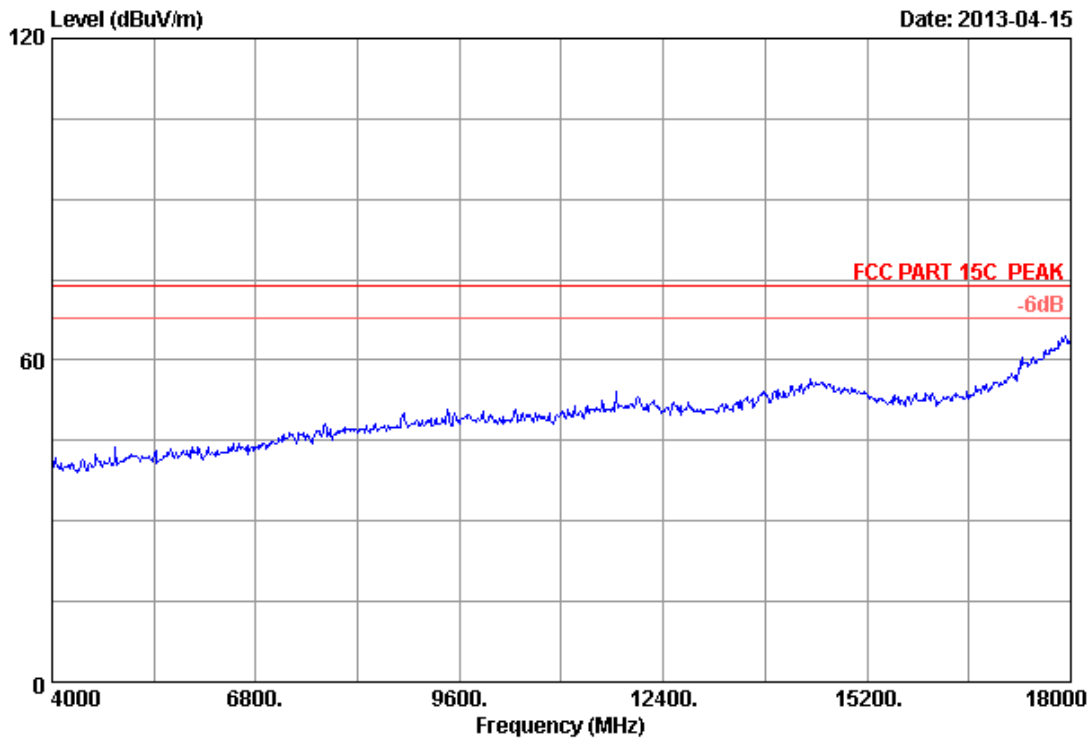
Site no. : 3m Chamber Data no. : 14
 Dis. / Ant. : 3m 2012 3115 (4580) Ant. pol. : VERTICAL
 Limit : FCC PART 15C PEAK
 Env. / Ins. : 24.2*C/56% Engineer : Leo-Li
 EUT : 150Mbps Wireless N USB Module
 Power supply : DC 5V From PC Input AC 120V/60Hz
 Test mode : IEEE802.11b CH6 2437MHz Tx
 M/N : PW-MN427_56I
 :

	Freq. (MHz)	Ant. Factor (dB/m)	Cable loss (dB)	Amp. Factor (dB)	Reading (dBuV)	Emission Level (dBuV/m)	Limits (dBuV/m)	Margin (dB)	Remark
1	4874.000	32.62	8.73	35.69	36.46	42.12	54.00	11.88	Average
2	4874.000	32.62	8.73	35.69	46.32	51.98	74.00	22.02	Peak

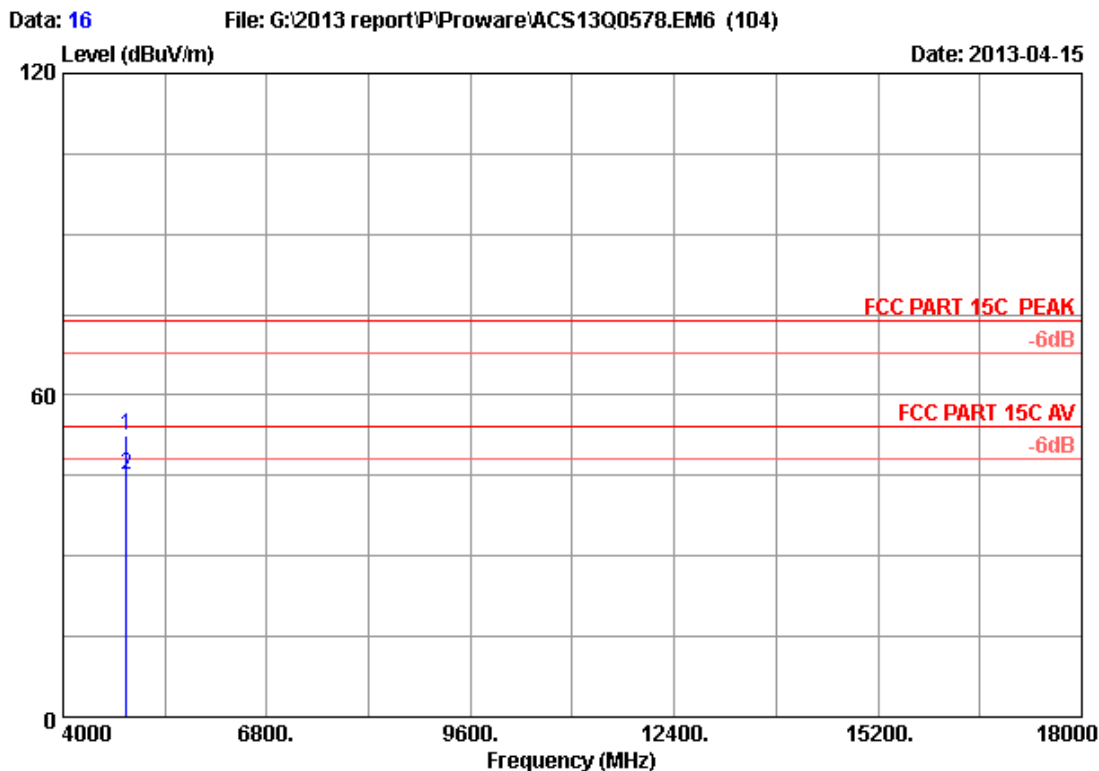
Remarks:

1. Emission Level= Antenna Factor + Cable Loss -amp Factor + Reading.
2. The emission levels that are 20dB below the official limit are not reported.

Data: 15 File: G:\2013 report\PI\Proware\ACS13Q0578.EM6 (104) Date: 2013-04-15



Site no. : 3m Chamber Data no. : 15
Dis. / Ant. : 3m 2012 3115 (4580) Ant. pol. : HORIZONTAL
Limit : FCC PART 15C PEAK
Env. / Ins. : 24.2*C/56% Engineer : Leo-Li
EUT : 150Mbps Wireless N USB Module
Power supply : DC 5V From PC Input AC 120V/60Hz
Test mode : IEEE802.11b CH6 2437MHz Tx
M/N : PW-MN427_56I
:



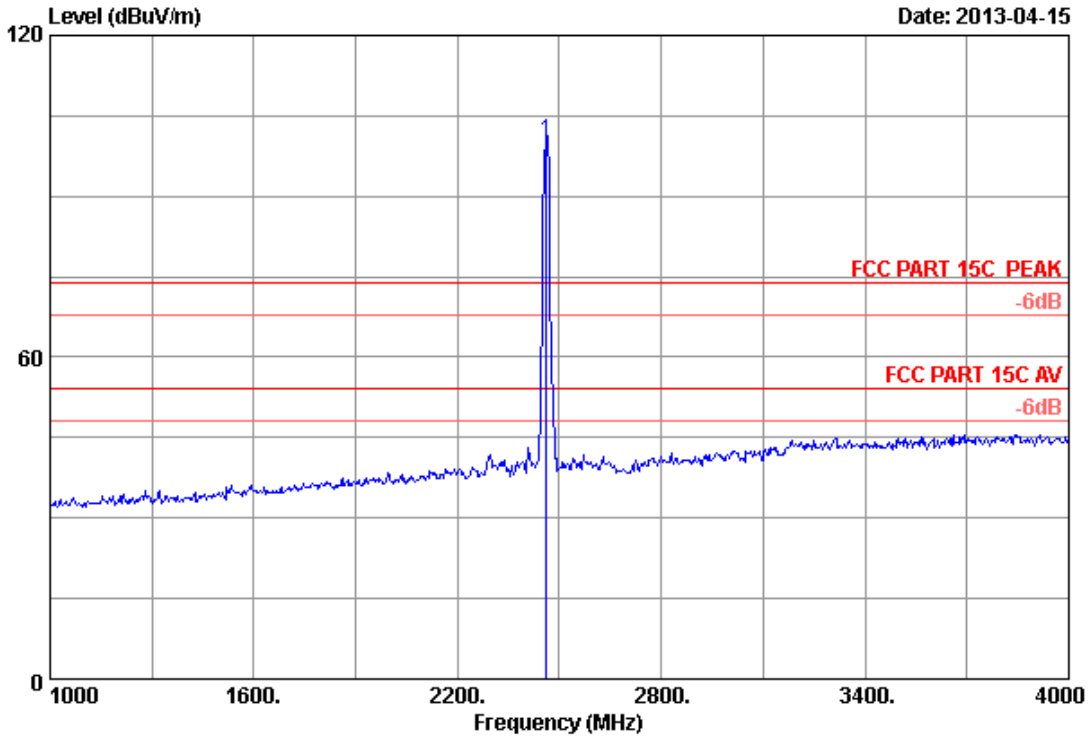
Site no. : 3m Chamber Data no. : 16
 Dis. / Ant. : 3m 2012 3115 (4580) Ant. pol. : HORIZONTAL
 Limit : FCC PART 15C PEAK
 Env. / Ins. : 24.2*C/56% Engineer : Leo-Li
 EUT : 150Mbps Wireless N USB Module
 Power supply : DC 5V From PC Input AC 120V/60Hz
 Test mode : IEEE802.11b CH6 2437MHz Tx
 M/N : PW-MN427_56I
 :

	Freq. (MHz)	Ant. Factor (dB/m)	Cable loss (dB)	Amp. Factor (dB)	Reading (dBuV)	Emission Level (dBuV/m)	Limits (dBuV/m)	Margin (dB)	Remark
1	4874.000	32.62	8.73	35.69	46.85	52.51	74.00	21.49	Peak
2	4874.000	32.62	8.73	35.69	39.62	45.28	54.00	8.72	Average

Remarks:

1. Emission Level= Antenna Factor + Cable Loss -amp Factor + Reading.
2. The emission levels that are 20dB below the official limit are not reported.

Data: 17 File: G:\2013 report\PI\Proware\ACS13Q0578.EM6 (104) Date: 2013-04-15



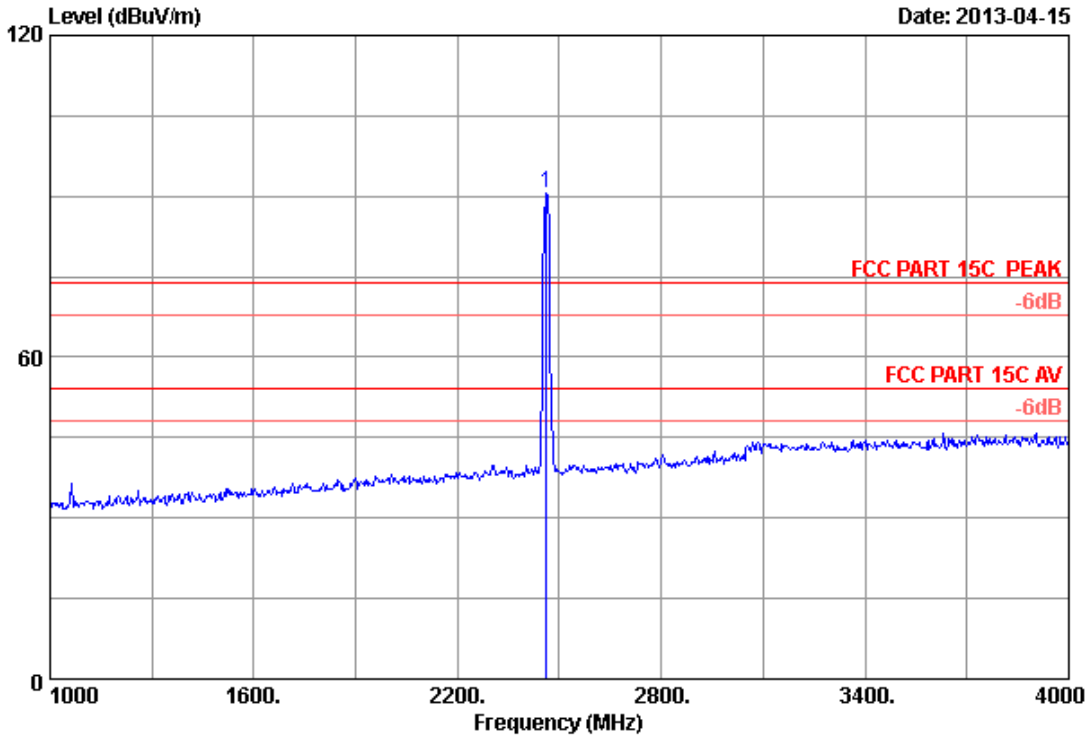
Site no. : 3m Chamber Data no. : 17
 Dis. / Ant. : 3m 2012 3115 (4580) Ant. pol. : HORIZONTAL
 Limit : FCC PART 15C PEAK
 Env. / Ins. : 24.2°C/56% Engineer : Leo-Li
 EUT : 150Mbps Wireless N USB Module
 Power supply : DC 5V From PC Input AC 120V/60Hz
 Test mode : IEEE802.11b CH11 2462MHz Tx
 M/N : PW-MN427_56I
 :

	Freq. (MHz)	Ant. Factor (dB/m)	Cable loss (dB)	Amp. Factor (dB)	Reading (dBuV)	Emission Level (dBuV/m)	Limits (dBuV/m)	Margin (dB)	Remark
1	2462.000	27.16	6.12	35.92	102.98	100.34	74.00	-26.34	Peak

Remarks:

1. Emission Level= Antenna Factor + Cable Loss -Amp Factor + Reading.
2. The emission levels that are 20dB below the official limit are not reported.

Data: 18 File: G:\2013 report\PI\Proware\ACS13Q0578.EM6 (104) Date: 2013-04-15



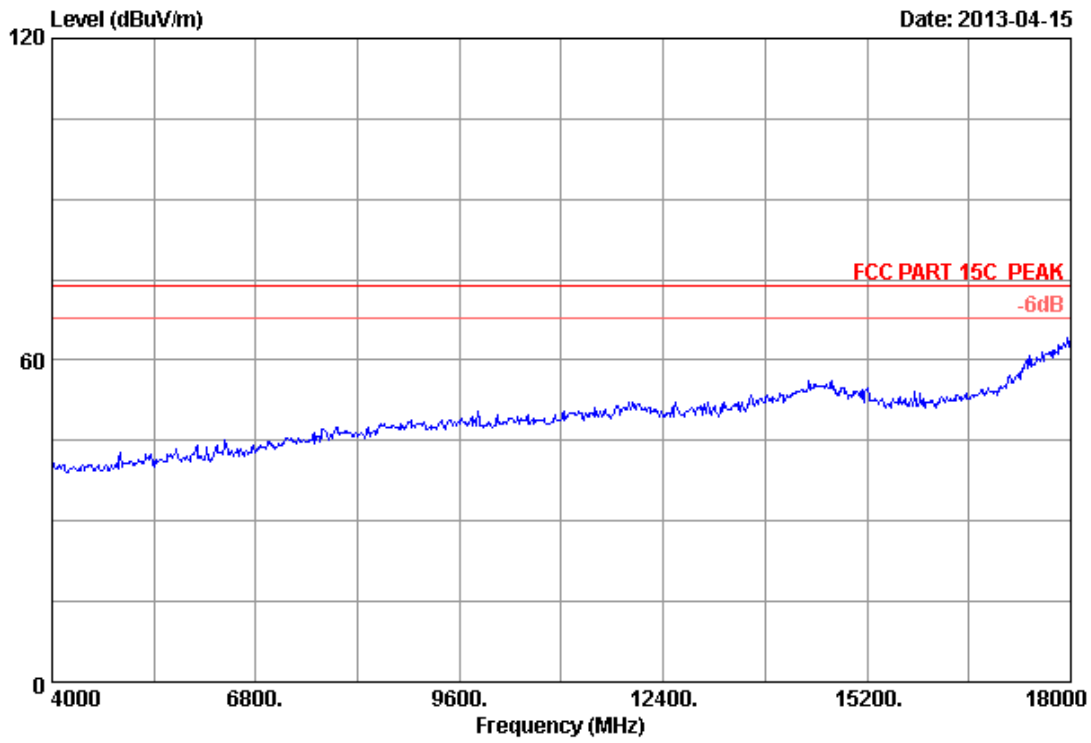
Site no. : 3m Chamber Data no. : 18
 Dis. / Ant. : 3m 2012 3115 (4580) Ant. pol. : VERTICAL
 Limit : FCC PART 15C PEAK
 Env. / Ins. : 24.2°C/56% Engineer : Leo-Li
 EUT : 150Mbps Wireless N USB Module
 Power supply : DC 5V From PC Input AC 120V/60Hz
 Test mode : IEEE802.11b CH11 2462MHz Tx
 M/N : PW-MN427_56I
 :

	Freq. (MHz)	Ant. Factor (dB/m)	Cable loss (dB)	Amp. Factor (dB)	Reading (dBuV)	Emission Level (dBuV/m)	Limits (dBuV/m)	Margin (dB)	Remark
1	2462.000	27.16	6.12	35.92	93.12	90.48	74.00	-16.48	Peak

Remarks:

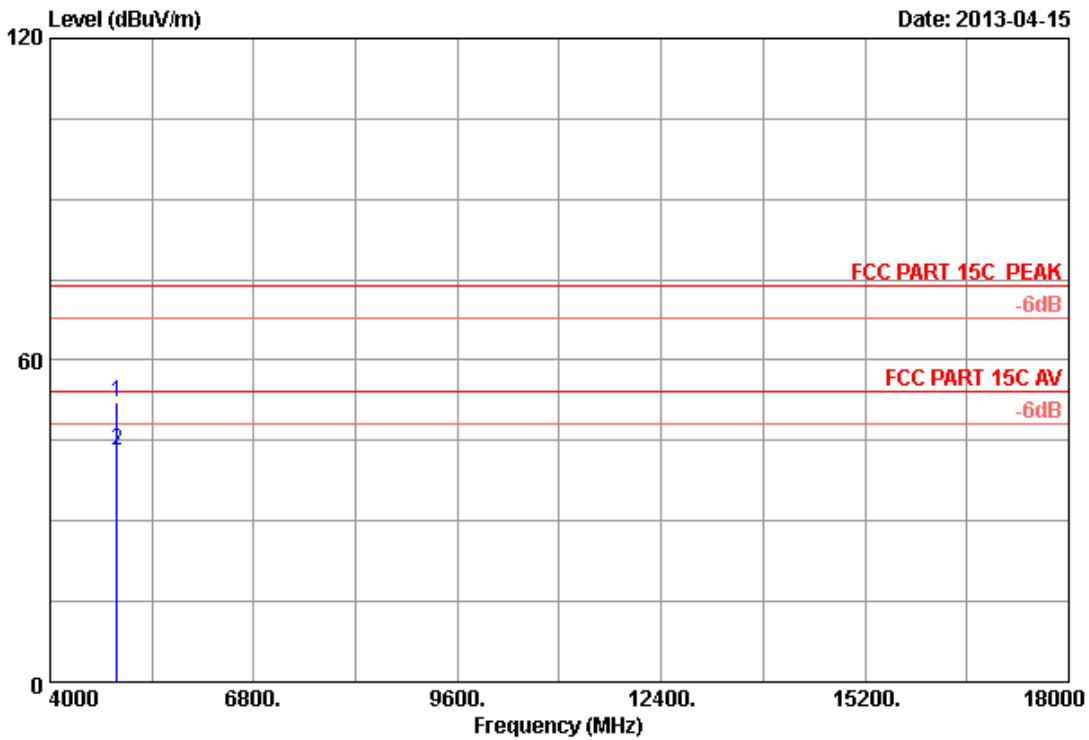
1. Emission Level= Antenna Factor + Cable Loss -Amp Factor + Reading.
2. The emission levels that are 20dB below the official limit are not reported.

Data: 23 File: G:\2013 report\PI\Proware\ACS13Q0578.EM6 (104) Date: 2013-04-15



Site no. : 3m Chamber Data no. : 23
Dis. / Ant. : 3m 2012 3115 (4580) Ant. pol. : HORIZONTAL
Limit : FCC PART 15C PEAK
Env. / Ins. : 24.2*C/56% Engineer : Leo-Li
EUT : 150Mbps Wireless N USB Module
Power supply : DC 5V From PC Input AC 120V/60Hz
Test mode : IEEE802.11b CH11 2462MHz Tx
M/N : PW-MN427_56I
:

Data: 24 File: G:\2013 report\PI\Proware\ACS13Q0578.EM6 (104) Date: 2013-04-15



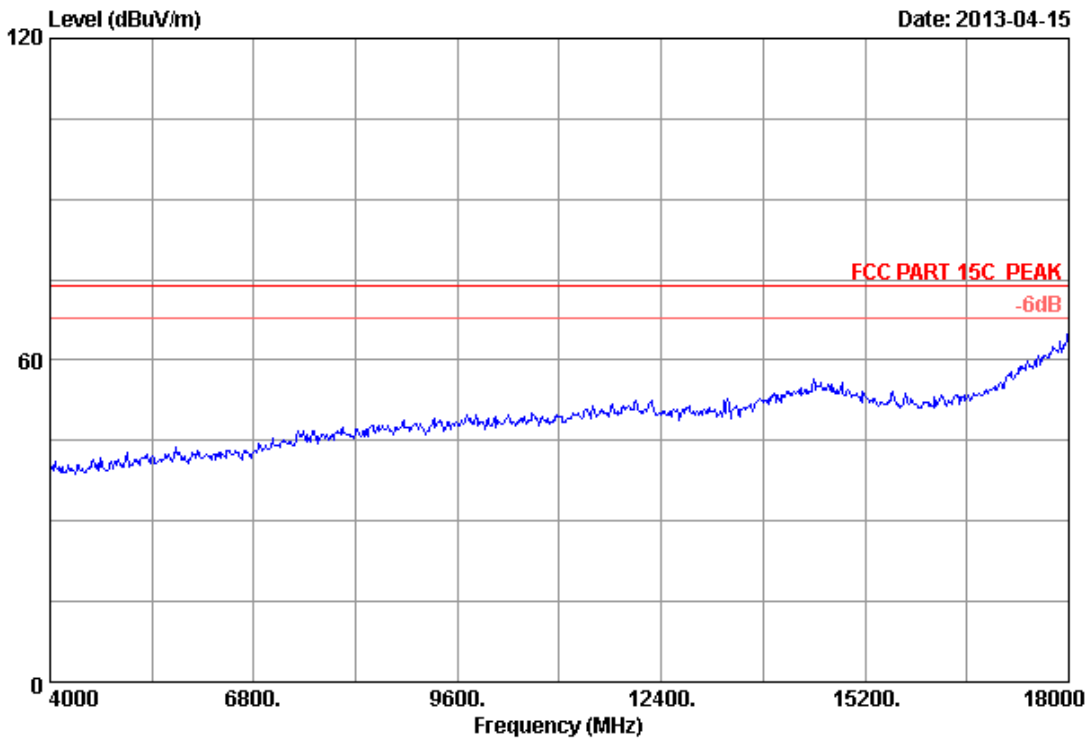
Site no. : 3m Chamber Data no. : 24
 Dis. / Ant. : 3m 2012 3115 (4580) Ant. pol. : HORIZONTAL
 Limit : FCC PART 15C PEAK
 Env. / Ins. : 24.2*C/56% Engineer : Leo-Li
 EUT : 150Mbps Wireless N USB Module
 Power supply : DC 5V From PC Input AC 120V/60Hz
 Test mode : IEEE802.11b CH11 2462MHz Tx
 M/N : PW-MN427_56I
 :

	Freq. (MHz)	Ant. Factor (dB/m)	Cable loss (dB)	Amp. Factor (dB)	Reading (dBuV)	Emission Level (dBuV/m)	Limits (dBuV/m)	Margin (dB)	Remark
1	4924.000	32.73	8.78	35.68	46.35	52.18	74.00	21.82	Peak
2	4924.000	32.73	8.78	35.68	37.16	42.99	54.00	11.01	Average

Remarks:

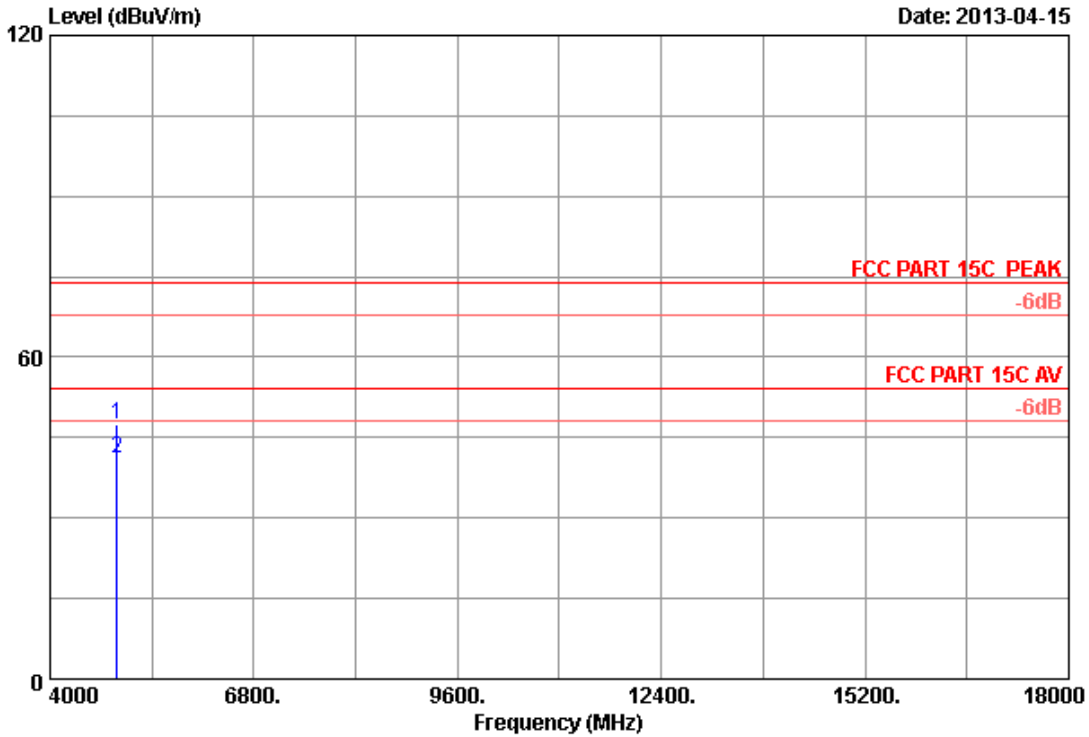
1. Emission Level= Antenna Factor + Cable Loss -amp Factor + Reading.
2. The emission levels that are 20dB below the official limit are not reported.

Data: 25 File: G:\2013 report\PI\Proware\ACS13Q0578.EM6 (104) Date: 2013-04-15



Site no. : 3m Chamber Data no. : 25
Dis. / Ant. : 3m 2012 3115 (4580) Ant. pol. : VERTICAL
Limit : FCC PART 15C PEAK
Env. / Ins. : 24.2*C/56% Engineer : Leo-Li
EUT : 150Mbps Wireless N USB Module
Power supply : DC 5V From PC Input AC 120V/60Hz
Test mode : IEEE802.11b CH11 2462MHz Tx
M/N : PW-MN427_56I
:

Data: 26 File: G:\2013 report\PI\Proware\ACS13Q0578.EM6 (104) Date: 2013-04-15



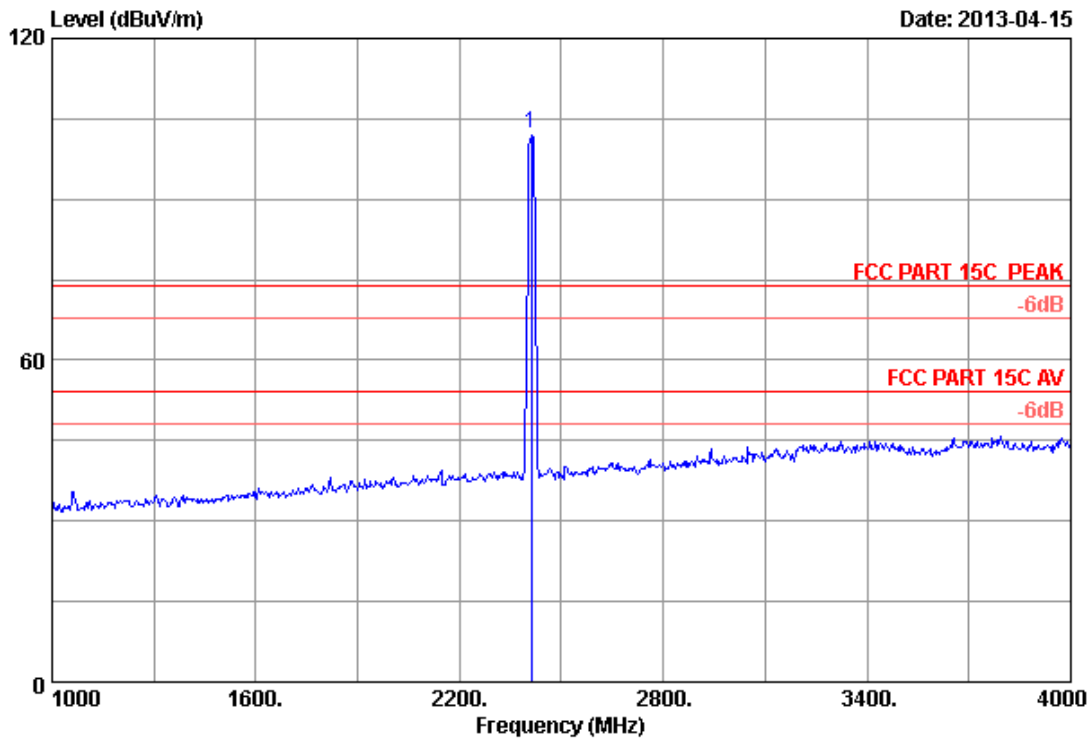
Site no. : 3m Chamber Data no. : 26
 Dis. / Ant. : 3m 2012 3115 (4580) Ant. pol. : VERTICAL
 Limit : FCC PART 15C PEAK
 Env. / Ins. : 24.2*C/56% Engineer : Leo-Li
 EUT : 150Mbps Wireless N USB Module
 Power supply : DC 5V From PC Input AC 120V/60Hz
 Test mode : IEEE802.11b CH11 2462MHz Tx
 M/N : PW-MN427_56I
 :

	Freq. (MHz)	Ant. Factor (dB/m)	Cable loss (dB)	Amp. Factor (dB)	Reading (dBuV)	Emission Level (dBuV/m)	Limits (dBuV/m)	Margin (dB)	Remark
1	4924.000	32.73	8.78	35.68	41.62	47.45	74.00	26.55	Peak
2	4924.000	32.73	8.78	35.68	35.21	41.04	54.00	12.96	Average

Remarks:

1. Emission Level= Antenna Factor + Cable Loss -amp Factor + Reading.
2. The emission levels that are 20dB below the official limit are not reported.

Data: 27 File: G:\2013 report\PI\Proware\ACS13Q0578.EM6 (104) Date: 2013-04-15



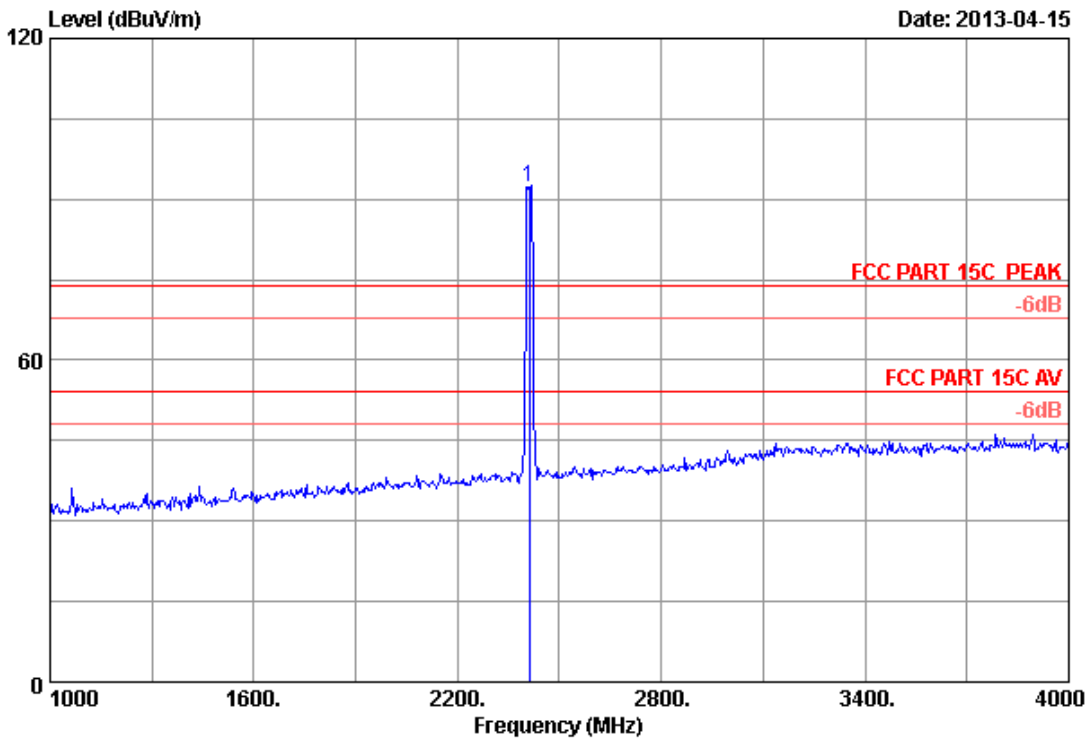
Site no. : 3m Chamber Data no. : 27
 Dis. / Ant. : 3m 2012 3115 (4580) Ant. pol. : HORIZONTAL
 Limit : FCC PART 15C PEAK
 Env. / Ins. : 24.2°C/56% Engineer : Leo-Li
 EUT : 150Mbps Wireless N USB Module
 Power supply : DC 5V From PC Input AC 120V/60Hz
 Test mode : IEEE802.11g CH1 2412MHz Tx
 M/N : PW-MN427_56I
 :

	Ant. Factor (dB/m)	Cable loss (dB)	Amp. Factor (dB)	Reading (dBuV)	Emission Level (dBuV/m)	Limits (dBuV/m)	Margin (dB)	Remark
1	26.84	6.04	35.92	105.35	102.31	74.00	-28.31	Peak

Remarks:

1. Emission Level= Antenna Factor + Cable Loss -Amp Factor + Reading.
2. The emission levels that are 20dB below the official limit are not reported.

Data: 28 File: G:\2013 report\PI\Proware\ACS13Q0578.EM6 (104) Date: 2013-04-15



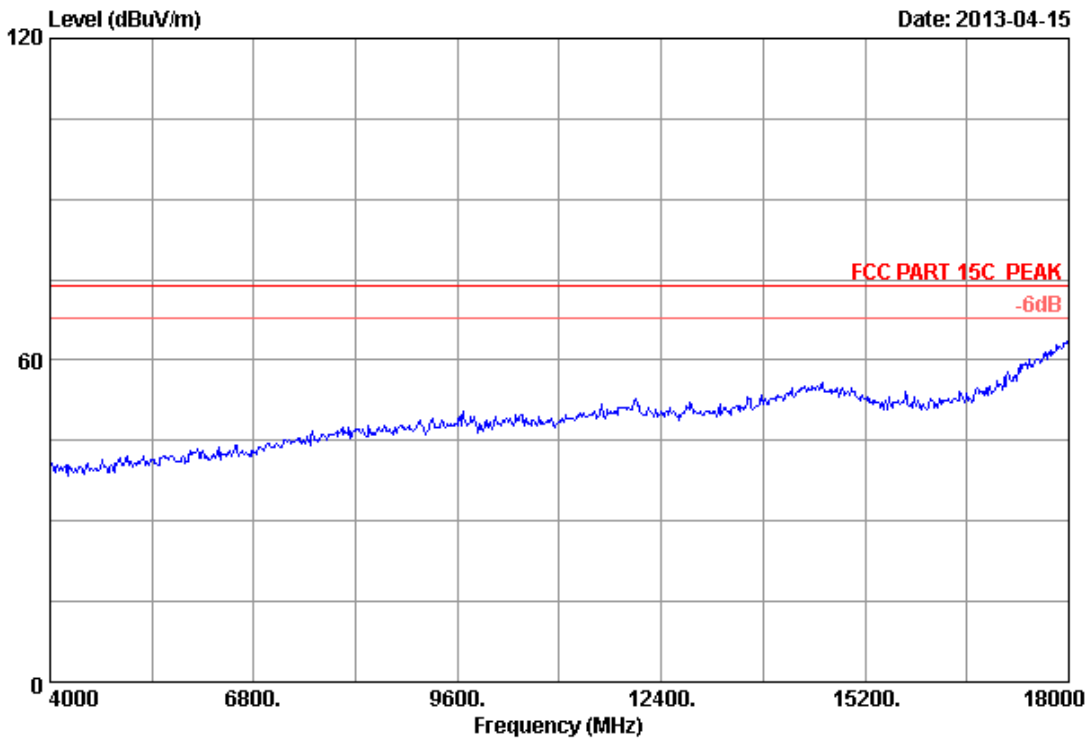
Site no. : 3m Chamber Data no. : 28
 Dis. / Ant. : 3m 2012 3115 (4580) Ant. pol. : VERTICAL
 Limit : FCC PART 15C PEAK
 Env. / Ins. : 24.2*C/56% Engineer : Leo-Li
 EUT : 150Mbps Wireless N USB Module
 Power supply : DC 5V From PC Input AC 120V/60Hz
 Test mode : IEEE802.11g CH1 2412MHz Tx
 M/N : PW-MN427_56I
 :

	Freq. (MHz)	Ant. Factor (dB/m)	Cable loss (dB)	Amp. Factor (dB)	Reading (dBuV)	Emission Level (dBuV/m)	Limits (dBuV/m)	Margin (dB)	Remark
1	2412.000	26.84	6.04	35.92	95.31	92.27	74.00	-18.27	Peak

Remarks:

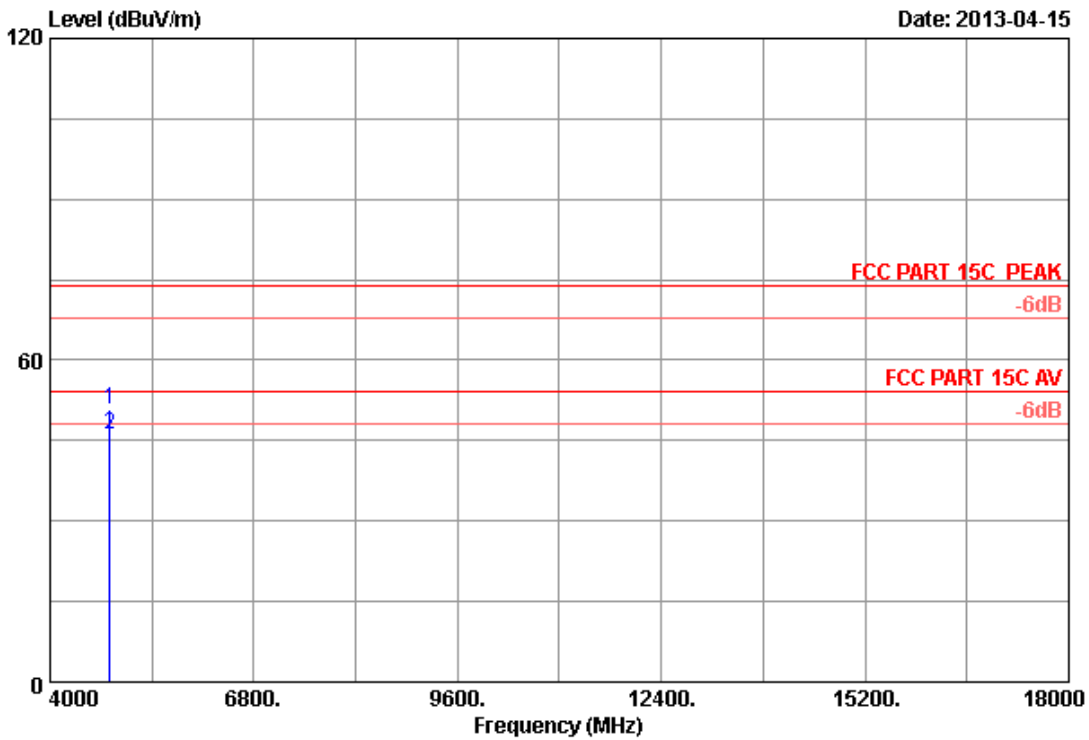
1. Emission Level= Antenna Factor + Cable Loss -Amp Factor + Reading.
2. The emission levels that are 20dB below the official limit are not reported.

Data: 33 File: G:\2013 report\PI\Proware\ACS13Q0578.EM6 (104) Date: 2013-04-15



Site no. : 3m Chamber Data no. : 33
Dis. / Ant. : 3m 2012 3115 (4580) Ant. pol. : HORIZONTAL
Limit : FCC PART 15C PEAK
Env. / Ins. : 24.2*C/56% Engineer : Leo-Li
EUT : 150Mbps Wireless N USB Module
Power supply : DC 5V From PC Input AC 120V/60Hz
Test mode : IEEE802.11g CH1 2412MHz Tx
M/N : PW-MN427_56I
:

Data: 34 File: G:\2013 report\PI\Proware\ACS13Q0578.EM6 (104) Date: 2013-04-15



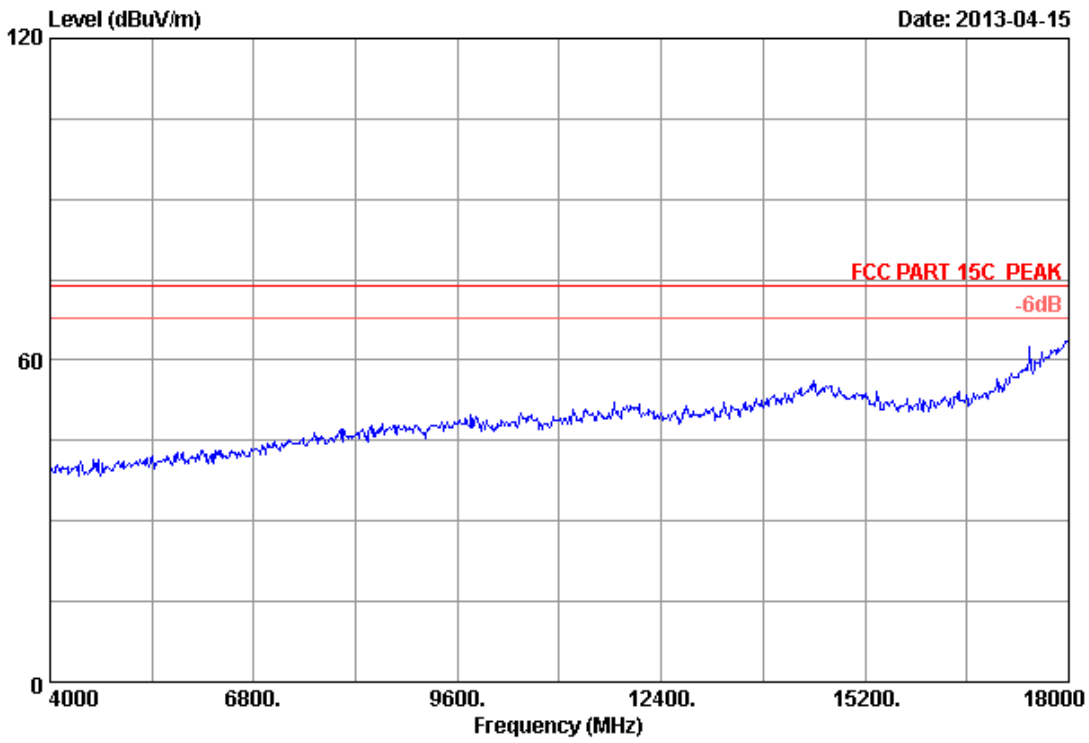
Site no. : 3m Chamber Data no. : 34
 Dis. / Ant. : 3m 2012 3115 (4580) Ant. pol. : HORIZONTAL
 Limit : FCC PART 15C PEAK
 Env. / Ins. : 24.2*C/56% Engineer : Leo-Li
 EUT : 150Mbps Wireless N USB Module
 Power supply : DC 5V From PC Input AC 120V/60Hz
 Test mode : IEEE802.11g CH1 2412MHz Tx
 M/N : PW-MN427_56I
 :

	Freq. (MHz)	Ant. Factor (dB/m)	Cable loss (dB)	Amp. Factor (dB)	Reading (dBuV)	Emission Level (dBuV/m)	Limits (dBuV/m)	Margin (dB)	Remark
1	4824.000	32.51	8.69	35.71	45.36	50.85	74.00	23.15	Peak
2	4824.000	32.51	8.69	35.71	40.63	46.12	54.00	7.88	Average

Remarks:

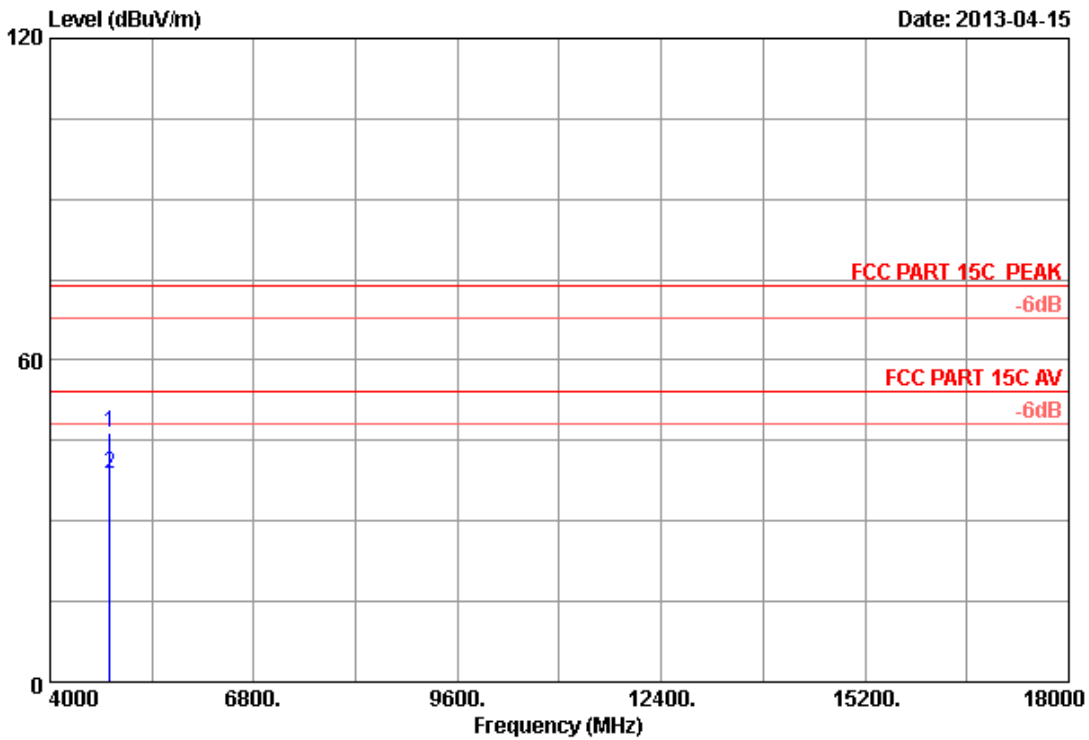
1. Emission Level= Antenna Factor + Cable Loss -amp Factor + Reading.
2. The emission levels that are 20dB below the official limit are not reported.

Data: 35 File: G:\2013 report\PI\Proware\ACS13Q0578.EM6 (104) Date: 2013-04-15



Site no. : 3m Chamber Data no. : 35
Dis. / Ant. : 3m 2012 3115 (4580) Ant. pol. : VERTICAL
Limit : FCC PART 15C PEAK
Env. / Ins. : 24.2*C/56% Engineer : Leo-Li
EUT : 150Mbps Wireless N USB Module
Power supply : DC 5V From PC Input AC 120V/60Hz
Test mode : IEEE802.11g CH1 2412MHz Tx
M/N : PW-MN427_56I
:

Data: 36 File: G:\2013 report\PI\Proware\ACS13Q0578.EM6 (104) Date: 2013-04-15



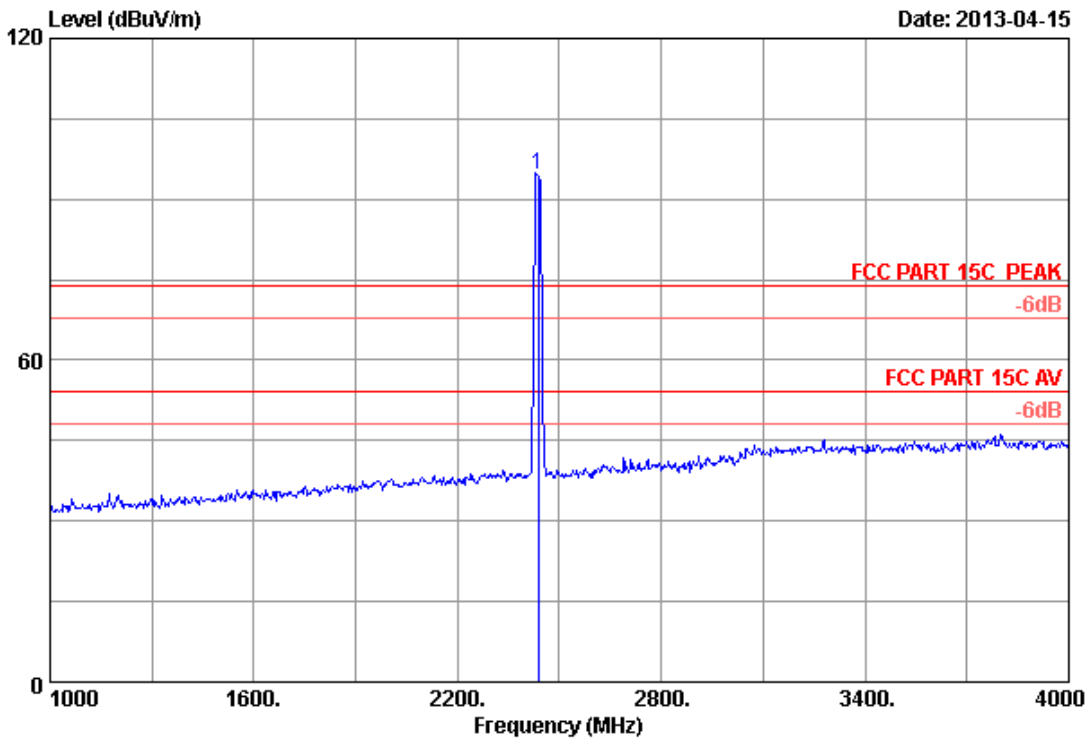
Site no. : 3m Chamber Data no. : 36
 Dis. / Ant. : 3m 2012 3115 (4580) Ant. pol. : VERTICAL
 Limit : FCC PART 15C PEAK
 Env. / Ins. : 24.2*C/56% Engineer : Leo-Li
 EUT : 150Mbps Wireless N USB Module
 Power supply : DC 5V From PC Input AC 120V/60Hz
 Test mode : IEEE802.11g CH1 2412MHz Tx
 M/N : PW-MN427_56I
 :

	Freq. (MHz)	Ant. Factor (dB/m)	Cable loss (dB)	Amp. Factor (dB)	Reading (dBuV)	Emission Level (dBuV/m)	Limits (dBuV/m)	Margin (dB)	Remark
1	4824.000	32.51	8.69	35.71	41.06	46.55	74.00	27.45	Peak
2	4824.000	32.51	8.69	35.71	33.31	38.80	54.00	15.20	Average

Remarks:

1. Emission Level= Antenna Factor + Cable Loss -amp Factor + Reading.
2. The emission levels that are 20dB below the official limit are not reported.

Data: 37 File: G:\2013 report\PI\Proware\ACS13Q0578.EM6 (104) Date: 2013-04-15

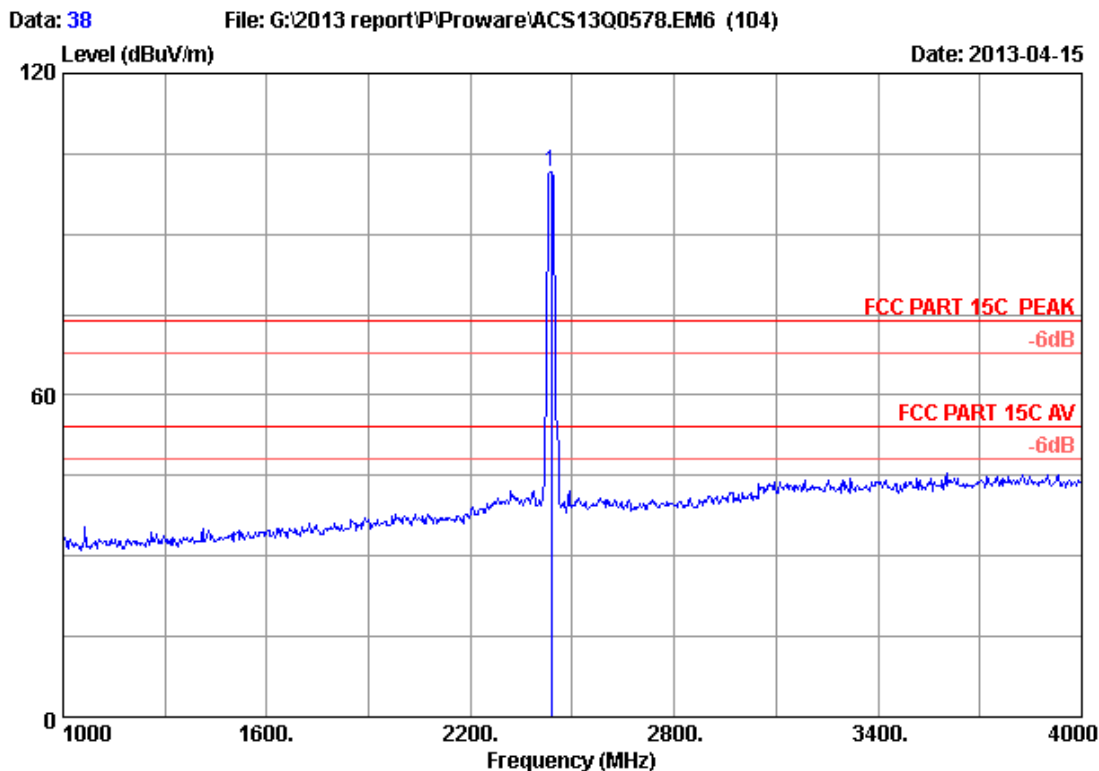


Site no. : 3m Chamber Data no. : 37
 Dis. / Ant. : 3m 2012 3115 (4580) Ant. pol. : VERTICAL
 Limit : FCC PART 15C PEAK
 Env. / Ins. : 24.2°C/56% Engineer : Leo-Li
 EUT : 150Mbps Wireless N USB Module
 Power supply : DC 5V From PC Input AC 120V/60Hz
 Test mode : IEEE802.11g CH6 2437MHz Tx
 M/N : PW-MN427_56I
 :

	Freq. (MHz)	Ant. Factor (dB/m)	Cable loss (dB)	Amp. Factor (dB)	Reading (dBuV)	Emission Level (dBuV/m)	Limits (dBuV/m)	Margin (dB)	Remark
1	2437.000	27.00	6.08	35.92	97.38	94.54	74.00	-20.54	Peak

Remarks:

1. Emission Level= Antenna Factor + Cable Loss -Amp Factor + Reading.
2. The emission levels that are 20dB below the official limit are not reported.



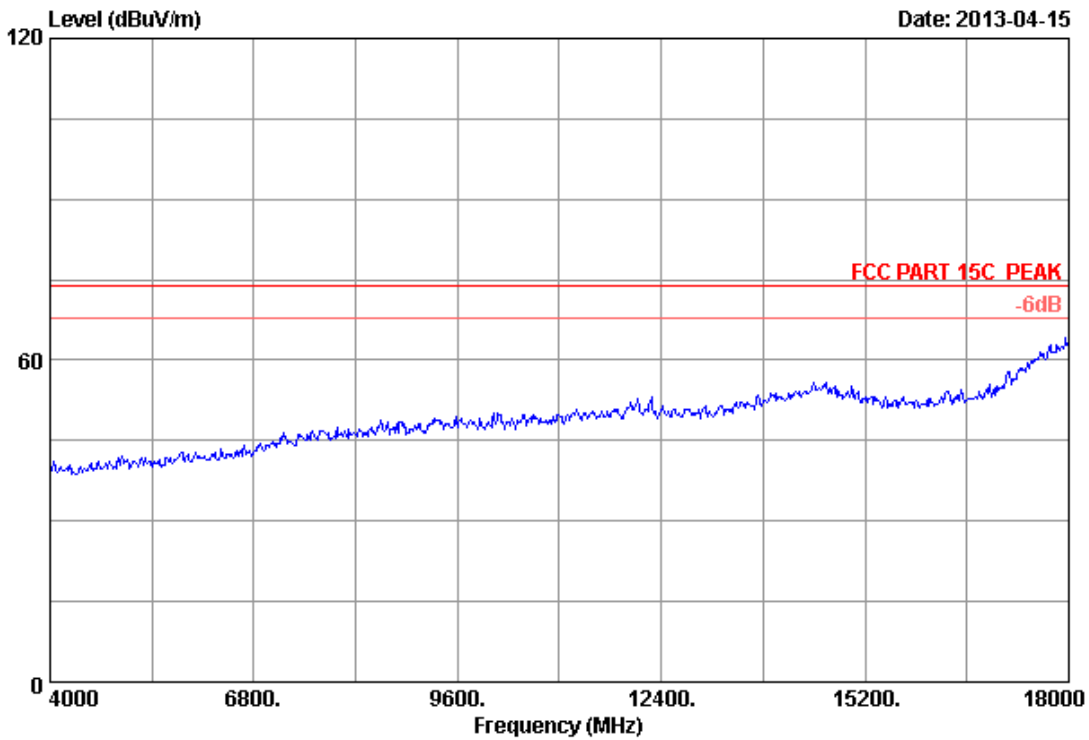
Site no. : 3m Chamber Data no. : 38
 Dis. / Ant. : 3m 2012 3115 (4580) Ant. pol. : HORIZONTAL
 Limit : FCC PART 15C PEAK
 Env. / Ins. : 24.2°C/56% Engineer : Leo-Li
 EUT : 150Mbps Wireless N USB Module
 Power supply : DC 5V From PC Input AC 120V/60Hz
 Test mode : IEEE802.11g CH6 2437MHz Tx
 M/N : PW-MN427_56I
 :

	Freq. (MHz)	Ant. Factor (dB/m)	Cable loss (dB)	Amp. Factor (dB)	Reading (dBuV)	Emission Level (dBuV/m)	Limits (dBuV/m)	Margin (dB)	Remark
1	2437.000	27.00	6.08	35.92	104.52	101.68	74.00	-27.68	Peak

Remarks:

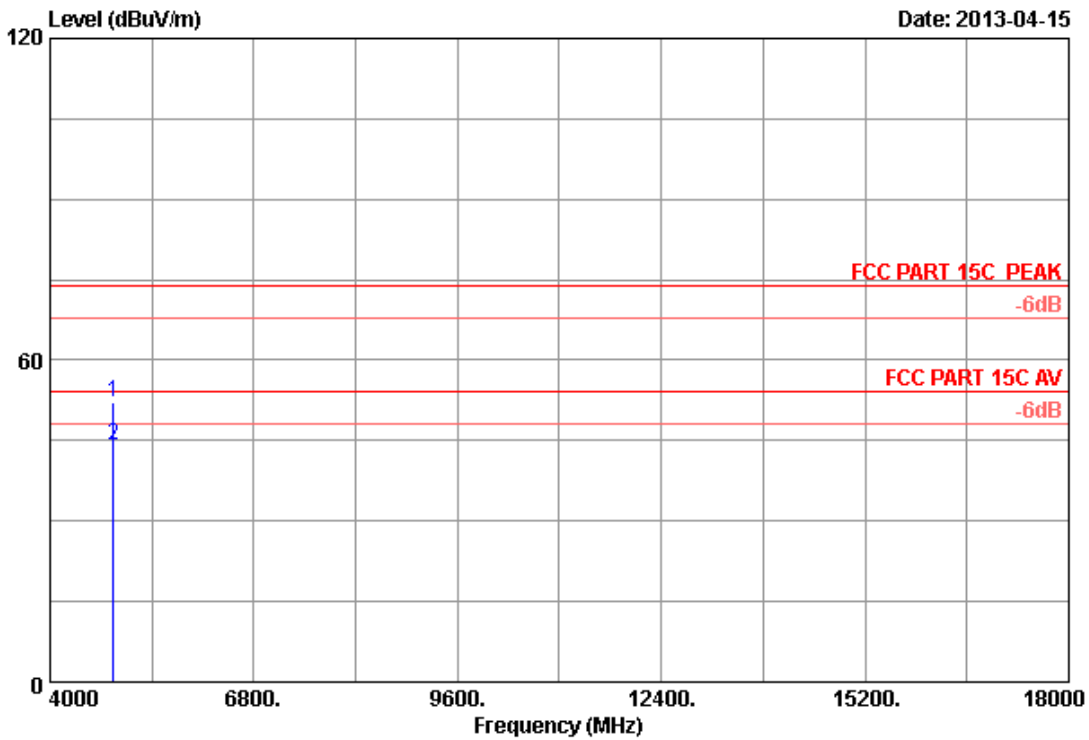
1. Emission Level= Antenna Factor + Cable Loss -Amp Factor + Reading.
2. The emission levels that are 20dB below the official limit are not reported.

Data: 39 File: G:\2013 report\PI\Proware\ACS13Q0578.EM6 (104) Date: 2013-04-15



Site no. : 3m Chamber Data no. : 39
Dis. / Ant. : 3m 2012 3115 (4580) Ant. pol. : VERTICAL
Limit : FCC PART 15C PEAK
Env. / Ins. : 24.2*C/56% Engineer : Leo-Li
EUT : 150Mbps Wireless N USB Module
Power supply : DC 5V From PC Input AC 120V/60Hz
Test mode : IEEE802.11g CH6 2437MHz Tx
M/N : PW-MN427_56I
:

Data: 40 File: G:\2013 report\PI\Proware\ACS13Q0578.EM6 (104) Date: 2013-04-15

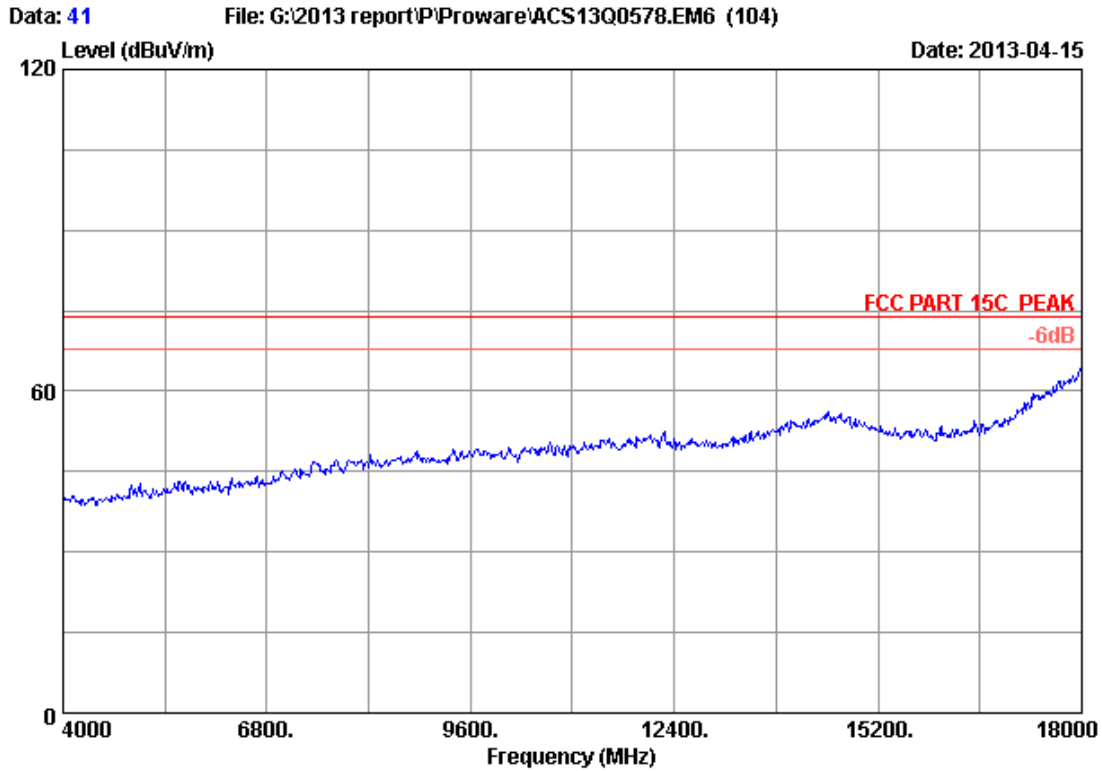


Site no. : 3m Chamber Data no. : 40
 Dis. / Ant. : 3m 2012 3115 (4580) Ant. pol. : VERTICAL
 Limit : FCC PART 15C PEAK
 Env. / Ins. : 24.2*C/56% Engineer : Leo-Li
 EUT : 150Mbps Wireless N USB Module
 Power supply : DC 5V From PC Input AC 120V/60Hz
 Test mode : IEEE802.11g CH6 2437MHz Tx
 M/N : PW-MN427_56I
 :

	Freq. (MHz)	Ant. Factor (dB/m)	Cable loss (dB)	Amp. Factor (dB)	Reading (dBuV)	Emission Level (dBuV/m)	Limits (dBuV/m)	Margin (dB)	Remark
1	4874.000	32.62	8.73	35.69	46.32	51.98	74.00	22.02	Peak
2	4874.000	32.62	8.73	35.69	38.46	44.12	54.00	9.88	Average

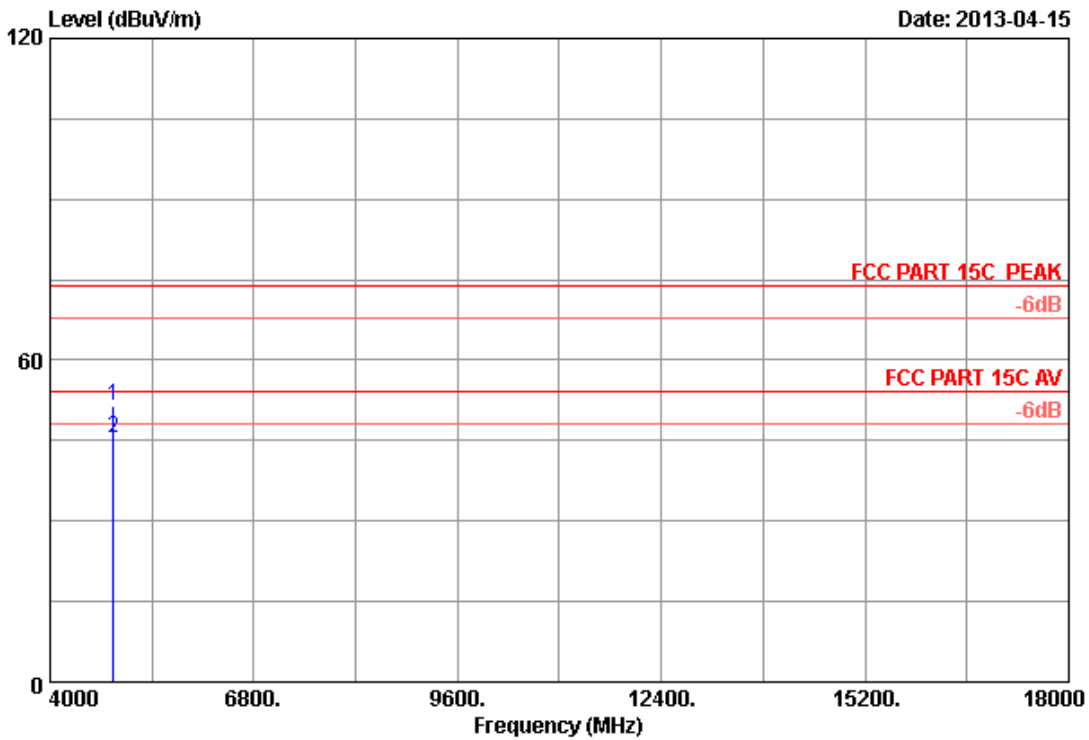
Remarks:

1. Emission Level= Antenna Factor + Cable Loss -amp Factor + Reading.
2. The emission levels that are 20dB below the official limit are not reported.



Site no. : 3m Chamber Data no. : 41
Dis. / Ant. : 3m 2012 3115 (4580) Ant. pol. : HORIZONTAL
Limit : FCC PART 15C PEAK
Env. / Ins. : 24.2*C/56% Engineer : Leo-Li
EUT : 150Mbps Wireless N USB Module
Power supply : DC 5V From PC Input AC 120V/60Hz
Test mode : IEEE802.11g CH6 2437MHz Tx
M/N : PW-MN427_56I
:

Data: 42 File: G:\2013 report\PI\Proware\ACS13Q0578.EM6 (104) Date: 2013-04-15

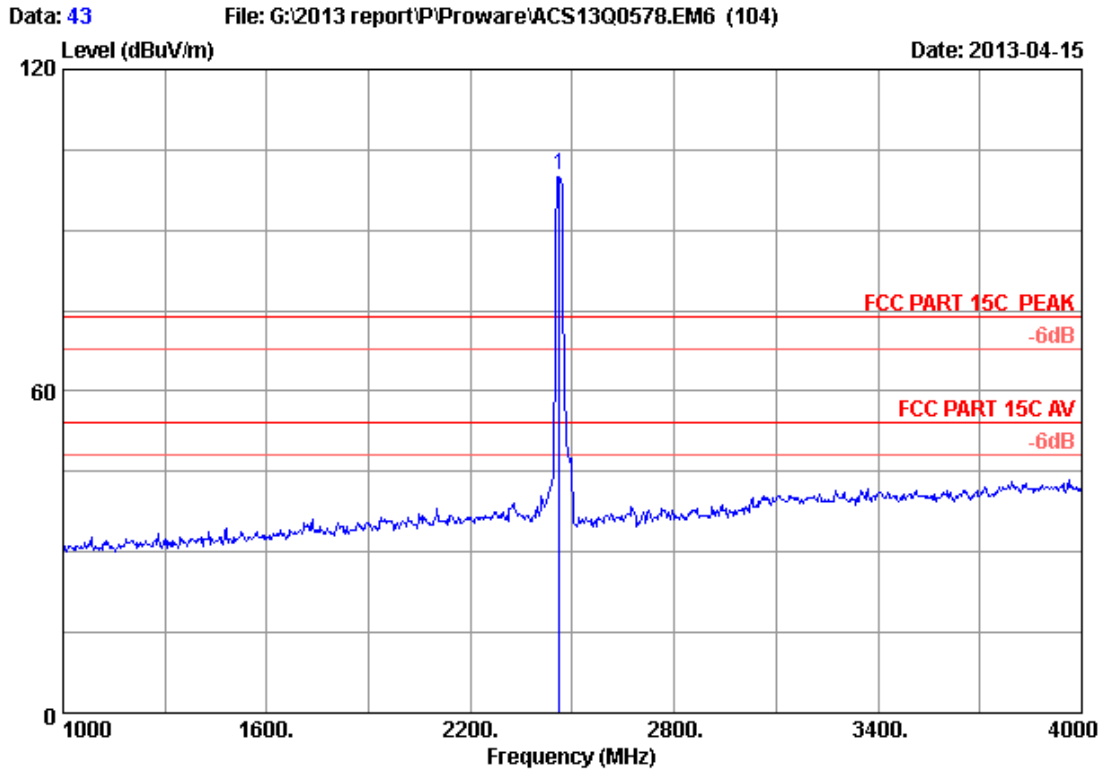


Site no. : 3m Chamber Data no. : 42
 Dis. / Ant. : 3m 2012 3115 (4580) Ant. pol. : HORIZONTAL
 Limit : FCC PART 15C PEAK
 Env. / Ins. : 24.2*C/56% Engineer : Leo-Li
 EUT : 150Mbps Wireless N USB Module
 Power supply : DC 5V From PC Input AC 120V/60Hz
 Test mode : IEEE802.11g CH6 2437MHz Tx
 M/N : PW-MN427_56I
 :

	Freq. (MHz)	Ant. Factor (dB/m)	Cable loss (dB)	Amp. Factor (dB)	Reading (dBuV)	Emission Level (dBuV/m)	Limits (dBuV/m)	Margin (dB)	Remark
1	4874.000	32.62	8.73	35.69	45.93	51.59	74.00	22.41	Peak
2	4874.000	32.62	8.73	35.69	39.79	45.45	54.00	8.55	Average

Remarks:

1. Emission Level= Antenna Factor + Cable Loss -amp Factor + Reading.
2. The emission levels that are 20dB below the official limit are not reported.



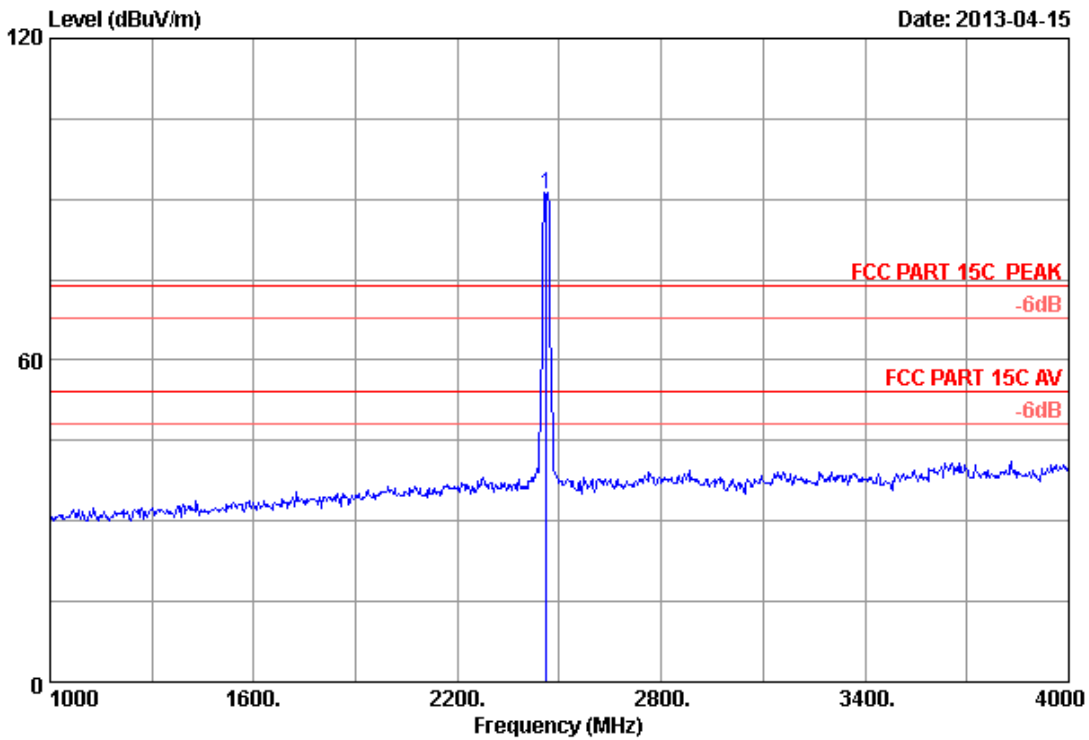
Site no. : 3m Chamber Data no. : 43
 Dis. / Ant. : 3m 2012 3115 (4580) Ant. pol. : HORIZONTAL
 Limit : FCC PART 15C PEAK
 Env. / Ins. : 24.2°C/56% Engineer : Leo-Li
 EUT : 150Mbps Wireless N USB Module
 Power supply : DC 5V From PC Input AC 120V/60Hz
 Test mode : IEEE802.11g CH11 2462MHz Tx
 M/N : PW-MN427_56I
 :

	Freq. (MHz)	Ant. Factor (dB/m)	Cable loss (dB)	Amp. Factor (dB)	Reading (dBuV)	Emission Level (dBuV/m)	Limits (dBuV/m)	Margin (dB)	Remark
1	2462.000	27.16	6.12	35.92	102.92	100.28	74.00	-26.28	Peak

Remarks:

1. Emission Level= Antenna Factor + Cable Loss -Amp Factor + Reading.
2. The emission levels that are 20dB below the official limit are not reported.

Data: 44 File: G:\2013 report\PI\Proware\ACS13Q0578.EM6 (104) Date: 2013-04-15



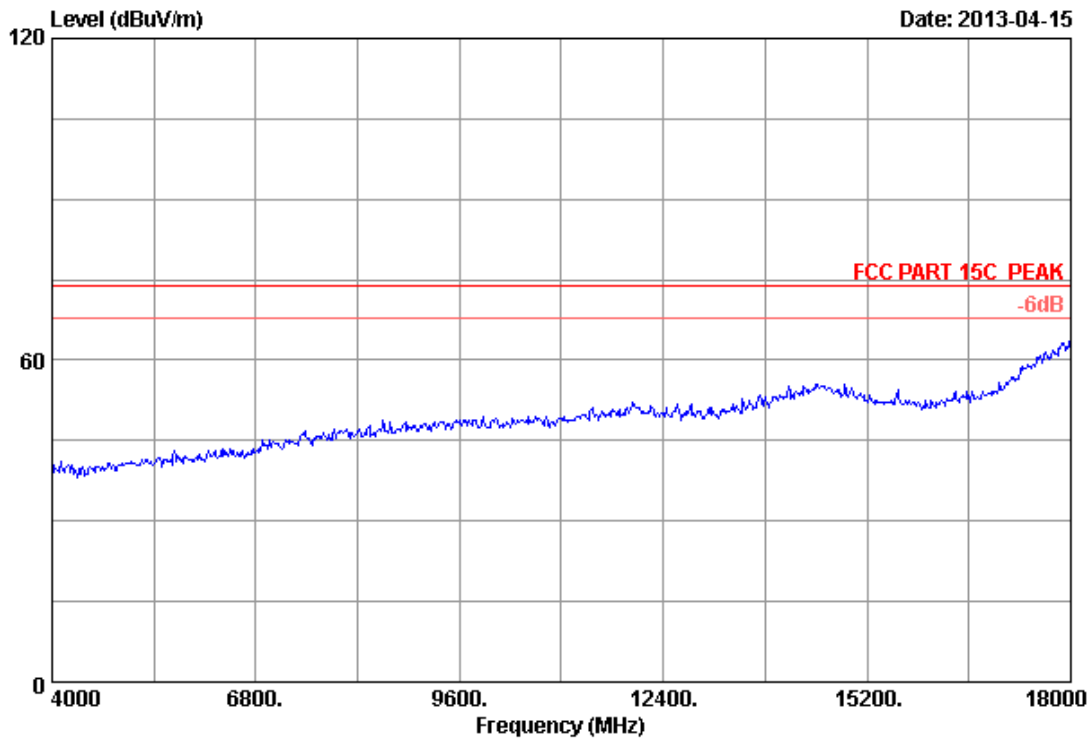
Site no. : 3m Chamber Data no. : 44
 Dis. / Ant. : 3m 2012 3115 (4580) Ant. pol. : VERTICAL
 Limit : FCC PART 15C PEAK
 Env. / Ins. : 24.2*C/56% Engineer : Leo-Li
 EUT : 150Mbps Wireless N USB Module
 Power supply : DC 5V From PC Input AC 120V/60Hz
 Test mode : IEEE802.11g CH11 2462MHz Tx
 M/N : PW-MN427_56I
 :

	Freq. (MHz)	Ant. Factor (dB/m)	Cable loss (dB)	Amp. Factor (dB)	Reading (dBuV)	Emission Level (dBuV/m)	Limits (dBuV/m)	Margin (dB)	Remark
1	2462.000	27.16	6.12	35.92	93.46	90.82	74.00	-16.82	Peak

Remarks:

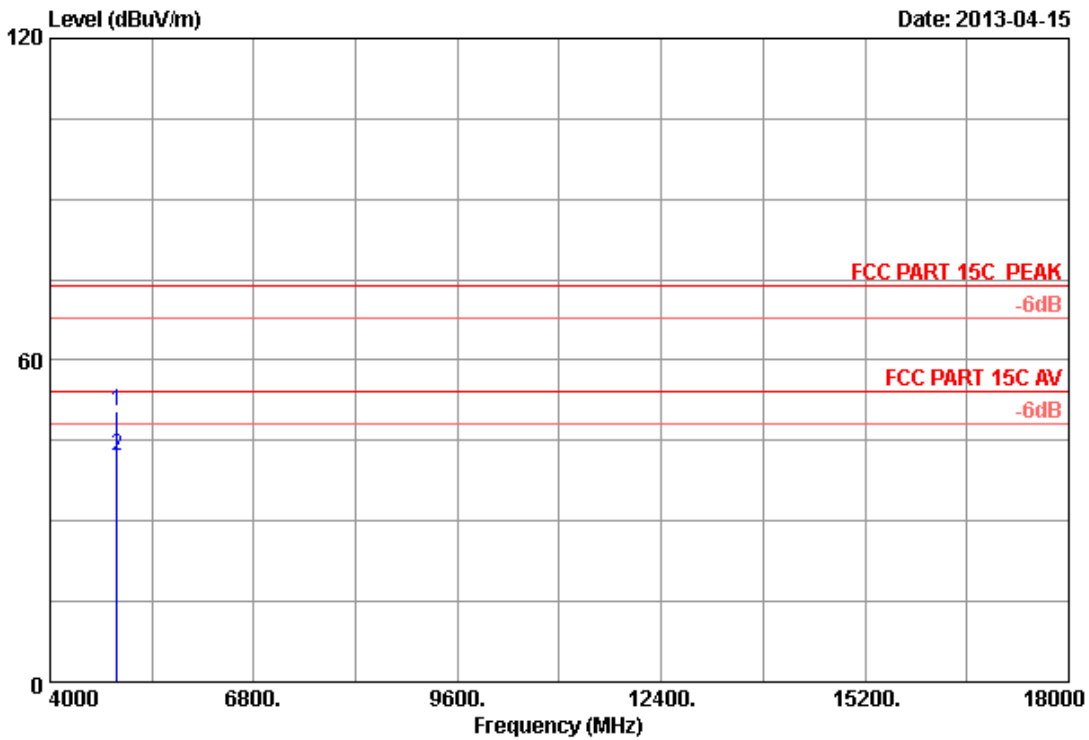
1. Emission Level= Antenna Factor + Cable Loss -Amp Factor + Reading.
2. The emission levels that are 20dB below the official limit are not reported.

Data: 49 File: G:\2013 report\PI\Proware\ACS13Q0578.EM6 (104) Date: 2013-04-15



Site no. : 3m Chamber Data no. : 49
Dis. / Ant. : 3m 2012 3115 (4580) Ant. pol. : VERTICAL
Limit : FCC PART 15C PEAK
Env. / Ins. : 24.2*C/56% Engineer : Leo-Li
EUT : 150Mbps Wireless N USB Module
Power supply : DC 5V From PC Input AC 120V/60Hz
Test mode : IEEE802.11g CH11 2462MHz Tx
M/N : PW-MN427_56I
:

Data: 50 File: G:\2013 report\PI\Proware\ACS13Q0578.EM6 (104) Date: 2013-04-15



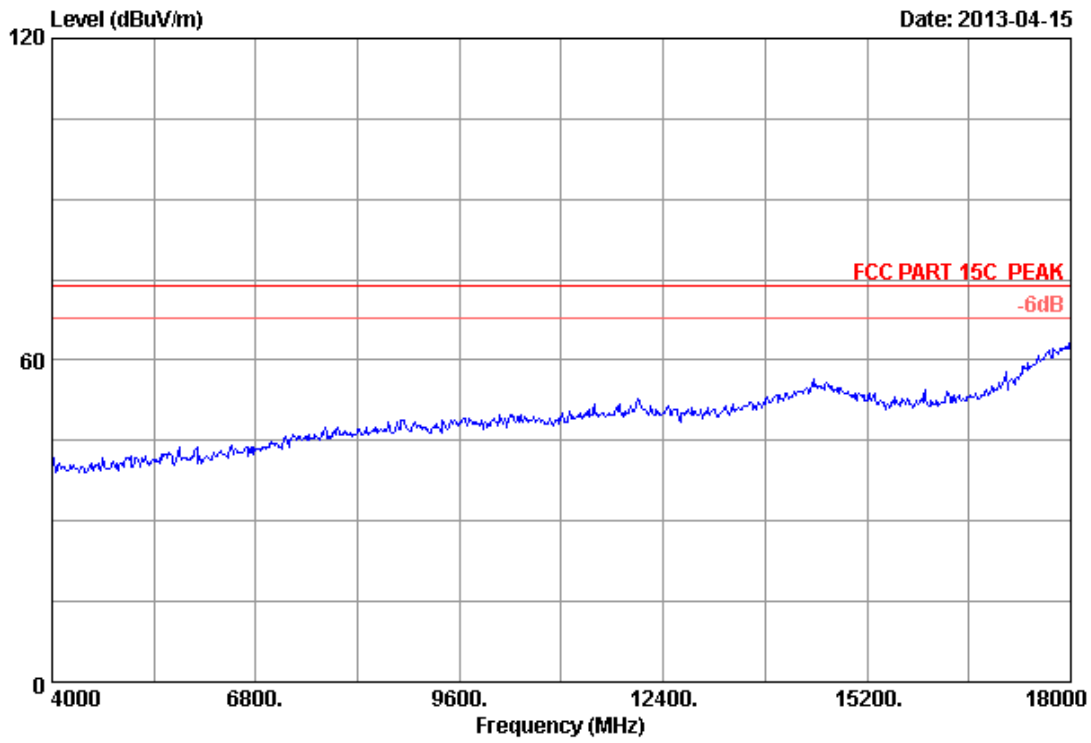
Site no. : 3m Chamber Data no. : 50
 Dis. / Ant. : 3m 2012 3115 (4580) Ant. pol. : VERTICAL
 Limit : FCC PART 15C PEAK
 Env. / Ins. : 24.2*C/56% Engineer : Leo-Li
 EUT : 150Mbps Wireless N USB Module
 Power supply : DC 5V From PC Input AC 120V/60Hz
 Test mode : IEEE802.11g CH11 2462MHz Tx
 M/N : PW-MN427_56I
 :

	Freq. (MHz)	Ant. Factor (dB/m)	Cable loss (dB)	Amp. Factor (dB)	Reading (dBuV)	Emission Level (dBuV/m)	Limits (dBuV/m)	Margin (dB)	Remark
1	4924.000	32.73	8.78	35.68	44.63	50.46	74.00	23.54	Peak
2	4924.000	32.73	8.78	35.68	36.41	42.24	54.00	11.76	Average

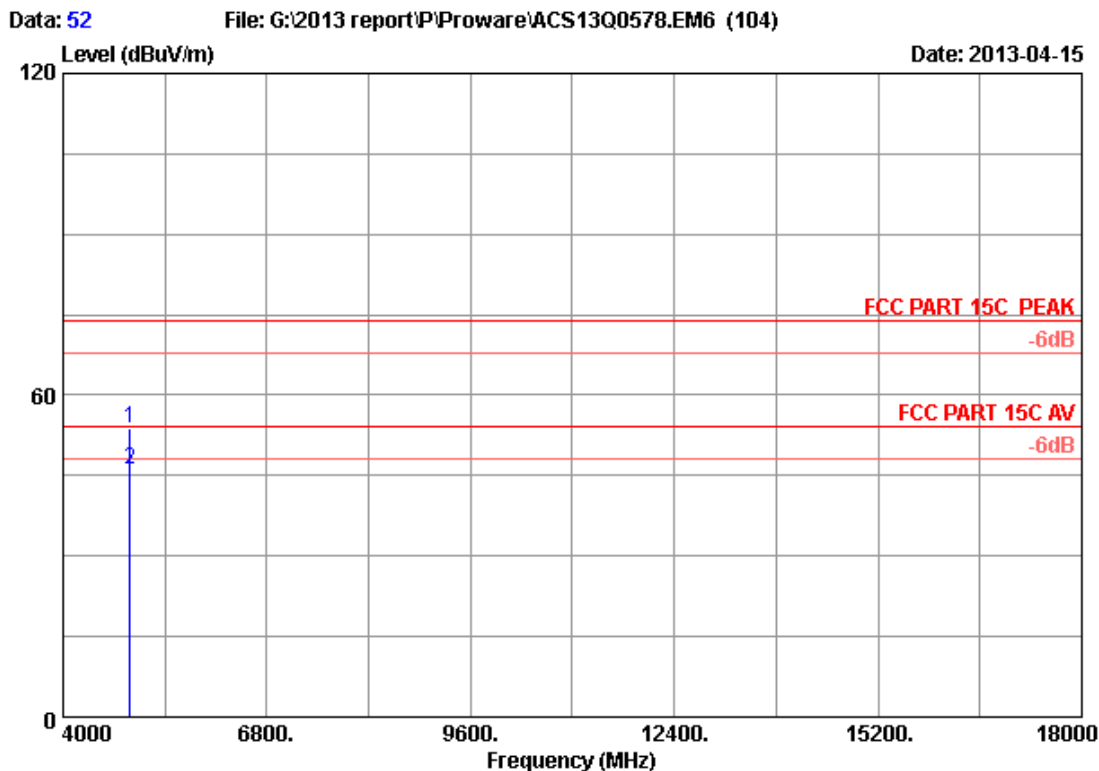
Remarks:

1. Emission Level= Antenna Factor + Cable Loss -amp Factor + Reading.
2. The emission levels that are 20dB below the official limit are not reported.

Data: 51 File: G:\2013 report\PI\Proware\ACS13Q0578.EM6 (104) Date: 2013-04-15



Site no. : 3m Chamber Data no. : 51
Dis. / Ant. : 3m 2012 3115 (4580) Ant. pol. : HORIZONTAL
Limit : FCC PART 15C PEAK
Env. / Ins. : 24.2*C/56% Engineer : Leo-Li
EUT : 150Mbps Wireless N USB Module
Power supply : DC 5V From PC Input AC 120V/60Hz
Test mode : IEEE802.11g CH11 2462MHz Tx
M/N : PW-MN427_56I
:



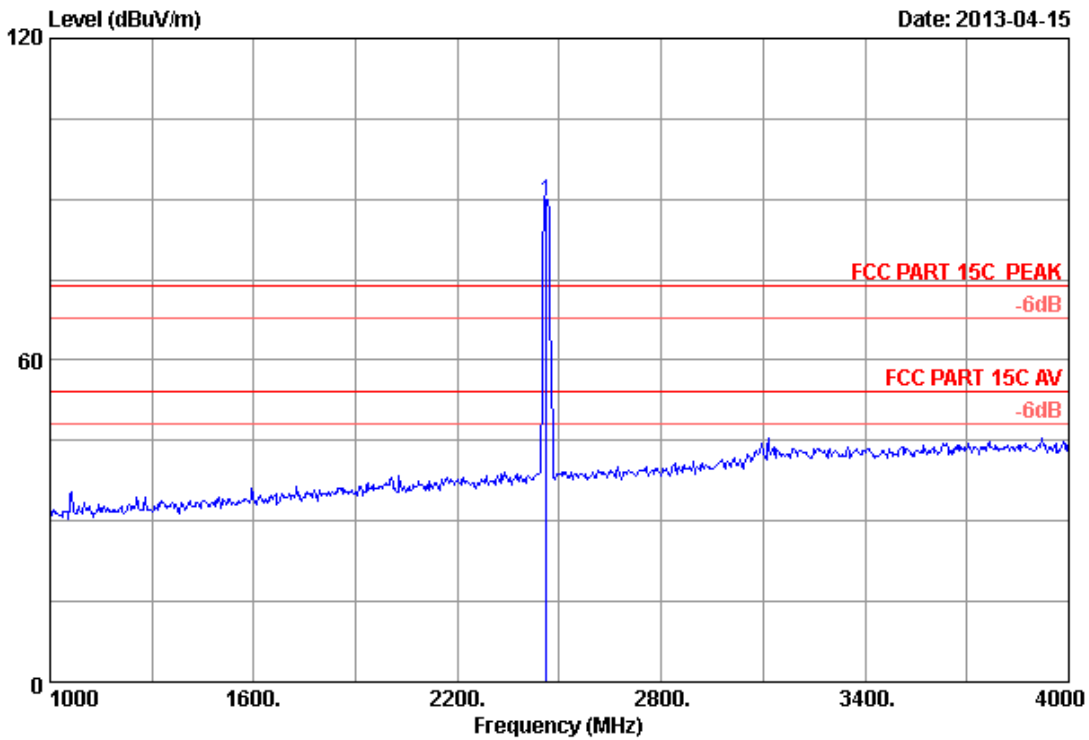
Site no. : 3m Chamber Data no. : 52
 Dis. / Ant. : 3m 2012 3115 (4580) Ant. pol. : HORIZONTAL
 Limit : FCC PART 15C PEAK
 Env. / Ins. : 24.2*C/56% Engineer : Leo-Li
 EUT : 150Mbps Wireless N USB Module
 Power supply : DC 5V From PC Input AC 120V/60Hz
 Test mode : IEEE802.11g CH11 2462MHz Tx
 M/N : PW-MN427_56I
 :

	Freq. (MHz)	Ant. Factor (dB/m)	Cable loss (dB)	Amp. Factor (dB)	Reading (dBuV)	Emission Level (dBuV/m)	Limits (dBuV/m)	Margin (dB)	Remark
1	4924.000	32.73	8.78	35.68	47.96	53.79	74.00	20.21	Peak
2	4924.000	32.73	8.78	35.68	40.36	46.19	54.00	7.81	Average

Remarks:

1. Emission Level= Antenna Factor + Cable Loss -amp Factor + Reading.
2. The emission levels that are 20dB below the official limit are not reported.

Data: 53 File: G:\2013 report\PI\Proware\ACS13Q0578.EM6 (104) Date: 2013-04-15



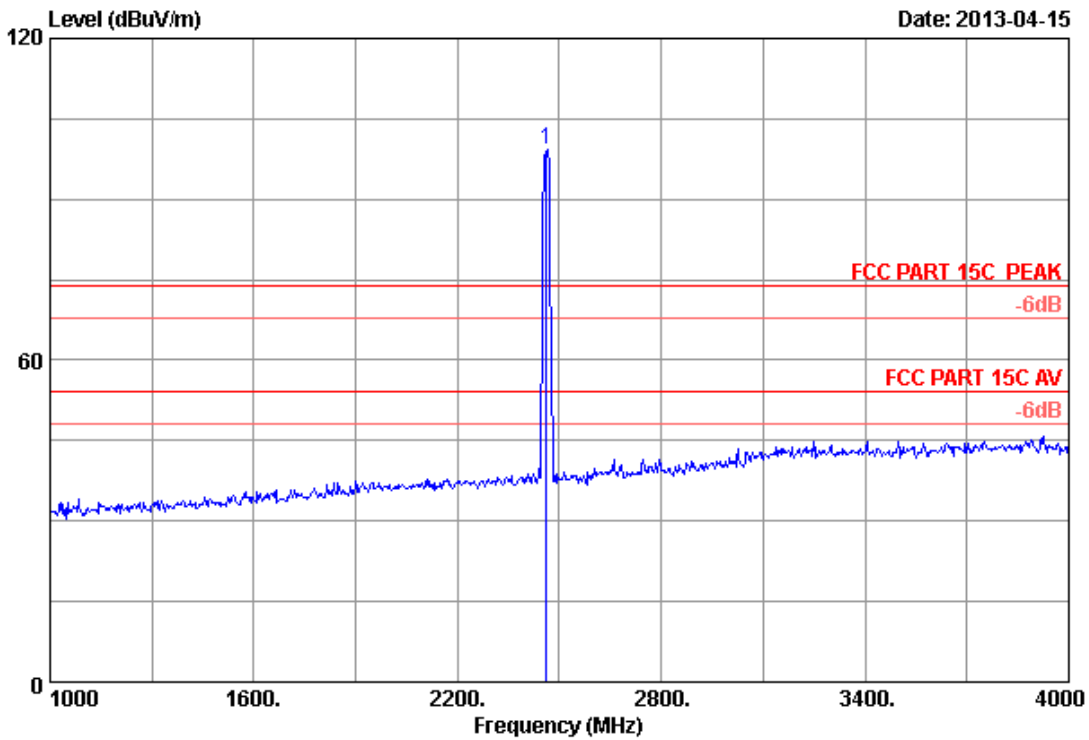
Site no. : 3m Chamber Data no. : 53
 Dis. / Ant. : 3m 2012 3115 (4580) Ant. pol. : VERTICAL
 Limit : FCC PART 15C PEAK
 Env. / Ins. : 24.2°C/56% Engineer : Leo-Li
 EUT : 150Mbps Wireless N USB Module
 Power supply : DC 5V From PC Input AC 120V/60Hz
 Test mode : IEEE802.11n CH11 2462MHz Tx
 M/N : PW-MN427_56I
 :

	Ant. Factor	Cable loss	Amp. Factor	Reading	Emission Level	Limits	Margin	Remark
Freq. (MHz)	(dB/m)	(dB)	(dB)	(dBuV)	(dBuV/m)	(dBuV/m)	(dB)	
1 2462.000	27.16	6.12	35.92	92.12	89.48	74.00	-15.48	Peak

Remarks:

1. Emission Level= Antenna Factor + Cable Loss -Amp Factor + Reading.
2. The emission levels that are 20dB below the official limit are not reported.

Data: 54 File: G:\2013 report\PI\Proware\ACS13Q0578.EM6 (104) Date: 2013-04-15



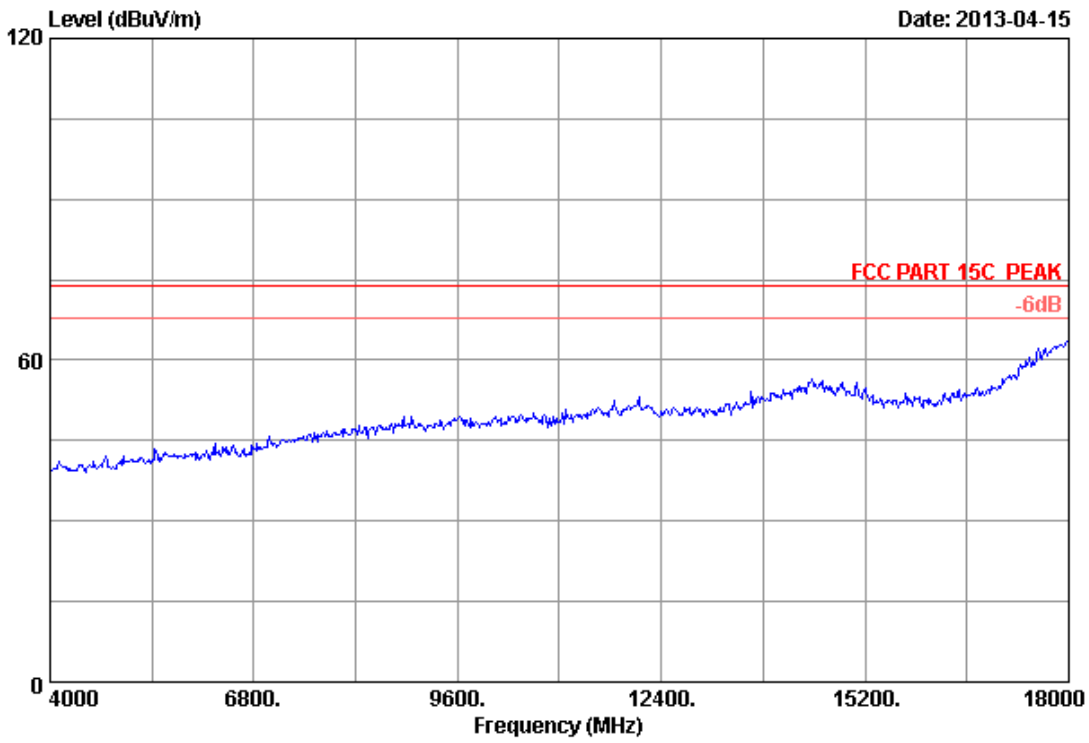
Site no. : 3m Chamber Data no. : 54
 Dis. / Ant. : 3m 2012 3115 (4580) Ant. pol. : HORIZONTAL
 Limit : FCC PART 15C PEAK
 Env. / Ins. : 24.2*C/56% Engineer : Leo-Li
 EUT : 150Mbps Wireless N USB Module
 Power supply : DC 5V From PC Input AC 120V/60Hz
 Test mode : IEEE802.11n CH11 2462MHz Tx
 M/N : PW-MN427_56I
 :

	Freq. (MHz)	Ant. Factor (dB/m)	Cable loss (dB)	Amp. Factor (dB)	Reading (dBuV)	Emission Level (dBuV/m)	Limits (dBuV/m)	Margin (dB)	Remark
1	2462.000	27.16	6.12	35.92	101.92	99.28	74.00	-25.28	Peak

Remarks:

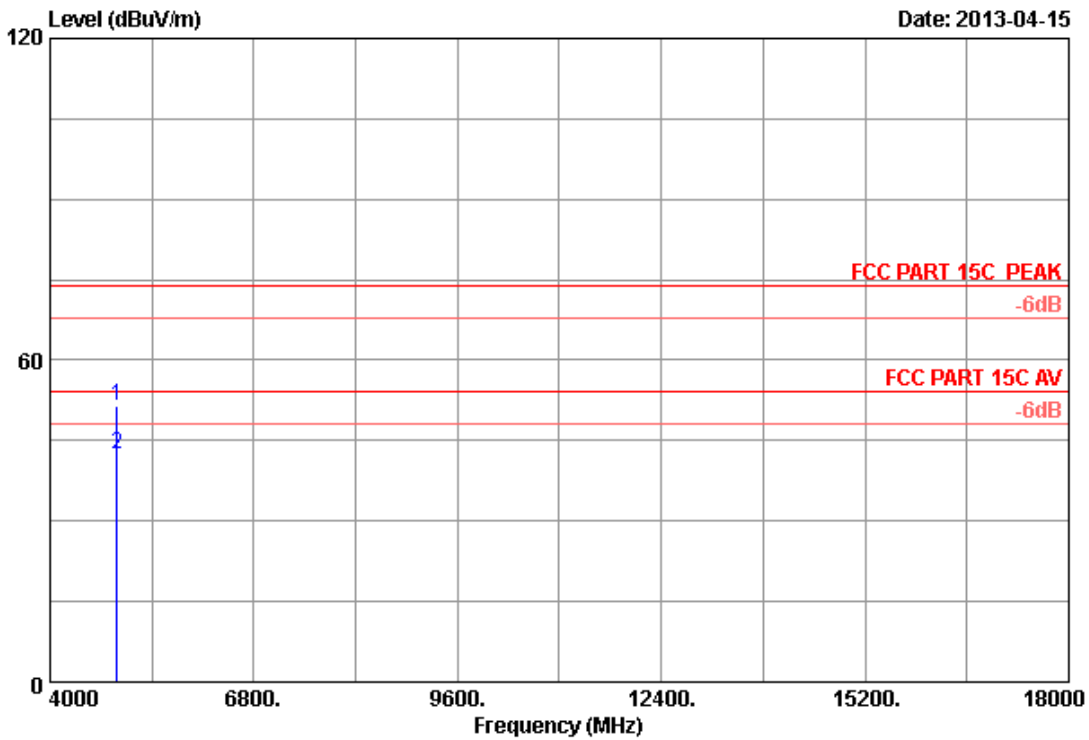
1. Emission Level= Antenna Factor + Cable Loss -Amp Factor + Reading.
2. The emission levels that are 20dB below the official limit are not reported.

Data: 59 File: G:\2013 report\PI\Proware\ACS13Q0578.EM6 (104) Date: 2013-04-15



Site no. : 3m Chamber Data no. : 59
Dis. / Ant. : 3m 2012 3115 (4580) Ant. pol. : VERTICAL
Limit : FCC PART 15C PEAK
Env. / Ins. : 24.2*C/56% Engineer : Leo-Li
EUT : 150Mbps Wireless N USB Module
Power supply : DC 5V From PC Input AC 120V/60Hz
Test mode : IEEE802.11n CH11 2462MHz Tx
M/N : PW-MN427_56I
:

Data: 60 File: G:\2013 report\PI\Proware\ACS13Q0578.EM6 (104) Date: 2013-04-15



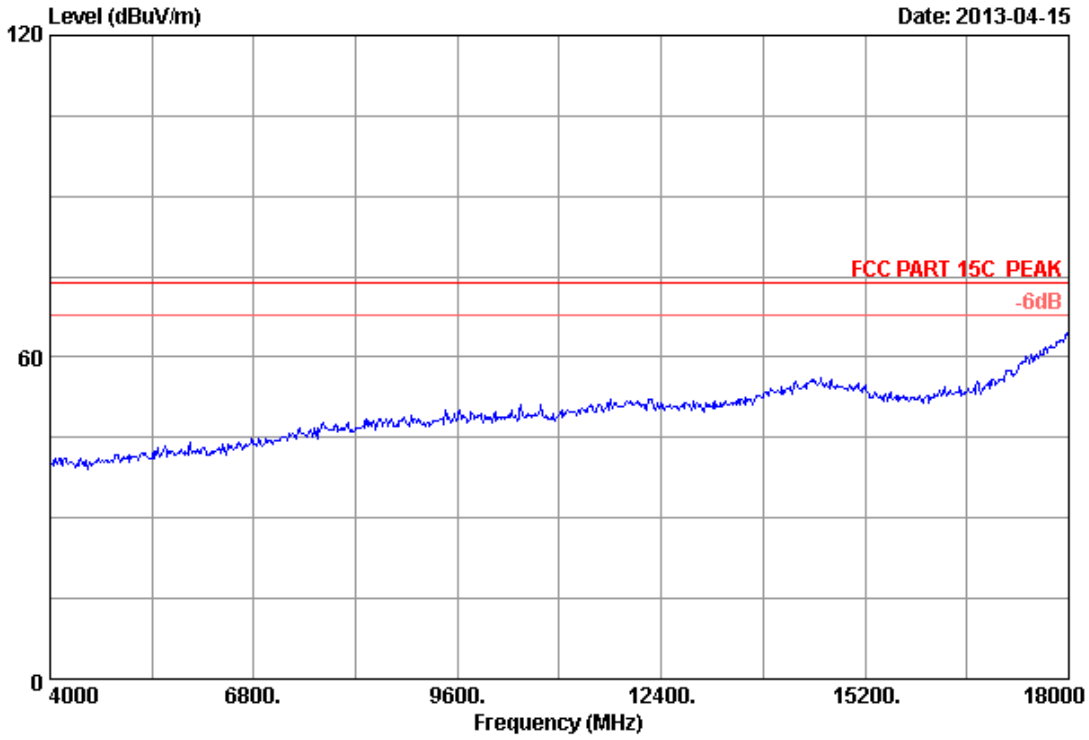
Site no. : 3m Chamber Data no. : 60
 Dis. / Ant. : 3m 2012 3115 (4580) Ant. pol. : VERTICAL
 Limit : FCC PART 15C PEAK
 Env. / Ins. : 24.2*C/56% Engineer : Leo-Li
 EUT : 150Mbps Wireless N USB Module
 Power supply : DC 5V From PC Input AC 120V/60Hz
 Test mode : IEEE802.11n CH11 2462MHz Tx
 M/N : PW-MN427_56I
 :

	Freq. (MHz)	Ant. Factor (dB/m)	Cable loss (dB)	Amp. Factor (dB)	Reading (dBuV)	Emission Level (dBuV/m)	Limits (dBuV/m)	Margin (dB)	Remark
1	4924.000	32.73	8.78	35.68	45.62	51.45	74.00	22.55	Peak
2	4924.000	32.73	8.78	35.68	36.46	42.29	54.00	11.71	Average

Remarks:

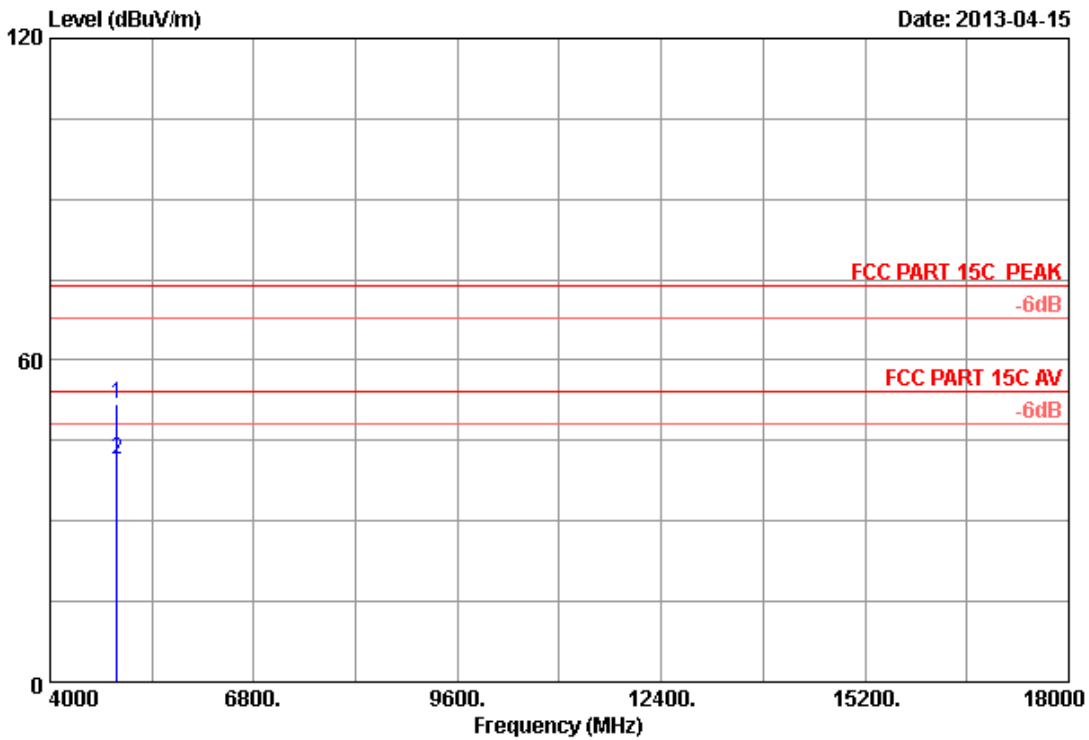
1. Emission Level= Antenna Factor + Cable Loss -amp Factor + Reading.
2. The emission levels that are 20dB below the official limit are not reported.

Data: 61 File: G:\2013 report\PI\Proware\ACS13Q0578.EM6 (104) Date: 2013-04-15



Site no. : 3m Chamber Data no. : 61
Dis. / Ant. : 3m 2012 3115 (4580) Ant. pol. : HORIZONTAL
Limit : FCC PART 15C PEAK
Env. / Ins. : 24.2*C/56% Engineer : Leo-Li
EUT : 150Mbps Wireless N USB Module
Power supply : DC 5V From PC Input AC 120V/60Hz
Test mode : IEEE802.11n CH11 2462MHz Tx
M/N : PW-MN427_56I
:

Data: 62 File: G:\2013 report\PI\Proware\ACS13Q0578.EM6 (104) Date: 2013-04-15



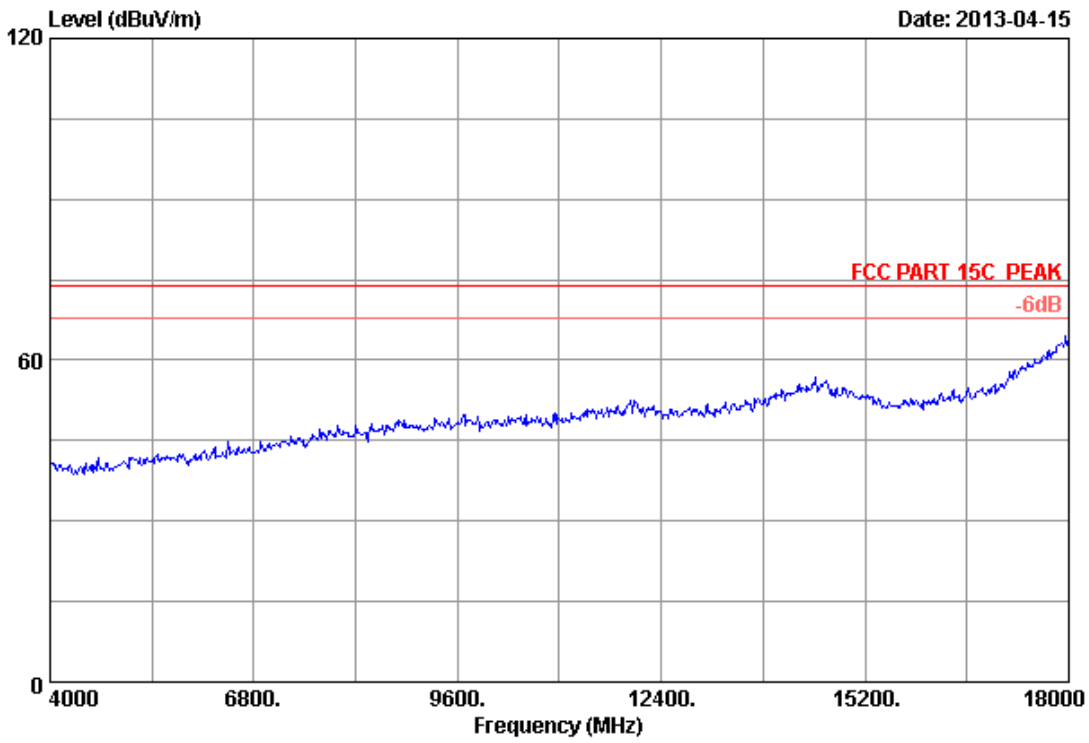
Site no. : 3m Chamber Data no. : 62
 Dis. / Ant. : 3m 2012 3115 (4580) Ant. pol. : HORIZONTAL
 Limit : FCC PART 15C PEAK
 Env. / Ins. : 24.2*C/56% Engineer : Leo-Li
 EUT : 150Mbps Wireless N USB Module
 Power supply : DC 5V From PC Input AC 120V/60Hz
 Test mode : IEEE802.11n CH11 2462MHz Tx
 M/N : PW-MN427_56I
 :

	Freq. (MHz)	Ant. Factor (dB/m)	Cable loss (dB)	Amp. Factor (dB)	Reading (dBuV)	Emission Level (dBuV/m)	Limits (dBuV/m)	Margin (dB)	Remark
1	4924.000	32.73	8.78	35.68	46.02	51.85	74.00	22.15	Peak
2	4924.000	32.73	8.78	35.68	35.62	41.45	54.00	12.55	Average

Remarks:

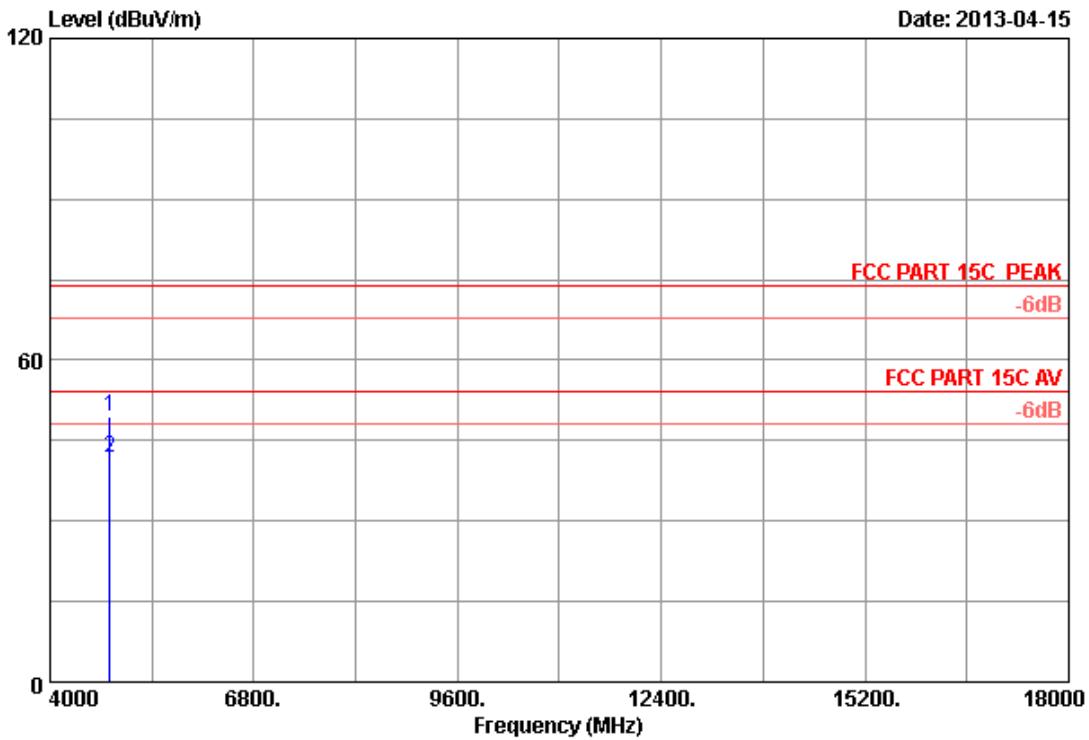
1. Emission Level= Antenna Factor + Cable Loss -amp Factor + Reading.
2. The emission levels that are 20dB below the official limit are not reported.

Data: 63 File: G:\2013 report\PI\Proware\ACS13Q0578.EM6 (104) Date: 2013-04-15



Site no. : 3m Chamber Data no. : 63
Dis. / Ant. : 3m 2012 3115 (4580) Ant. pol. : VERTICAL
Limit : FCC PART 15C PEAK
Env. / Ins. : 24.2*C/56% Engineer : Leo-Li
EUT : 150Mbps Wireless N USB Module
Power supply : DC 5V From PC Input AC 120V/60Hz
Test mode : IEEE802.11nHT20 CH1 2412MHz Tx
M/N : PW-MN427_56I
:

Data: 64 File: G:\2013 report\PI\Proware\ACS13Q0578.EM6 (104) Date: 2013-04-15

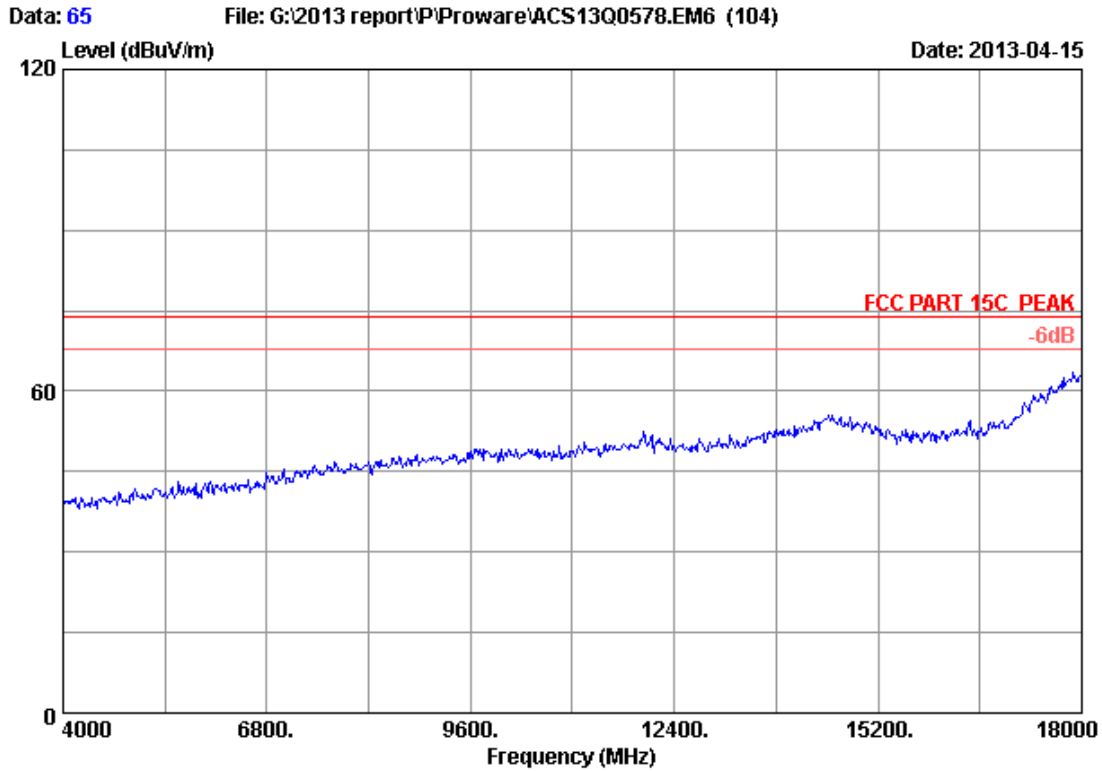


Site no. : 3m Chamber Data no. : 64
 Dis. / Ant. : 3m 2012 3115 (4580) Ant. pol. : VERTICAL
 Limit : FCC PART 15C PEAK
 Env. / Ins. : 24.2*C/56% Engineer : Leo-Li
 EUT : 150Mbps Wireless N USB Module
 Power supply : DC 5V From PC Input AC 120V/60Hz
 Test mode : IEEE802.11nHT20 CH1 2412MHz Tx
 M/N : PW-MN427_56I
 :

	Freq. (MHz)	Ant. Factor (dB/m)	Cable loss (dB)	Amp. Factor (dB)	Reading (dBuV)	Emission Level (dBuV/m)	Limits (dBuV/m)	Margin (dB)	Remark
1	4824.000	32.51	8.69	35.71	44.05	49.54	74.00	24.46	Peak
2	4824.000	32.51	8.69	35.71	36.41	41.90	54.00	12.10	Average

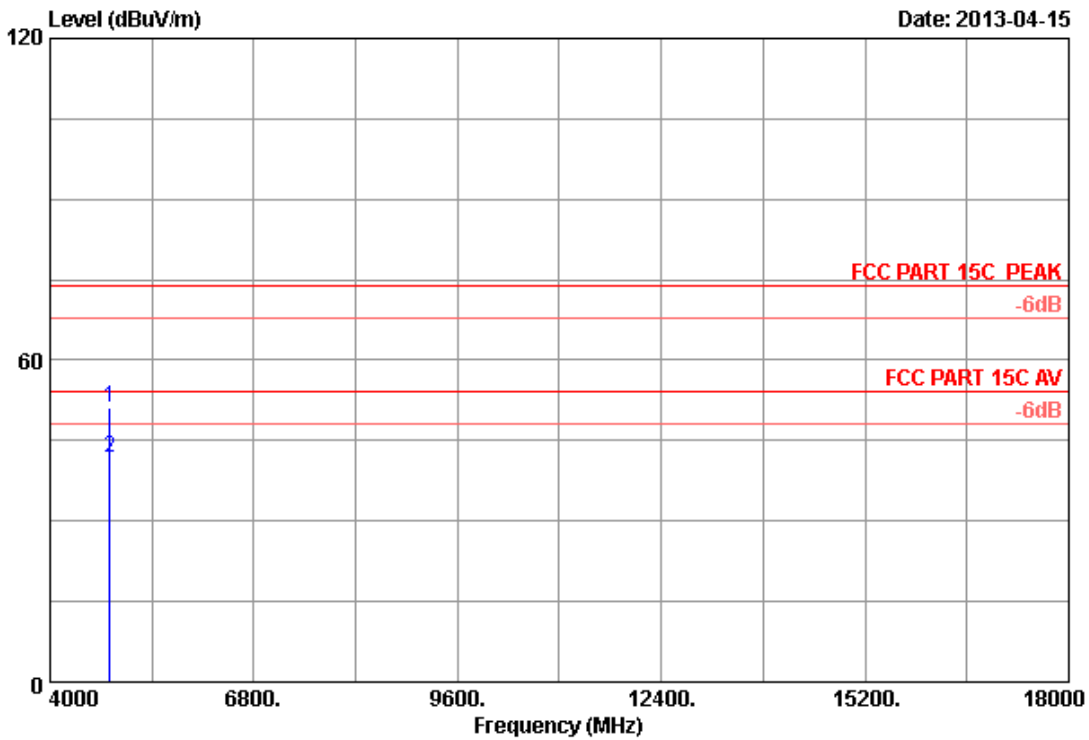
Remarks:

1. Emission Level= Antenna Factor + Cable Loss -amp Factor + Reading.
2. The emission levels that are 20dB below the official limit are not reported.



Site no. : 3m Chamber Data no. : 65
Dis. / Ant. : 3m 2012 3115 (4580) Ant. pol. : HORIZONTAL
Limit : FCC PART 15C PEAK
Env. / Ins. : 24.2*C/56% Engineer : Leo-Li
EUT : 150Mbps Wireless N USB Module
Power supply : DC 5V From PC Input AC 120V/60Hz
Test mode : IEEE802.11nHT20 CH1 2412MHz Tx
M/N : PW-MN427_56I
:

Data: 66 File: G:\2013 report\PI\Proware\ACS13Q0578.EM6 (104) Date: 2013-04-15



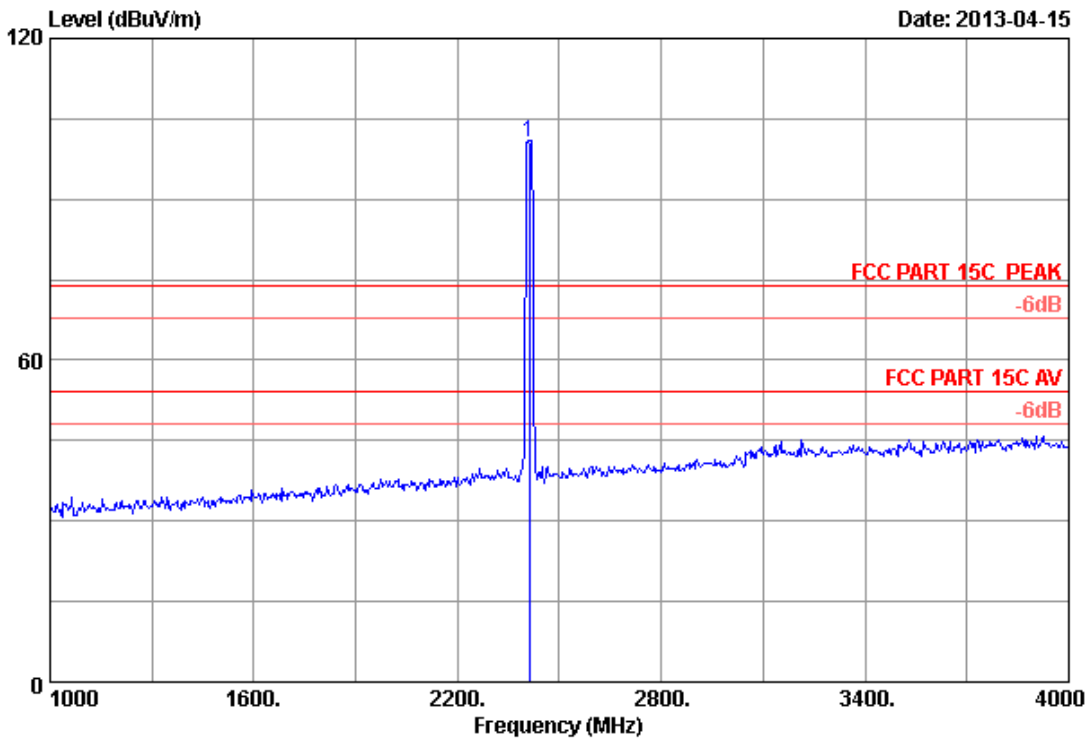
Site no. : 3m Chamber Data no. : 66
 Dis. / Ant. : 3m 2012 3115 (4580) Ant. pol. : HORIZONTAL
 Limit : FCC PART 15C PEAK
 Env. / Ins. : 24.2*C/56% Engineer : Leo-Li
 EUT : 150Mbps Wireless N USB Module
 Power supply : DC 5V From PC Input AC 120V/60Hz
 Test mode : IEEE802.11nHT20 CH1 2412MHz Tx
 M/N : PW-MN427_56I
 :

	Freq. (MHz)	Ant. Factor (dB/m)	Cable loss (dB)	Amp. Factor (dB)	Reading (dBuV)	Emission Level (dBuV/m)	Limits (dBuV/m)	Margin (dB)	Remark
1	4824.000	32.51	8.69	35.71	45.72	51.21	74.00	22.79	Peak
2	4824.000	32.51	8.69	35.71	36.46	41.95	54.00	12.05	Average

Remarks:

1. Emission Level= Antenna Factor + Cable Loss -amp Factor + Reading.
2. The emission levels that are 20dB below the official limit are not reported.

Data: 67 File: G:\2013 report\PI\Proware\ACS13Q0578.EM6 (104) Date: 2013-04-15



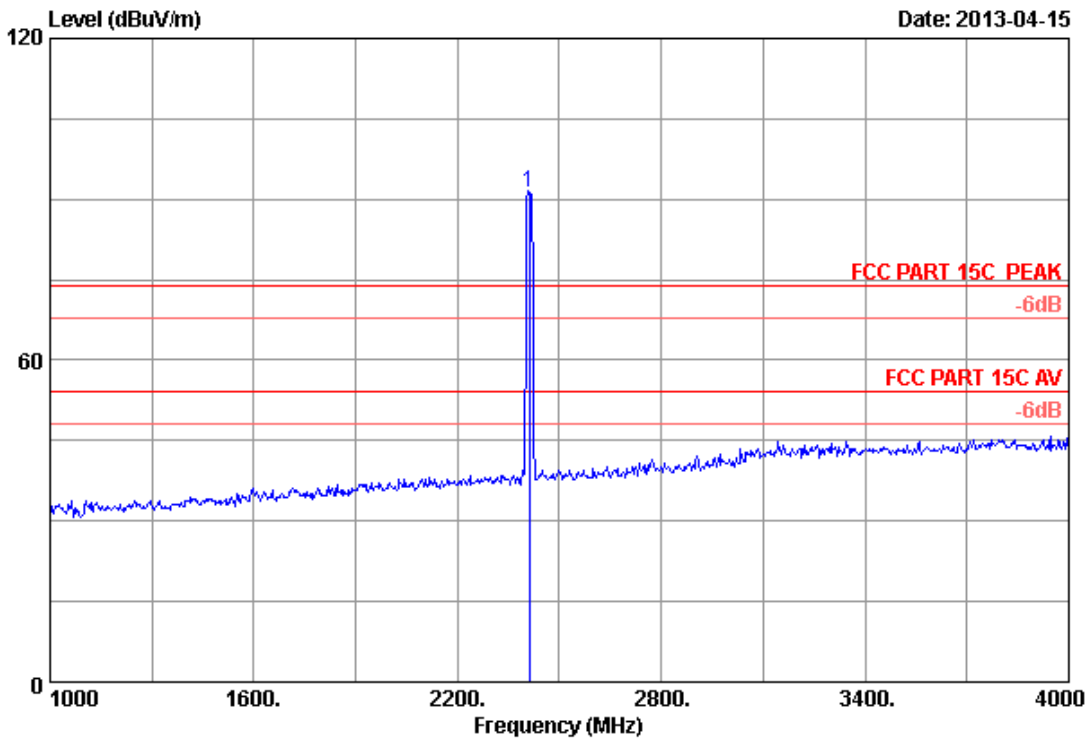
Site no. : 3m Chamber Data no. : 67
 Dis. / Ant. : 3m 2012 3115 (4580) Ant. pol. : HORIZONTAL
 Limit : FCC PART 15C PEAK
 Env. / Ins. : 24.2*C/56% Engineer : Leo-Li
 EUT : 150Mbps Wireless N USB Module
 Power supply : DC 5V From PC Input AC 120V/60Hz
 Test mode : IEEE802.11nHT20 CH1 2412MHz Tx
 M/N : PW-MN427_56I
 :

	Ant. Factor (dB/m)	Cable loss (dB)	Amp. Factor (dB)	Reading (dBuV)	Emission Level (dBuV/m)	Limits (dBuV/m)	Margin (dB)	Remark
1	26.84	6.04	35.92	103.75	100.71	74.00	-26.71	Peak

Remarks:

1. Emission Level= Antenna Factor + Cable Loss -Amp Factor + Reading.
2. The emission levels that are 20dB below the official limit are not reported.

Data: 68 File: G:\2013 report\PI\Proware\ACS13Q0578.EM6 (104) Date: 2013-04-15



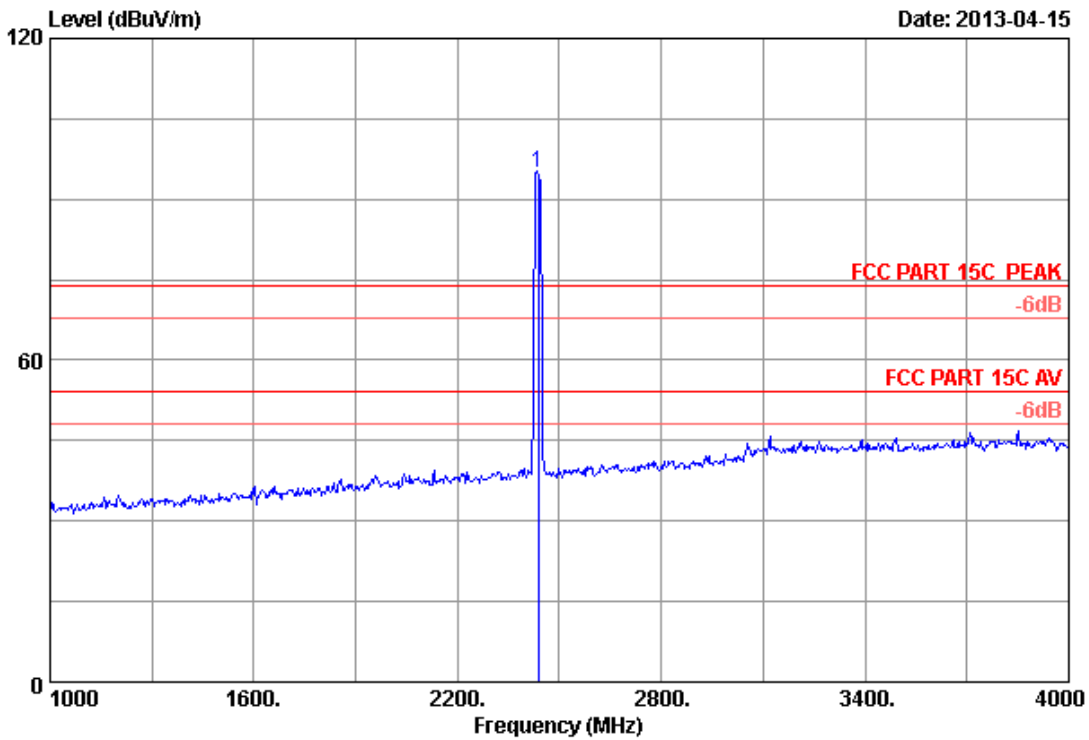
Site no. : 3m Chamber Data no. : 68
 Dis. / Ant. : 3m 2012 3115 (4580) Ant. pol. : VERTICAL
 Limit : FCC PART 15C PEAK
 Env. / Ins. : 24.2°C/56% Engineer : Leo-Li
 EUT : 150Mbps Wireless N USB Module
 Power supply : DC 5V From PC Input AC 120V/60Hz
 Test mode : IEEE802.11nHT20 CH1 2412MHz Tx
 M/N : PW-MN427_56I
 :

	Freq. (MHz)	Ant. Factor (dB/m)	Cable loss (dB)	Amp. Factor (dB)	Reading (dBuV)	Emission Level (dBuV/m)	Limits (dBuV/m)	Margin (dB)	Remark
1	2412.000	26.84	6.04	35.92	94.20	91.16	74.00	-17.16	Peak

Remarks:

1. Emission Level= Antenna Factor + Cable Loss -Amp Factor + Reading.
2. The emission levels that are 20dB below the official limit are not reported.

Data: 73 File: G:\2013 report\PI\Proware\ACS13Q0578.EM6 (104) Date: 2013-04-15



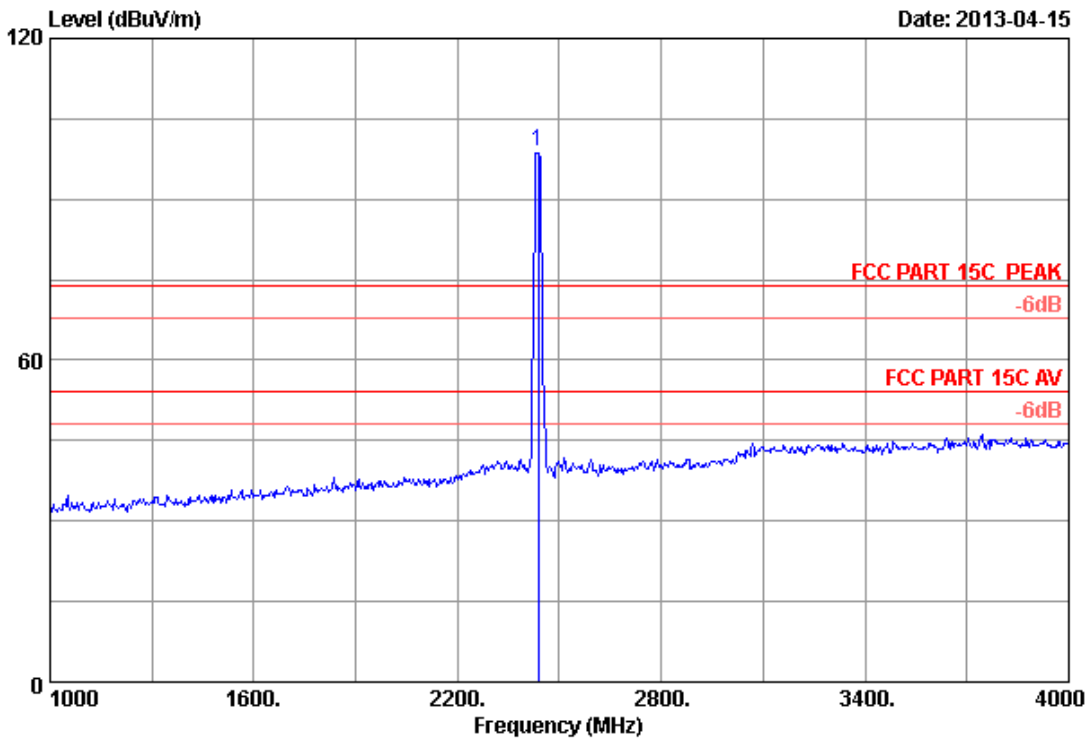
Site no. : 3m Chamber Data no. : 73
 Dis. / Ant. : 3m 2012 3115 (4580) Ant. pol. : VERTICAL
 Limit : FCC PART 15C PEAK
 Env. / Ins. : 24.2*C/56% Engineer : Leo-Li
 EUT : 150Mbps Wireless N USB Module
 Power supply : DC 5V From PC Input AC 120V/60Hz
 Test mode : IEEE802.11nHT20 CH6 2437MHz Tx
 M/N : PW-MN427_56I
 :

	Freq. (MHz)	Ant. Factor (dB/m)	Cable loss (dB)	Amp. Factor (dB)	Reading (dBuV)	Emission Level (dBuV/m)	Limits (dBuV/m)	Margin (dB)	Remark
1	2437.000	27.00	6.08	35.92	97.71	94.87	74.00	-20.87	Peak

Remarks:

1. Emission Level= Antenna Factor + Cable Loss -Amp Factor + Reading.
2. The emission levels that are 20dB below the official limit are not reported.

Data: 74 File: G:\2013 report\PI\Proware\ACS13Q0578.EM6 (104) Date: 2013-04-15



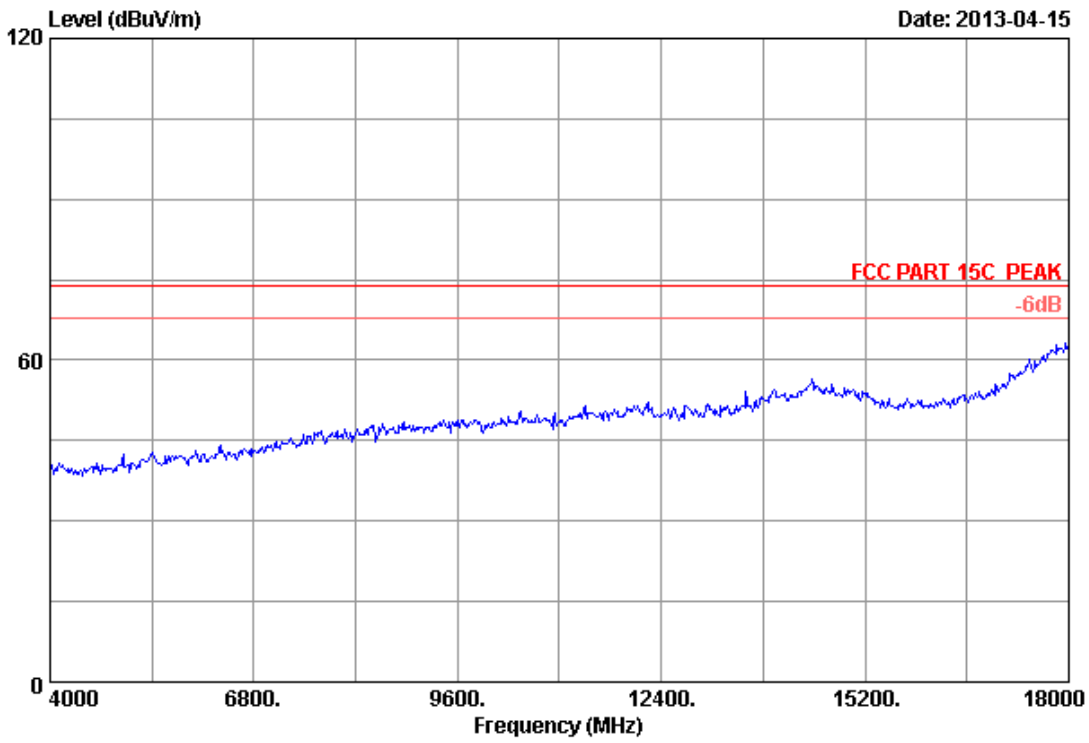
Site no. : 3m Chamber Data no. : 74
 Dis. / Ant. : 3m 2012 3115 (4580) Ant. pol. : HORIZONTAL
 Limit : FCC PART 15C PEAK
 Env. / Ins. : 24.2°C/56% Engineer : Leo-Li
 EUT : 150Mbps Wireless N USB Module
 Power supply : DC 5V From PC Input AC 120V/60Hz
 Test mode : IEEE802.11nHT20 CH6 2437MHz Tx
 M/N : PW-MN427_56I
 :

	Freq. (MHz)	Ant. Factor (dB/m)	Cable loss (dB)	Amp. Factor (dB)	Reading (dBuV)	Emission Level (dBuV/m)	Limits (dBuV/m)	Margin (dB)	Remark
1	2437.000	27.00	6.08	35.92	101.62	98.78	74.00	-24.78	Peak

Remarks:

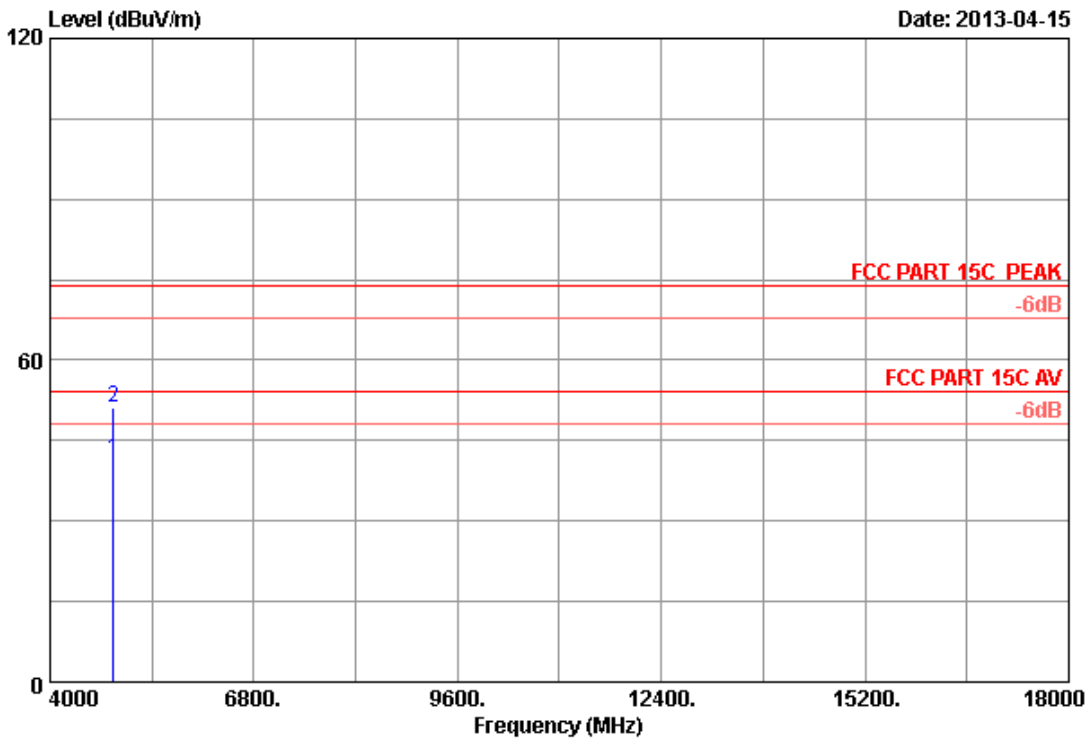
1. Emission Level= Antenna Factor + Cable Loss -Amp Factor + Reading.
2. The emission levels that are 20dB below the official limit are not reported.

Data: 75 File: G:\2013 report\PI\Proware\ACS13Q0578.EM6 (104) Date: 2013-04-15



Site no. : 3m Chamber Data no. : 75
Dis. / Ant. : 3m 2012 3115 (4580) Ant. pol. : VERTICAL
Limit : FCC PART 15C PEAK
Env. / Ins. : 24.2*C/56% Engineer : Leo-Li
EUT : 150Mbps Wireless N USB Module
Power supply : DC 5V From PC Input AC 120V/60Hz
Test mode : IEEE802.11nHT20 CH6 2437MHz Tx
M/N : PW-MN427_56I
:

Data: 76 File: G:\2013 report\PI\Proware\ACS13Q0578.EM6 (104) Date: 2013-04-15

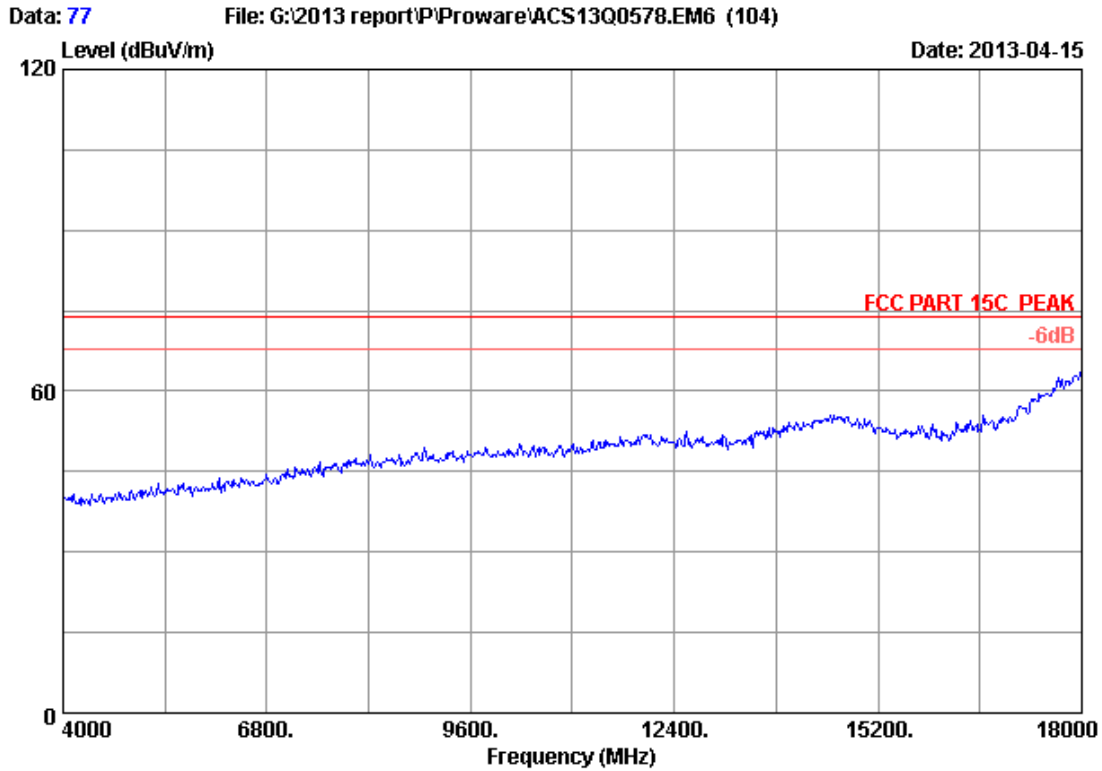


Site no. : 3m Chamber Data no. : 76
 Dis. / Ant. : 3m 2012 3115 (4580) Ant. pol. : VERTICAL
 Limit : FCC PART 15C PEAK
 Env. / Ins. : 24.2*C/56% Engineer : Leo-Li
 EUT : 150Mbps Wireless N USB Module
 Power supply : DC 5V From PC Input AC 120V/60Hz
 Test mode : IEEE802.11nHT20 CH6 2437MHz Tx
 M/N : PW-MN427_56I
 :

	Freq. (MHz)	Ant. Factor (dB/m)	Cable loss (dB)	Amp. Factor (dB)	Reading (dBuV)	Emission Level (dBuV/m)	Limits (dBuV/m)	Margin (dB)	Remark
1	4874.000	32.62	8.73	35.69	35.89	41.55	54.00	12.45	Average
2	4874.000	32.62	8.73	35.69	45.62	51.28	74.00	22.72	Peak

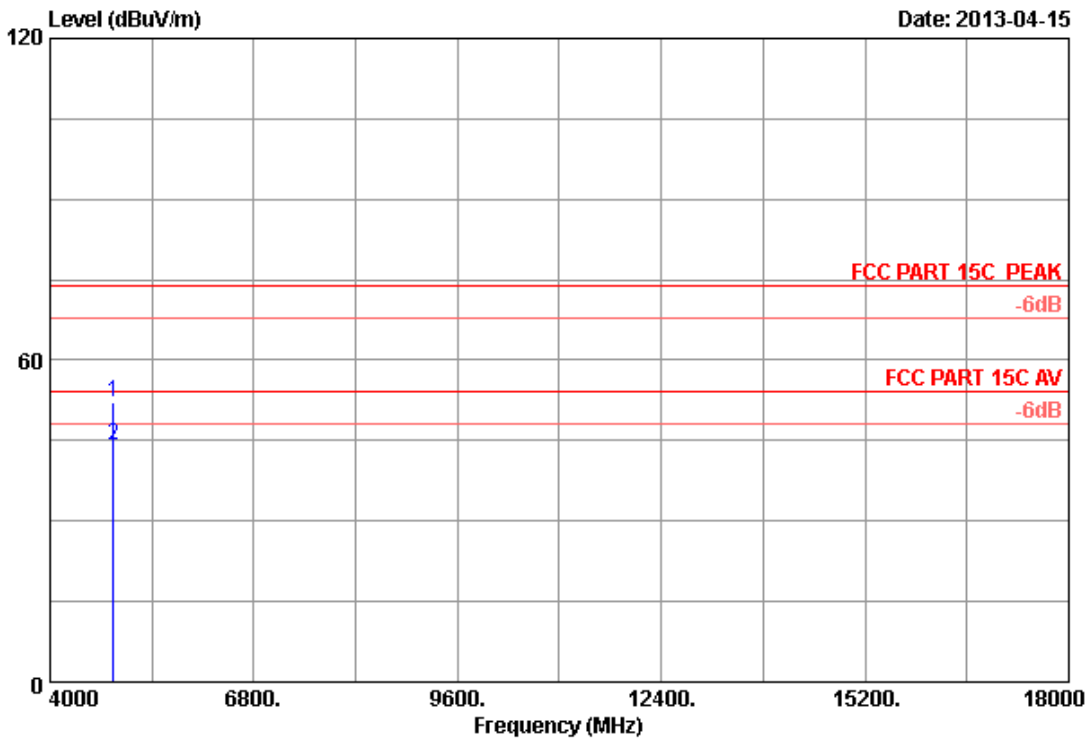
Remarks:

1. Emission Level= Antenna Factor + Cable Loss -amp Factor + Reading.
2. The emission levels that are 20dB below the official limit are not reported.



Site no. : 3m Chamber Data no. : 77
Dis. / Ant. : 3m 2012 3115 (4580) Ant. pol. : HORIZONTAL
Limit : FCC PART 15C PEAK
Env. / Ins. : 24.2*C/56% Engineer : Leo-Li
EUT : 150Mbps Wireless N USB Module
Power supply : DC 5V From PC Input AC 120V/60Hz
Test mode : IEEE802.11nHT20 CH6 2437MHz Tx
M/N : PW-MN427_56I
:

Data: 78 File: G:\2013 report\PI\Proware\ACS13Q0578.EM6 (104) Date: 2013-04-15



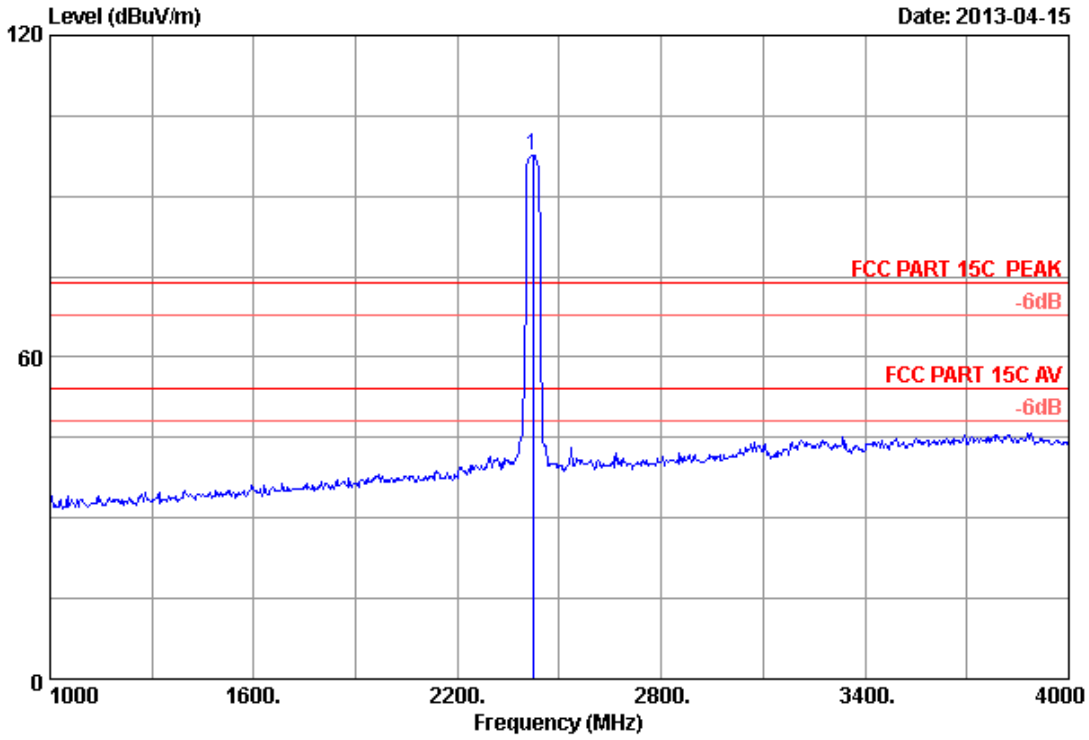
Site no. : 3m Chamber Data no. : 78
 Dis. / Ant. : 3m 2012 3115 (4580) Ant. pol. : HORIZONTAL
 Limit : FCC PART 15C PEAK
 Env. / Ins. : 24.2*C/56% Engineer : Leo-Li
 EUT : 150Mbps Wireless N USB Module
 Power supply : DC 5V From PC Input AC 120V/60Hz
 Test mode : IEEE802.11nHT20 CH6 2437MHz Tx
 M/N : PW-MN427_56I
 :

	Freq. (MHz)	Ant. Factor (dB/m)	Cable loss (dB)	Amp. Factor (dB)	Reading (dBuV)	Emission Level (dBuV/m)	Limits (dBuV/m)	Margin (dB)	Remark
1	4874.000	32.62	8.73	35.69	46.32	51.98	74.00	22.02	Peak
2	4874.000	32.62	8.73	35.69	38.40	44.06	54.00	9.94	Average

Remarks:

1. Emission Level= Antenna Factor + Cable Loss -amp Factor + Reading.
2. The emission levels that are 20dB below the official limit are not reported.

Data: 79 File: G:\2013 report\PI\Proware\ACS13Q0578.EM6 (104) Date: 2013-04-15



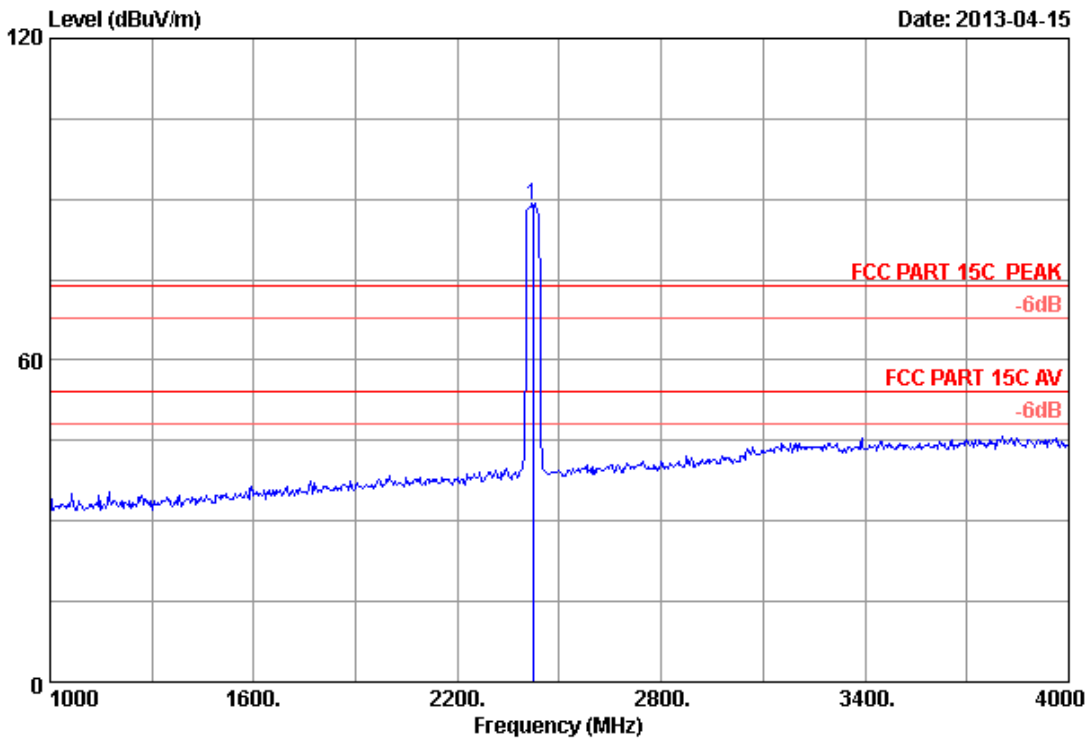
Site no. : 3m Chamber Data no. : 79
 Dis. / Ant. : 3m 2012 3115 (4580) Ant. pol. : HORIZONTAL
 Limit : FCC PART 15C PEAK
 Env. / Ins. : 24.2°C/56% Engineer : Leo-Li
 EUT : 150Mbps Wireless N USB Module
 Power supply : DC 5V From PC Input AC 120V/60Hz
 Test mode : IEEE802.11nHT40 CH1 2422MHz Tx
 M/N : PW-MN427_56I
 :

	Freq. (MHz)	Ant. Factor (dB/m)	Cable loss (dB)	Amp. Factor (dB)	Reading (dBuV)	Emission Level (dBuV/m)	Limits (dBuV/m)	Margin (dB)	Remark
1	2422.000	26.90	6.05	35.92	100.62	97.65	74.00	-23.65	Peak

Remarks:

1. Emission Level= Antenna Factor + Cable Loss -Amp Factor + Reading.
2. The emission levels that are 20dB below the official limit are not reported.

Data: 80 File: G:\2013 report\PI\Proware\ACS13Q0578.EM6 (104) Date: 2013-04-15



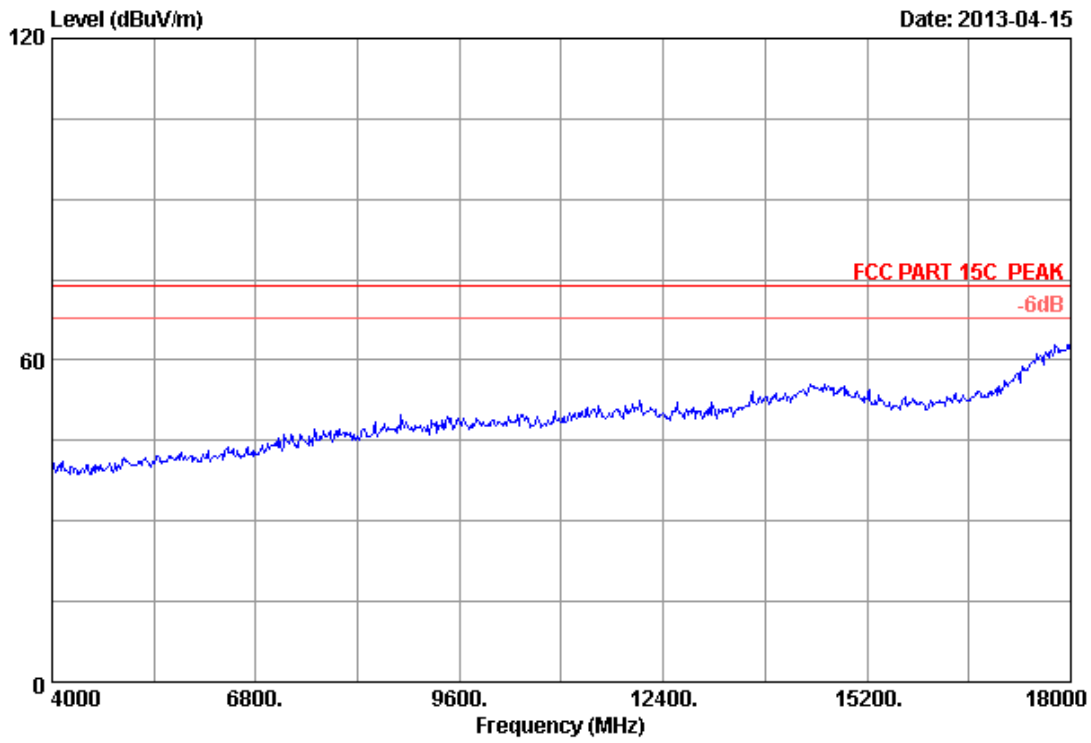
Site no. : 3m Chamber Data no. : 80
 Dis. / Ant. : 3m 2012 3115 (4580) Ant. pol. : VERTICAL
 Limit : FCC PART 15C PEAK
 Env. / Ins. : 24.2*C/56% Engineer : Leo-Li
 EUT : 150Mbps Wireless N USB Module
 Power supply : DC 5V From PC Input AC 120V/60Hz
 Test mode : IEEE802.11nHT40 CH1 2422MHz Tx
 M/N : PW-MN427_56I
 :

	Freq. (MHz)	Ant. Factor (dB/m)	Cable loss (dB)	Amp. Factor (dB)	Reading (dBuV)	Emission Level (dBuV/m)	Limits (dBuV/m)	Margin (dB)	Remark
1	2422.000	26.90	6.05	35.92	91.86	88.89	74.00	-14.89	Peak

Remarks:

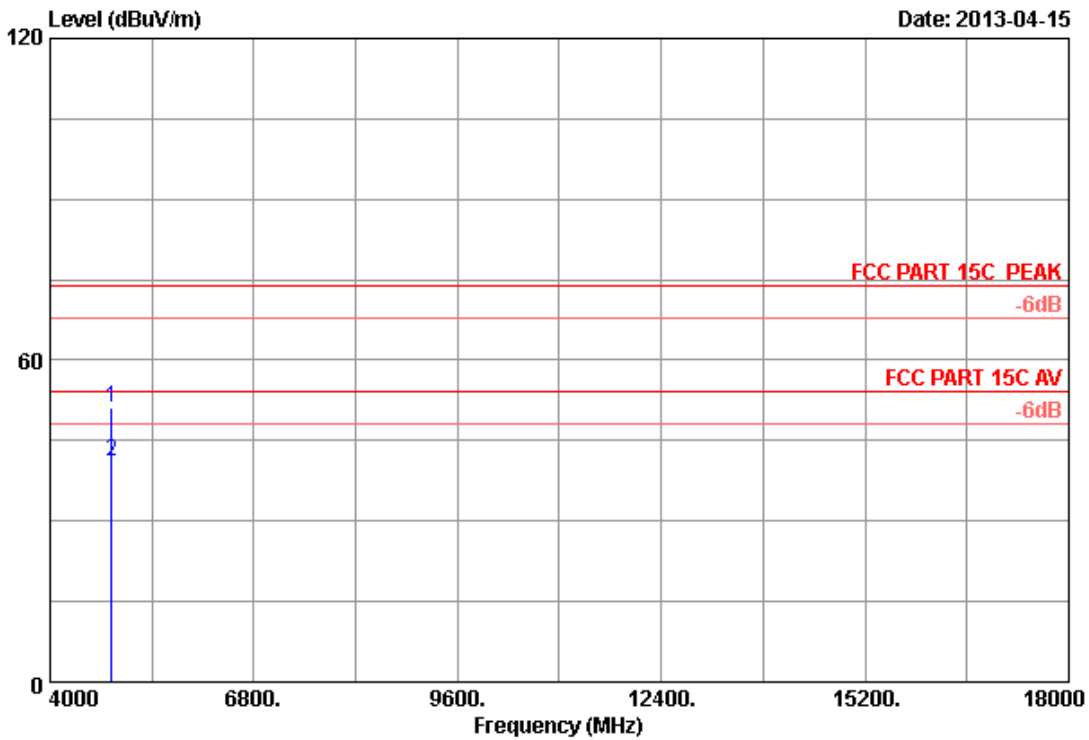
1. Emission Level= Antenna Factor + Cable Loss -Amp Factor + Reading.
2. The emission levels that are 20dB below the official limit are not reported.

Data: 85 File: G:\2013 report\PI\Proware\ACS13Q0578.EM6 (104) Date: 2013-04-15



Site no. : 3m Chamber Data no. : 85
Dis. / Ant. : 3m 2012 3115 (4580) Ant. pol. : VERTICAL
Limit : FCC PART 15C PEAK
Env. / Ins. : 24.2*C/56% Engineer : Leo-Li
EUT : 150Mbps Wireless N USB Module
Power supply : DC 5V From PC Input AC 120V/60Hz
Test mode : IEEE802.11nHT40 CH1 2422MHz Tx
M/N : PW-MN427_56I
:

Data: 86 File: G:\2013 report\PI\Proware\ACS13Q0578.EM6 (104) Date: 2013-04-15



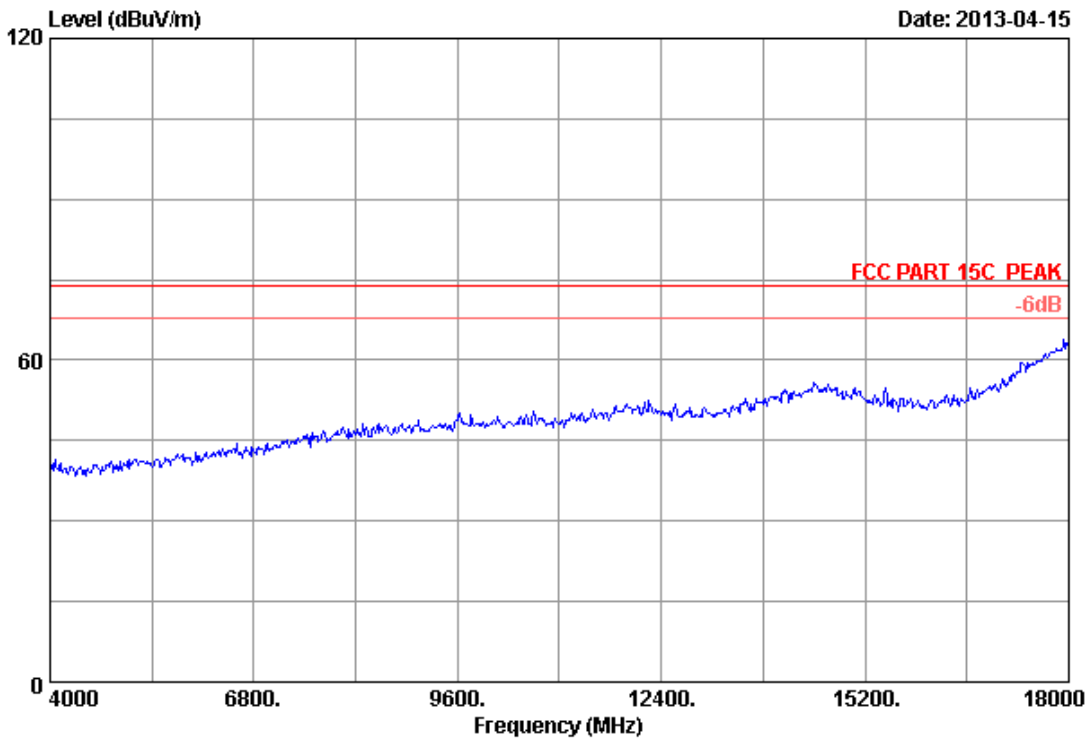
Site no. : 3m Chamber Data no. : 86
 Dis. / Ant. : 3m 2012 3115 (4580) Ant. pol. : VERTICAL
 Limit : FCC PART 15C PEAK
 Env. / Ins. : 24.2*C/56% Engineer : Leo-Li
 EUT : 150Mbps Wireless N USB Module
 Power supply : DC 5V From PC Input AC 120V/60Hz
 Test mode : IEEE802.11nHT40 CH1 2422MHz Tx
 M/N : PW-MN427_56I
 :

	Freq. (MHz)	Ant. Factor (dB/m)	Cable loss (dB)	Amp. Factor (dB)	Reading (dBuV)	Emission Level (dBuV/m)	Limits (dBuV/m)	Margin (dB)	Remark
1	4844.000	32.56	8.70	35.70	45.63	51.19	74.00	22.81	Peak
2	4844.000	32.56	8.70	35.70	35.62	41.18	54.00	12.82	Average

Remarks:

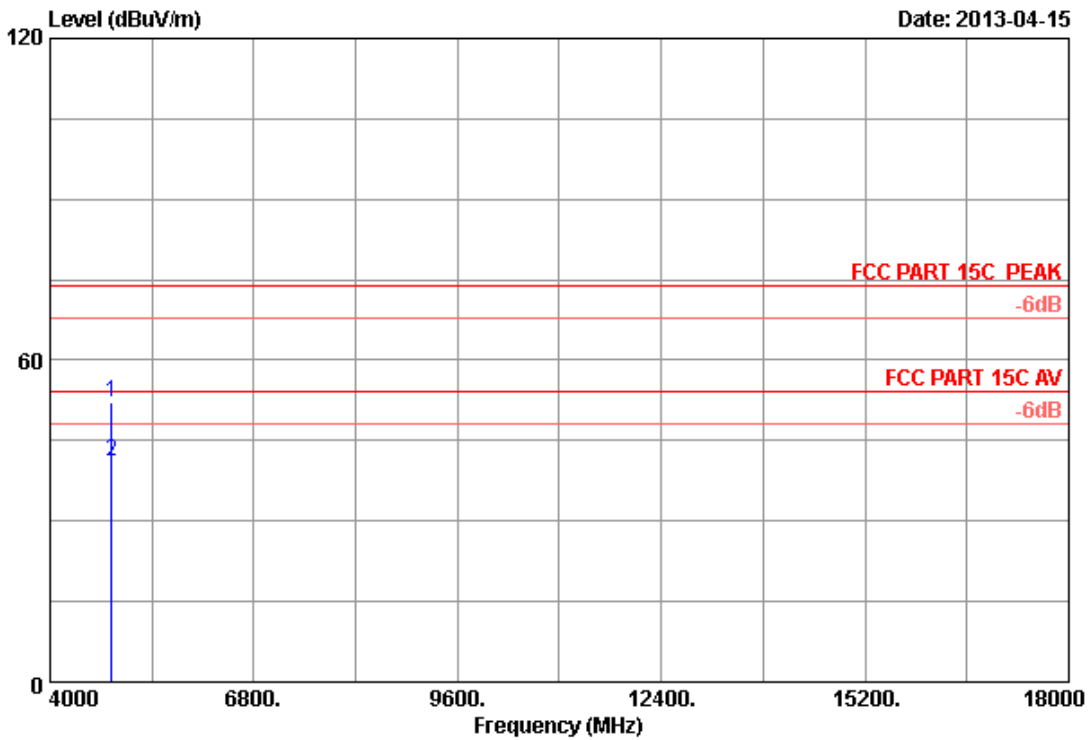
1. Emission Level= Antenna Factor + Cable Loss -amp Factor + Reading.
2. The emission levels that are 20dB below the official limit are not reported.

Data: 87 File: G:\2013 report\PI\Proware\ACS13Q0578.EM6 (104) Date: 2013-04-15



Site no. : 3m Chamber Data no. : 87
Dis. / Ant. : 3m 2012 3115 (4580) Ant. pol. : HORIZONTAL
Limit : FCC PART 15C PEAK
Env. / Ins. : 24.2*C/56% Engineer : Leo-Li
EUT : 150Mbps Wireless N USB Module
Power supply : DC 5V From PC Input AC 120V/60Hz
Test mode : IEEE802.11nHT40 CH1 2422MHz Tx
M/N : PW-MN427_56I
:

Data: 88 File: G:\2013 report\PI\Proware\ACS13Q0578.EM6 (104) Date: 2013-04-15



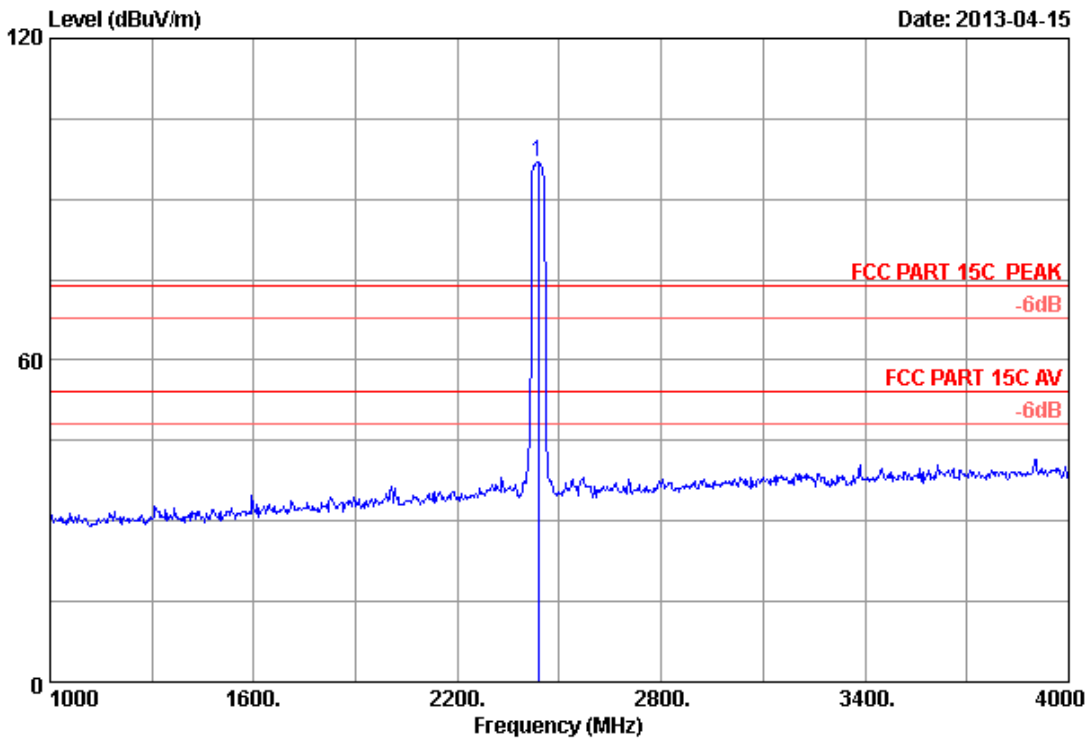
Site no. : 3m Chamber Data no. : 88
 Dis. / Ant. : 3m 2012 3115 (4580) Ant. pol. : HORIZONTAL
 Limit : FCC PART 15C PEAK
 Env. / Ins. : 24.2*C/56% Engineer : Leo-Li
 EUT : 150Mbps Wireless N USB Module
 Power supply : DC 5V From PC Input AC 120V/60Hz
 Test mode : IEEE802.11nHT40 CH1 2422MHz Tx
 M/N : PW-MN427_56I
 :

	Freq. (MHz)	Ant. Factor (dB/m)	Cable loss (dB)	Amp. Factor (dB)	Reading (dBuV)	Emission Level (dBuV/m)	Limits (dBuV/m)	Margin (dB)	Remark
1	4844.000	32.56	8.70	35.70	46.62	52.18	74.00	21.82	Peak
2	4844.000	32.56	8.70	35.70	35.61	41.17	54.00	12.83	Average

Remarks:

1. Emission Level= Antenna Factor + Cable Loss -amp Factor + Reading.
2. The emission levels that are 20dB below the official limit are not reported.

Data: 89 File: G:\2013 report\PI\Proware\ACS13Q0578.EM6 (104) Date: 2013-04-15



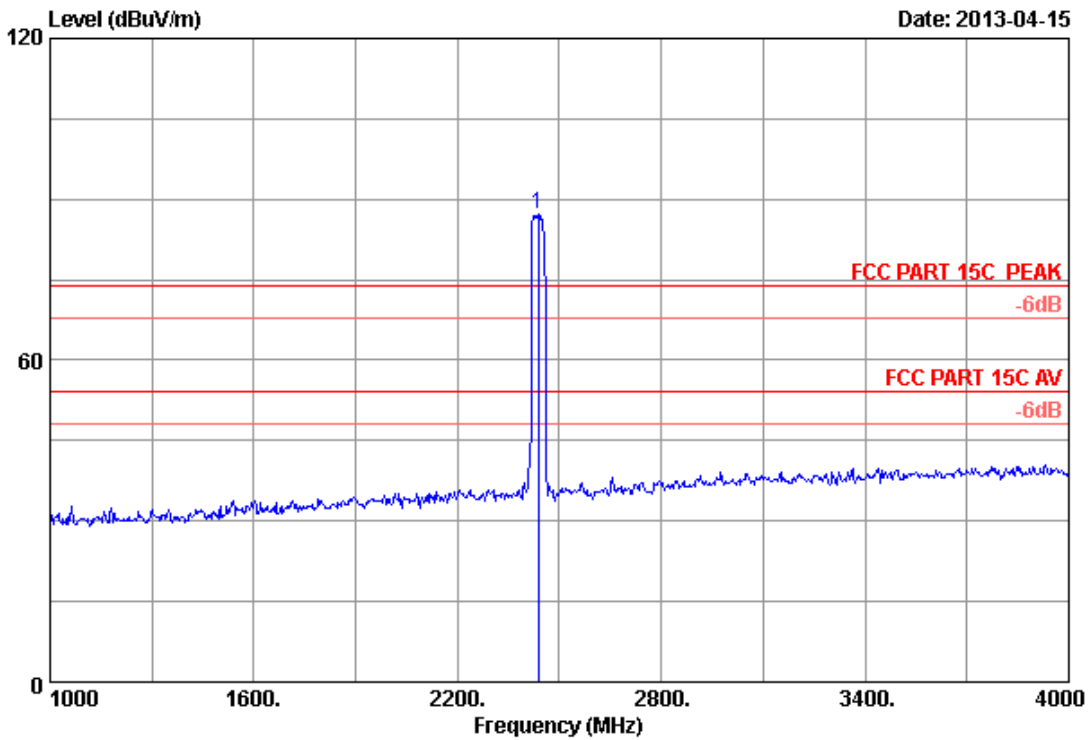
Site no. : 3m Chamber Data no. : 89
 Dis. / Ant. : 3m 2012 3115 (4580) Ant. pol. : HORIZONTAL
 Limit : FCC PART 15C PEAK
 Env. / Ins. : 24.2*C/56% Engineer : Leo-Li
 EUT : 150Mbps Wireless N USB Module
 Power supply : DC 5V From PC Input AC 120V/60Hz
 Test mode : IEEE802.11nHT40 CH4 2437MHz Tx
 M/N : PW-MN427_56I
 :

	Freq. (MHz)	Ant. Factor (dB/m)	Cable loss (dB)	Amp. Factor (dB)	Reading (dBuV)	Emission Level (dBuV/m)	Limits (dBuV/m)	Margin (dB)	Remark
1	2437.000	27.00	6.08	35.92	99.62	96.78	74.00	-22.78	Peak

Remarks:

1. Emission Level= Antenna Factor + Cable Loss -Amp Factor + Reading.
2. The emission levels that are 20dB below the official limit are not reported.

Data: 90 File: G:\2013 report\PI\Proware\ACS13Q0578.EM6 (104) Date: 2013-04-15



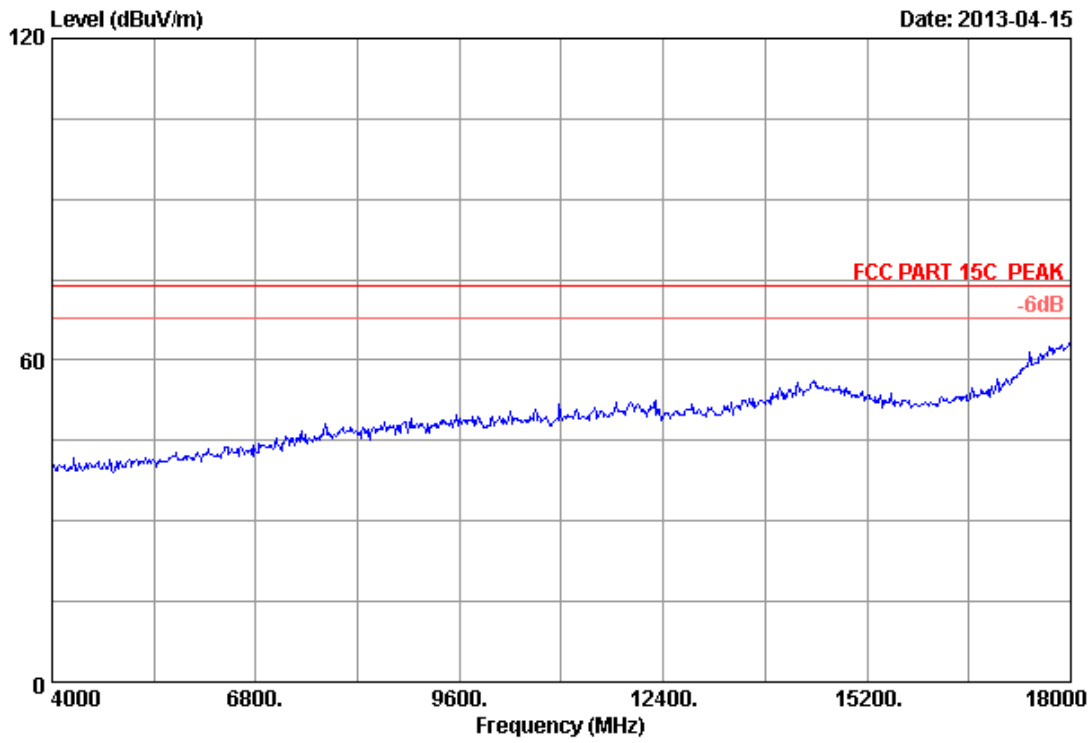
Site no. : 3m Chamber Data no. : 90
 Dis. / Ant. : 3m 2012 3115 (4580) Ant. pol. : VERTICAL
 Limit : FCC PART 15C PEAK
 Env. / Ins. : 24.2*C/56% Engineer : Leo-Li
 EUT : 150Mbps Wireless N USB Module
 Power supply : DC 5V From PC Input AC 120V/60Hz
 Test mode : IEEE802.11nHT40 CH4 2437MHz Tx
 M/N : PW-MN427_56I
 :

	Freq. (MHz)	Ant. Factor (dB/m)	Cable loss (dB)	Amp. Factor (dB)	Reading (dBuV)	Emission Level (dBuV/m)	Limits (dBuV/m)	Margin (dB)	Remark
1	2437.000	27.00	6.08	35.92	90.12	87.28	74.00	-13.28	Peak

Remarks:

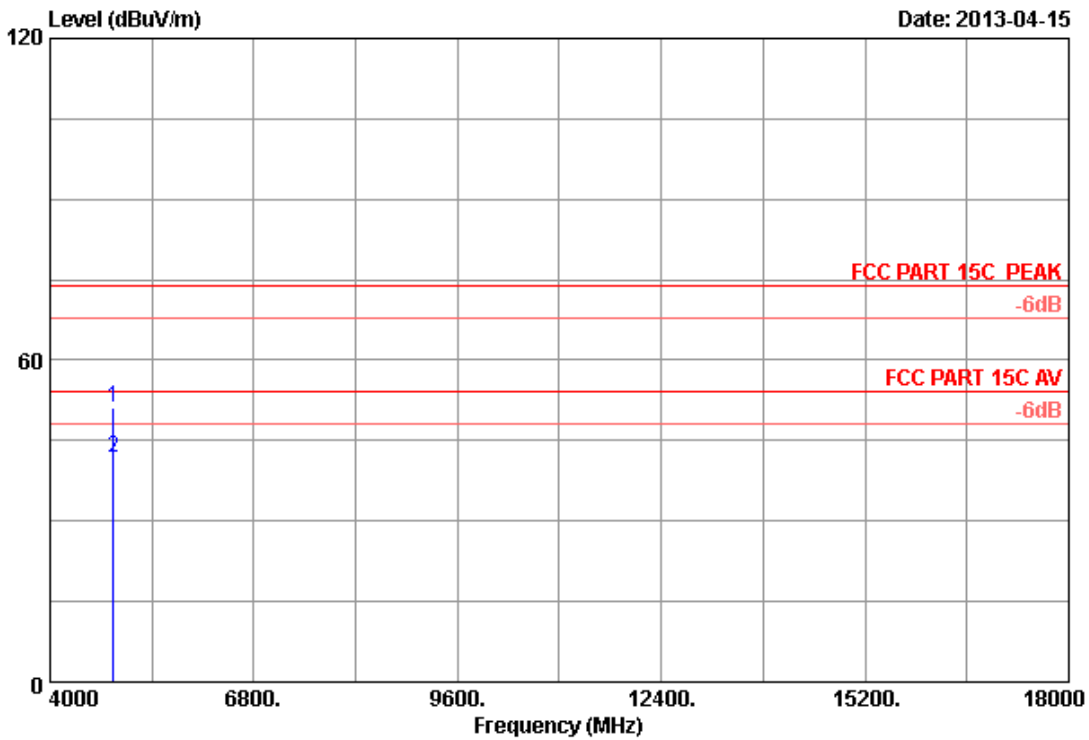
1. Emission Level= Antenna Factor + Cable Loss -Amp Factor + Reading.
2. The emission levels that are 20dB below the official limit are not reported.

Data: 91 File: G:\2013 report\PI\Proware\ACS13Q0578.EM6 (104) Date: 2013-04-15



Site no. : 3m Chamber Data no. : 91
Dis. / Ant. : 3m 2012 3115 (4580) Ant. pol. : VERTICAL
Limit : FCC PART 15C PEAK
Env. / Ins. : 24.2*C/56% Engineer : Leo-Li
EUT : 150Mbps Wireless N USB Module
Power supply : DC 5V From PC Input AC 120V/60Hz
Test mode : IEEE802.11nHT40 CH4 2437MHz Tx
M/N : PW-MN427_56I
:

Data: 92 File: G:\2013 report\PI\Proware\ACS13Q0578.EM6 (104) Date: 2013-04-15



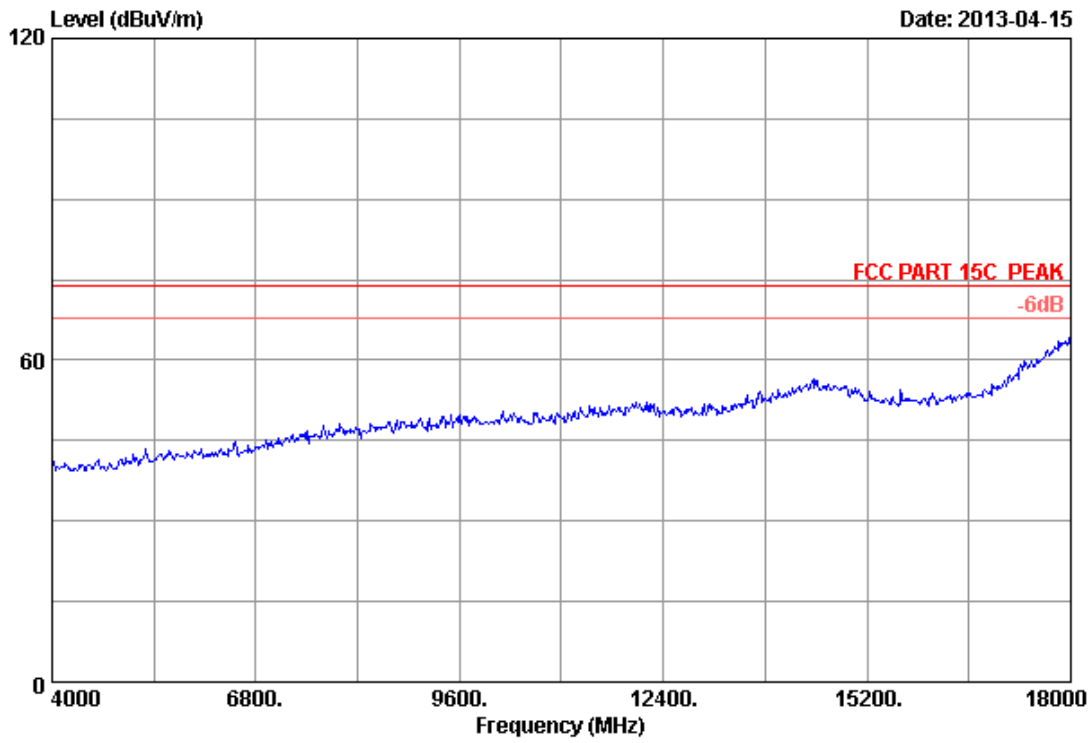
Site no. : 3m Chamber Data no. : 92
 Dis. / Ant. : 3m 2012 3115 (4580) Ant. pol. : VERTICAL
 Limit : FCC PART 15C PEAK
 Env. / Ins. : 24.2*C/56% Engineer : Leo-Li
 EUT : 150Mbps Wireless N USB Module
 Power supply : DC 5V From PC Input AC 120V/60Hz
 Test mode : IEEE802.11nHT40 CH4 2437MHz Tx
 M/N : PW-MN427_56I
 :

	Freq. (MHz)	Ant. Factor (dB/m)	Cable loss (dB)	Amp. Factor (dB)	Reading (dBuV)	Emission Level (dBuV/m)	Limits (dBuV/m)	Margin (dB)	Remark
1	4874.000	32.62	8.73	35.69	45.62	51.28	74.00	22.72	Peak
2	4874.000	32.62	8.73	35.69	36.01	41.67	54.00	12.33	Average

Remarks:

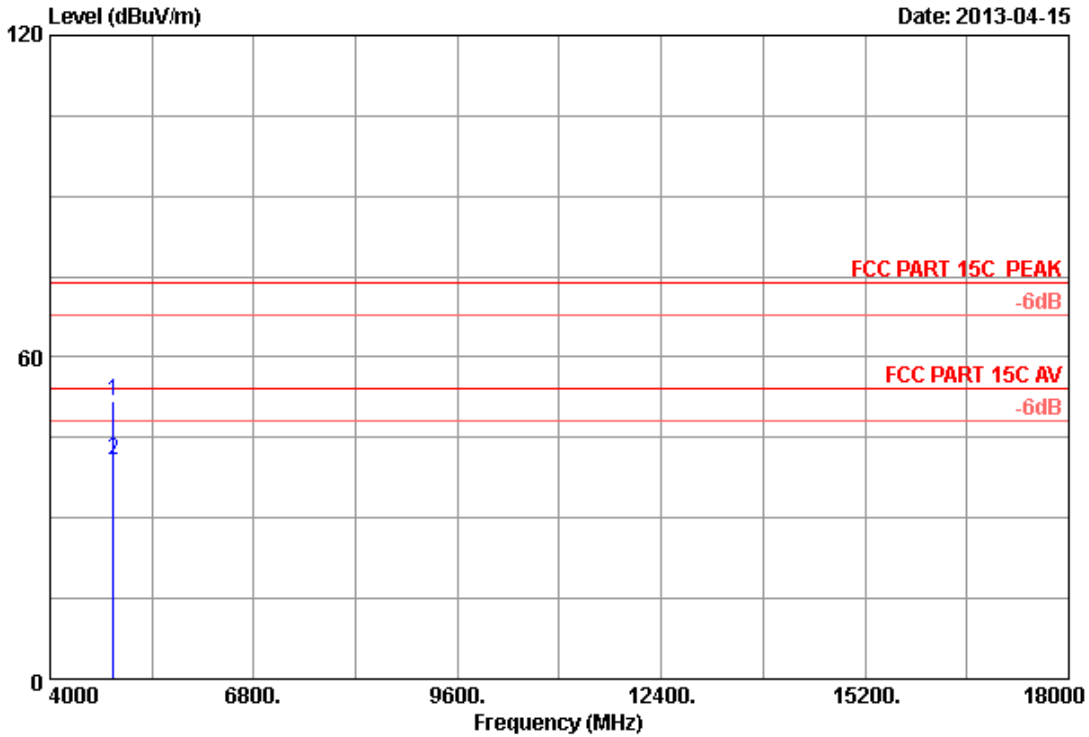
1. Emission Level= Antenna Factor + Cable Loss -amp Factor + Reading.
2. The emission levels that are 20dB below the official limit are not reported.

Data: 93 File: G:\2013 report\PI\Proware\ACS13Q0578.EM6 (104) Date: 2013-04-15



Site no. : 3m Chamber Data no. : 93
Dis. / Ant. : 3m 2012 3115 (4580) Ant. pol. : HORIZONTAL
Limit : FCC PART 15C PEAK
Env. / Ins. : 24.2*C/56% Engineer : Leo-Li
EUT : 150Mbps Wireless N USB Module
Power supply : DC 5V From PC Input AC 120V/60Hz
Test mode : IEEE802.11nHT40 CH4 2437MHz Tx
M/N : PW-MN427_56I
:

Data: 94 File: G:\2013 report\PI\Proware\ACS13Q0578.EM6 (104) Date: 2013-04-15



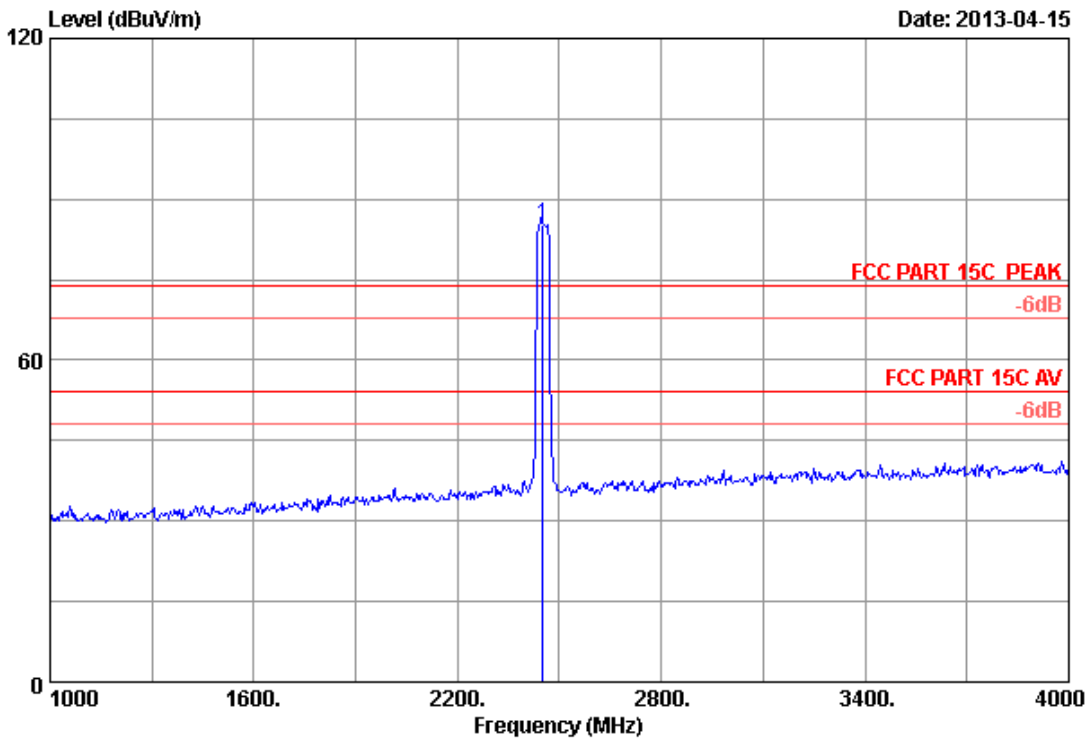
Site no. : 3m Chamber Data no. : 94
 Dis. / Ant. : 3m 2012 3115 (4580) Ant. pol. : HORIZONTAL
 Limit : FCC PART 15C PEAK
 Env. / Ins. : 24.2*C/56% Engineer : Leo-Li
 EUT : 150Mbps Wireless N USB Module
 Power supply : DC 5V From PC Input AC 120V/60Hz
 Test mode : IEEE802.11nHT40 CH4 2437MHz Tx
 M/N : PW-MN427_56I
 :

	Freq. (MHz)	Ant. Factor (dB/m)	Cable loss (dB)	Amp. Factor (dB)	Reading (dBuV)	Emission Level (dBuV/m)	Limits (dBuV/m)	Margin (dB)	Remark
1	4874.000	32.62	8.73	35.69	46.21	51.87	74.00	22.13	Peak
2	4874.000	32.62	8.73	35.69	35.12	40.78	54.00	13.22	Average

Remarks:

1. Emission Level= Antenna Factor + Cable Loss -Amp Factor + Reading.
2. The emission levels that are 20dB below the official limit are not reported.

Data: 95 File: G:\2013 report\PI\Proware\ACS13Q0578.EM6 (104) Date: 2013-04-15



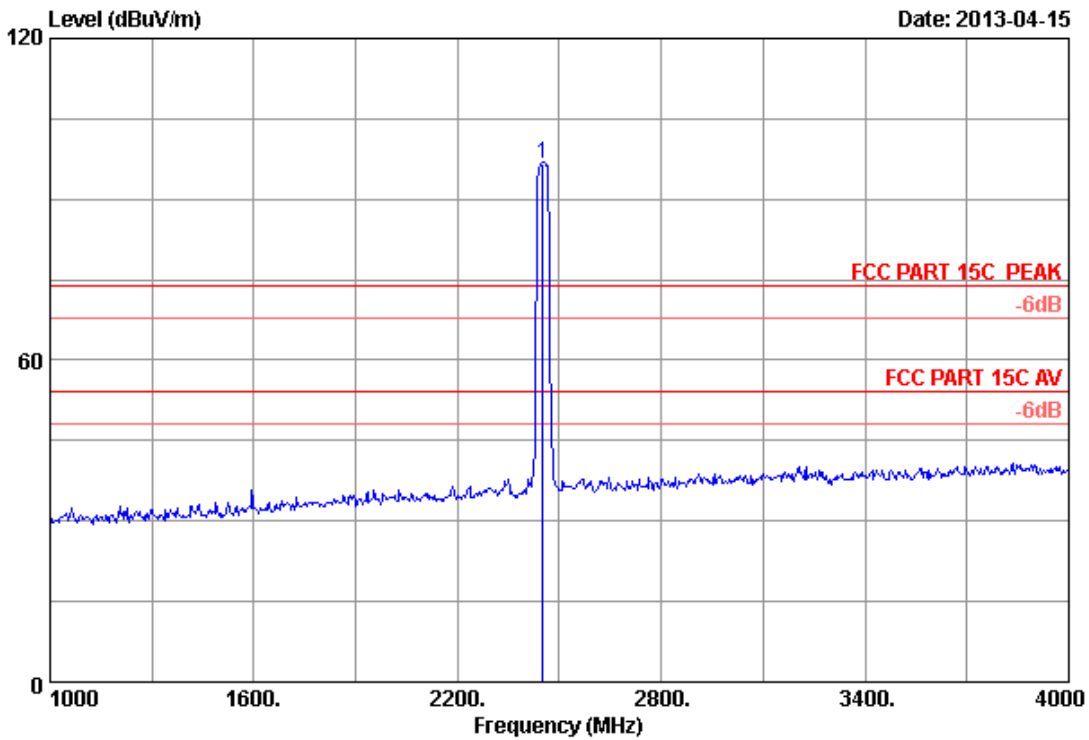
Site no. : 3m Chamber Data no. : 95
 Dis. / Ant. : 3m 2012 3115 (4580) Ant. pol. : VERTICAL
 Limit : FCC PART 15C PEAK
 Env. / Ins. : 24.2*C/56% Engineer : Leo-Li
 EUT : 150Mbps Wireless N USB Module
 Power supply : DC 5V From PC Input AC 120V/60Hz
 Test mode : IEEE802.11nHT40 CH7 2452MHz Tx
 M/N : PW-MN427_56I
 :

	Freq. (MHz)	Ant. Factor (dB/m)	Cable loss (dB)	Amp. Factor (dB)	Reading (dBuV)	Emission Level (dBuV/m)	Limits (dBuV/m)	Margin (dB)	Remark
1	2452.000	27.09	6.11	35.92	88.00	85.28	74.00	-11.28	Peak

Remarks:

1. Emission Level= Antenna Factor + Cable Loss -Amp Factor + Reading.
2. The emission levels that are 20dB below the official limit are not reported.

Data: 96 File: G:\2013 report\PI\Proware\ACS13Q0578.EM6 (104) Date: 2013-04-15

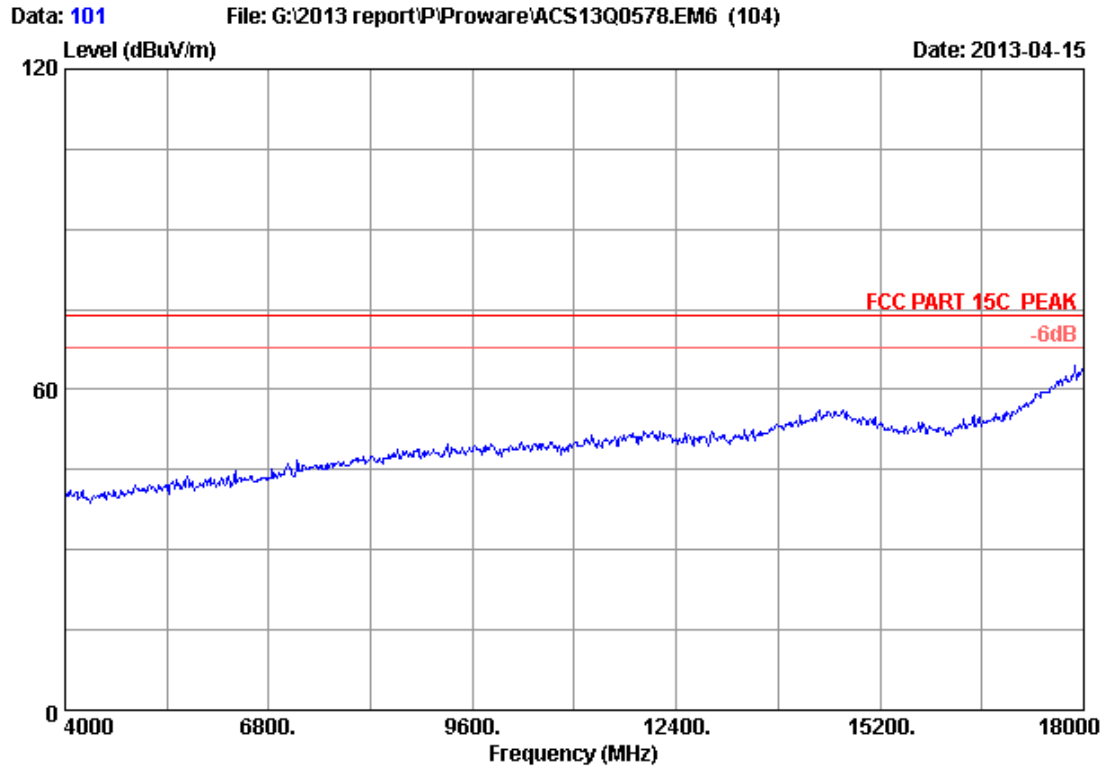


Site no. : 3m Chamber Data no. : 96
 Dis. / Ant. : 3m 2012 3115 (4580) Ant. pol. : HORIZONTAL
 Limit : FCC PART 15C PEAK
 Env. / Ins. : 24.2*C/56% Engineer : Leo-Li
 EUT : 150Mbps Wireless N USB Module
 Power supply : DC 5V From PC Input AC 120V/60Hz
 Test mode : IEEE802.11nHT40 CH7 2452MHz Tx
 M/N : PW-MN427_56I
 :

	Ant. Factor (dB/m)	Cable loss (dB)	Amp. Factor (dB)	Reading (dBuV)	Emission Level (dBuV/m)	Limits (dBuV/m)	Margin (dB)	Remark
1	27.09	6.11	35.92	99.41	96.69	74.00	-22.69	Peak

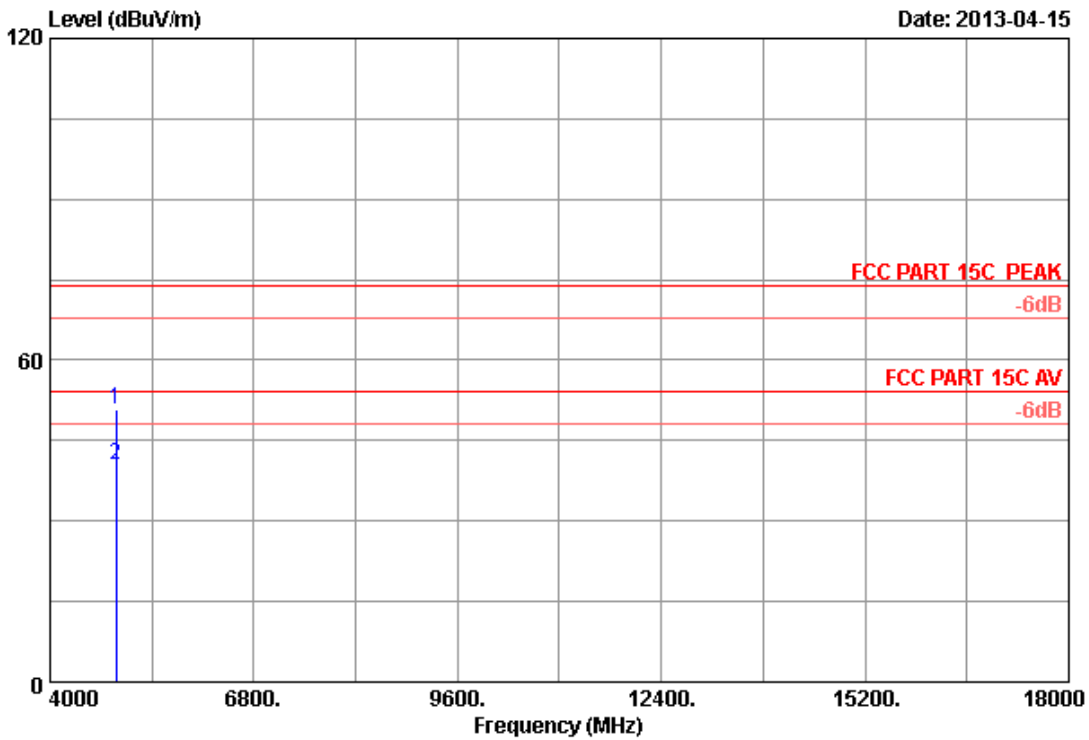
Remarks:

1. Emission Level= Antenna Factor + Cable Loss -Amp Factor + Reading.
2. The emission levels that are 20dB below the official limit are not reported.



Site no. : 3m Chamber Data no. : 101
Dis. / Ant. : 3m 2012 3115 (4580) Ant. pol. : VERTICAL
Limit : FCC PART 15C PEAK
Env. / Ins. : 24.2*C/56% Engineer : Leo-Li
EUT : 150Mbps Wireless N USB Module
Power supply : DC 5V From PC Input AC 120V/60Hz
Test mode : IEEE802.11nHT40 CH7 2452MHz Tx
M/N : PW-MN427_56I
:

Data: 102 File: G:\2013 report\PI\Proware\ACS13Q0578.EM6 (104) Date: 2013-04-15



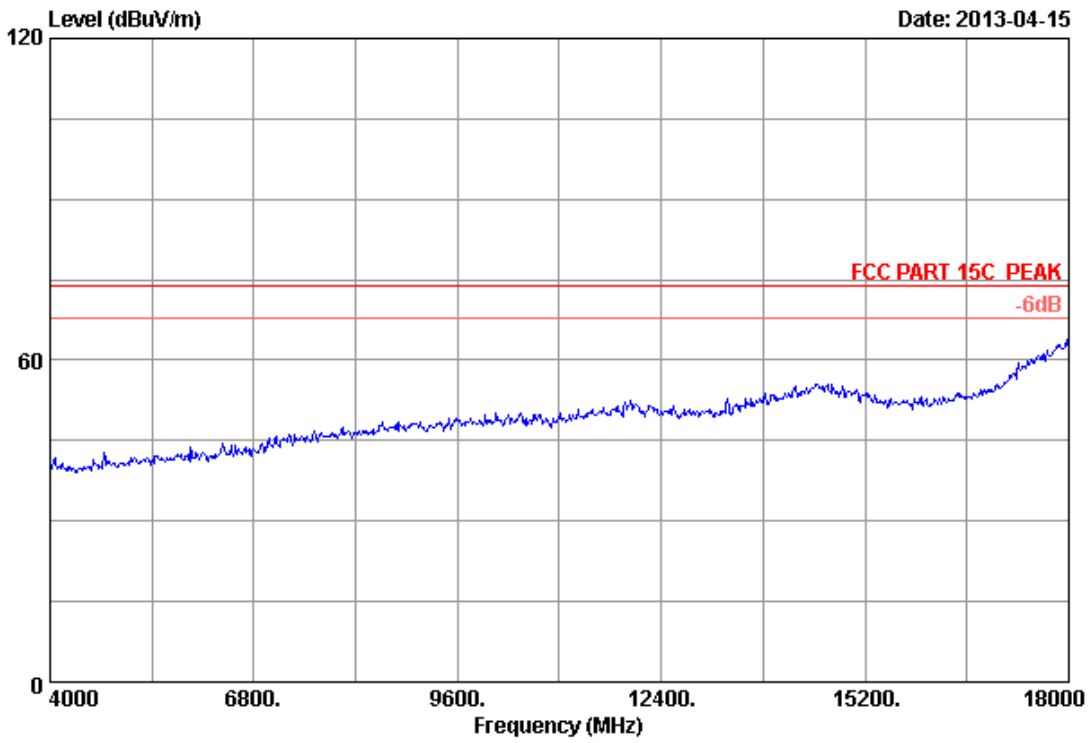
Site no. : 3m Chamber Data no. : 102
 Dis. / Ant. : 3m 2012 3115 (4580) Ant. pol. : VERTICAL
 Limit : FCC PART 15C PEAK
 Env. / Ins. : 24.2*C/56% Engineer : Leo-Li
 EUT : 150Mbps Wireless N USB Module
 Power supply : DC 5V From PC Input AC 120V/60Hz
 Test mode : IEEE802.11nHT40 CH7 2452MHz Tx
 M/N : PW-MN427_56I
 :

	Freq. (MHz)	Ant. Factor (dB/m)	Cable loss (dB)	Amp. Factor (dB)	Reading (dBuV)	Emission Level (dBuV/m)	Limits (dBuV/m)	Margin (dB)	Remark
1	4904.000	32.69	8.76	35.68	44.94	50.71	74.00	23.29	Peak
2	4904.000	32.69	8.76	35.68	34.61	40.38	54.00	13.62	Average

Remarks:

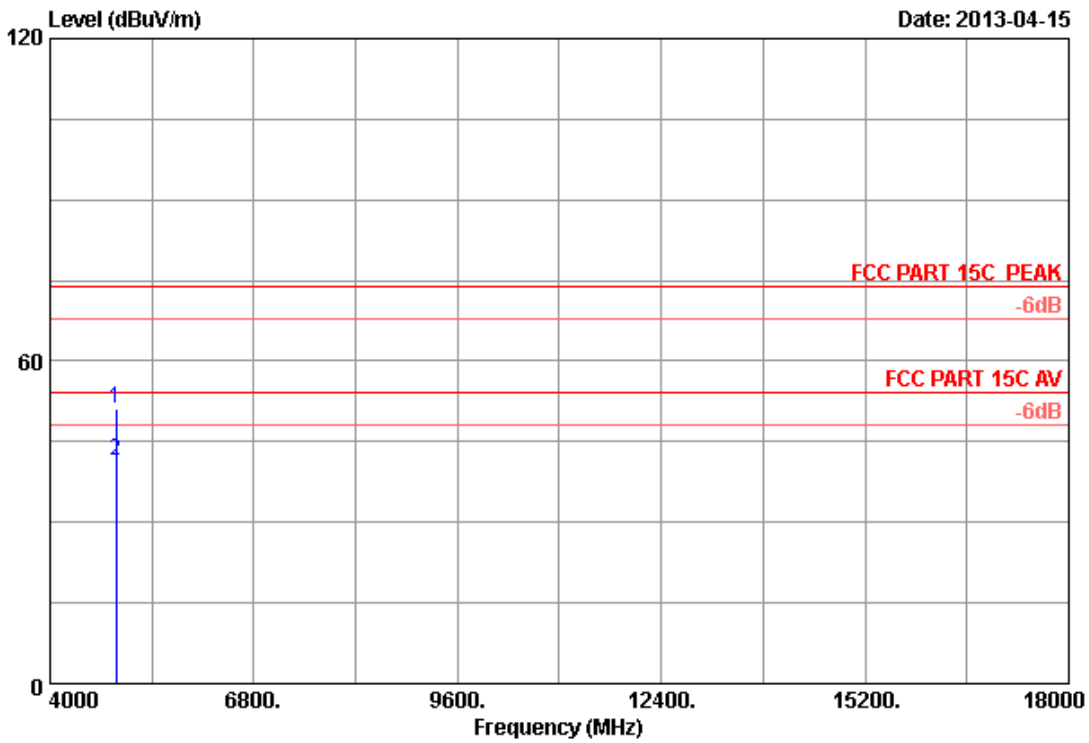
1. Emission Level= Antenna Factor + Cable Loss -Amp Factor + Reading.
2. The emission levels that are 20dB below the official limit are not reported.

Data: 103 File: G:\2013 report\PI\Proware\ACS13Q0578.EM6 (104) Date: 2013-04-15



Site no. : 3m Chamber Data no. : 103
Dis. / Ant. : 3m 2012 3115 (4580) Ant. pol. : HORIZONTAL
Limit : FCC PART 15C PEAK
Env. / Ins. : 24.2*C/56% Engineer : Leo-Li
EUT : 150Mbps Wireless N USB Module
Power supply : DC 5V From PC Input AC 120V/60Hz
Test mode : IEEE802.11nHT40 CH7 2452MHz Tx
M/N : PW-MN427_56I
:

Data: 104 File: G:\2013 report\PI\Proware\ACS13Q0578.EM6 (104) Date: 2013-04-15



Site no. : 3m Chamber Data no. : 104
 Dis. / Ant. : 3m 2012 3115 (4580) Ant. pol. : HORIZONTAL
 Limit : FCC PART 15C PEAK
 Env. / Ins. : 24.2*C/56% Engineer : Leo-Li
 EUT : 150Mbps Wireless N USB Module
 Power supply : DC 5V From PC Input AC 120V/60Hz
 Test mode : IEEE802.11nHT40 CH7 2452MHz Tx
 M/N : PW-MN427_56I
 :

	Freq. (MHz)	Ant. Factor (dB/m)	Cable loss (dB)	Amp. Factor (dB)	Reading (dBuV)	Emission Level (dBuV/m)	Limits (dBuV/m)	Margin (dB)	Remark
1	4904.000	32.69	8.76	35.68	45.24	51.01	74.00	22.99	Peak
2	4904.000	32.69	8.76	35.68	35.61	41.38	54.00	12.62	Average

Remarks:

1. Emission Level= Antenna Factor + Cable Loss -Amp Factor + Reading.
2. The emission levels that are 20dB below the official limit are not reported.

5. CONDUCTED SPURIOUS EMISSIONS

5.1. Test Equipment

Item	Equipment	Manufacturer	Model No.	Serial No.	Last Cal.	Cal. Interval
1.	Spectrum Analyzer	Agilent	E4446A	US44300459	May.08,12	1 Year
2.	Attenuator	Agilent	8491B	MY39262165	May.08,12	1 Year
3.	RF Cable	Hubersuhner	SUCOFLEX102	28618/2	May.08,12	1 Year

5.2. Limit

In any 100kHz bandwidth outside the frequency bands in which the spread spectrum intentional radiator is operating, the radio frequency power that is produced by the intentional radiator shall be at least 20dB below that in the 100kHz bandwidth within the band that contains the highest level of the desired power.

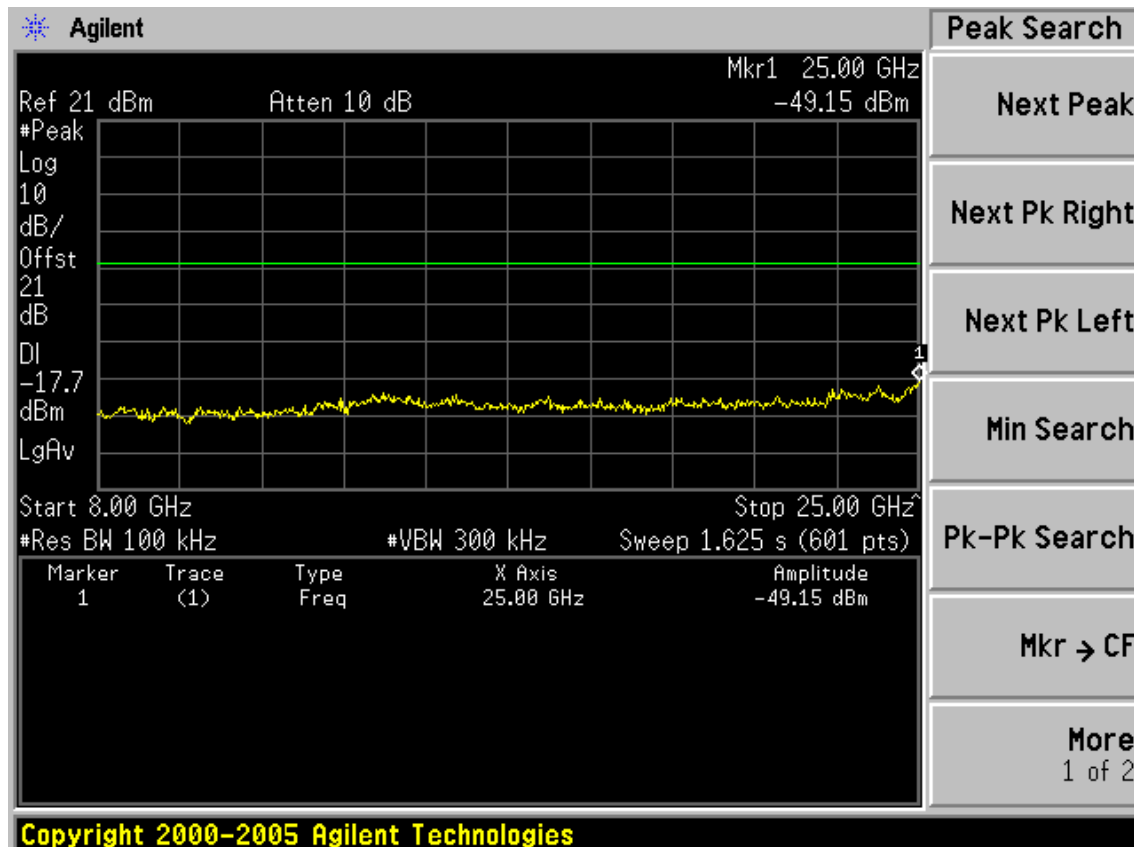
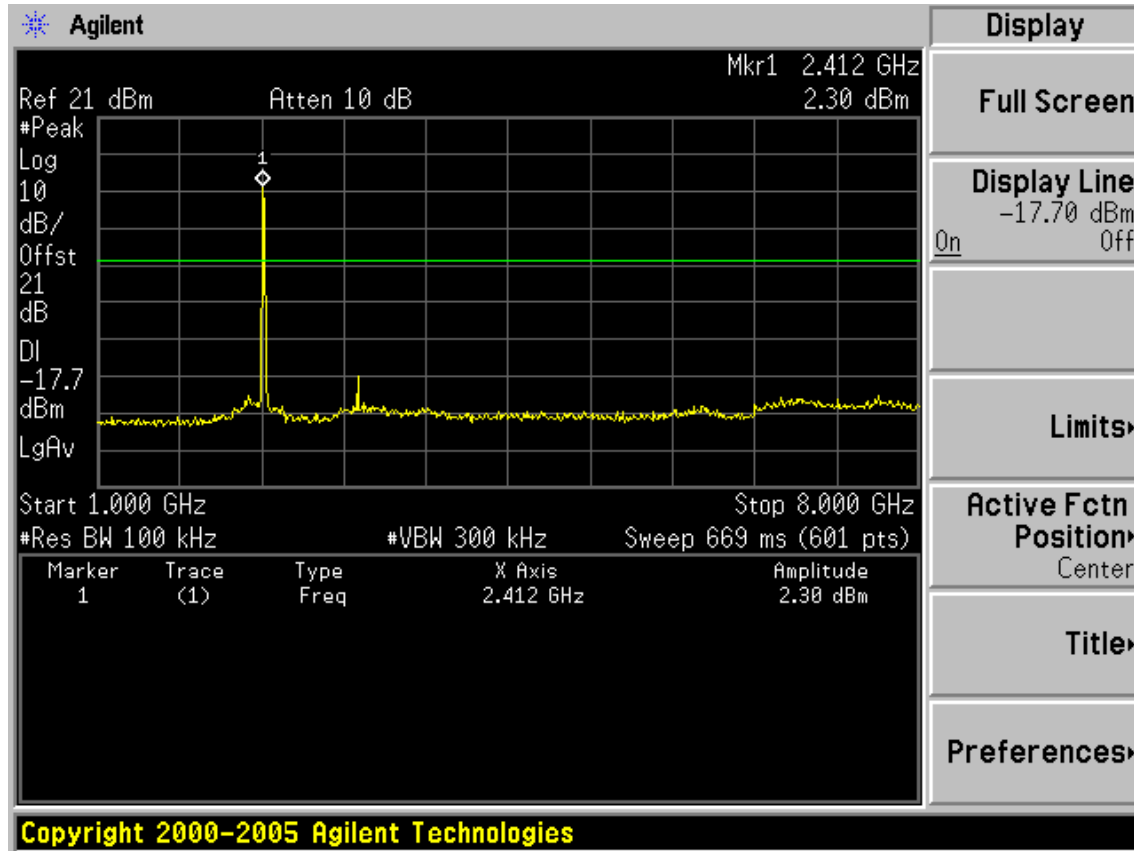
5.3. Test Procedure

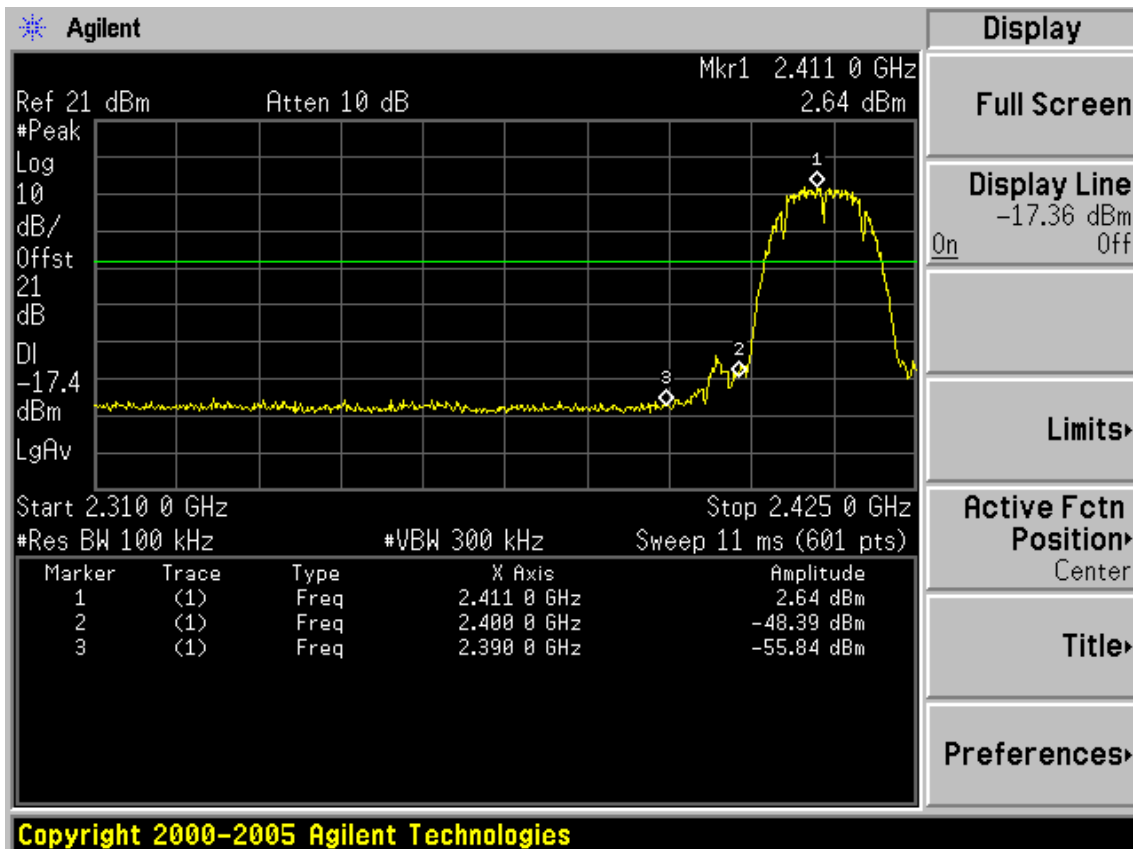
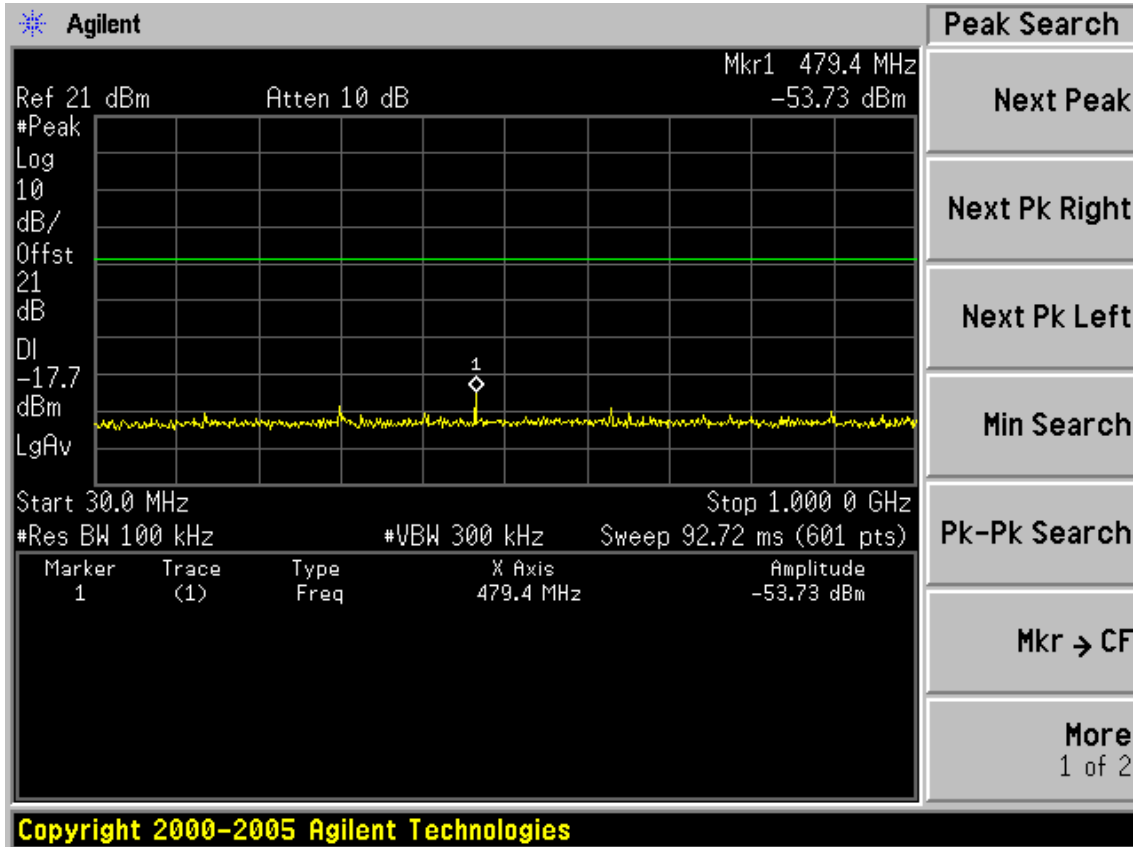
The transmitter output was connected to a spectrum analyzer, The resolution bandwidth is set to 100 kHz, The video bandwidth is set to 300 kHz and measure all the emissions detected.

5.4. Test result

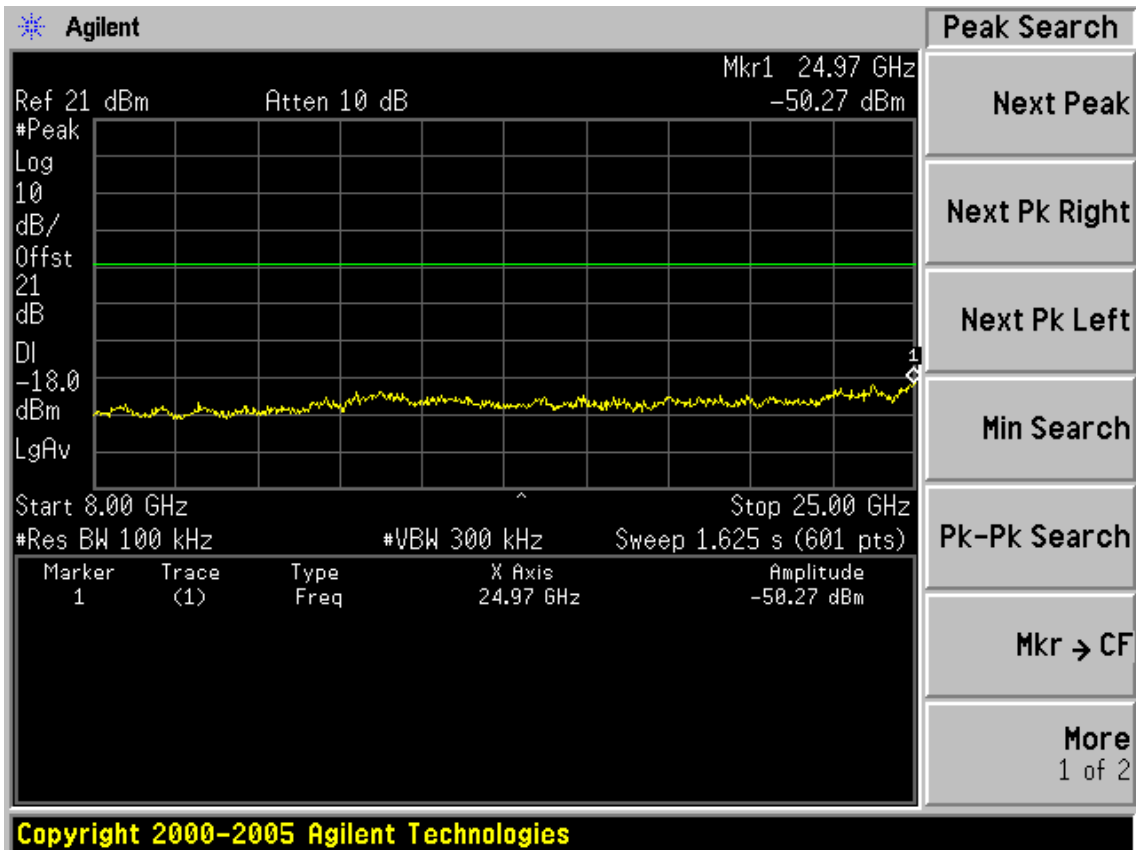
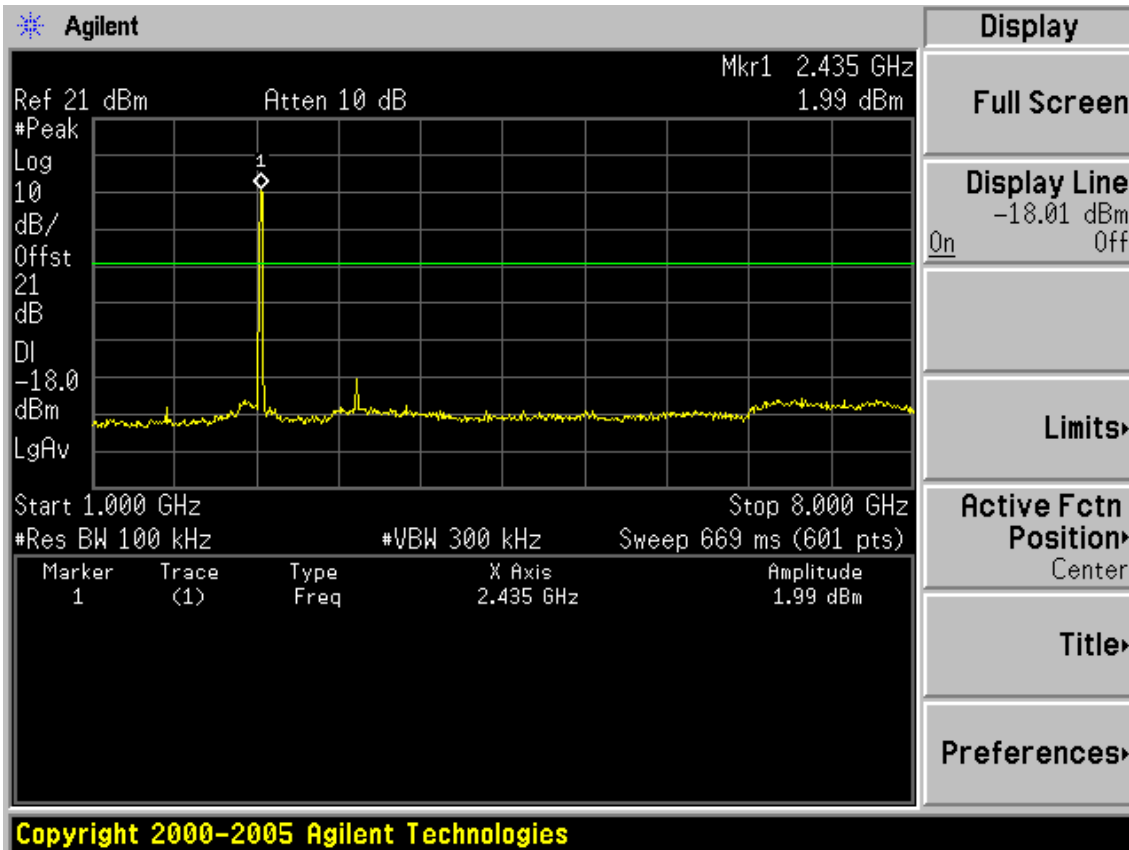
PASS (The testing data was attached in the next pages.)

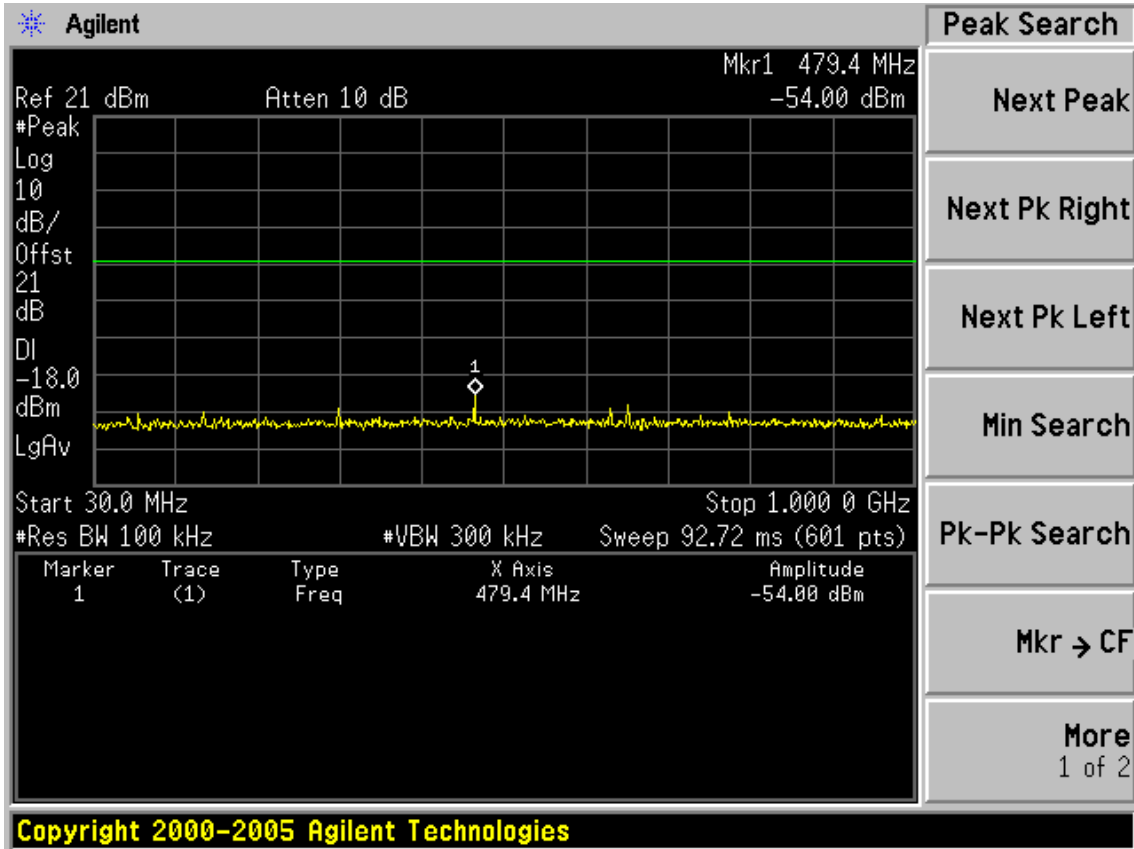
Test Mode: IEEE 802.11b TX
Test CH1: 2412MHz



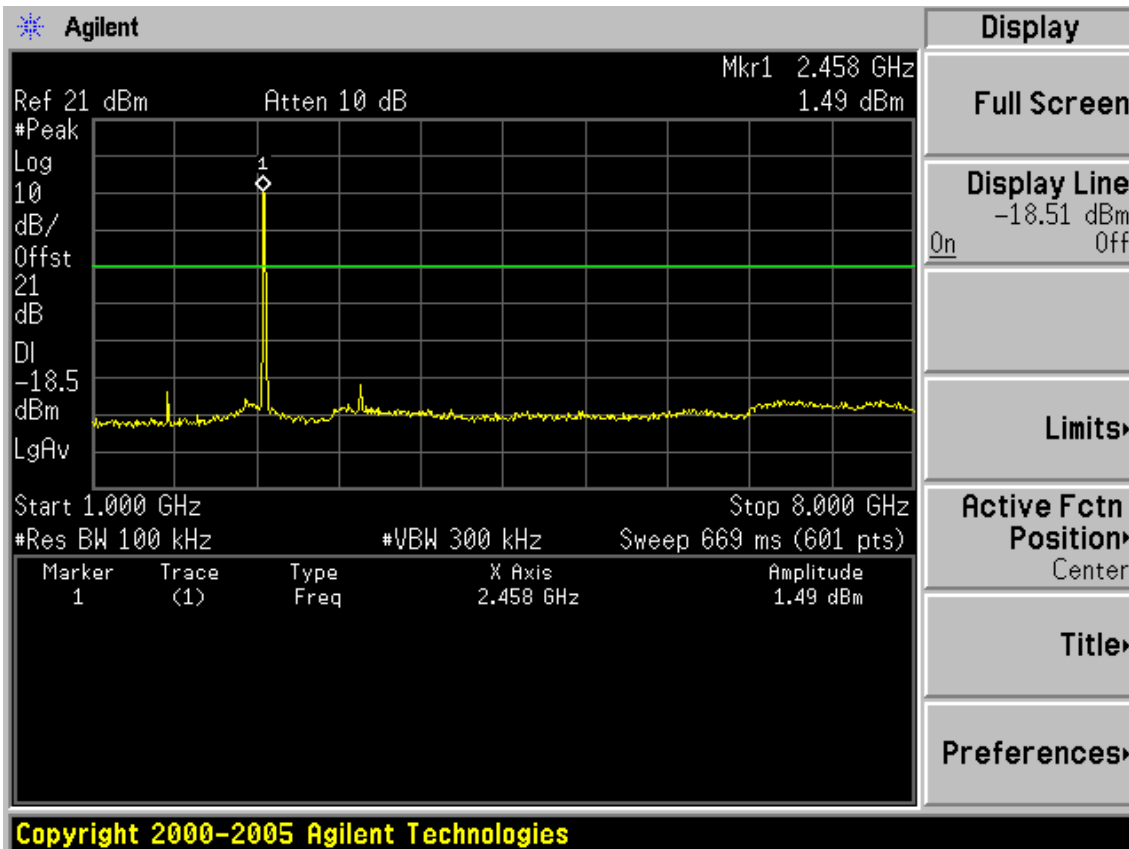


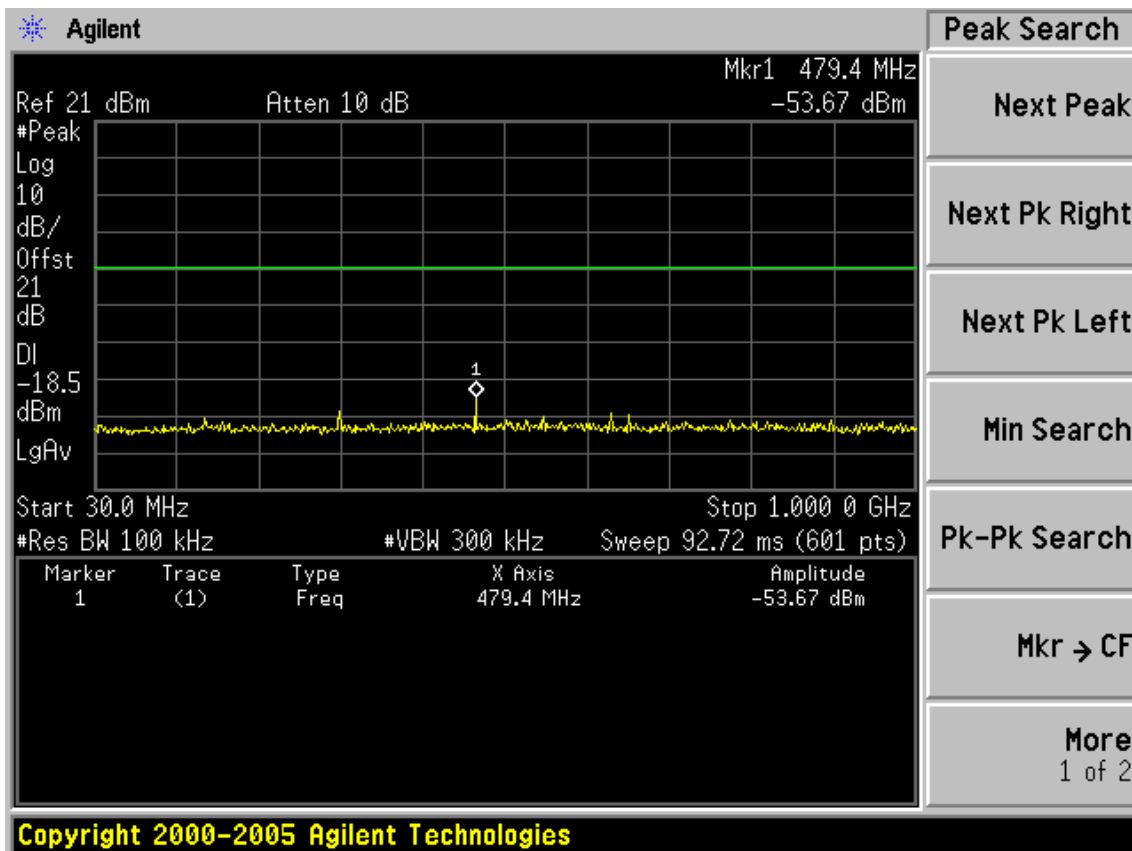
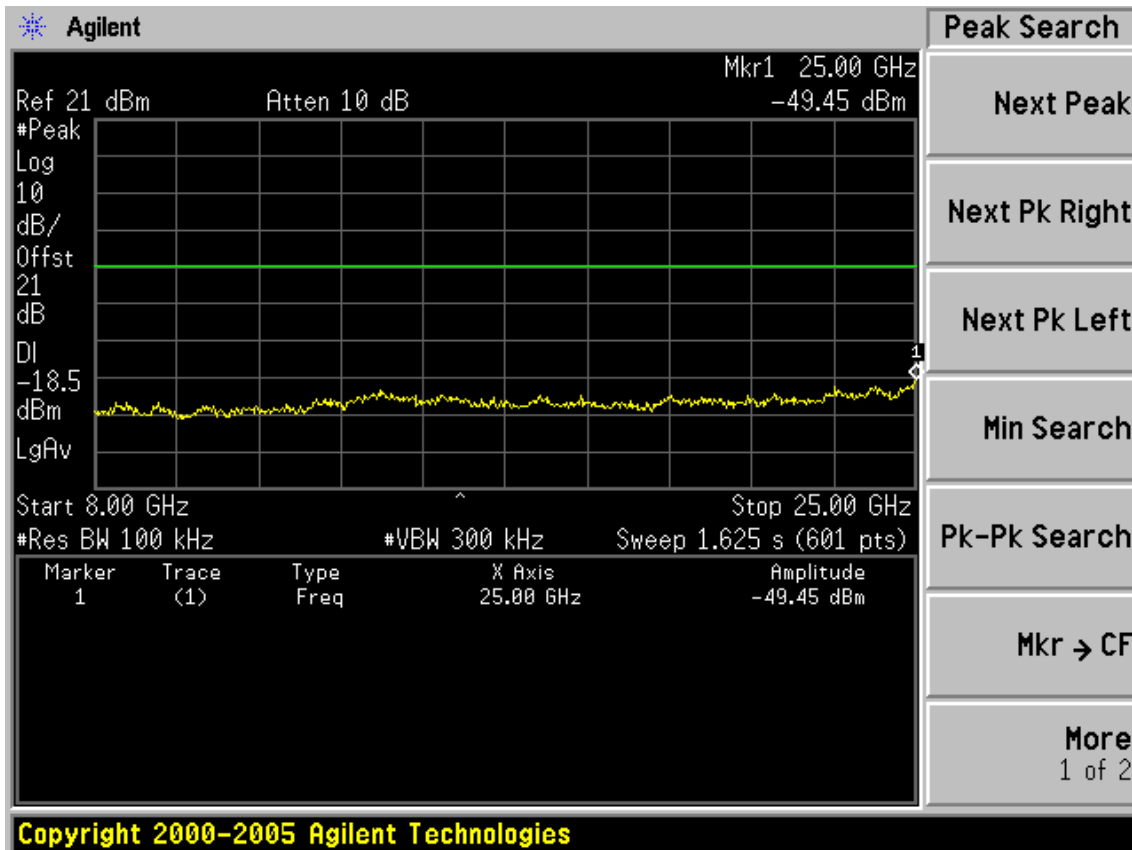
Test CH6: 2437MHz

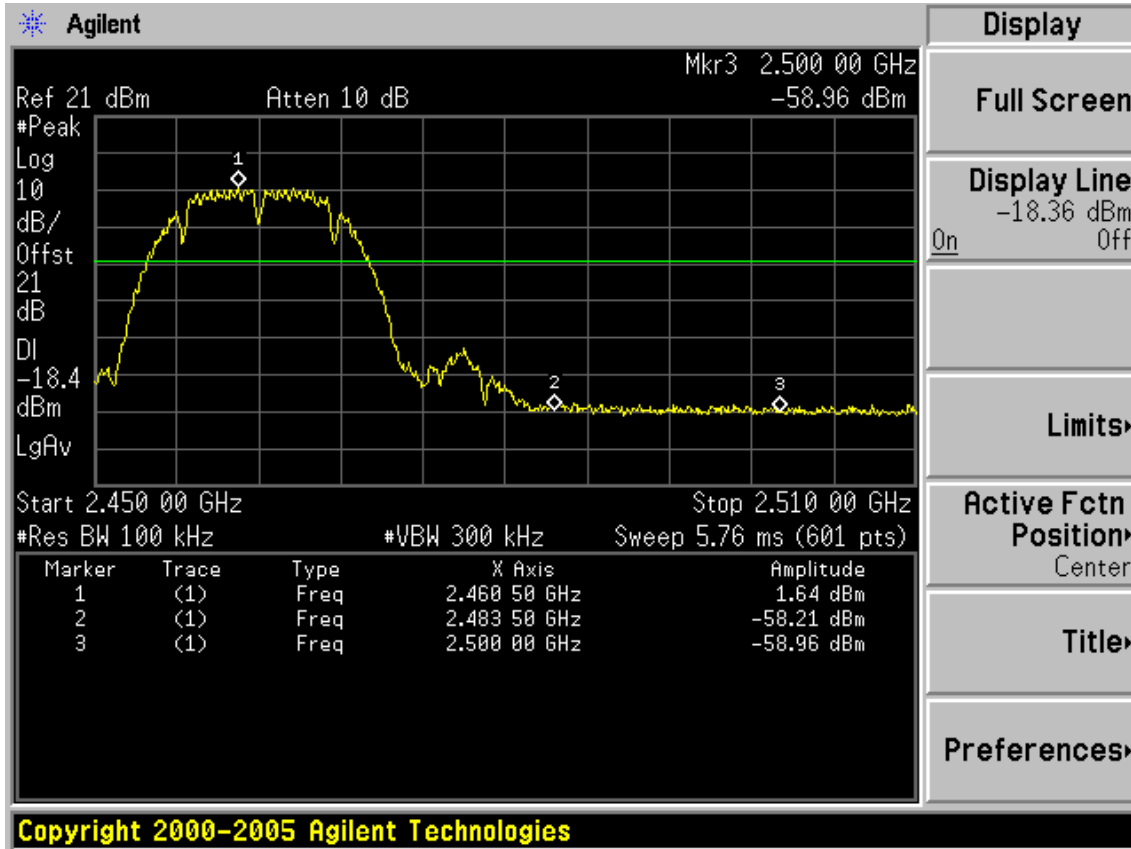




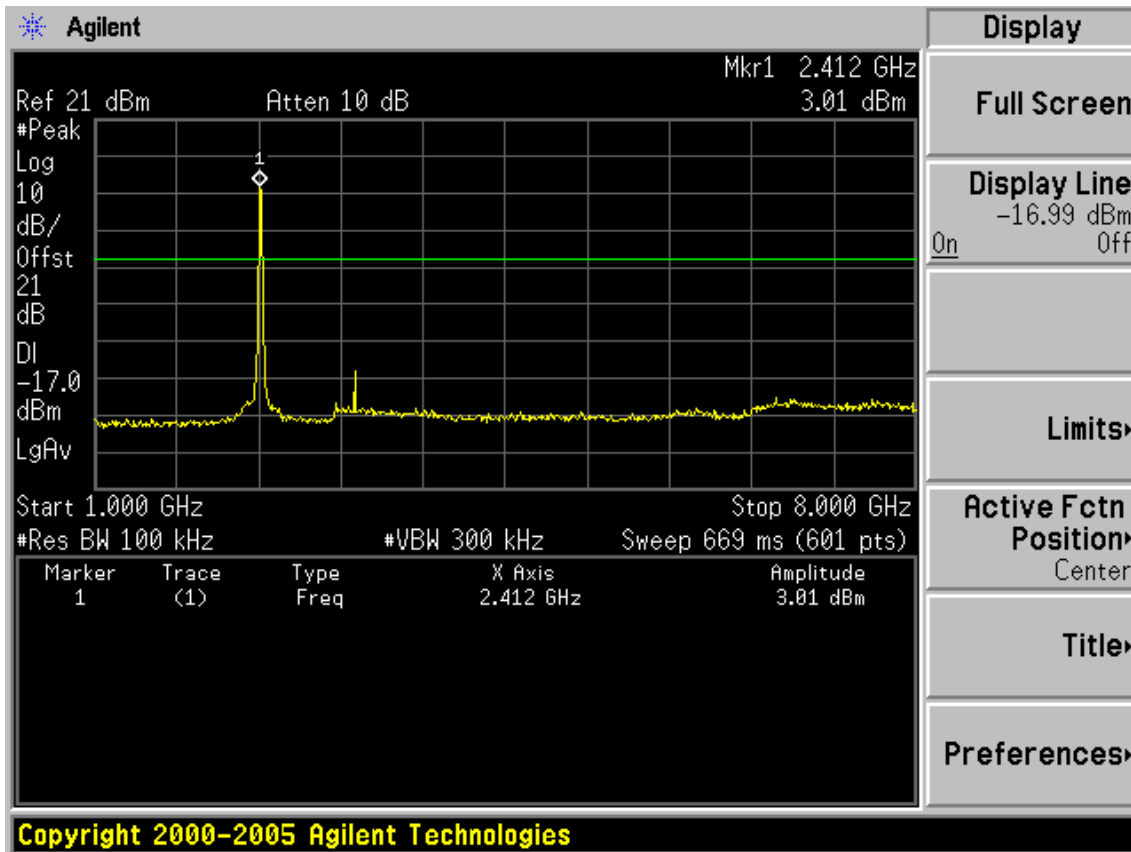
Test CH11: 2462MHz

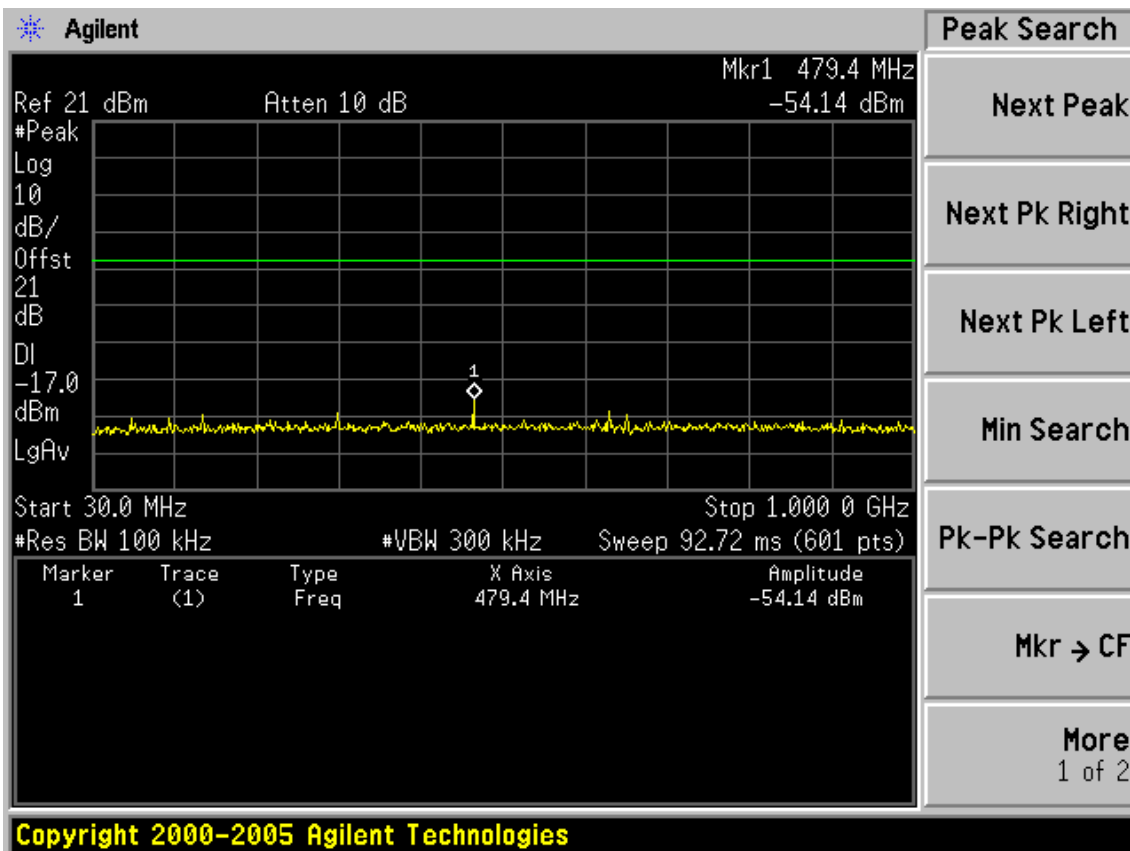
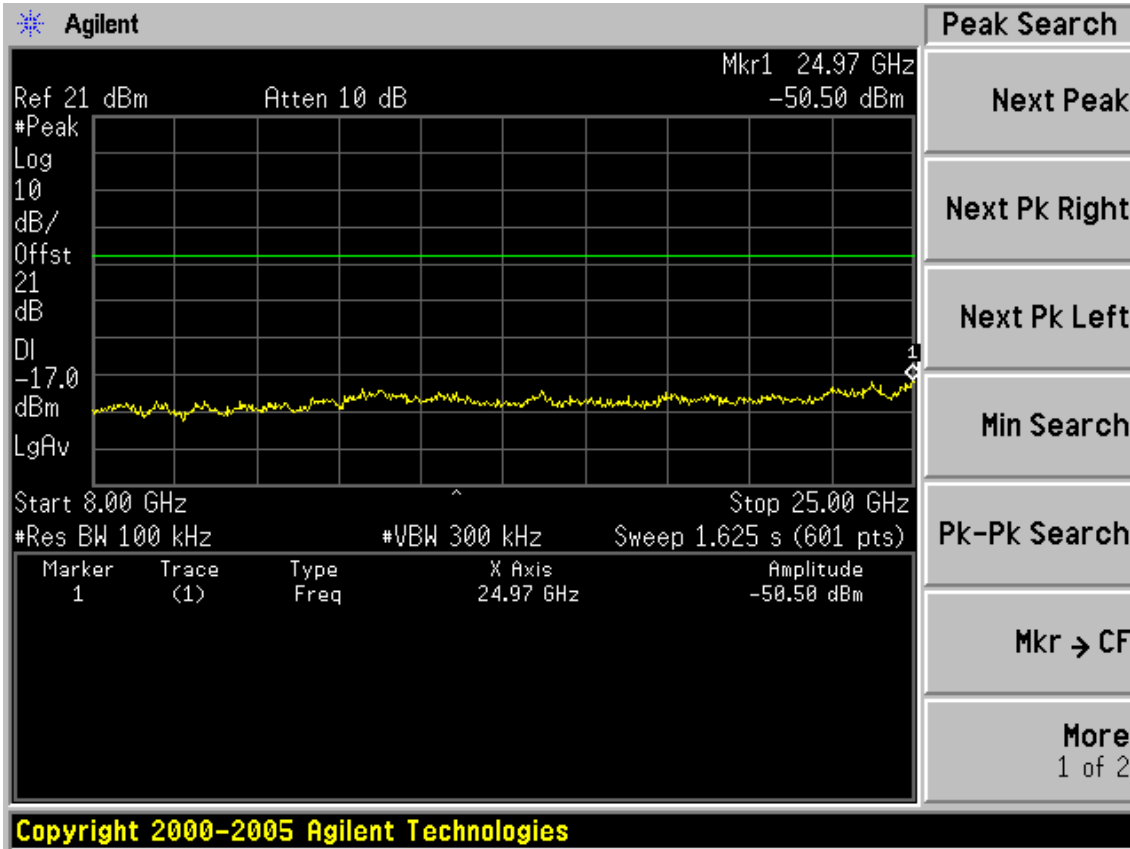


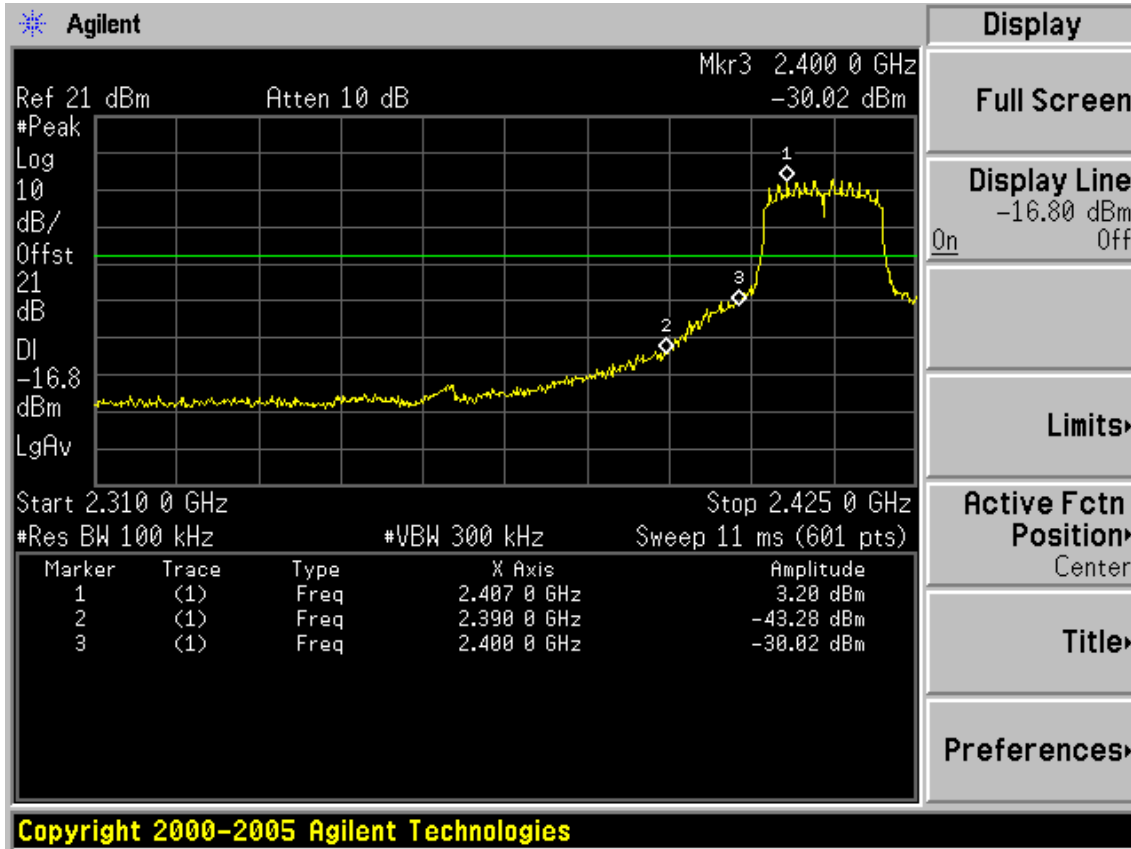




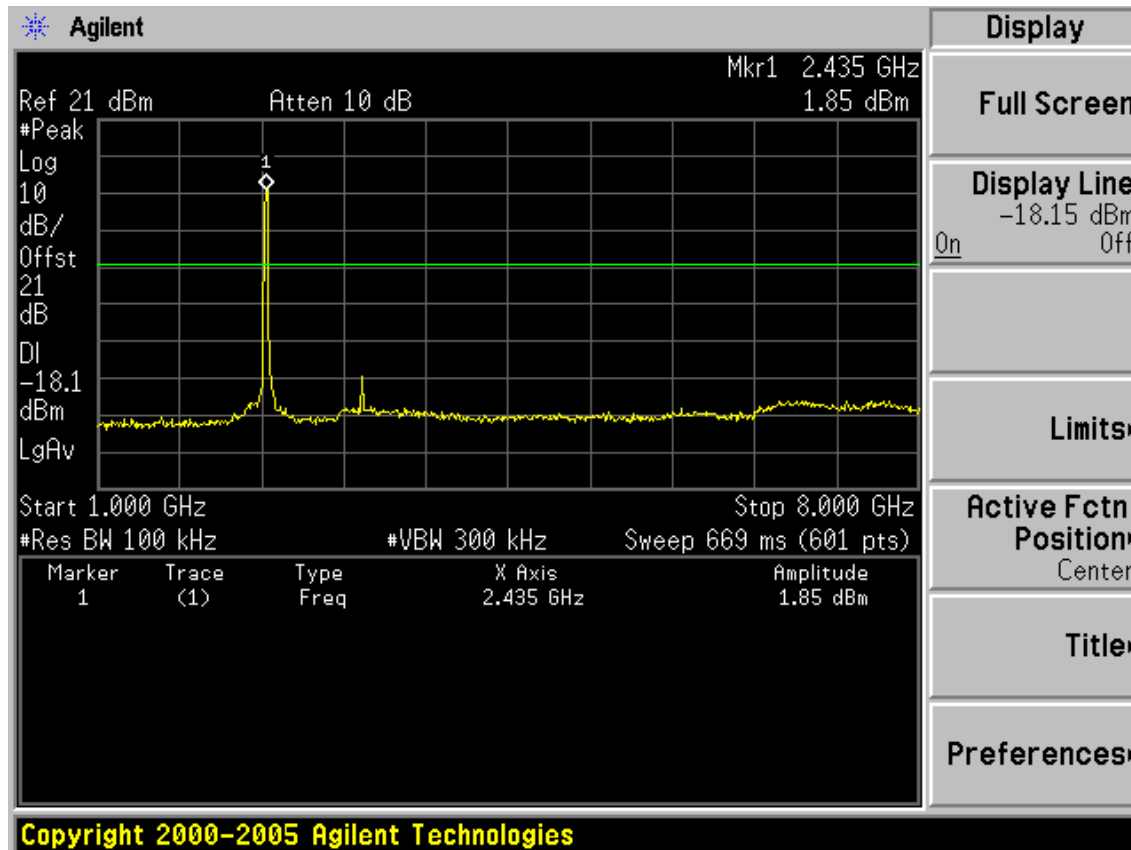
Test Mode: IEEE 802.11g TX
 Test CH1: 2412MHz

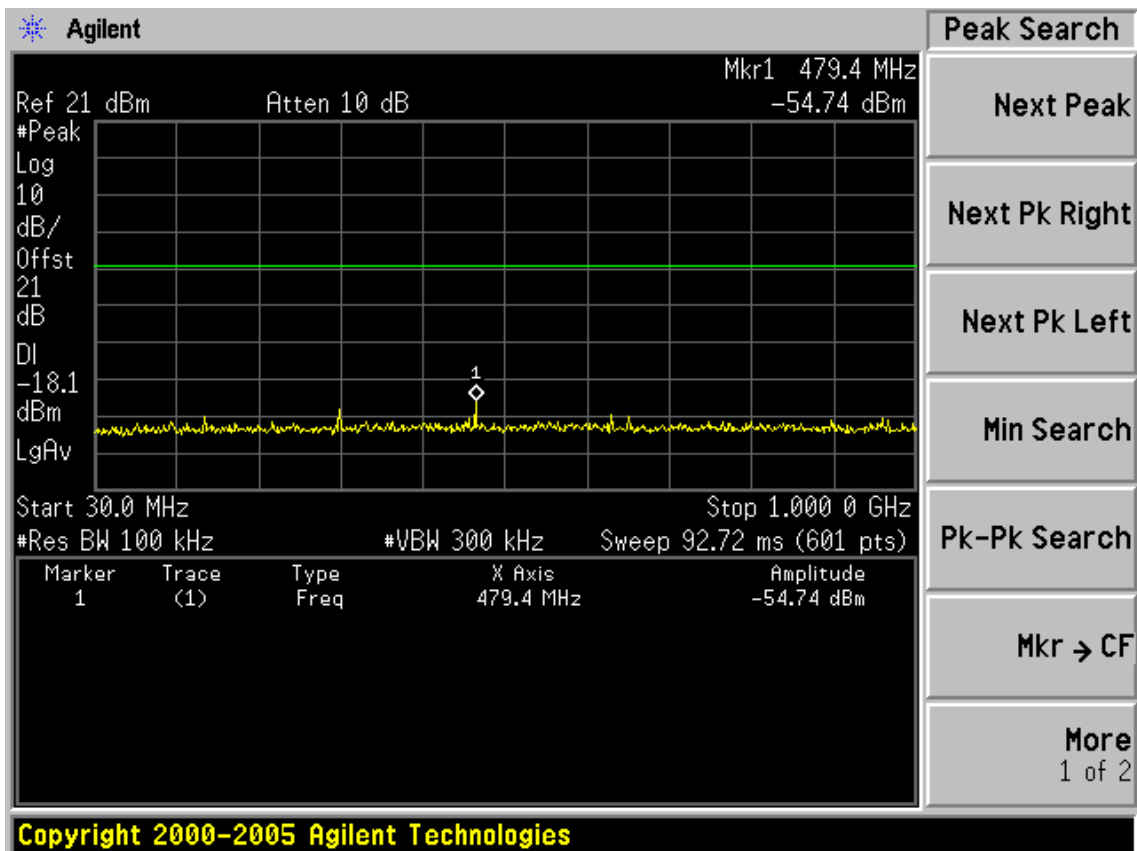
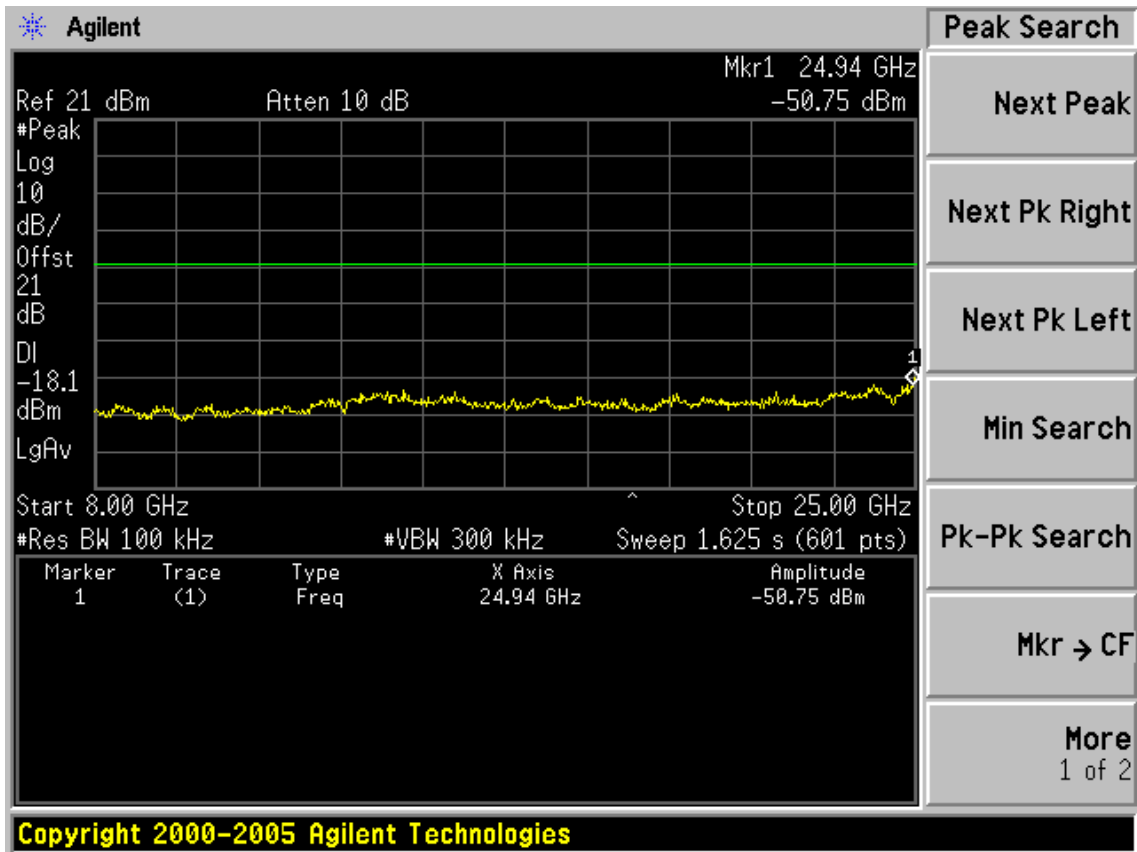




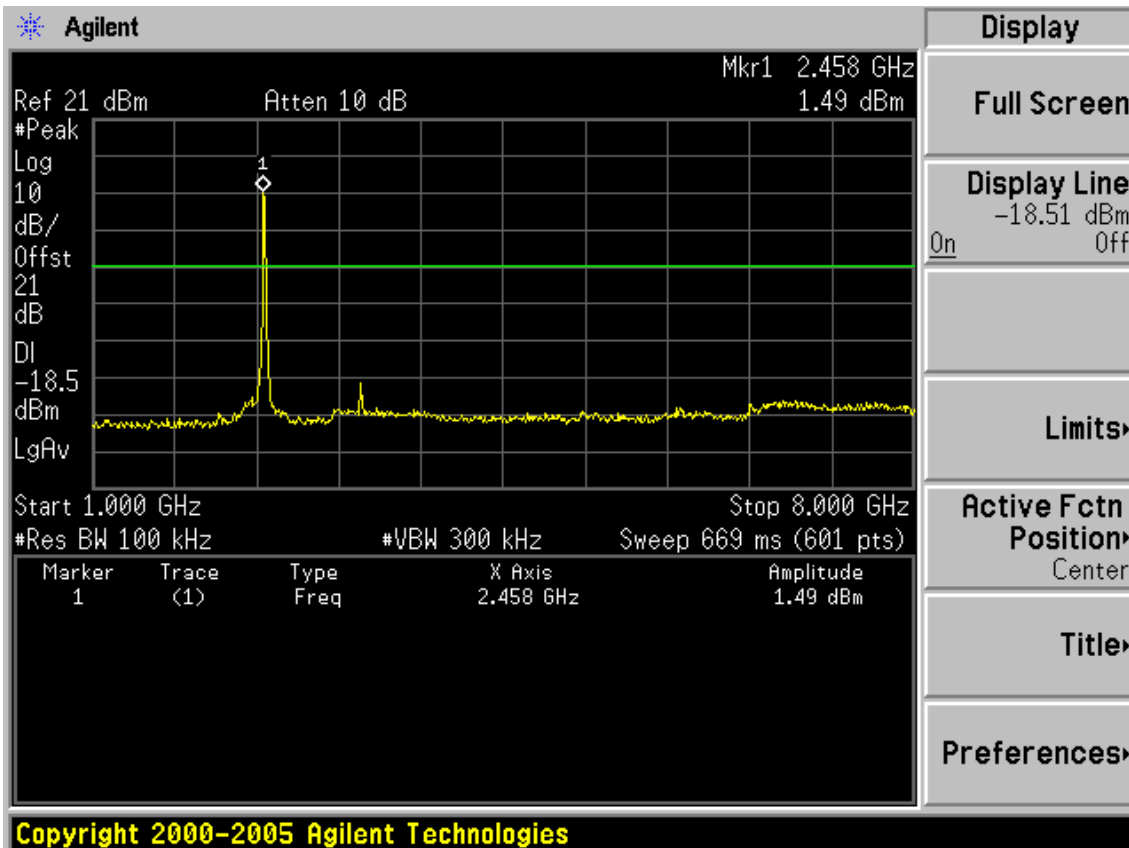
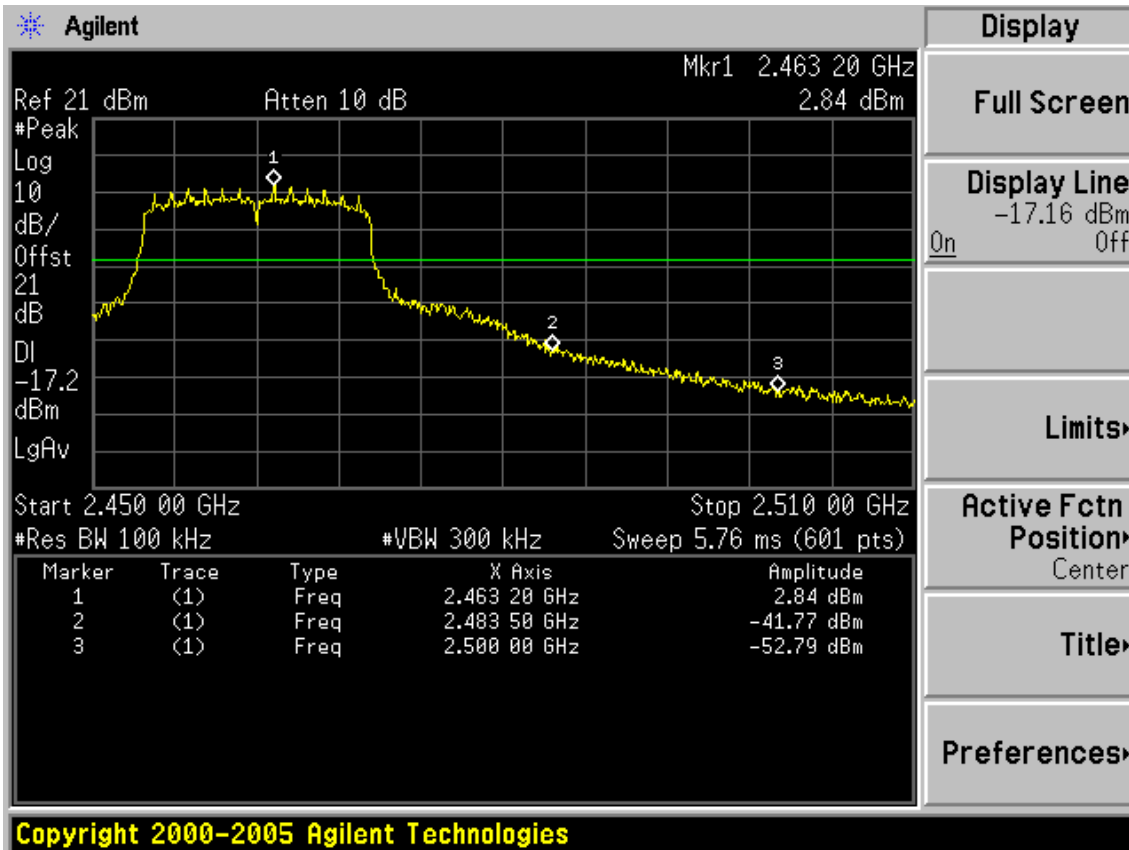


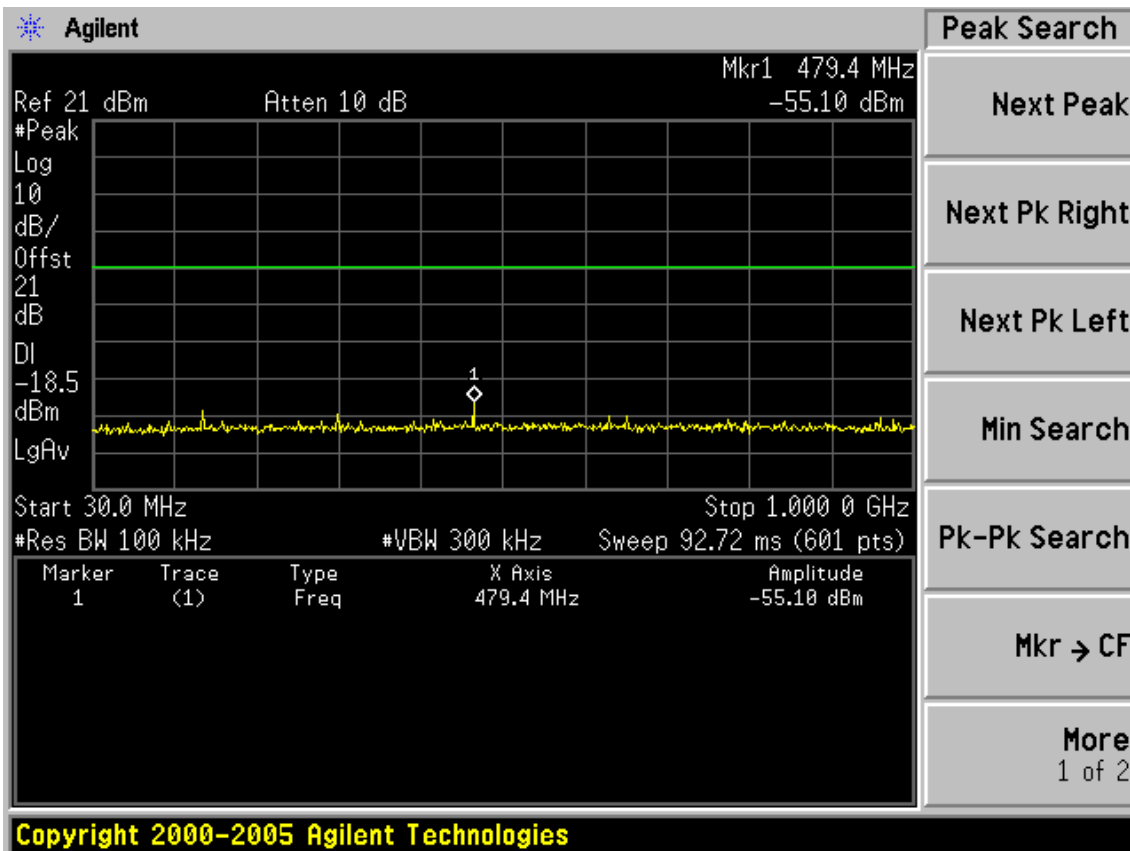
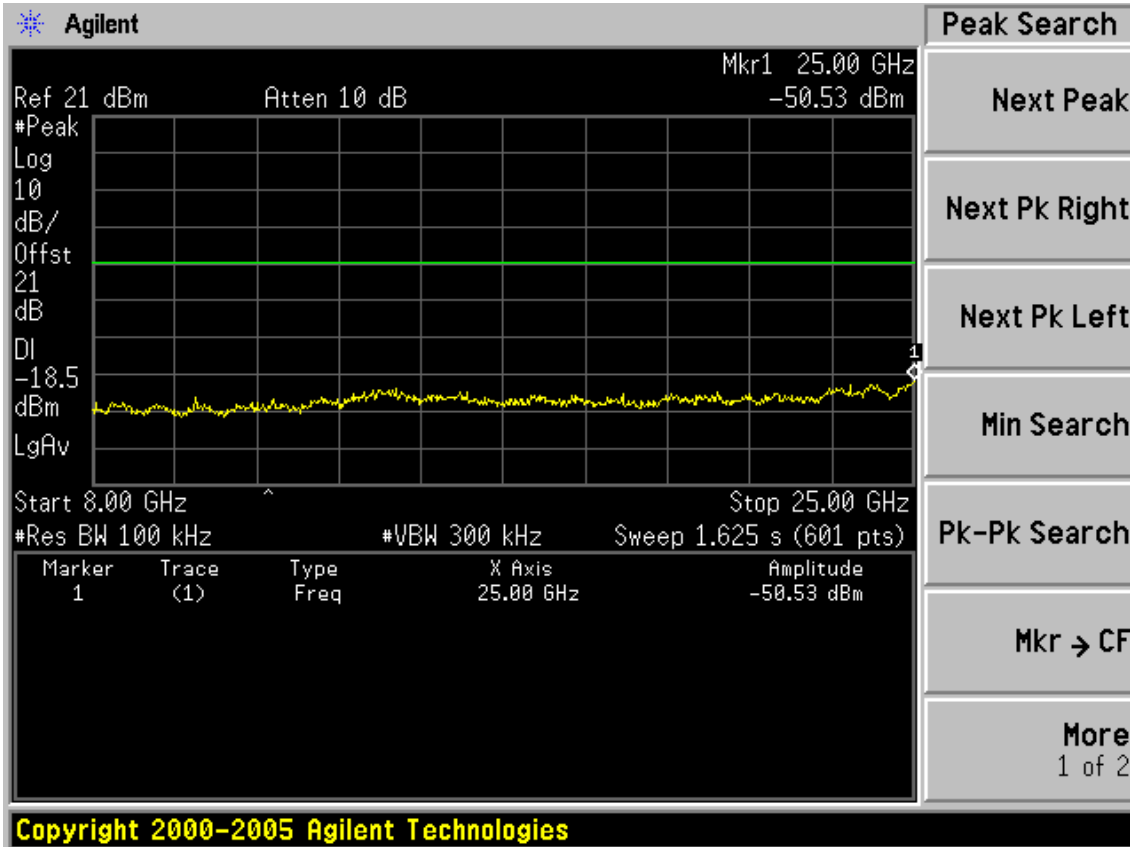
Test CH6: 2437MHz



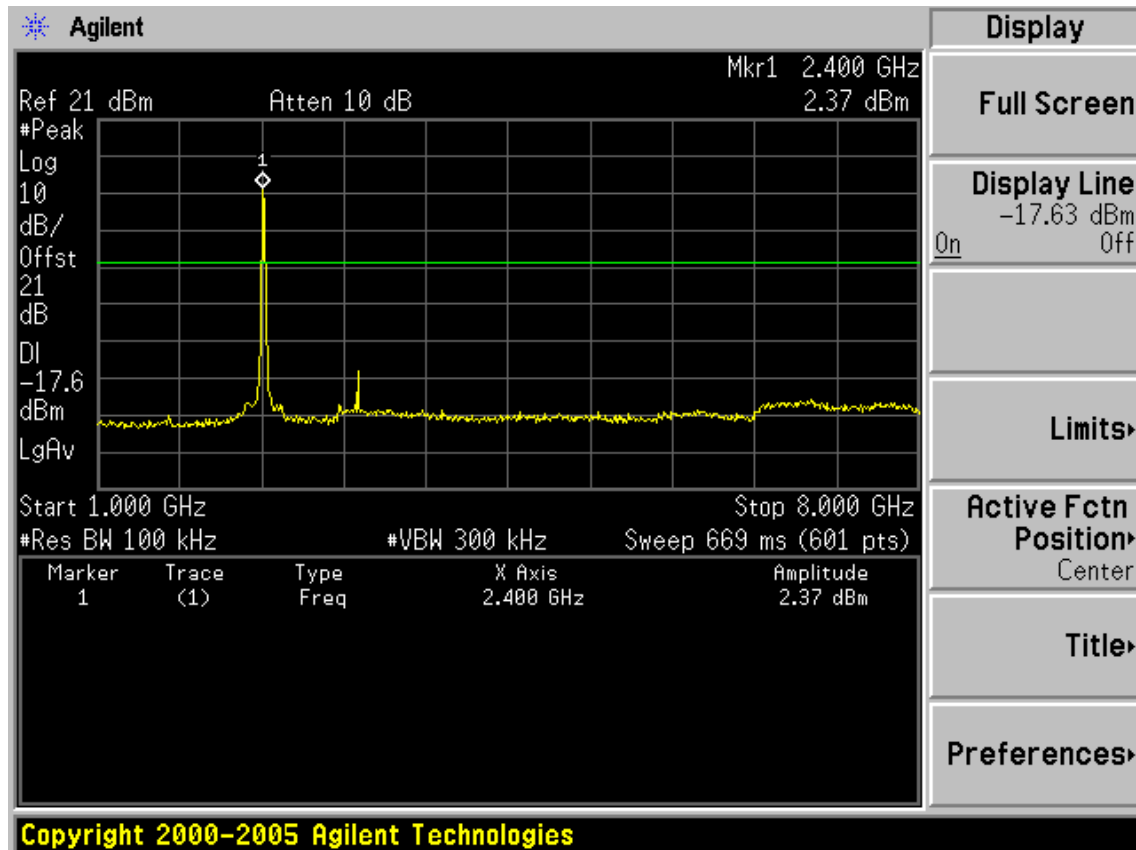
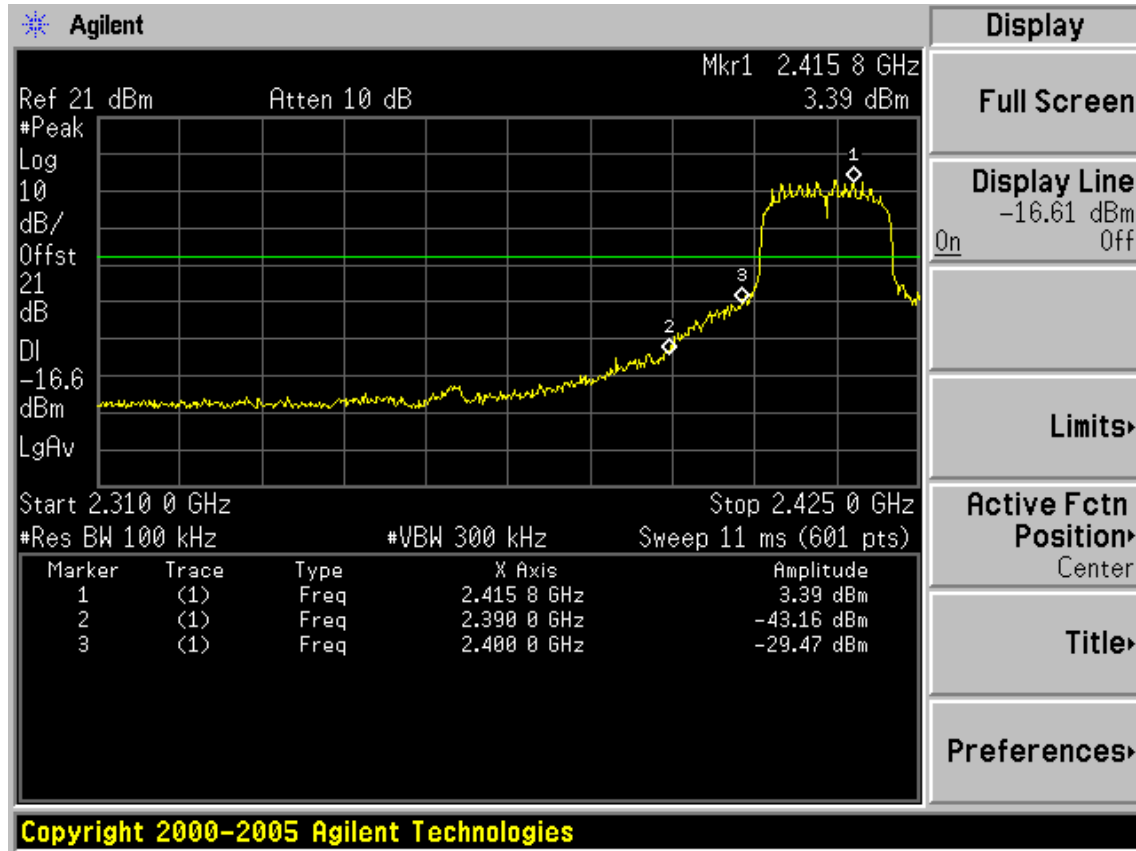


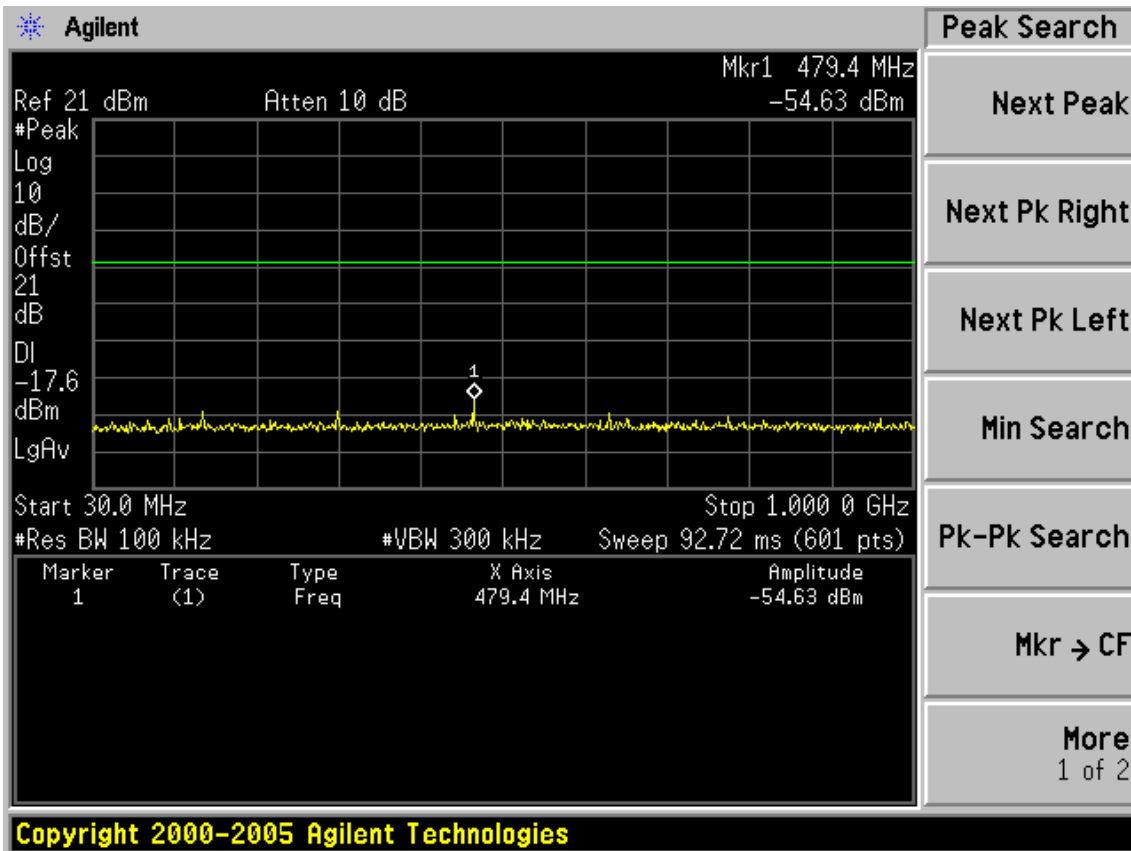
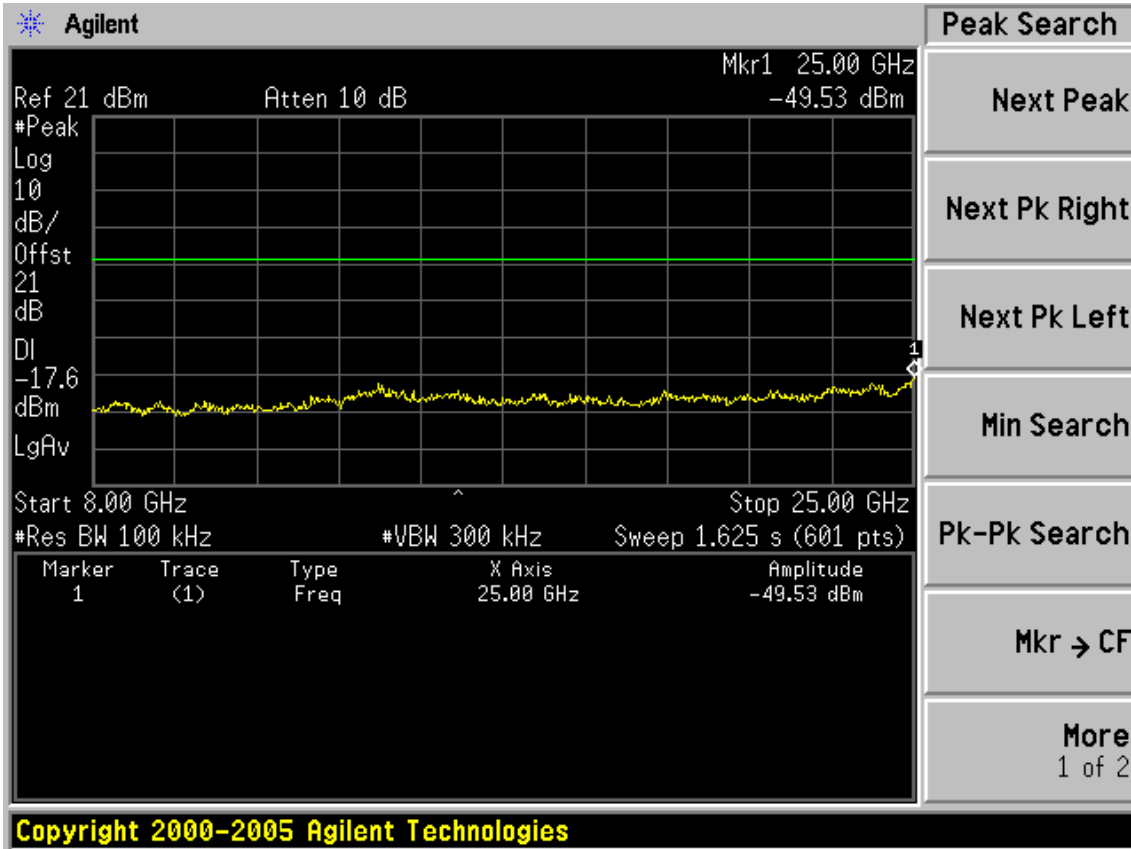
Test CH11: 2462MHz



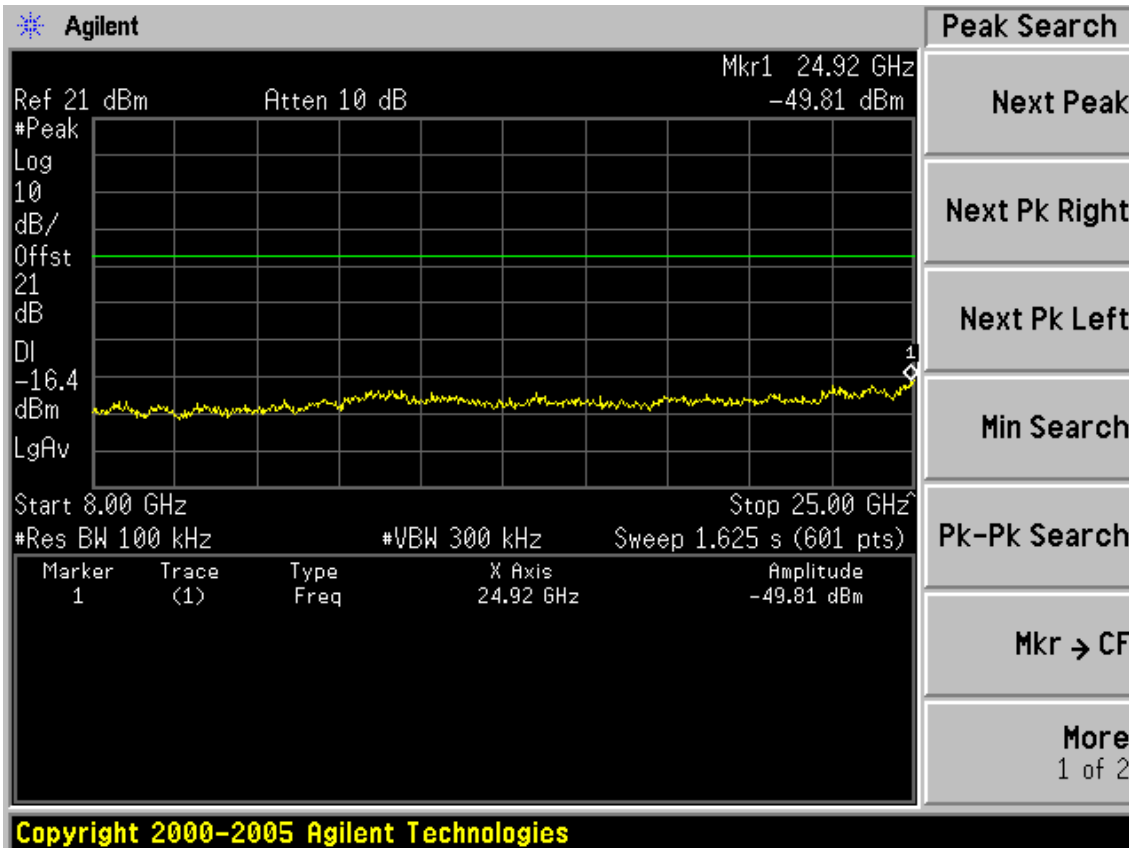
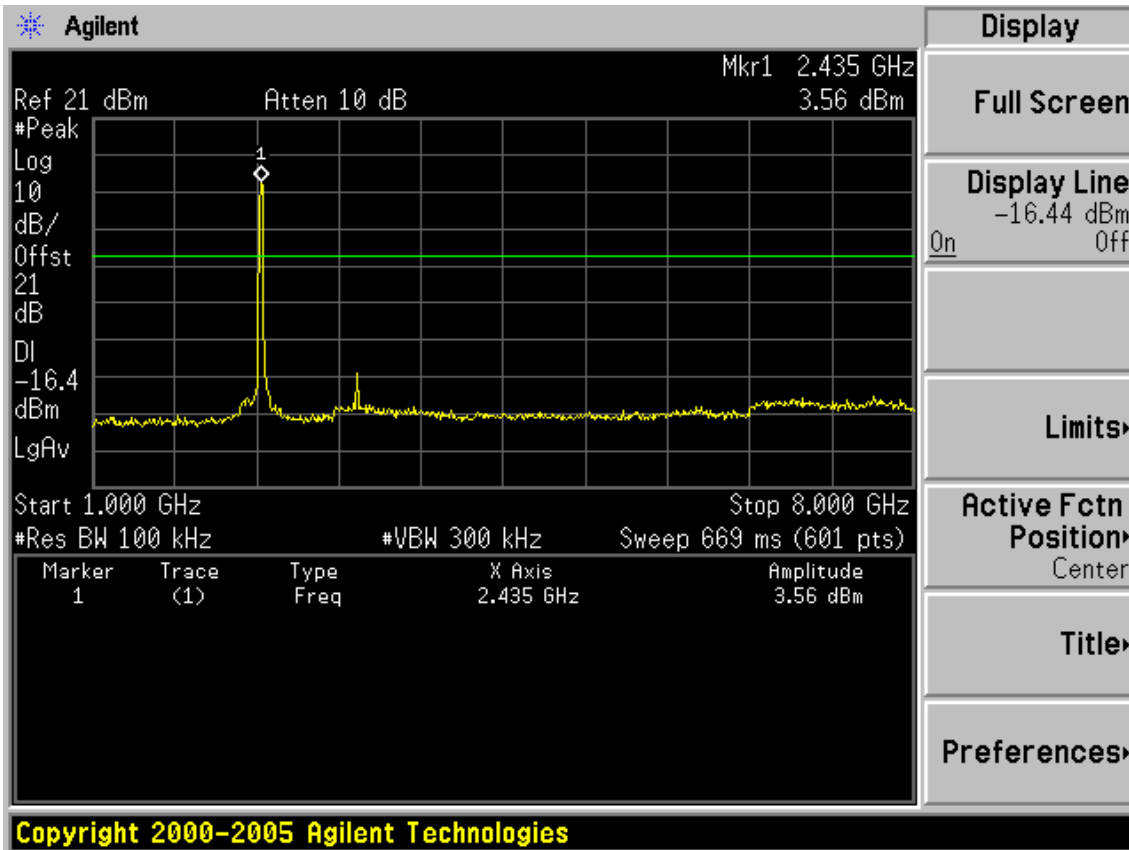


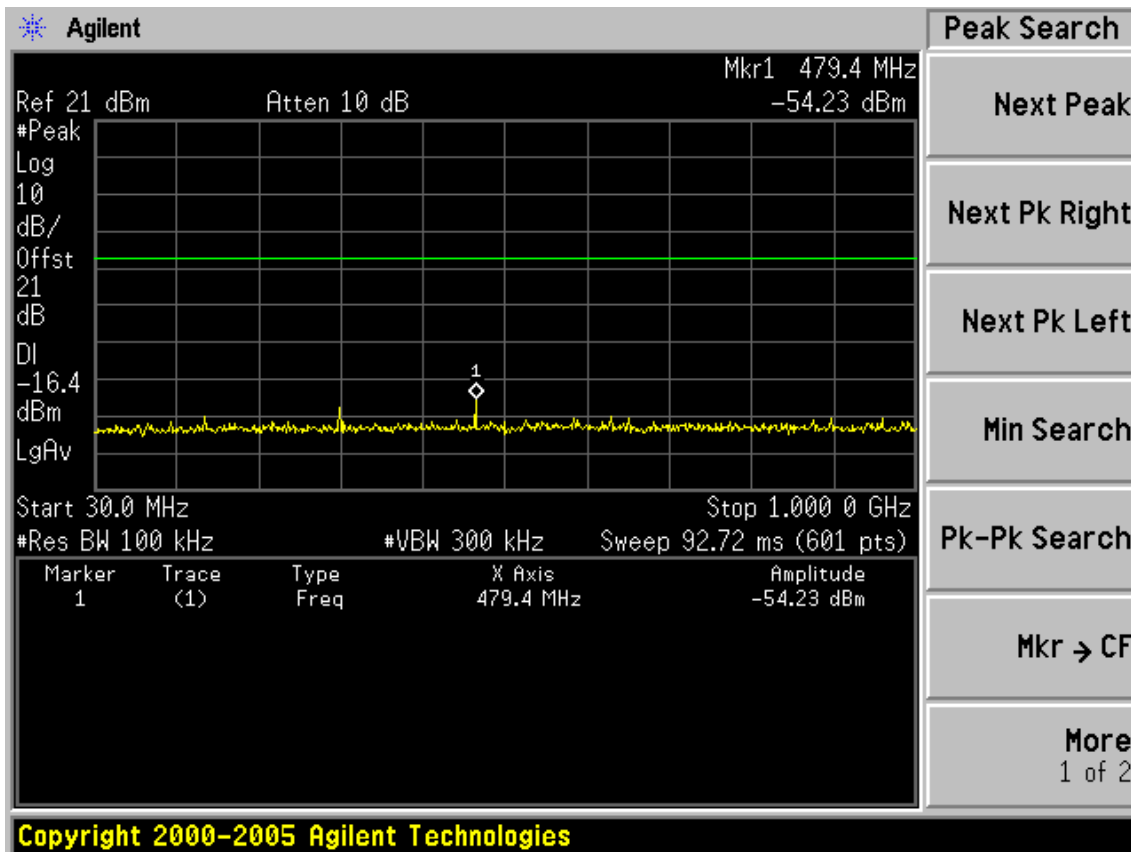
Test Mode: IEEE 802.11n HT20 TX
 Test CH1: 2412MHz



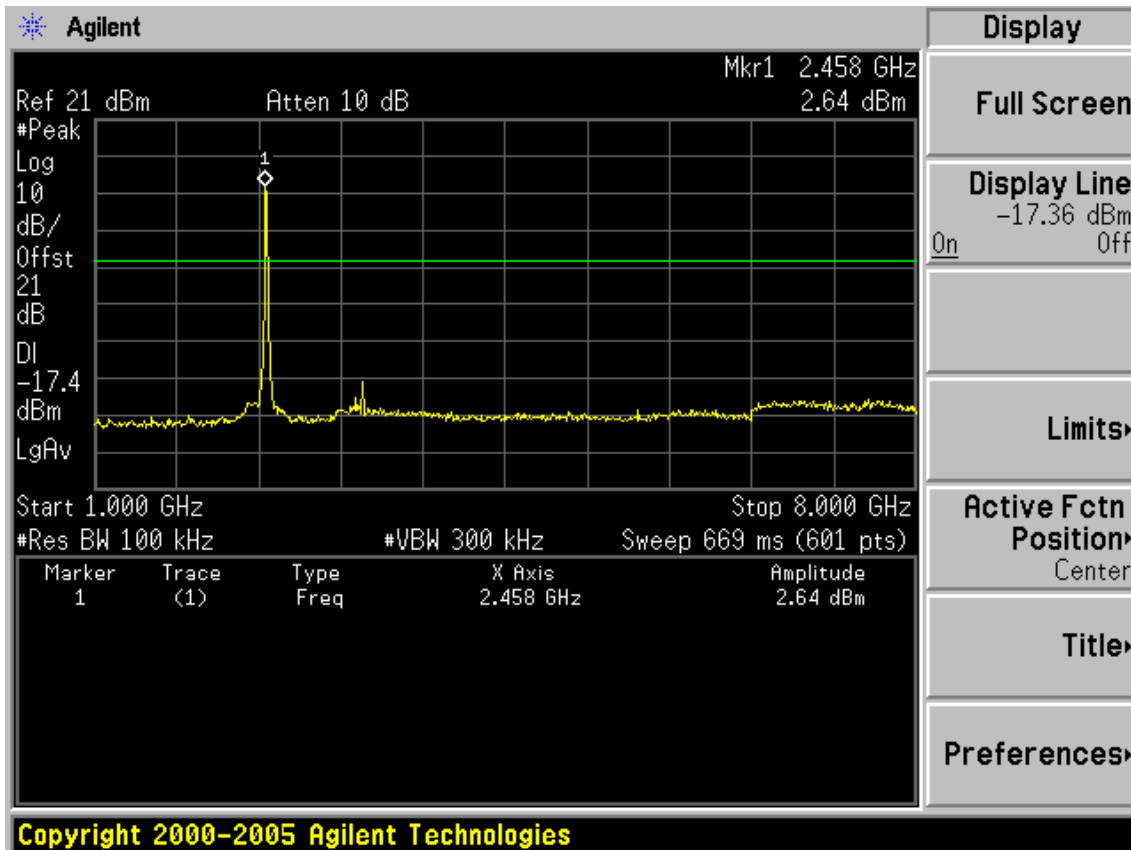


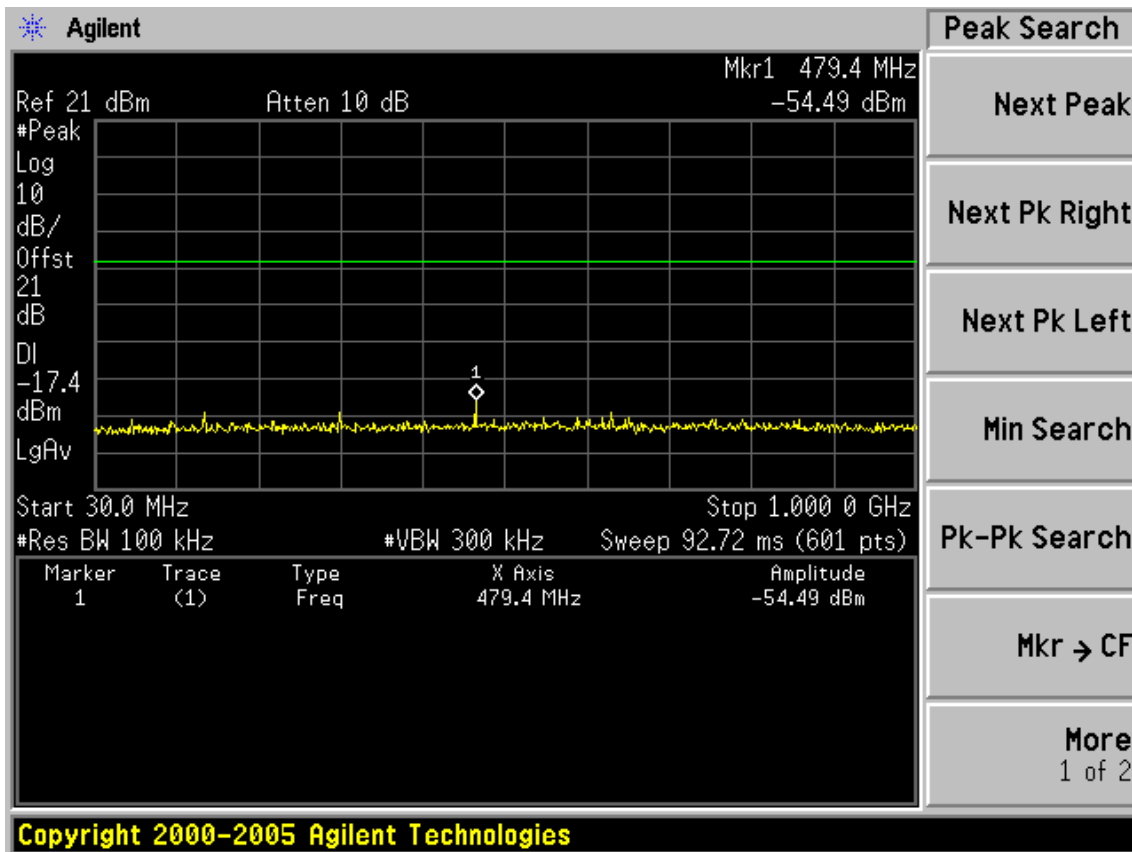
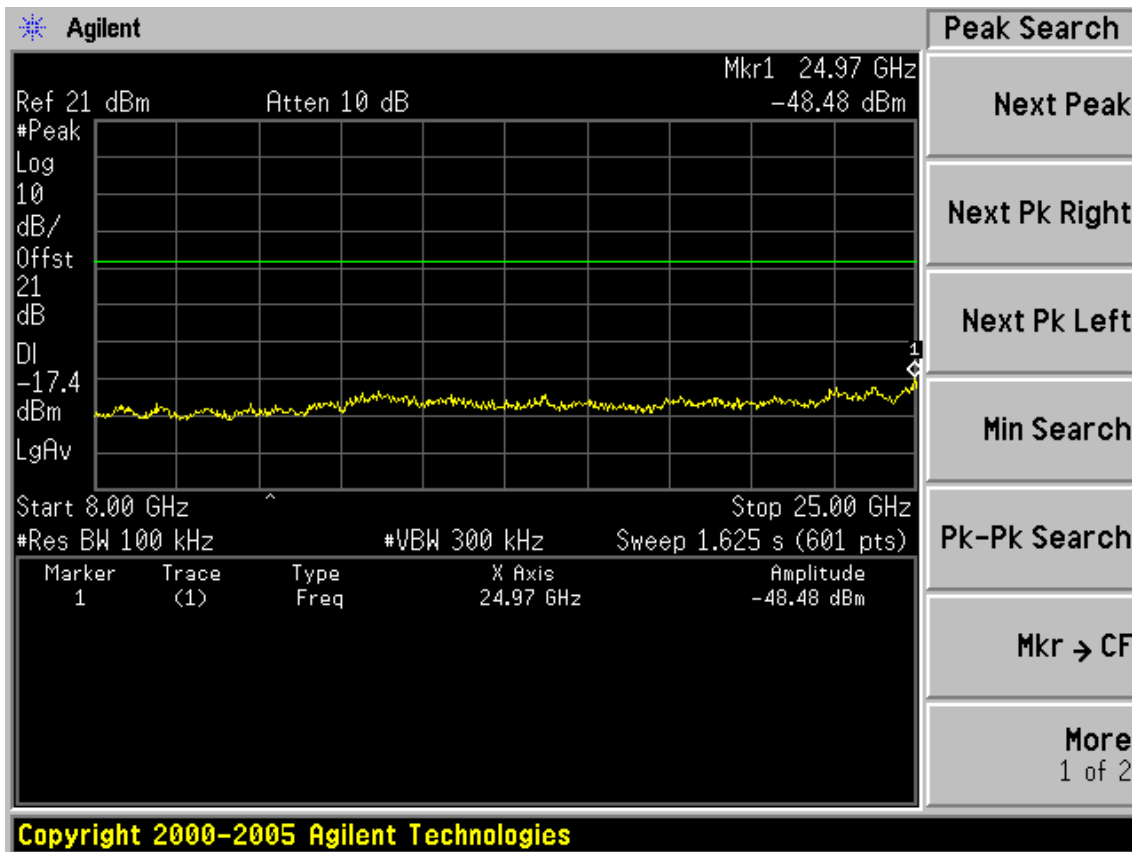
Test CH6: 2437MHz

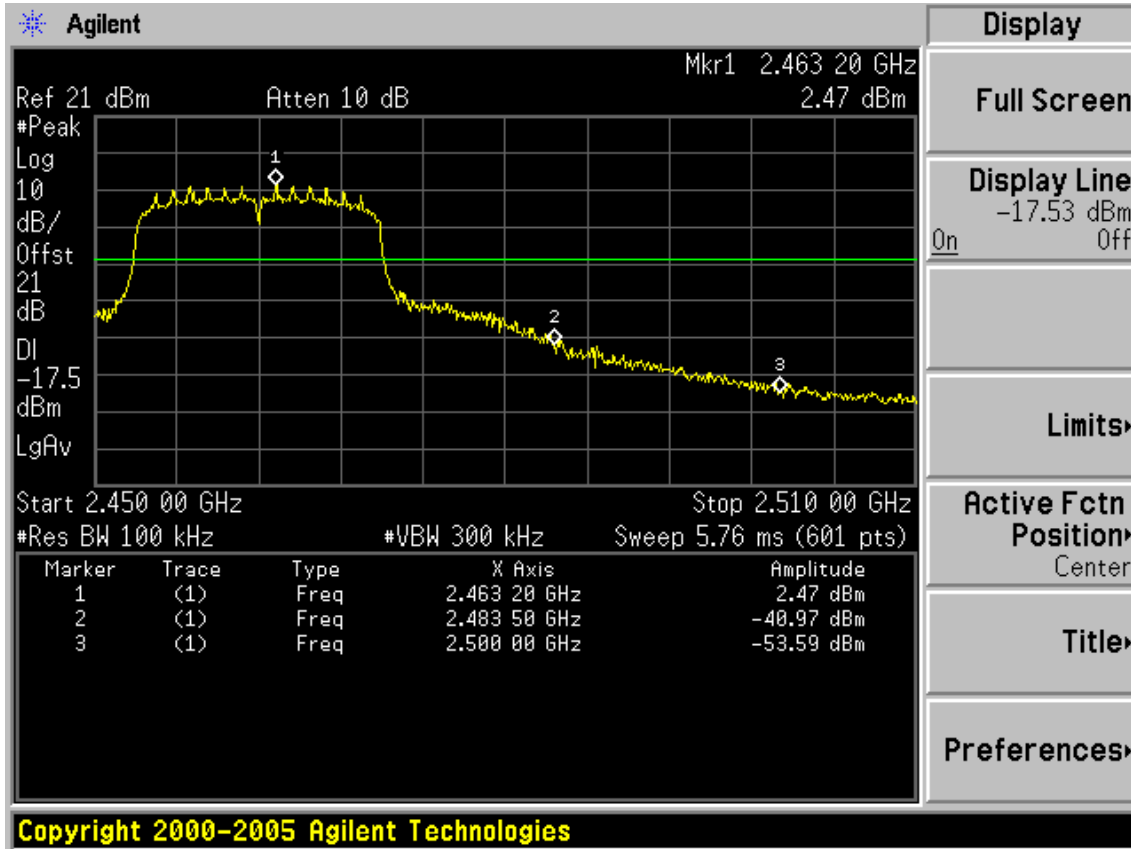




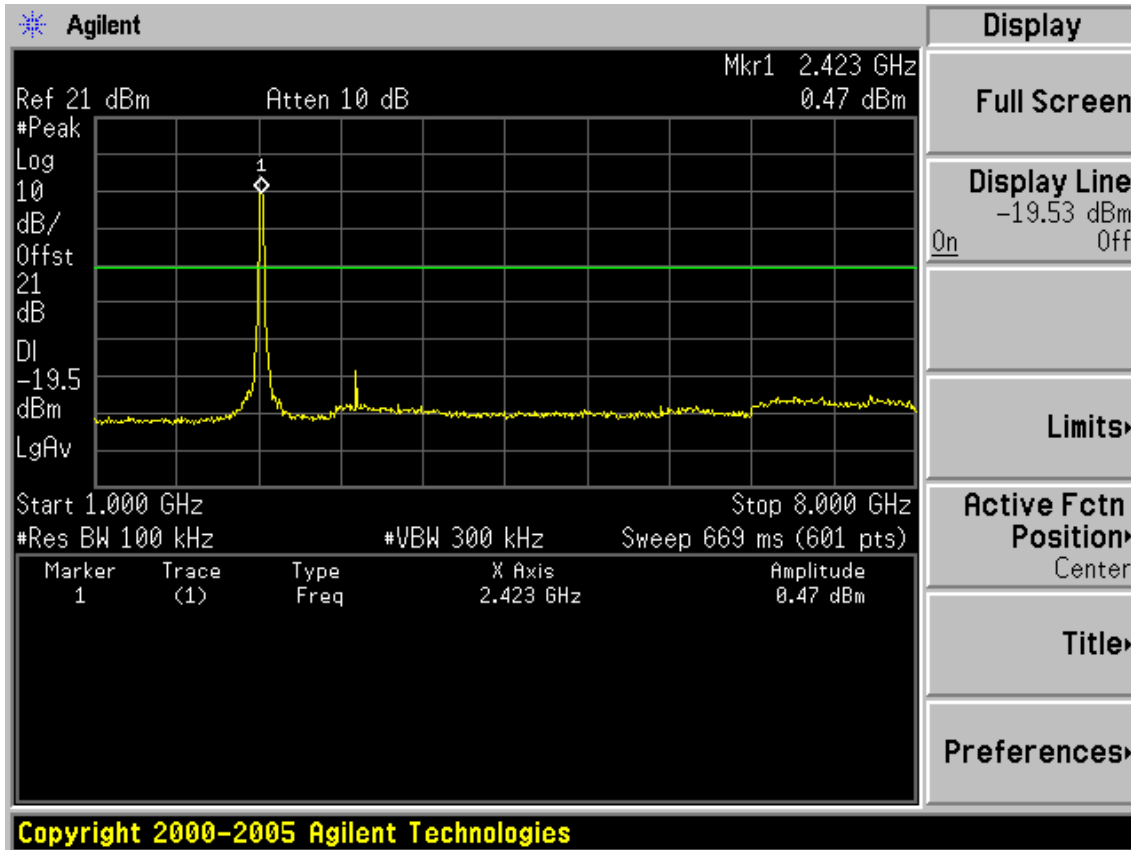
Test CH11: 2462MHz

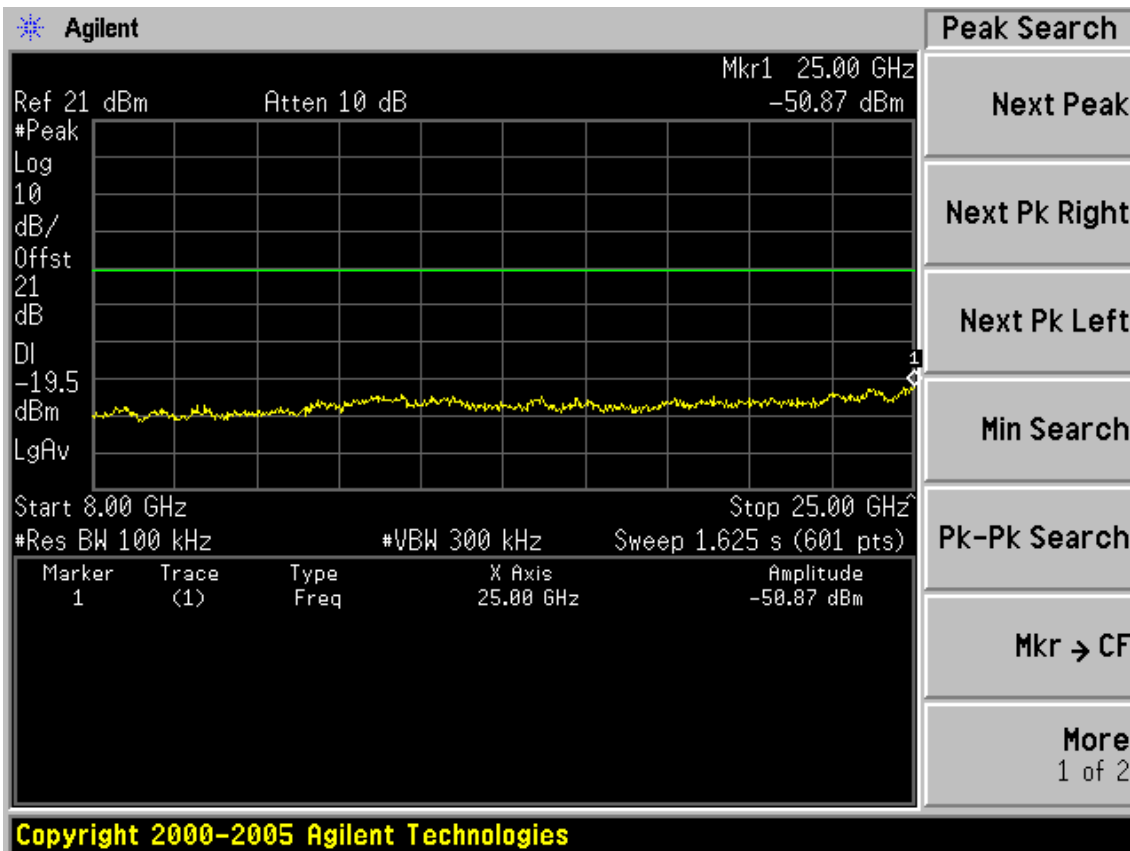
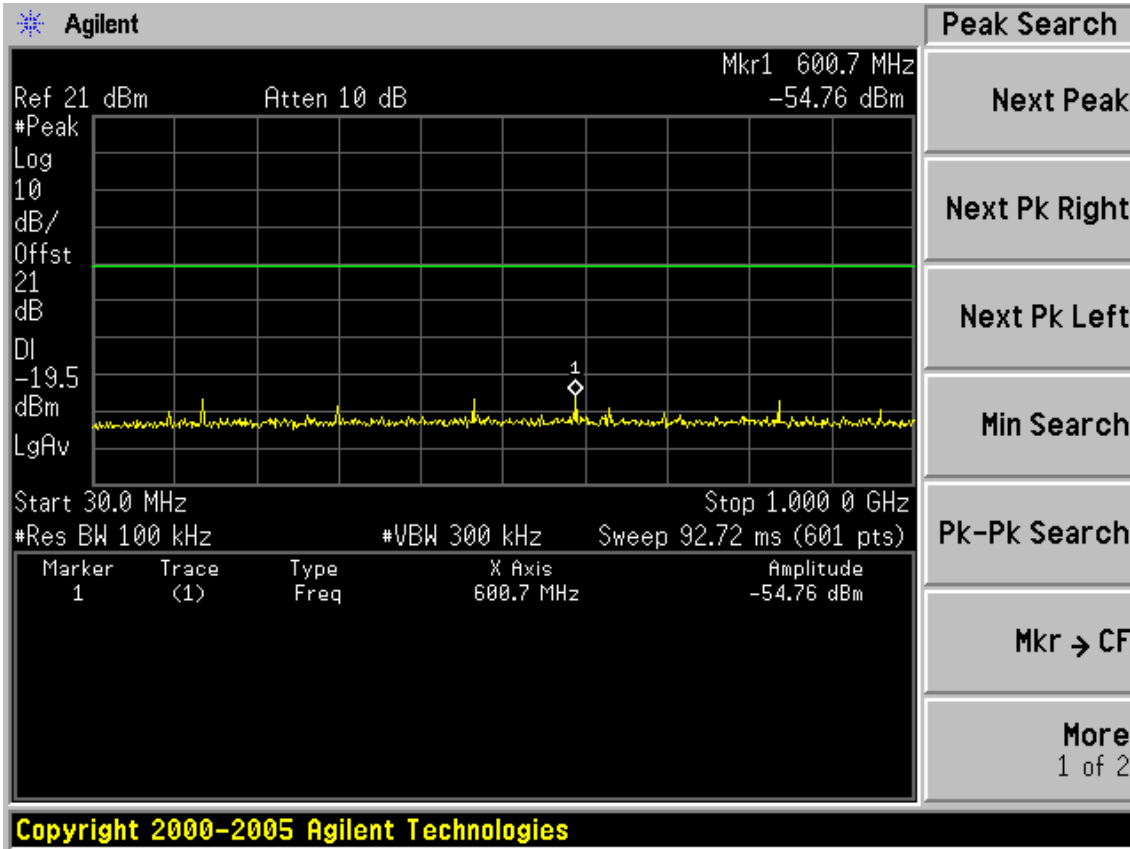


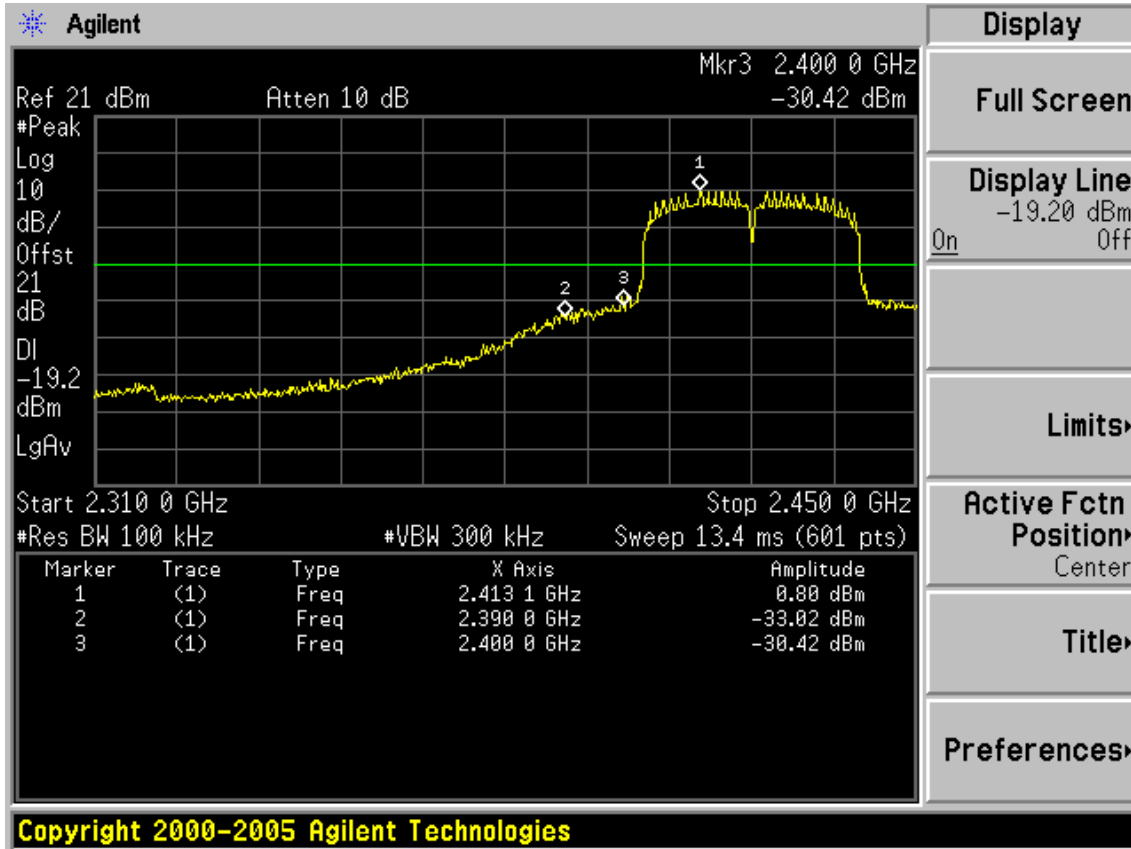




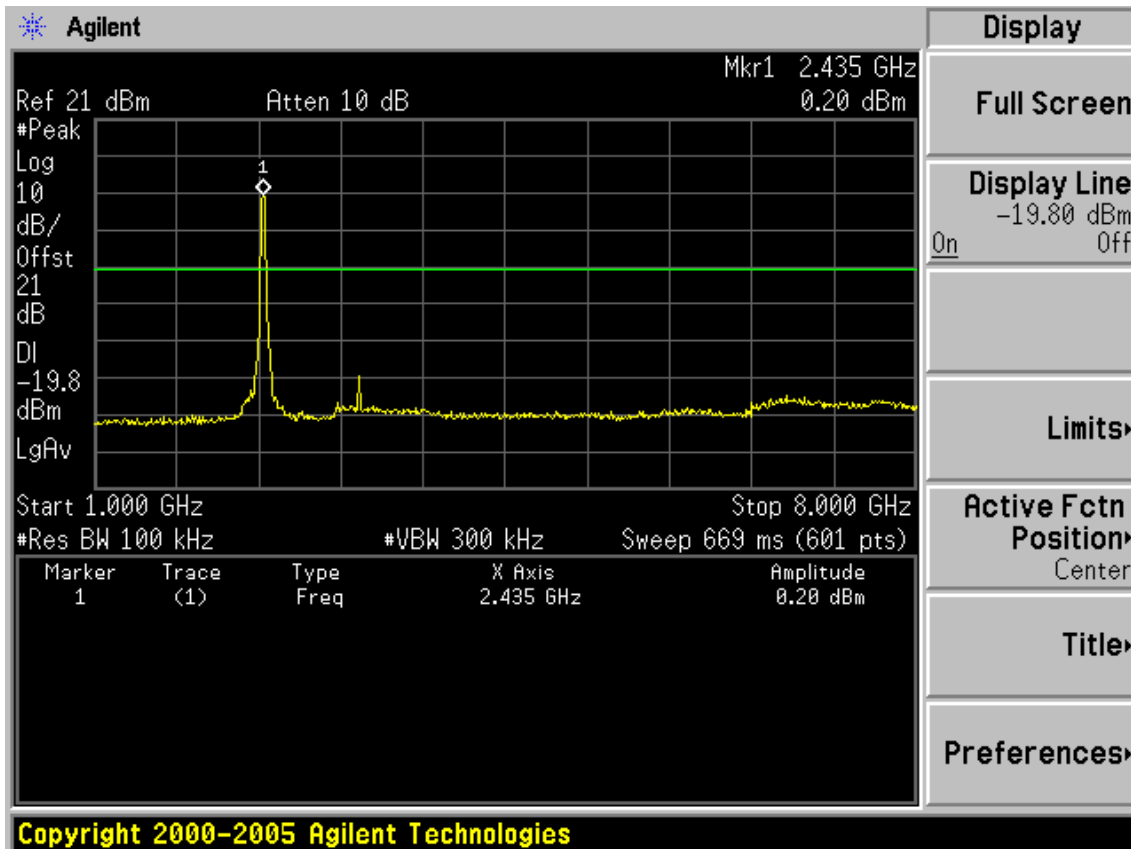
Test Mode: IEEE 802.11n HT40 TX
Test CH1: 2422MHz

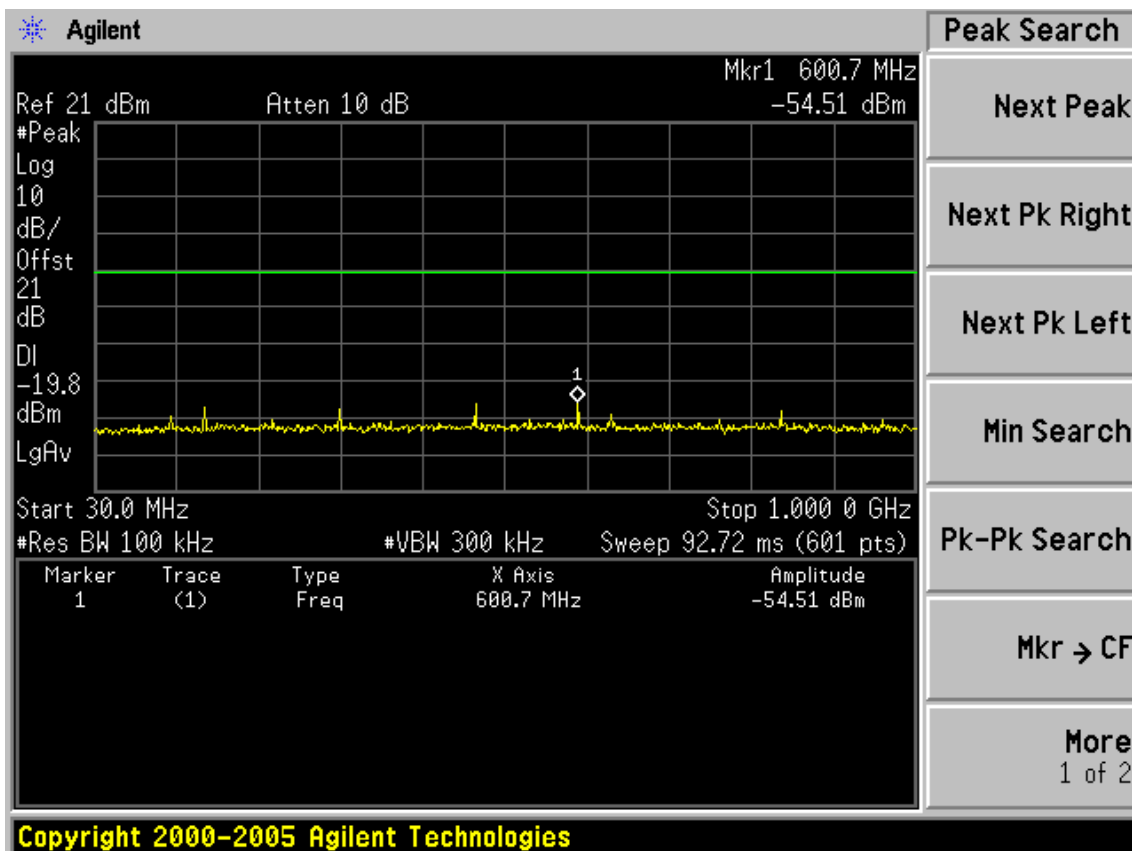
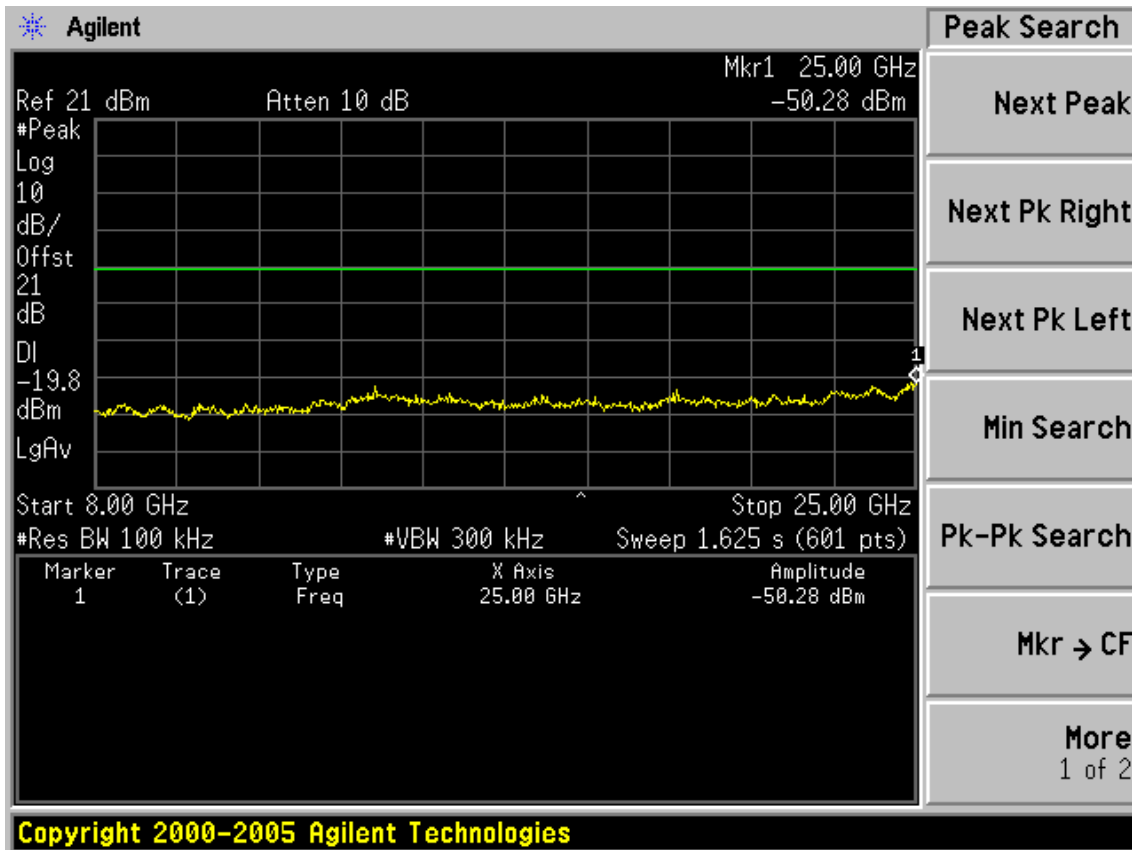




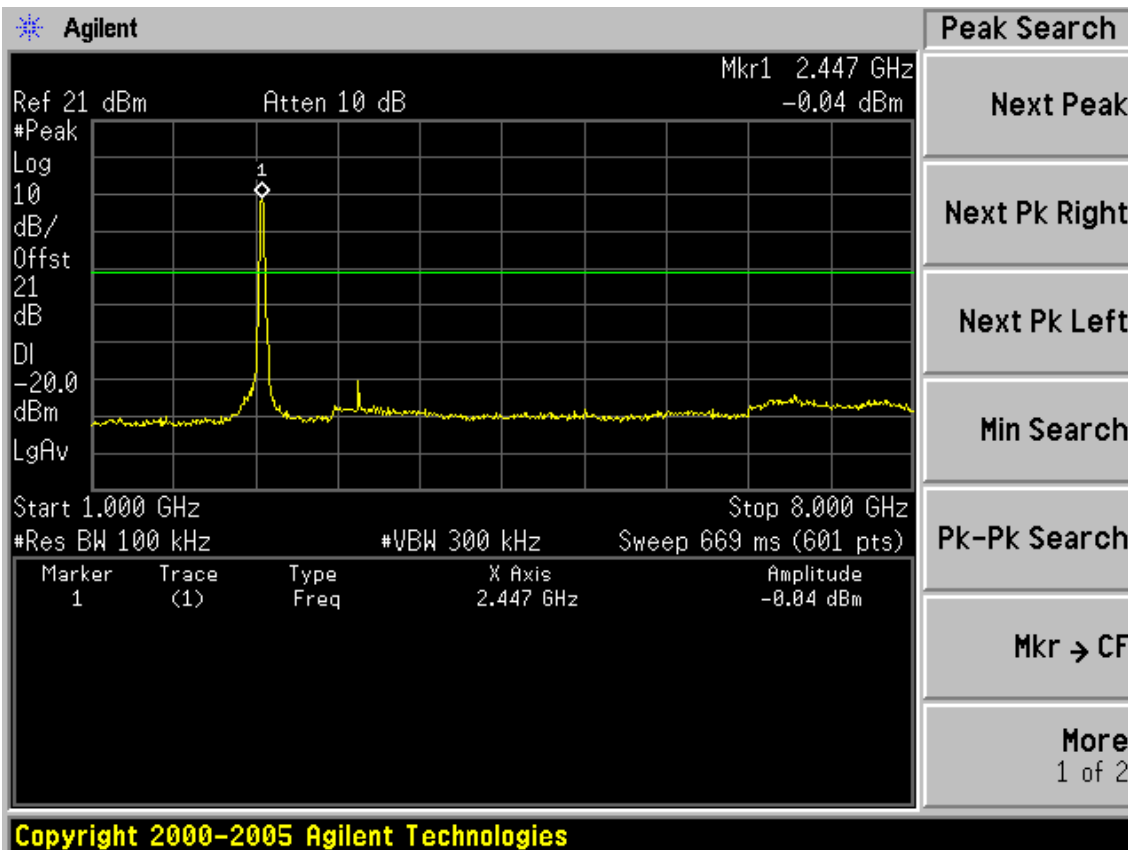
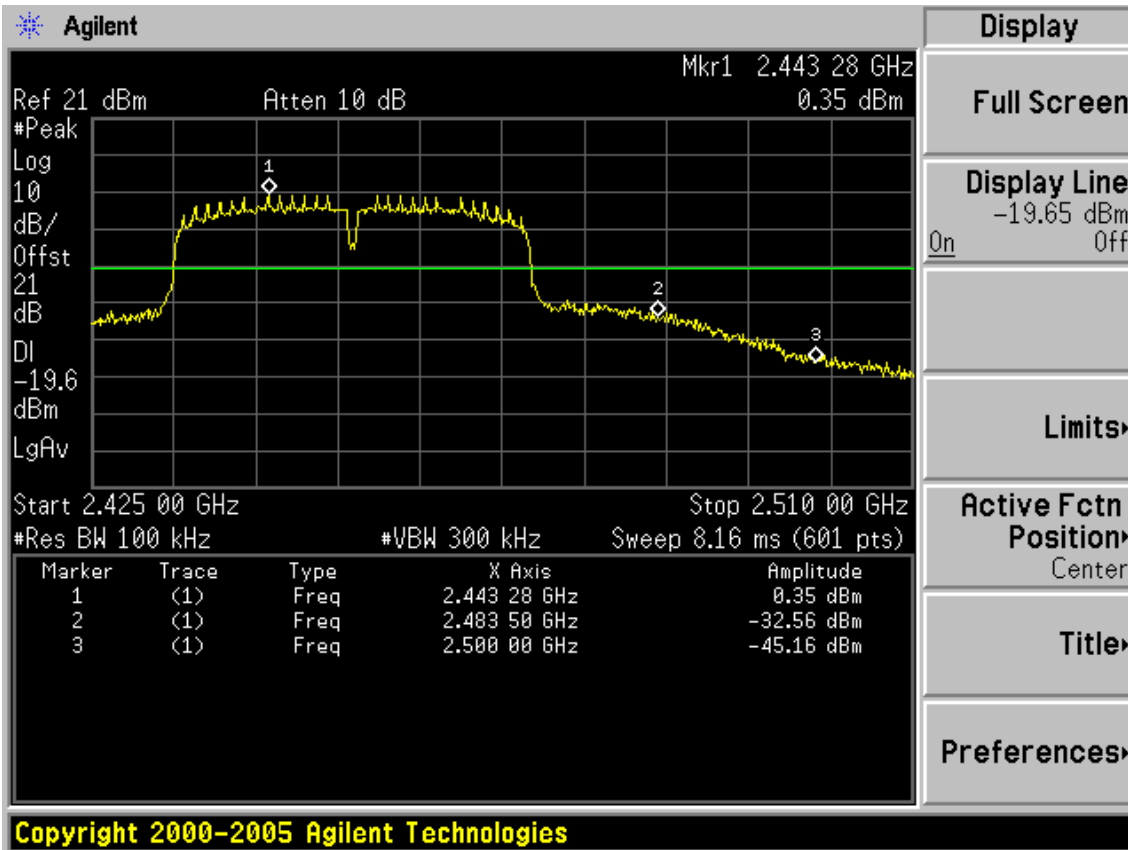


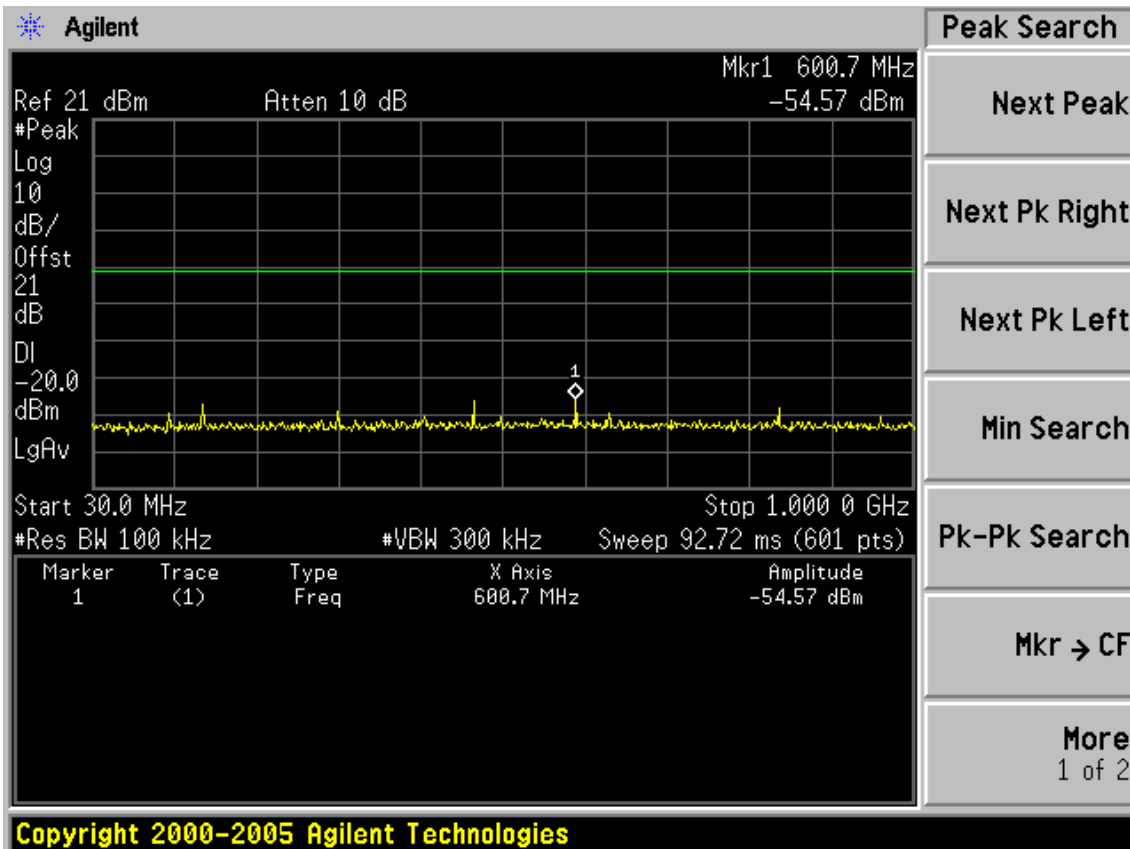
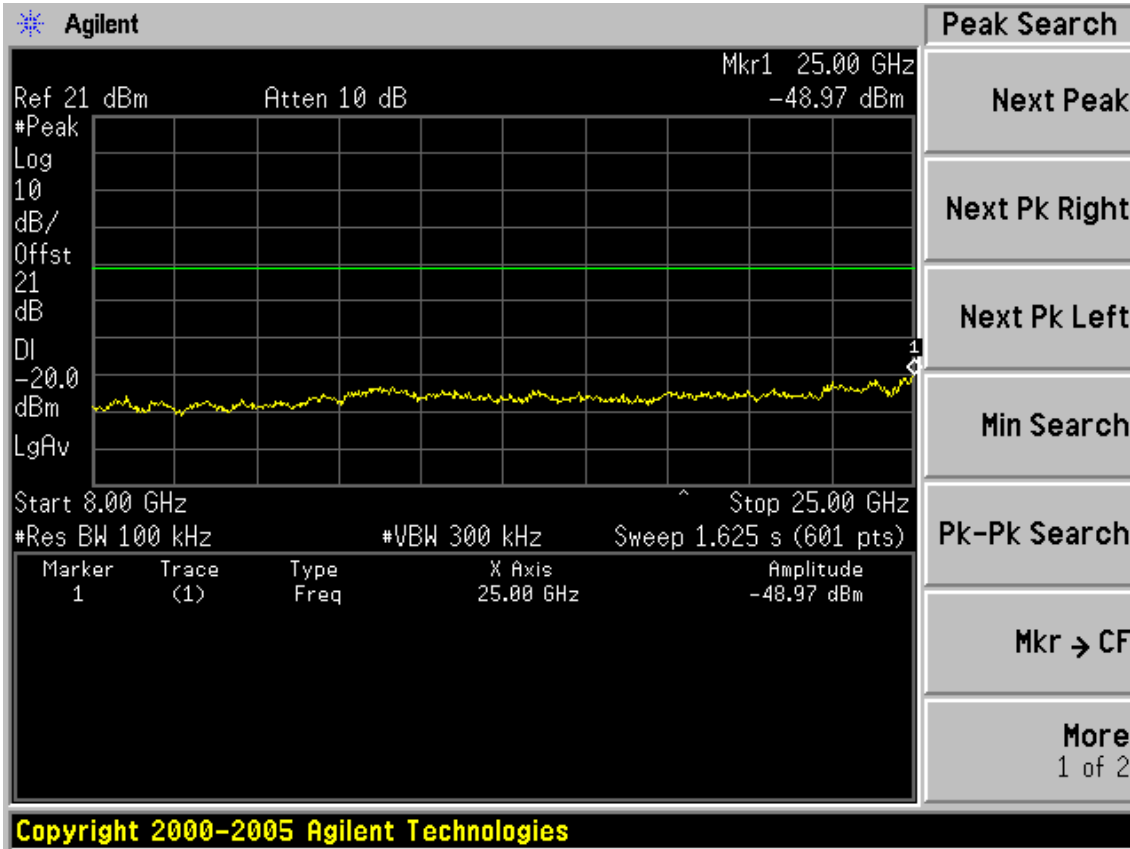
Test CH4: 2437MHz





Test CH7: 2452MHz





6. BAND EDGE COMPLIANCE TEST

6.1. Test Equipment

Item	Equipment	Manufacturer	Model No.	Serial No.	Last Cal.	Cal. Interval
1.	Spectrum	Agilent	E4446A	US44300459	May.08, 12	1 Year
2.	Amp	HP	8449B	3008A08495	May.08, 12	1 Year
3.	Antenna	EMCO	3115	9510-4580	May.08, 12	1Year
4.	HF Cable	Hubersuhne	Sucoflex104	-	May.08, 12	1 Year

6.2. Limit

All the lower and upper band-edges emissions appearing within 2310MHz to 2390MHz and 2483.5MHz to 2500MHz restricted frequency bands shall not exceed the limits shown in 15.209, all the other emissions outside operation frequency band 2400MHz to 2483.5MHz shall be at least 20dB below the fundamental emissions, or comply with 15.209 limits.

6.3. Test Produce

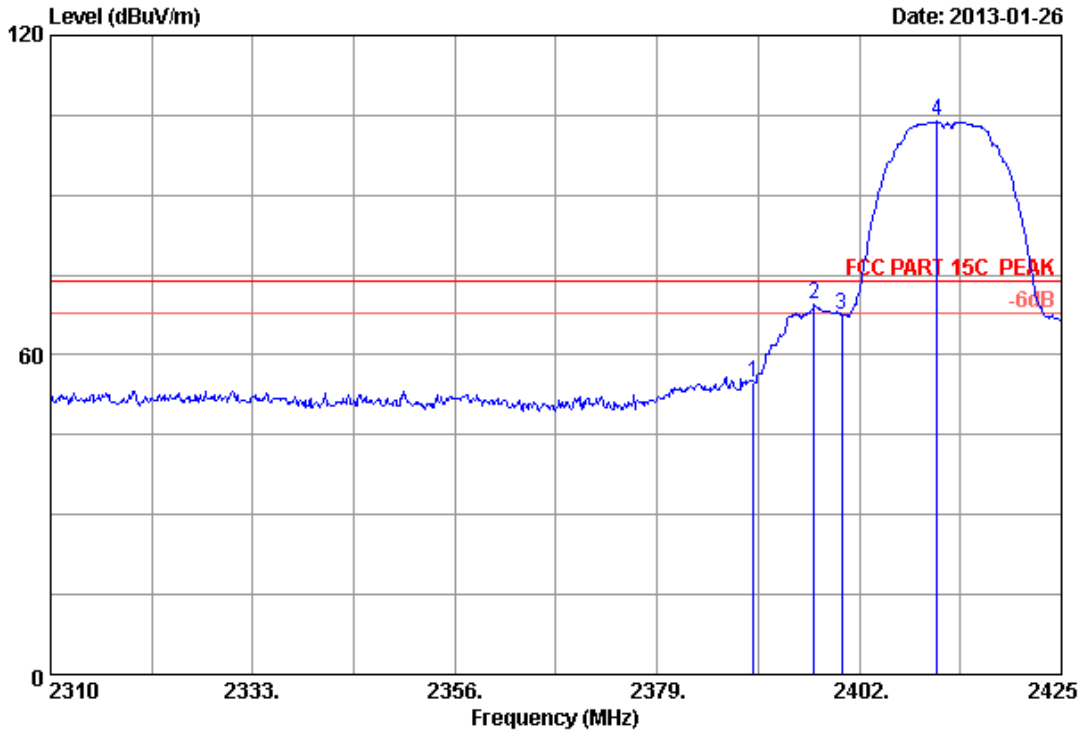
1. The EUT is placed on a turntable, which is 0.8m above the ground plane and worked at highest radiated power.
2. The turntable was rotated for 360 degrees to determine the position of maximum emission level.
3. EUT is set 3m away from the receiving antenna, which is varied from 1m to 4m to find out the highest emission.
4. Set the spectrum analyzer in the following setting in order to capture the lower and upper band-edges of the emission:
 - (a) PEAK: RBW=1MHz; VBW=3MHz; Sweep=AUTO
 - (b) AVERAGE: RBW=1MHz; VBW=10Hz; Sweep=AUTO

6.4. Test Results

Pass (The testing data was attached in the next pages.)

SSR-00193-01 1.8dBi

Data: 3 File: G:\2013 report\PI\Proware\ACS13Q0030.EM6 (104) Date: 2013-01-26

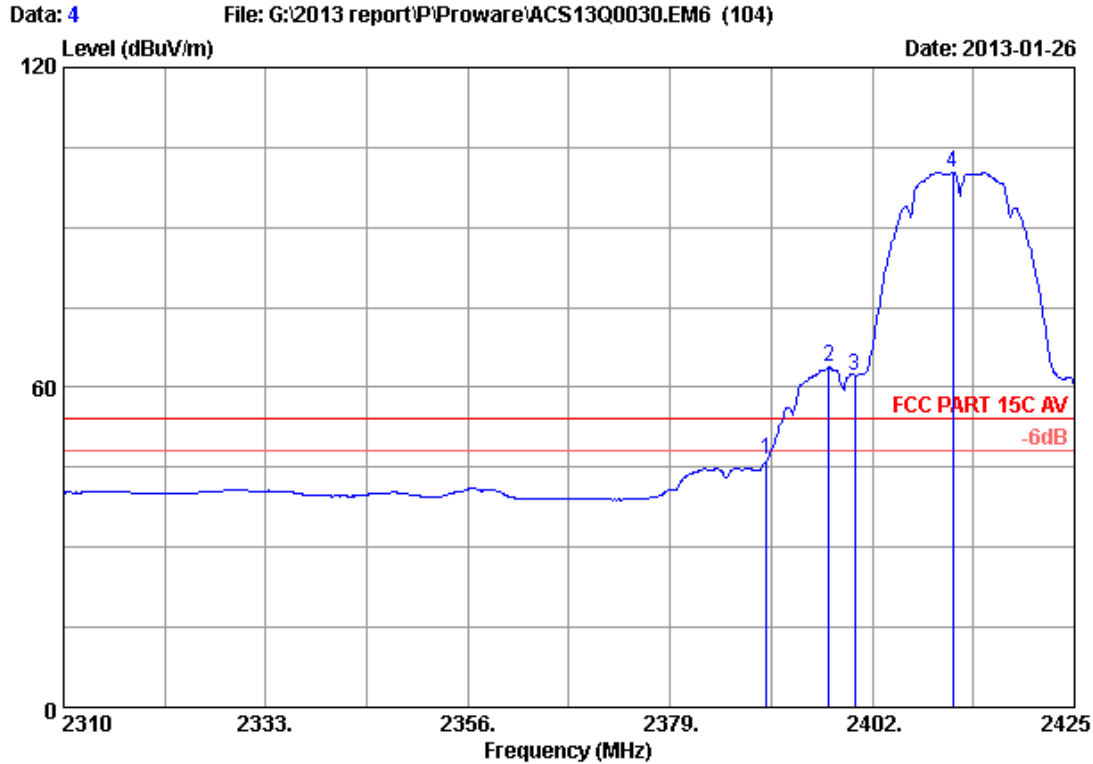


Site no. : 3m Chamber Data no. : 3
 Dis. / Ant. : 3m 2011 3115 4580 Ant. pol. : HORIZONTAL
 Limit : FCC PART 15C PEAK
 Env. / Ins. : 24.2*C/56% Engineer : Leo-Li
 EUT : 150Mbps Wireless N USB Module
 Power supply : DC 5V From PC Input AC 120V/60Hz
 Test mode : IEEE802.11b CH1 2412MHz Tx
 M/N : PW-MN427_56I
 :

	Freq. (MHz)	Ant. Factor (dB/m)	Cable loss (dB)	Amp. Factor (dB)	Reading (dBuV)	Emission Level (dBuV/m)	Limits (dBuV/m)	Margin (dB)	Remark
1	2390.000	27.96	6.01	34.44	55.45	54.98	74.00	19.02	Peak
2	2396.825	27.96	6.01	34.44	69.86	69.39	74.00	4.61	Peak
3	2400.000	27.96	6.01	34.44	68.03	67.56	74.00	6.44	Peak
4	2410.855	27.98	6.03	34.44	104.23	103.80	74.00	-29.80	Peak

Remarks:

1. Emission Level= Antenna Factor + Cable Loss -Amp Factor + Reading.
2. The emission levels that are 20dB below the official limit are not reported.

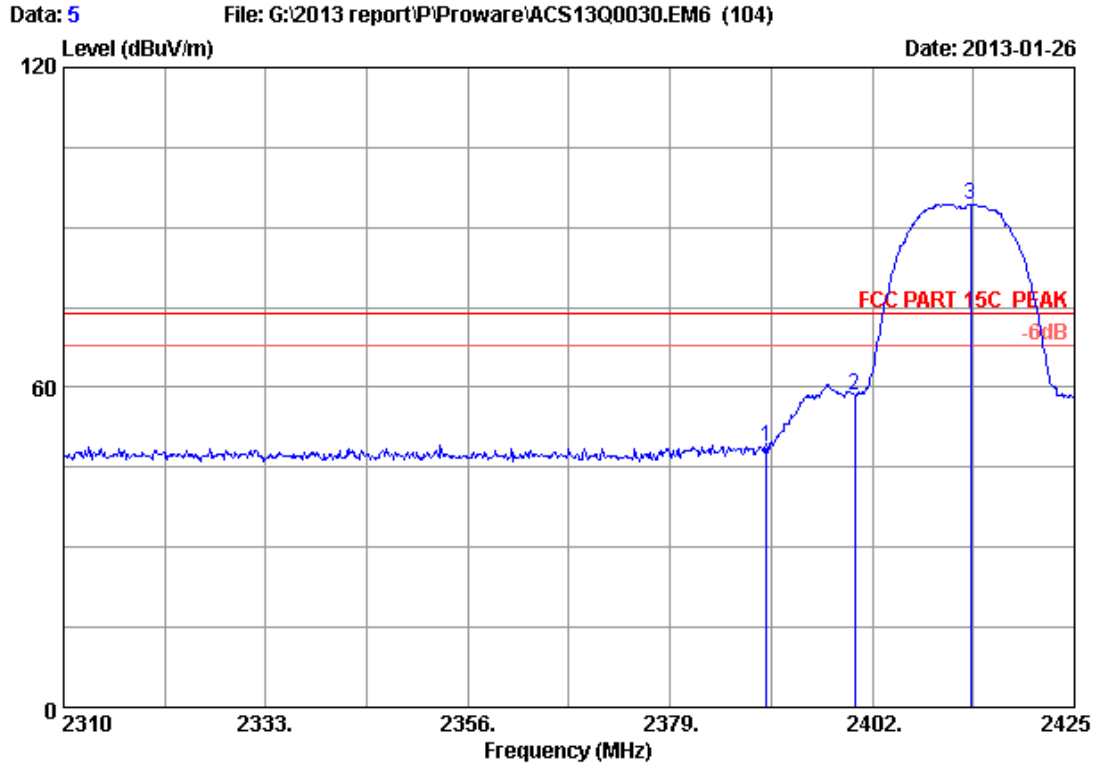


Site no. : 3m Chamber Data no. : 4
 Dis. / Ant. : 3m 2011 3115 4580 Ant. pol. : HORIZONTAL
 Limit : FCC PART 15C AV
 Env. / Ins. : 24.2*C/56% Engineer : Leo-Li
 EUT : 150Mbps Wireless N USB Module
 Power supply : DC 5V From PC Input AC 120V/60Hz
 Test mode : IEEE802.11b CH1 2412MHz Tx
 M/N : PW-MN427_56I
 :

	Ant. Factor	Cable loss	Amp. Factor	Reading	Emission Level	Limits	Margin	Remark
1	27.96	6.01	34.44	46.80	46.33	54.00	7.67	Average
2	27.96	6.01	34.44	64.17	63.70	54.00	-9.70	Average
3	27.96	6.01	34.44	62.58	62.11	54.00	-8.11	Average
4	27.98	6.03	34.44	100.80	100.37	54.00	-46.37	Average

Remarks:

1. Emission Level= Antenna Factor + Cable Loss -Amp Factor + Reading.
2. The emission levels that are 20dB below the official limit are not reported.



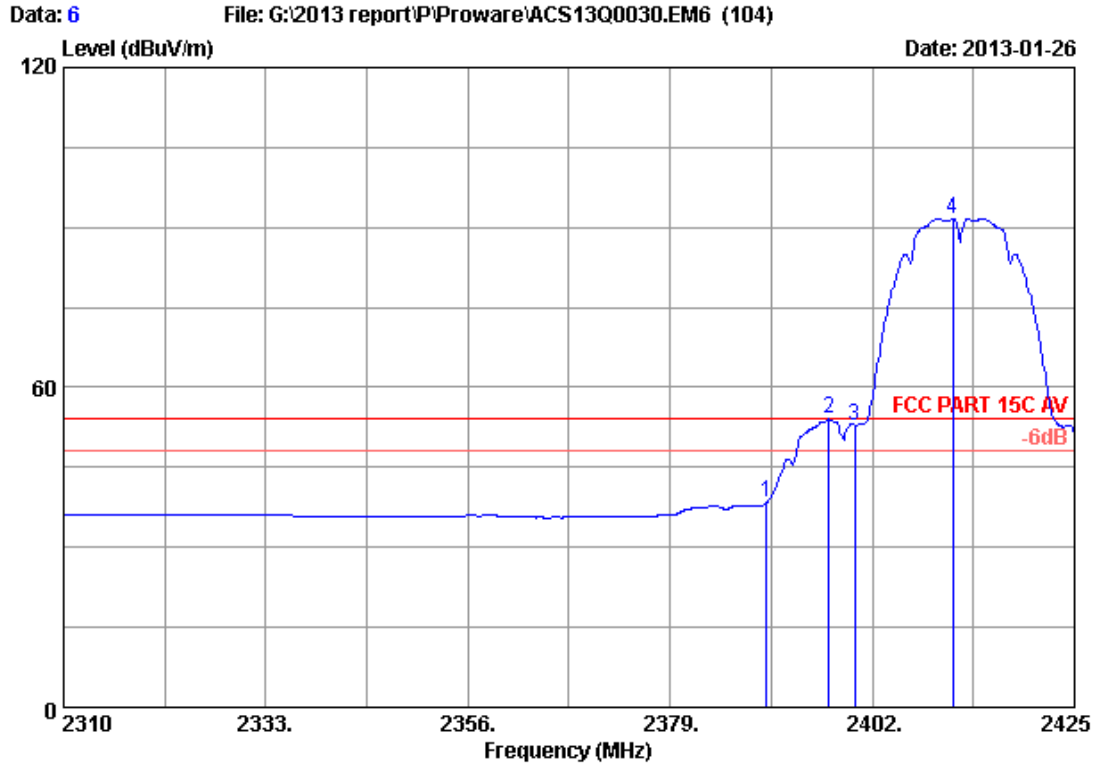
```

Site no.      : 3m Chamber           Data no.   : 5
Dis. / Ant.  : 3m 2011 3115 4580    Ant. pol.  : VERTICAL
Limit        : FCC PART 15C PEAK
Env. / Ins.  : 24.2*C/56%          Engineer   : Leo-Li
EUT          : 150Mbps Wireless N USB Module
Power supply : DC 5V From PC Input AC 120V/60Hz
Test mode    : IEEE802.11b CH1 2412MHz Tx
M/N         : PW-MN427_56I
    
```

	Ant. Factor	Cable loss	Amp. Factor	Reading	Emission Level	Limits	Margin	Remark
Freq. (MHz)	(dB/m)	(dB)	(dB)	(dBuV)	(dBuV/m)	(dBuV/m)	(dB)	
1 2390.000	27.96	6.01	34.44	49.12	48.65	74.00	25.35	Peak
2 2400.000	27.96	6.01	34.44	58.87	58.40	74.00	15.60	Peak
3 2413.155	27.98	6.03	34.44	94.75	94.32	74.00	-20.32	Peak

Remarks:

1. Emission Level= Antenna Factor + Cable Loss -Amp Factor + Reading.
2. The emission levels that are 20dB below the official limit are not reported.

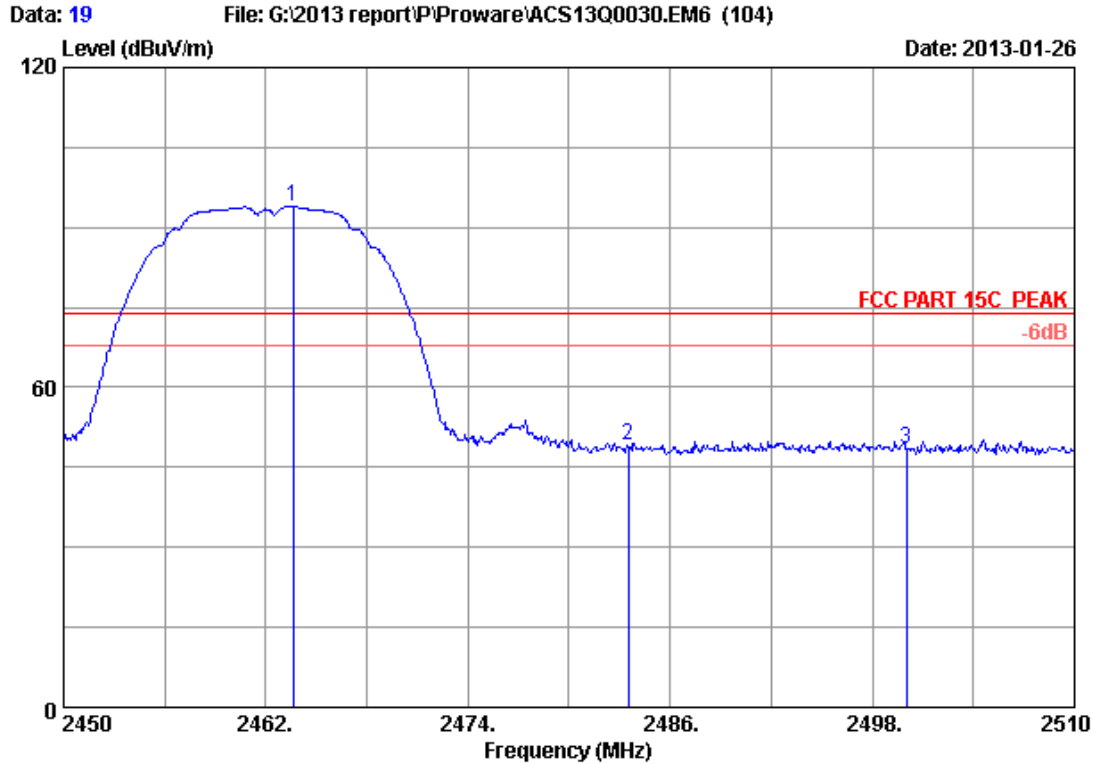


Site no. : 3m Chamber Data no. : 6
 Dis. / Ant. : 3m 2011 3115 4580 Ant. pol. : VERTICAL
 Limit : FCC PART 15C AV
 Env. / Ins. : 24.2*C/56% Engineer : Leo-Li
 EUT : 150Mbps Wireless N USB Module
 Power supply : DC 5V From PC Input AC 120V/60Hz
 Test mode : IEEE802.11b CH1 2412MHz Tx
 M/N : PW-MN427_56I
 :

	Freq. (MHz)	Ant. Factor (dB/m)	Cable loss (dB)	Amp. Factor (dB)	Reading (dBUV)	Emission Level (dBUV/m)	Limits (dBUV/m)	Margin (dB)	Remark
1	2390.000	27.96	6.01	34.44	38.90	38.43	54.00	15.57	Average
2	2397.055	27.96	6.01	34.44	54.48	54.01	54.00	-0.01	Average
3	2400.000	27.96	6.01	34.44	53.25	52.78	54.00	1.22	Average
4	2411.200	27.98	6.03	34.44	92.11	91.68	54.00	-37.68	Average

Remarks:

1. Emission Level= Antenna Factor + Cable Loss -Amp Factor + Reading.
2. The emission levels that are 20dB below the official limit are not reported.



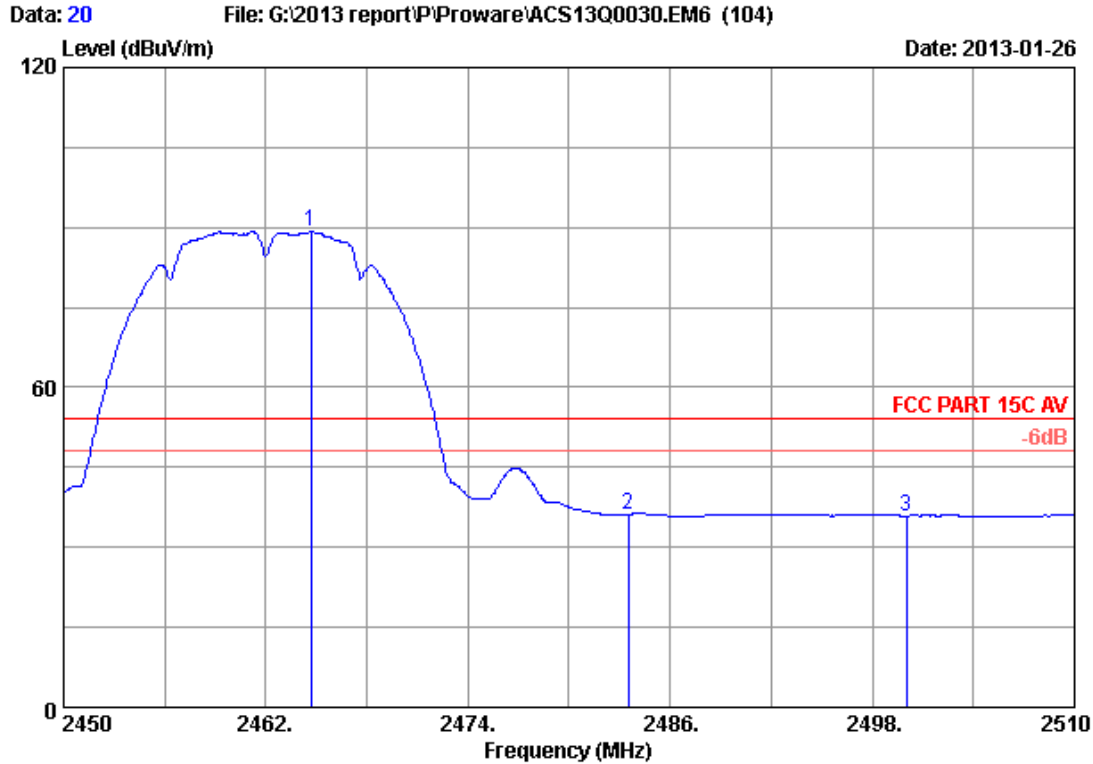
```

Site no.      : 3m Chamber           Data no.   : 19
Dis. / Ant.  : 3m 2011 3115 4580    Ant. pol.  : VERTICAL
Limit        : FCC PART 15C PEAK
Env. / Ins.  : 24.2*C/56%           Engineer   : Leo-Li
EUT         : 150Mbps Wireless N USB Module
Power supply : DC 5V From PC Input AC 120V/60Hz
Test mode    : IEEE802.11b CH11 2462MHz Tx
M/N         : PW-MN427_56I
    
```

	Freq. (MHz)	Ant. Factor (dB/m)	Cable loss (dB)	Amp. Factor (dB)	Reading (dBUV)	Emission Level (dBUV/m)	Limits (dBUV/m)	Margin (dB)	Remark
1	2463.620	28.05	6.12	34.45	94.10	93.82	74.00	-19.82	Peak
2	2483.500	28.08	6.15	34.45	49.19	48.97	74.00	25.03	Peak
3	2500.000	28.10	6.18	34.45	48.61	48.44	74.00	25.56	Peak

Remarks:

1. Emission Level= Antenna Factor + Cable Loss -Amp Factor + Reading.
2. The emission levels that are 20dB below the official limit are not reported.

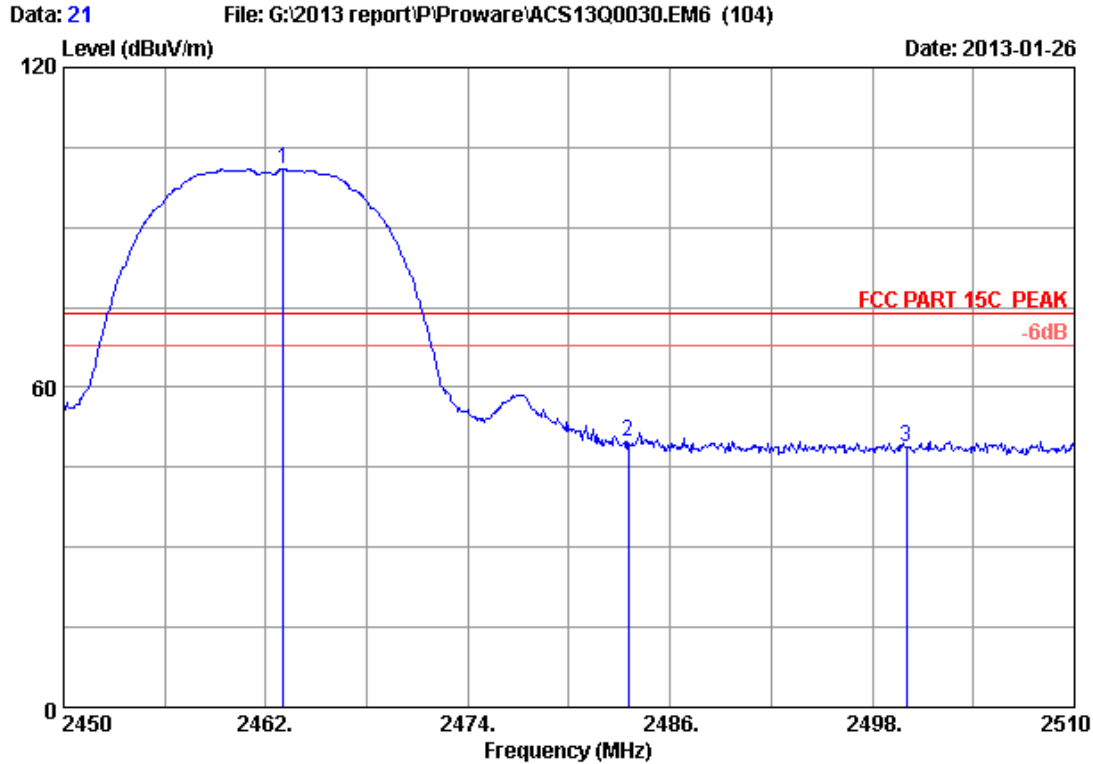


Site no. : 3m Chamber Data no. : 20
 Dis. / Ant. : 3m 2011 3115 4580 Ant. pol. : VERTICAL
 Limit : FCC PART 15C AV
 Env. / Ins. : 24.2*C/56% Engineer : Leo-Li
 EUT : 150Mbps Wireless N USB Module
 Power supply : DC 5V From PC Input AC 120V/60Hz
 Test mode : IEEE802.11b CH11 2462MHz Tx
 M/N : PW-MN427_56I
 :

	Freq. (MHz)	Ant. Factor (dB/m)	Cable loss (dB)	Amp. Factor (dB)	Reading (dBuV)	Emission Level (dBuV/m)	Limits (dBuV/m)	Margin (dB)	Remark
1	2464.700	28.05	6.12	34.45	89.44	89.16	54.00	-35.16	Average
2	2483.500	28.08	6.15	34.45	36.42	36.20	54.00	17.80	Average
3	2500.000	28.10	6.18	34.45	36.10	35.93	54.00	18.07	Average

Remarks:

1. Emission Level= Antenna Factor + Cable Loss -Amp Factor + Reading.
2. The emission levels that are 20dB below the official limit are not reported.



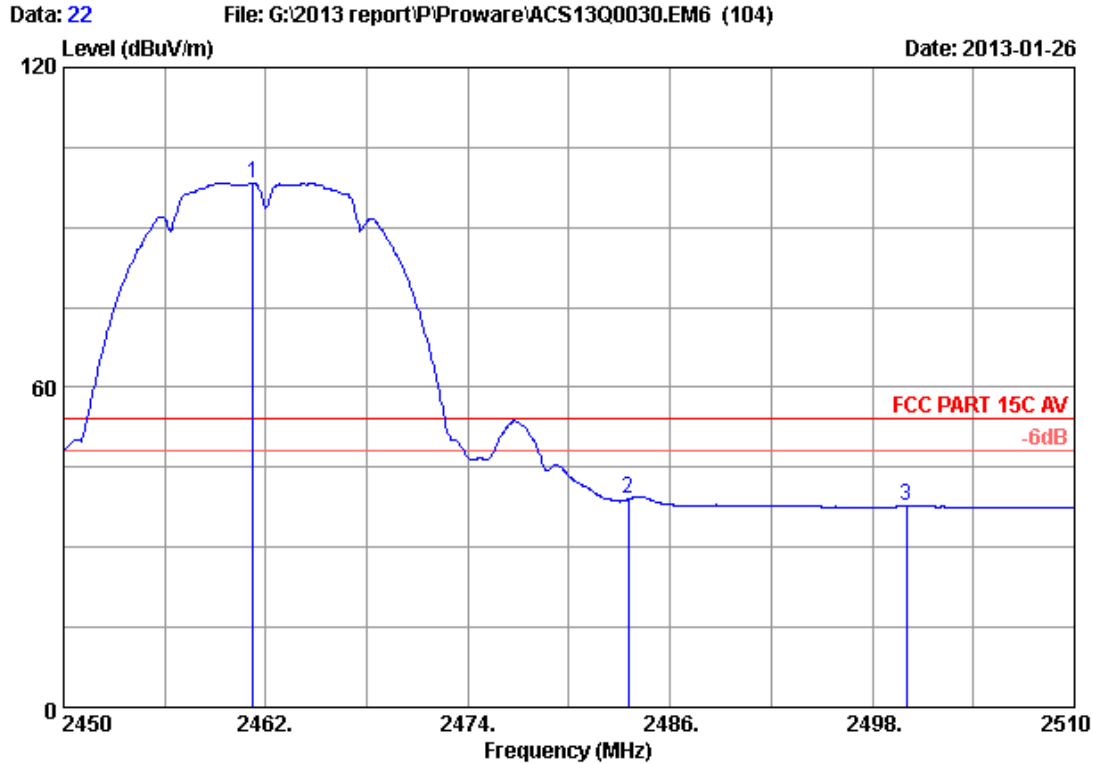
```

Site no.      : 3m Chamber           Data no.   : 21
Dis. / Ant.  : 3m 2011 3115 4580    Ant. pol.  : HORIZONTAL
Limit        : FCC PART 15C PEAK
Env. / Ins.  : 24.2*C/56%           Engineer   : Leo-Li
EUT          : 150Mbps Wireless N USB Module
Power supply : DC 5V From PC Input AC 120V/60Hz
Test mode    : IEEE802.11b CH11 2462MHz Tx
M/N         : PW-MN427_56I
    
```

	Freq. (MHz)	Ant. Factor (dB/m)	Cable loss (dB)	Amp. Factor (dB)	Reading (dBuV)	Emission Level (dBuV/m)	Limits (dBuV/m)	Margin (dB)	Remark
1	2463.020	28.05	6.12	34.45	101.17	100.89	74.00	-26.89	Peak
2	2483.500	28.08	6.15	34.45	50.18	49.96	74.00	24.04	Peak
3	2500.000	28.10	6.18	34.45	48.92	48.75	74.00	25.25	Peak

Remarks:

1. Emission Level= Antenna Factor + Cable Loss -Amp Factor + Reading.
2. The emission levels that are 20dB below the official limit are not reported.

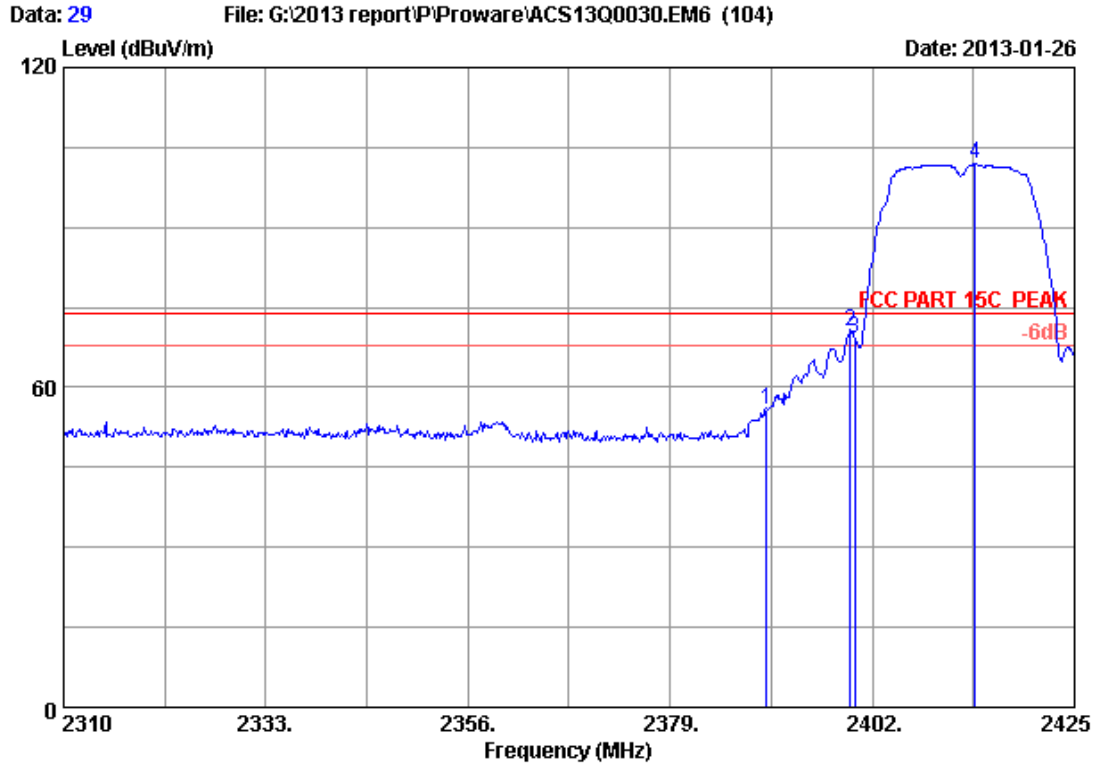


Site no. : 3m Chamber Data no. : 22
 Dis. / Ant. : 3m 2011 3115 4580 Ant. pol. : HORIZONTAL
 Limit : FCC PART 15C AV
 Env. / Ins. : 24.2*C/56% Engineer : Leo-Li
 EUT : 150Mbps Wireless N USB Module
 Power supply : DC 5V From PC Input AC 120V/60Hz
 Test mode : IEEE802.11b CH11 2462MHz Tx
 M/N : PW-MN427_56I
 :

	Freq. (MHz)	Ant. Factor (dB/m)	Cable loss (dB)	Amp. Factor (dB)	Reading (dBUV)	Emission Level (dBUV/m)	Limits (dBUV/m)	Margin (dB)	Remark
1	2461.220	28.05	6.12	34.44	98.60	98.33	54.00	-44.33	Average
2	2483.500	28.08	6.15	34.45	39.24	39.02	54.00	14.98	Average
3	2500.000	28.10	6.18	34.45	37.85	37.68	54.00	16.32	Average

Remarks:

1. Emission Level= Antenna Factor + Cable Loss -Amp Factor + Reading.
2. The emission levels that are 20dB below the official limit are not reported.

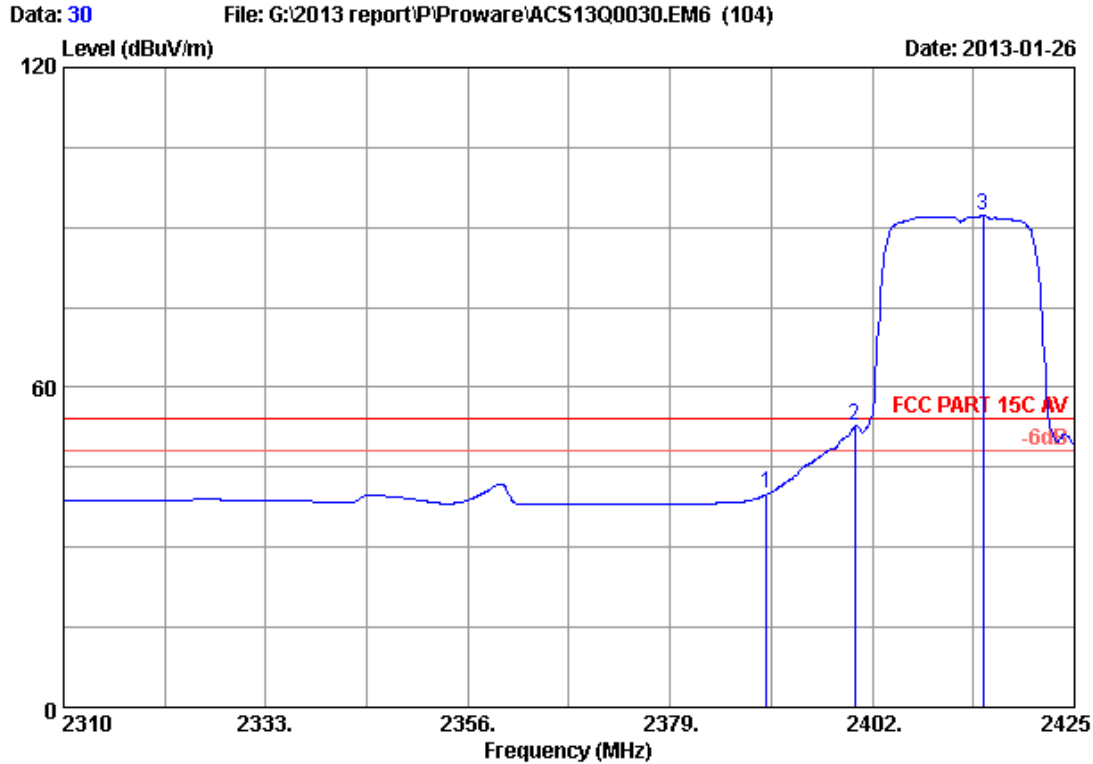


Site no. : 3m Chamber Data no. : 29
 Dis. / Ant. : 3m 2011 3115 4580 Ant. pol. : HORIZONTAL
 Limit : FCC PART 15C PEAK
 Env. / Ins. : 24.2*C/56% Engineer : Leo-Li
 EUT : 150Mbps Wireless N USB Module
 Power supply : DC 5V From PC Input AC 120V/60Hz
 Test mode : IEEE802.11g CH1 2412MHz Tx
 M/N : PW-MN427_56I
 :

	Freq. (MHz)	Ant. Factor (dB/m)	Cable loss (dB)	Amp. Factor (dB)	Reading (dBUV)	Emission Level (dBUV/m)	Limits (dBUV/m)	Margin (dB)	Remark
1	2390.000	27.96	6.01	34.44	56.43	55.96	74.00	18.04	Peak
2	2399.470	27.96	6.01	34.44	70.96	70.49	74.00	3.51	Peak
3	2400.000	27.96	6.01	34.44	69.60	69.13	74.00	4.87	Peak
4	2413.730	27.98	6.03	34.44	102.23	101.80	74.00	-27.80	Peak

Remarks:

1. Emission Level= Antenna Factor + Cable Loss -Amp Factor + Reading.
2. The emission levels that are 20dB below the official limit are not reported.

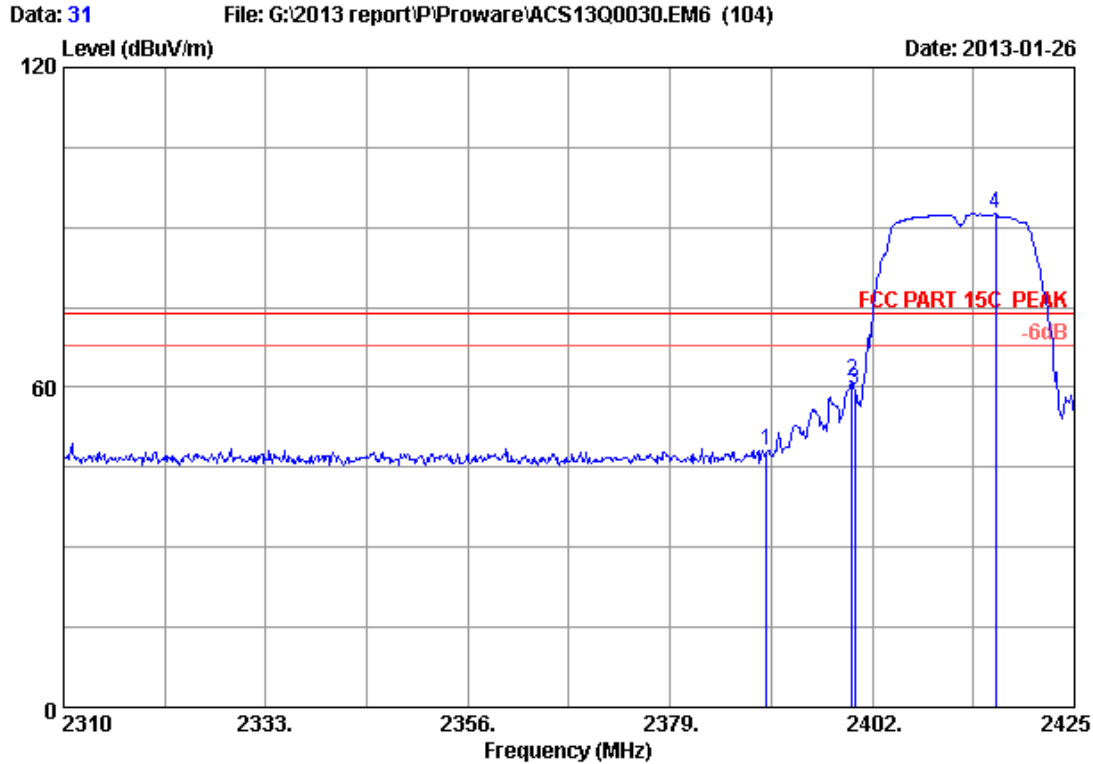


Site no. : 3m Chamber Data no. : 30
 Dis. / Ant. : 3m 2011 3115 4580 Ant. pol. : HORIZONTAL
 Limit : FCC PART 15C AV
 Env. / Ins. : 24.2*C/56% Engineer : Leo-Li
 EUT : 150Mbps Wireless N USB Module
 Power supply : DC 5V From PC Input AC 120V/60Hz
 Test mode : IEEE802.11g CH1 2412MHz Tx
 M/N : PW-MN427_56I
 :

	Ant. Factor	Cable loss	Amp. Factor	Reading	Emission Level	Limits	Margin	Remark
Freq. (MHz)	(dB/m)	(dB)	(dB)	(dBuV)	(dBuV/m)	(dBuV/m)	(dB)	
1 2390.000	27.96	6.01	34.44	40.43	39.96	54.00	14.04	Average
2 2400.000	27.96	6.01	34.44	53.12	52.65	54.00	1.35	Average
3 2414.650	27.98	6.03	34.44	92.57	92.14	54.00	-38.14	Average

Remarks:

1. Emission Level= Antenna Factor + Cable Loss -Amp Factor + Reading.
2. The emission levels that are 20dB below the official limit are not reported.

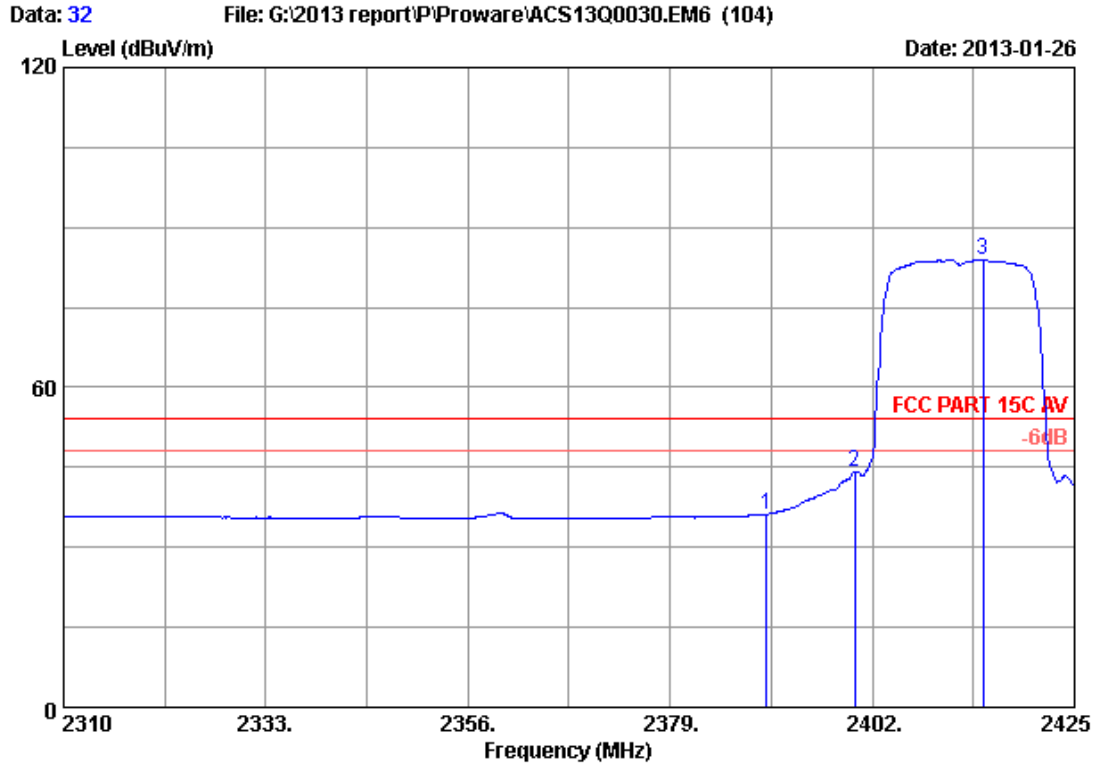


Site no. : 3m Chamber Data no. : 31
 Dis. / Ant. : 3m 2011 3115 4580 Ant. pol. : VERTICAL
 Limit : FCC PART 15C PEAK
 Env. / Ins. : 24.2*C/56% Engineer : Leo-Li
 EUT : 150Mbps Wireless N USB Module
 Power supply : DC 5V From PC Input AC 120V/60Hz
 Test mode : IEEE802.11g CH1 2412MHz Tx
 M/N : PW-MN427_56I
 :

	Freq. (MHz)	Ant. Factor (dB/m)	Cable loss (dB)	Amp. Factor (dB)	Reading (dBuV)	Emission Level (dBuV/m)	Limits (dBuV/m)	Margin (dB)	Remark
1	2390.000	27.96	6.01	34.44	48.48	48.01	74.00	25.99	Peak
2	2399.700	27.96	6.01	34.44	61.81	61.34	74.00	12.66	Peak
3	2400.000	27.96	6.01	34.44	59.87	59.40	74.00	14.60	Peak
4	2416.030	27.98	6.03	34.44	93.02	92.59	74.00	-18.59	Peak

Remarks:

1. Emission Level= Antenna Factor + Cable Loss -Amp Factor + Reading.
2. The emission levels that are 20dB below the official limit are not reported.

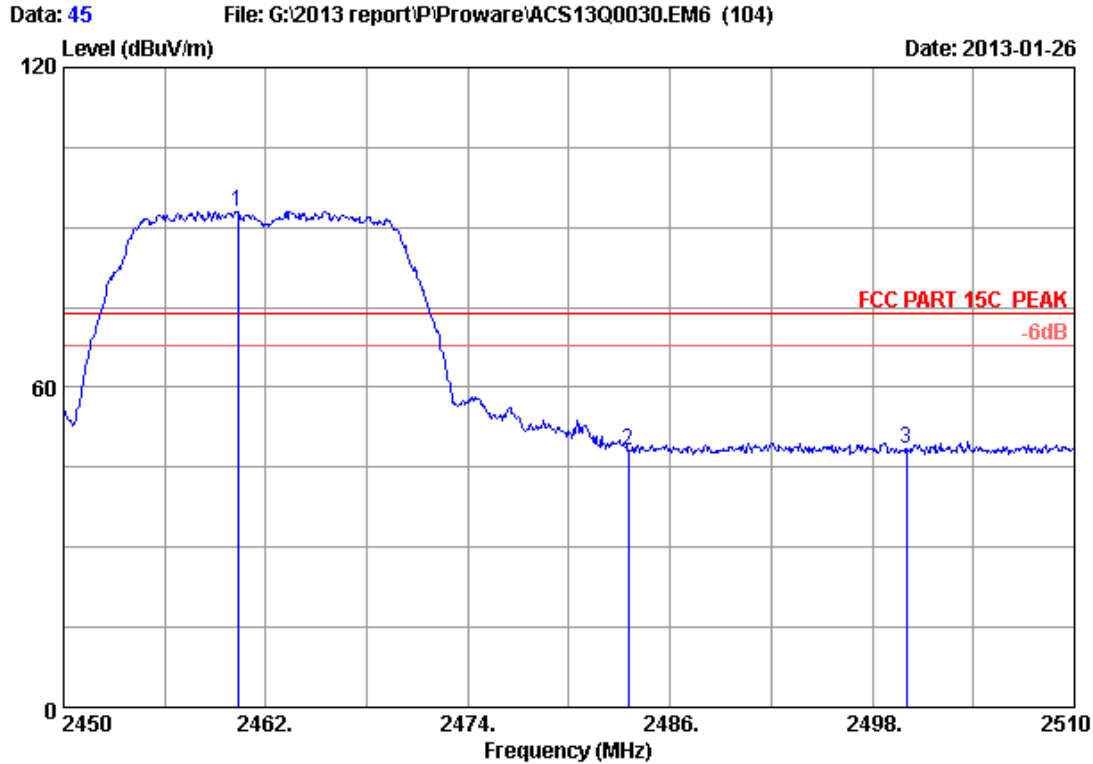


Site no. : 3m Chamber Data no. : 32
 Dis. / Ant. : 3m 2011 3115 4580 Ant. pol. : VERTICAL
 Limit : FCC PART 15C AV
 Env. / Ins. : 24.2*C/56% Engineer : Leo-Li
 EUT : 150Mbps Wireless N USB Module
 Power supply : DC 5V From PC Input AC 120V/60Hz
 Test mode : IEEE802.11g CH1 2412MHz Tx
 M/N : PW-MN427_56I
 :

	Ant. Factor (dB/m)	Cable loss (dB)	Amp. Factor (dB)	Reading (dBUV)	Emission Level (dBUV/m)	Limits (dBUV/m)	Margin (dB)	Remark
1	27.96	6.01	34.44	36.71	36.24	54.00	17.76	Average
2	27.96	6.01	34.44	44.74	44.27	54.00	9.73	Average
3	27.98	6.03	34.44	84.43	84.00	54.00	-30.00	Average

Remarks:

1. Emission Level= Antenna Factor + Cable Loss -Amp Factor + Reading.
2. The emission levels that are 20dB below the official limit are not reported.

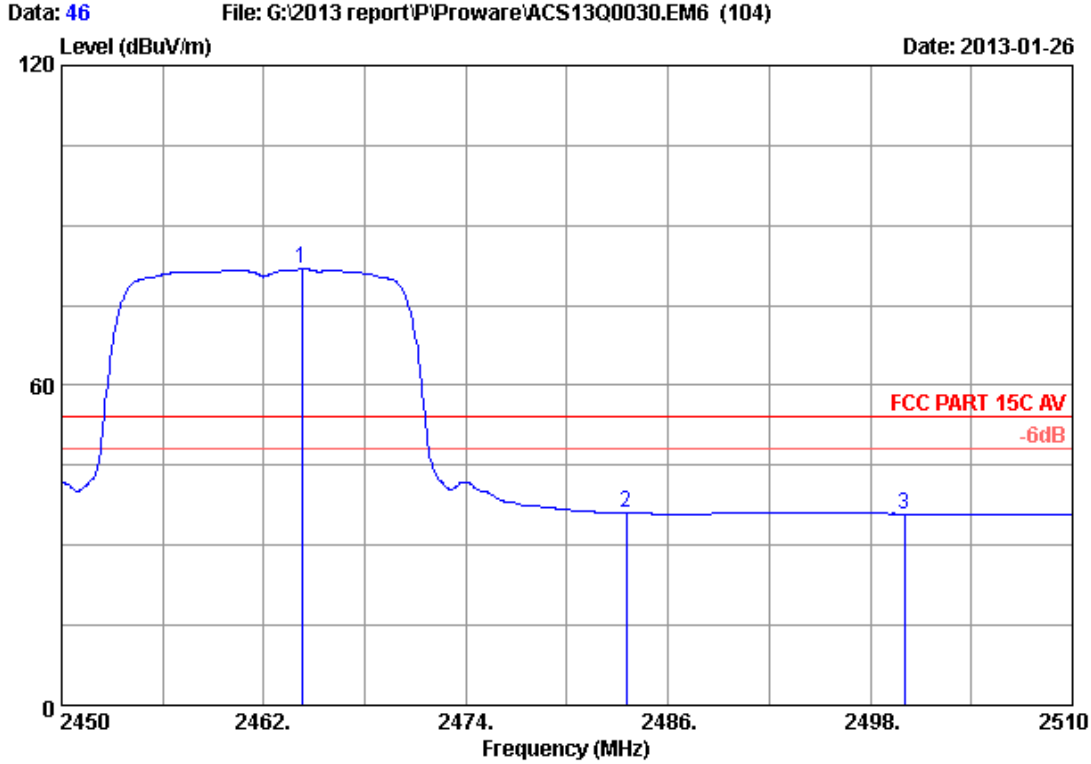


Site no. : 3m Chamber Data no. : 45
 Dis. / Ant. : 3m 2011 3115 4580 Ant. pol. : VERTICAL
 Limit : FCC PART 15C PEAK
 Env. / Ins. : 24.2*C/56% Engineer : Leo-Li
 EUT : 150Mbps Wireless N USB Module
 Power supply : DC 5V From PC Input AC 120V/60Hz
 Test mode : IEEE802.11g CH11 2462MHz Tx
 M/N : PW-MN427_56I
 :

	Freq. (MHz)	Ant. Factor (dB/m)	Cable loss (dB)	Amp. Factor (dB)	Reading (dBuV)	Emission Level (dBuV/m)	Limits (dBuV/m)	Margin (dB)	Remark
1	2460.320	28.05	6.12	34.44	93.26	92.99	74.00	-18.99	Peak
2	2483.500	28.08	6.15	34.45	48.34	48.12	74.00	25.88	Peak
3	2500.000	28.10	6.18	34.45	48.68	48.51	74.00	25.49	Peak

Remarks:

1. Emission Level= Antenna Factor + Cable Loss -Amp Factor + Reading.
2. The emission levels that are 20dB below the official limit are not reported.

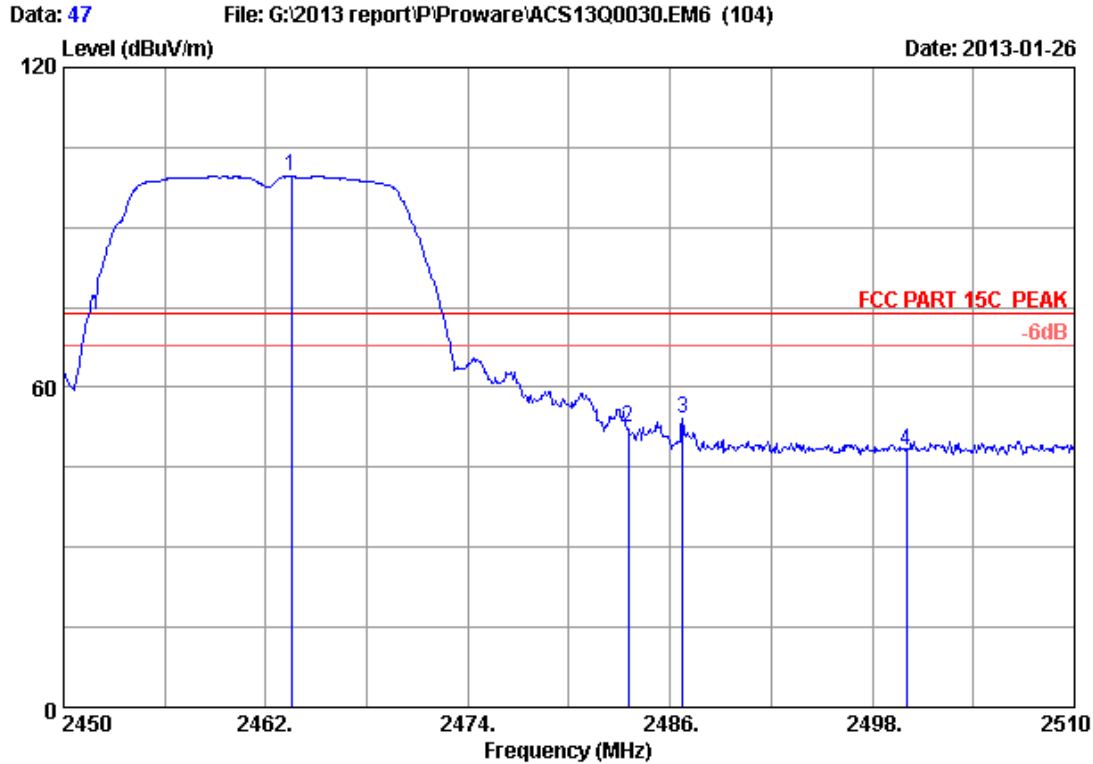


Site no. : 3m Chamber Data no. : 46
 Dis. / Ant. : 3m 2011 3115 4580 Ant. pol. : VERTICAL
 Limit : FCC PART 15C AV
 Env. / Ins. : 24.2*C/56% Engineer : Leo-Li
 EUT : 150Mbps Wireless N USB Module
 Power supply : DC 5V From PC Input AC 120V/60Hz
 Test mode : IEEE802.11g CH11 2462MHz Tx
 M/N : PW-MN427_56I
 :

	Freq. (MHz)	Ant. Factor (dB/m)	Cable loss (dB)	Amp. Factor (dB)	Reading (dBUV)	Emission Level (dBUV/m)	Limits (dBUV/m)	Margin (dB)	Remark
1	2464.280	28.05	6.12	34.45	82.08	81.80	54.00	-27.80	Average
2	2483.500	28.08	6.15	34.45	36.24	36.02	54.00	17.98	Average
3	2500.000	28.10	6.18	34.45	36.03	35.86	54.00	18.14	Average

Remarks:

1. Emission Level= Antenna Factor + Cable Loss -Amp Factor + Reading.
2. The emission levels that are 20dB below the official limit are not reported.

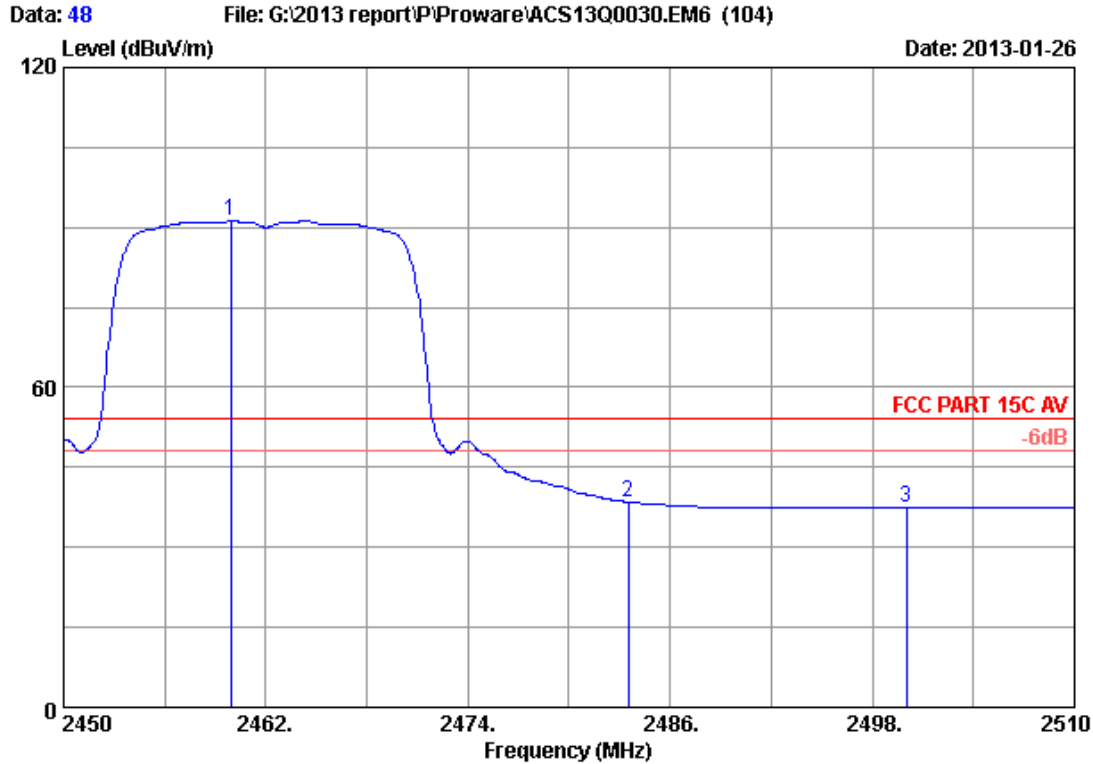


Site no. : 3m Chamber Data no. : 47
 Dis. / Ant. : 3m 2011 3115 4580 Ant. pol. : HORIZONTAL
 Limit : FCC PART 15C PEAK
 Env. / Ins. : 24.2*C/56% Engineer : Leo-Li
 EUT : 150Mbps Wireless N USB Module
 Power supply : DC 5V From PC Input AC 120V/60Hz
 Test mode : IEEE802.11g CH11 2462MHz Tx
 M/N : PW-MN427_56I
 :

	Freq. (MHz)	Ant. Factor (dB/m)	Cable loss (dB)	Amp. Factor (dB)	Reading (dBUV)	Emission Level (dBUV/m)	Limits (dBUV/m)	Margin (dB)	Remark
1	2463.500	28.05	6.12	34.45	100.02	99.74	74.00	-25.74	Peak
2	2483.500	28.08	6.15	34.45	52.81	52.59	74.00	21.41	Peak
3	2486.720	28.08	6.15	34.45	54.46	54.24	74.00	19.76	Peak
4	2500.000	28.10	6.18	34.45	48.14	47.97	74.00	26.03	Peak

Remarks:

1. Emission Level= Antenna Factor + Cable Loss -Amp Factor + Reading.
2. The emission levels that are 20dB below the official limit are not reported.

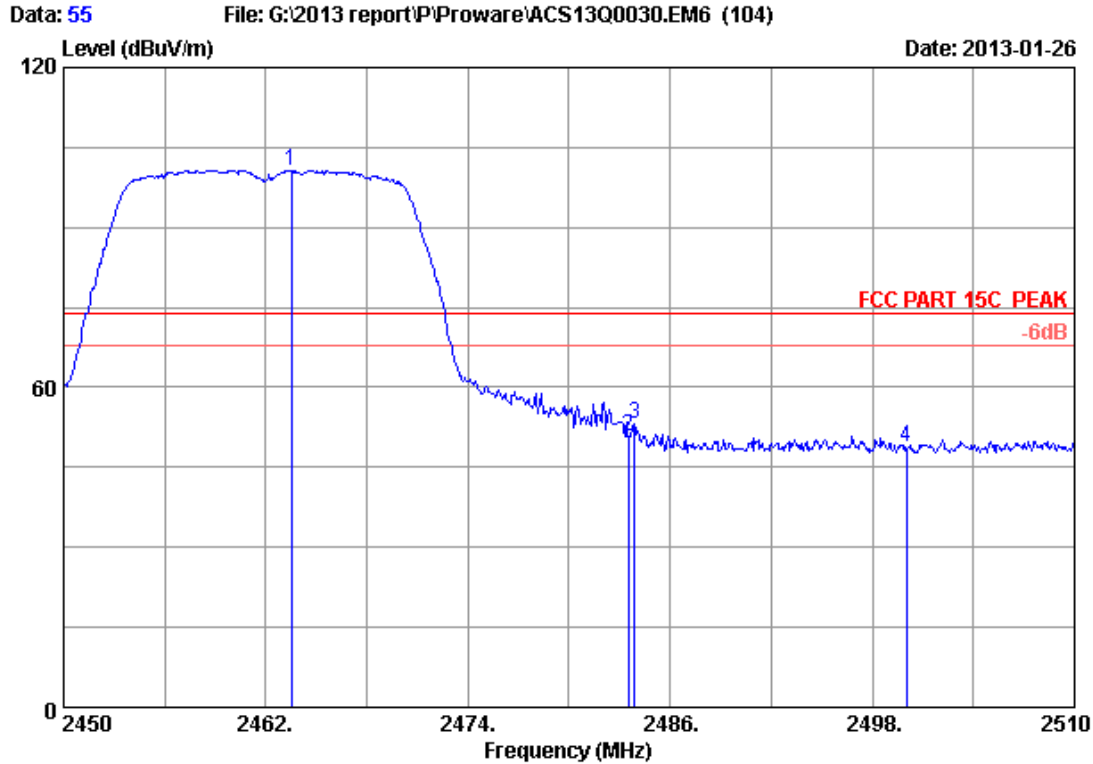


Site no. : 3m Chamber Data no. : 48
 Dis. / Ant. : 3m 2011 3115 4580 Ant. pol. : HORIZONTAL
 Limit : FCC PART 15C AV
 Env. / Ins. : 24.2*C/56% Engineer : Leo-Li
 EUT : 150Mbps Wireless N USB Module
 Power supply : DC 5V From PC Input AC 120V/60Hz
 Test mode : IEEE802.11g CH11 2462MHz Tx
 M/N : PW-MN427_56I
 :

	Freq. (MHz)	Ant. Factor (dB/m)	Cable loss (dB)	Amp. Factor (dB)	Reading (dBuV)	Emission Level (dBuV/m)	Limits (dBuV/m)	Margin (dB)	Remark
1	2459.900	28.05	6.12	34.44	91.44	91.17	54.00	-37.17	Average
2	2483.500	28.08	6.15	34.45	38.70	38.48	54.00	15.52	Average
3	2500.000	28.10	6.18	34.45	37.67	37.50	54.00	16.50	Average

Remarks:

1. Emission Level= Antenna Factor + Cable Loss -Amp Factor + Reading.
2. The emission levels that are 20dB below the official limit are not reported.

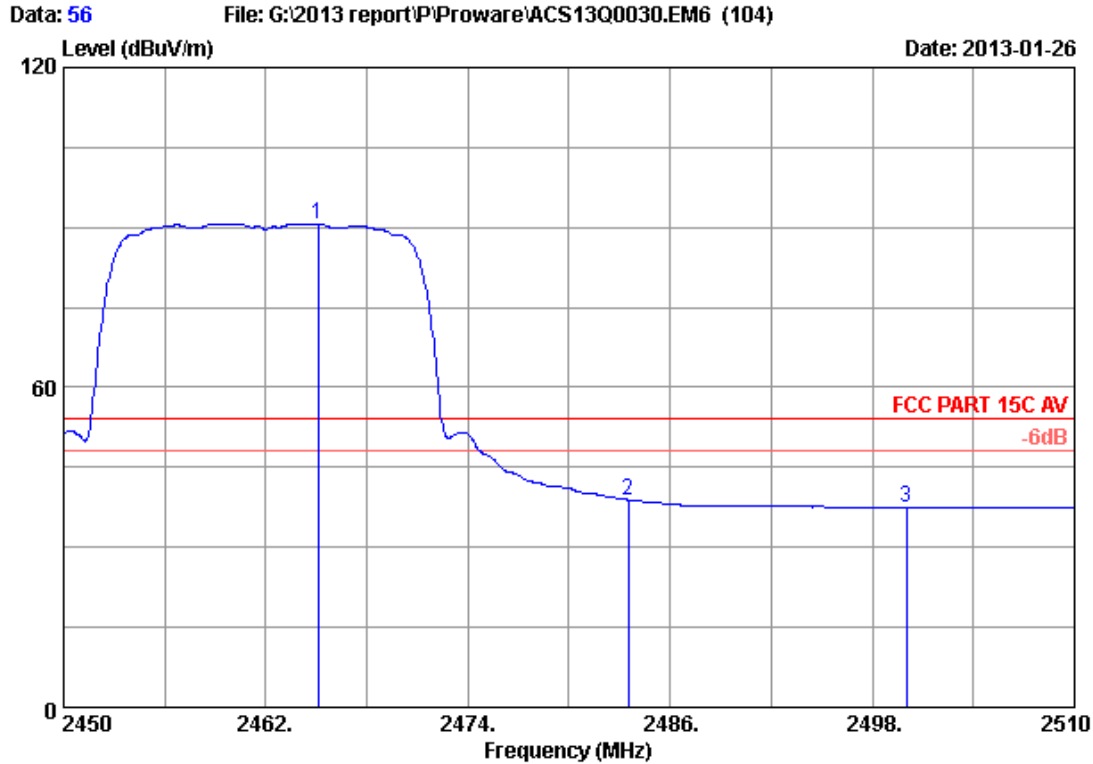


Site no. : 3m Chamber Data no. : 55
 Dis. / Ant. : 3m 2011 3115 4580 Ant. pol. : HORIZONTAL
 Limit : FCC PART 15C PEAK
 Env. / Ins. : 24.2*C/56% Engineer : Leo-Li
 EUT : 150Mbps Wireless N USB Module
 Power supply : DC 5V From PC Input AC 120V/60Hz
 Test mode : IEEE802.11n CH11 2462MHz Tx
 M/N : PW-MN427_56I
 :

	Freq. (MHz)	Ant. Factor (dB/m)	Cable loss (dB)	Amp. Factor (dB)	Reading (dBUV)	Emission Level (dBUV/m)	Limits (dBUV/m)	Margin (dB)	Remark
1	2463.500	28.05	6.12	34.45	100.94	100.66	74.00	-26.66	Peak
2	2483.500	28.08	6.15	34.45	50.99	50.77	74.00	23.23	Peak
3	2483.900	28.08	6.15	34.45	53.26	53.04	74.00	20.96	Peak
4	2500.000	28.10	6.18	34.45	48.82	48.65	74.00	25.35	Peak

Remarks:

1. Emission Level= Antenna Factor + Cable Loss -Amp Factor + Reading.
2. The emission levels that are 20dB below the official limit are not reported.

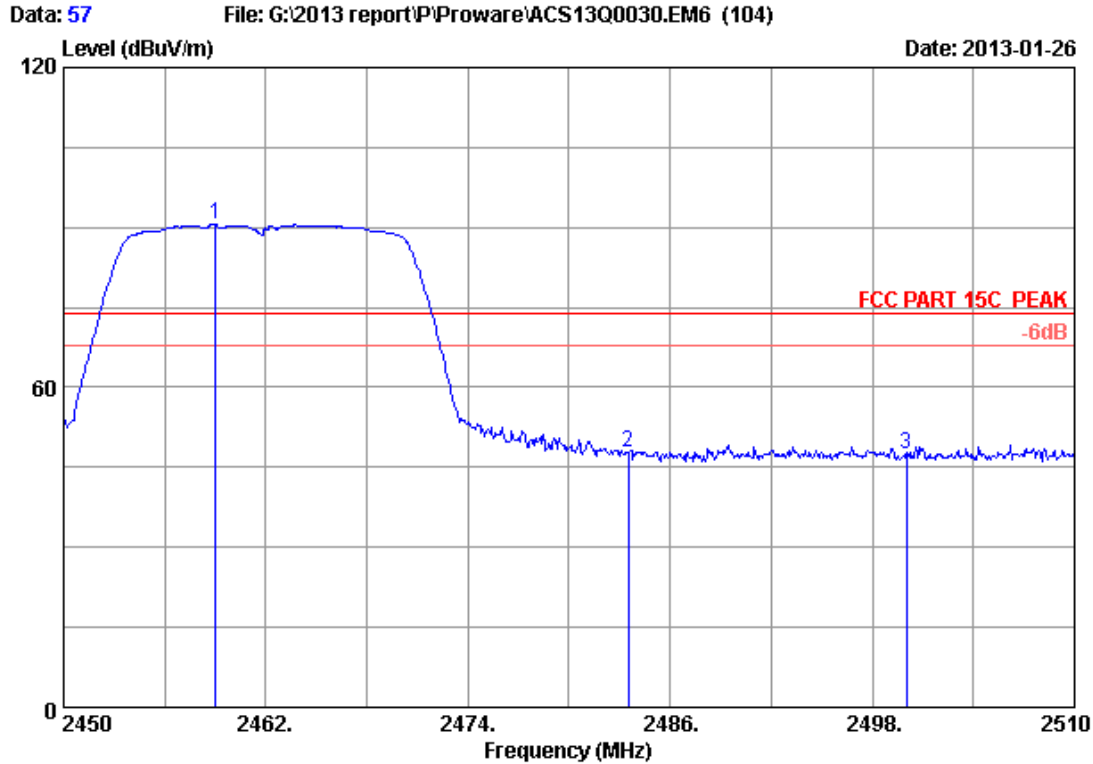


Site no. : 3m Chamber Data no. : 56
 Dis. / Ant. : 3m 2011 3115 4580 Ant. pol. : HORIZONTAL
 Limit : FCC PART 15C AV
 Env. / Ins. : 24.2*C/56% Engineer : Leo-Li
 EUT : 150Mbps Wireless N USB Module
 Power supply : DC 5V From PC Input AC 120V/60Hz
 Test mode : IEEE802.11n CH11 2462MHz Tx
 M/N : PW-MN427_56I
 :

	Freq. (MHz)	Ant. Factor (dB/m)	Cable loss (dB)	Amp. Factor (dB)	Reading (dBuV)	Emission Level (dBuV/m)	Limits (dBuV/m)	Margin (dB)	Remark
1	2465.120	28.05	6.12	34.45	91.00	90.72	54.00	-36.72	Average
2	2483.500	28.08	6.15	34.45	39.16	38.94	54.00	15.06	Average
3	2500.000	28.10	6.18	34.45	37.74	37.57	54.00	16.43	Average

Remarks:

1. Emission Level= Antenna Factor + Cable Loss -Amp Factor + Reading.
2. The emission levels that are 20dB below the official limit are not reported.

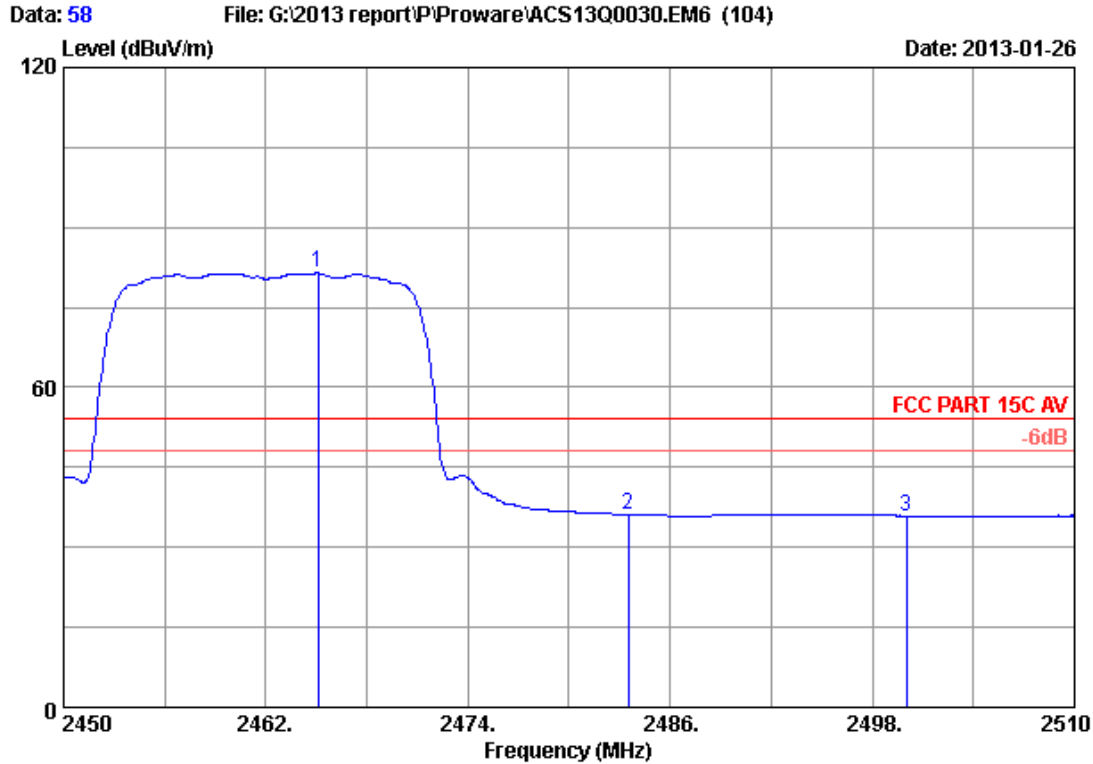


Site no. : 3m Chamber Data no. : 57
 Dis. / Ant. : 3m 2011 3115 4580 Ant. pol. : VERTICAL
 Limit : FCC PART 15C PEAK
 Env. / Ins. : 24.2*C/56% Engineer : Leo-Li
 EUT : 150Mbps Wireless N USB Module
 Power supply : DC 5V From PC Input AC 120V/60Hz
 Test mode : IEEE802.11n CH11 2462MHz Tx
 M/N : PW-MN427_56I
 :

	Freq. (MHz)	Ant. Factor (dB/m)	Cable loss (dB)	Amp. Factor (dB)	Reading (dBuV)	Emission Level (dBuV/m)	Limits (dBuV/m)	Margin (dB)	Remark
1	2459.000	28.05	6.12	34.44	90.92	90.65	74.00	-16.65	Peak
2	2483.500	28.08	6.15	34.45	48.02	47.80	74.00	26.20	Peak
3	2500.000	28.10	6.18	34.45	47.57	47.40	74.00	26.60	Peak

Remarks:

1. Emission Level= Antenna Factor + Cable Loss -Amp Factor + Reading.
2. The emission levels that are 20dB below the official limit are not reported.

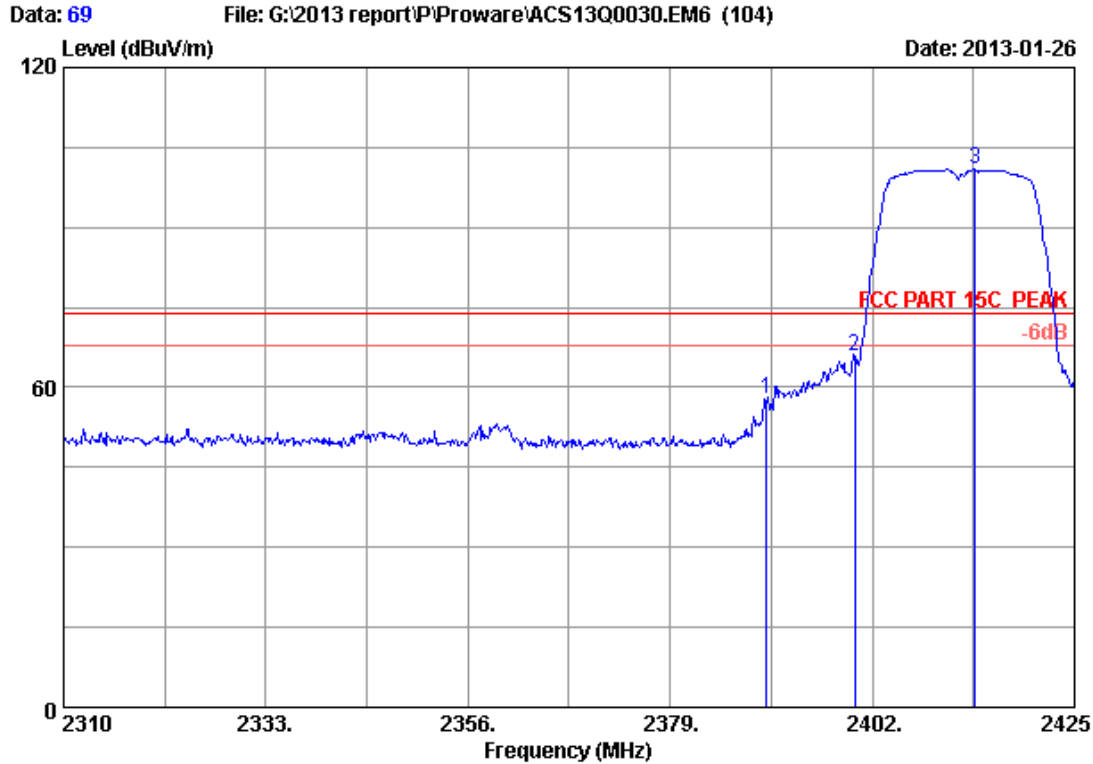


Site no. : 3m Chamber Data no. : 58
 Dis. / Ant. : 3m 2011 3115 4580 Ant. pol. : VERTICAL
 Limit : FCC PART 15C AV
 Env. / Ins. : 24.2*C/56% Engineer : Leo-Li
 EUT : 150Mbps Wireless N USB Module
 Power supply : DC 5V From PC Input AC 120V/60Hz
 Test mode : IEEE802.11n CH11 2462MHz Tx
 M/N : PW-MN427_56I
 :

	Freq. (MHz)	Ant. Factor (dB/m)	Cable loss (dB)	Amp. Factor (dB)	Reading (dBuV)	Emission Level (dBuV/m)	Limits (dBuV/m)	Margin (dB)	Remark
1	2465.120	28.05	6.12	34.45	81.69	81.41	54.00	-27.41	Average
2	2483.500	28.08	6.15	34.45	36.41	36.19	54.00	17.81	Average
3	2500.000	28.10	6.18	34.45	36.07	35.90	54.00	18.10	Average

Remarks:

1. Emission Level= Antenna Factor + Cable Loss -Amp Factor + Reading.
2. The emission levels that are 20dB below the official limit are not reported.

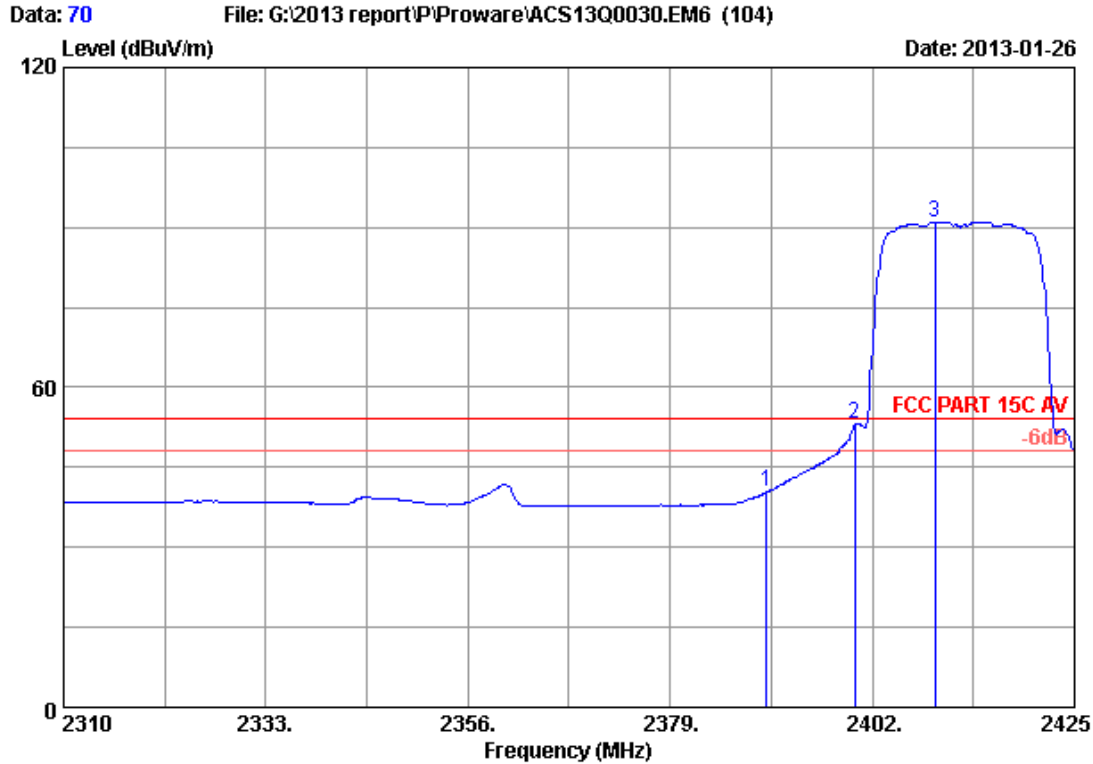


Site no. : 3m Chamber Data no. : 69
 Dis. / Ant. : 3m 2011 3115 4580 Ant. pol. : HORIZONTAL
 Limit : FCC PART 15C PEAK
 Env. / Ins. : 24.2*C/56% Engineer : Leo-Li
 EUT : 150Mbps Wireless N USB Module
 Power supply : DC 5V From PC Input AC 120V/60Hz
 Test mode : IEEE802.11nHT20 CH1 2412MHz Tx
 M/N : PW-MN427_56I

	Ant. Factor	Cable loss	Amp. Factor	Reading	Emission Level	Limits	Margin	Remark
Freq. (MHz)	(dB/m)	(dB)	(dB)	(dBuV)	(dBuV/m)	(dBuV/m)	(dB)	
1 2390.000	27.96	6.01	34.44	58.39	57.92	74.00	16.08	Peak
2 2400.000	27.96	6.01	34.44	66.46	65.99	74.00	8.01	Peak
3 2413.730	27.98	6.03	34.44	101.27	100.84	74.00	-26.84	Peak

Remarks:

1. Emission Level= Antenna Factor + Cable Loss -Amp Factor + Reading.
2. The emission levels that are 20dB below the official limit are not reported.

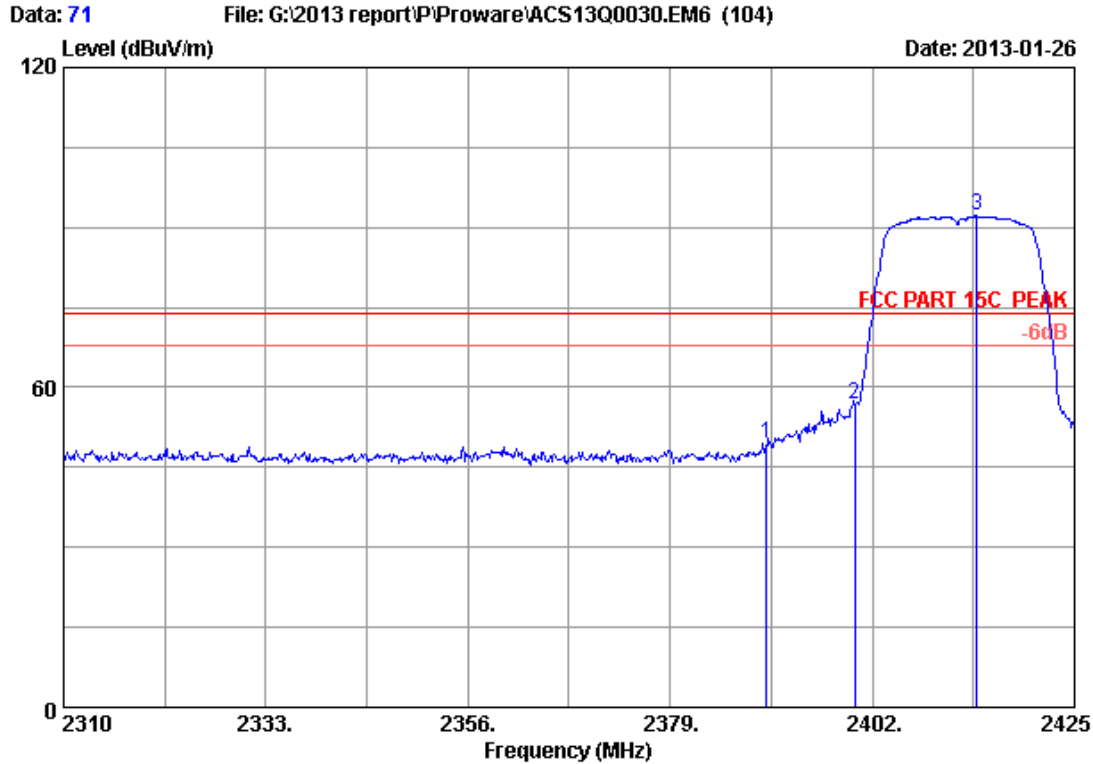


Site no. : 3m Chamber Data no. : 70
 Dis. / Ant. : 3m 2011 3115 4580 Ant. pol. : HORIZONTAL
 Limit : FCC PART 15C AV
 Env. / Ins. : 24.2*C/56% Engineer : Leo-Li
 EUT : 150Mbps Wireless N USB Module
 Power supply : DC 5V From PC Input AC 120V/60Hz
 Test mode : IEEE802.11nHT20 CH1 2412MHz Tx
 M/N : PW-MN427_56I
 :

	Ant. Factor (dB/m)	Cable loss (dB)	Amp. Factor (dB)	Reading (dBUV)	Emission Level (dBUV/m)	Limits (dBUV/m)	Margin (dB)	Remark
1	27.96	6.01	34.44	40.86	40.39	54.00	13.61	Average
2	27.96	6.01	34.44	53.54	53.07	54.00	0.93	Average
3	27.98	6.03	34.44	91.42	90.99	54.00	-36.99	Average

Remarks:

1. Emission Level= Antenna Factor + Cable Loss -Amp Factor + Reading.
2. The emission levels that are 20dB below the official limit are not reported.

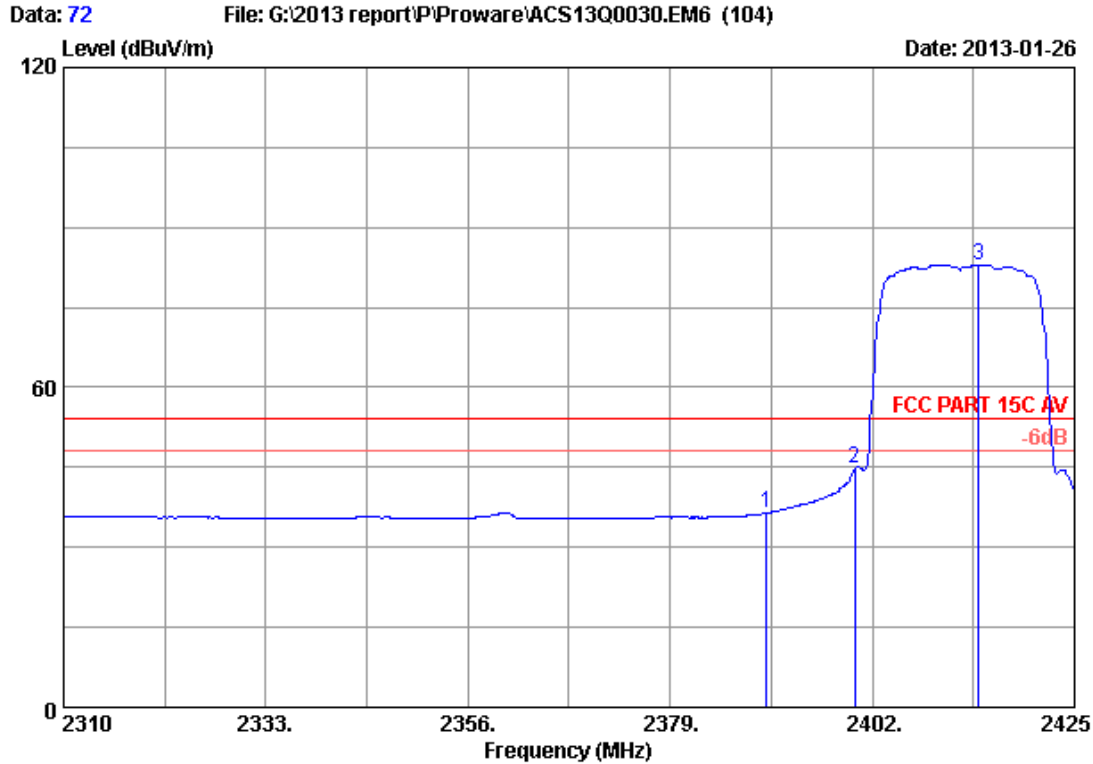


Site no. : 3m Chamber Data no. : 71
 Dis. / Ant. : 3m 2011 3115 4580 Ant. pol. : VERTICAL
 Limit : FCC PART 15C PEAK
 Env. / Ins. : 24.2*C/56% Engineer : Leo-Li
 EUT : 150Mbps Wireless N USB Module
 Power supply : DC 5V From PC Input AC 120V/60Hz
 Test mode : IEEE802.11nHT20 CH1 2412MHz Tx
 M/N : PW-MN427_56I
 :

	Freq. (MHz)	Ant. Factor (dB/m)	Cable loss (dB)	Amp. Factor (dB)	Reading (dBuV)	Emission Level (dBuV/m)	Limits (dBuV/m)	Margin (dB)	Remark
1	2390.000	27.96	6.01	34.44	49.88	49.41	74.00	24.59	Peak
2	2400.000	27.96	6.01	34.44	57.32	56.85	74.00	17.15	Peak
3	2413.845	27.98	6.03	34.44	92.56	92.13	74.00	-18.13	Peak

Remarks:

1. Emission Level= Antenna Factor + Cable Loss -Amp Factor + Reading.
2. The emission levels that are 20dB below the official limit are not reported.

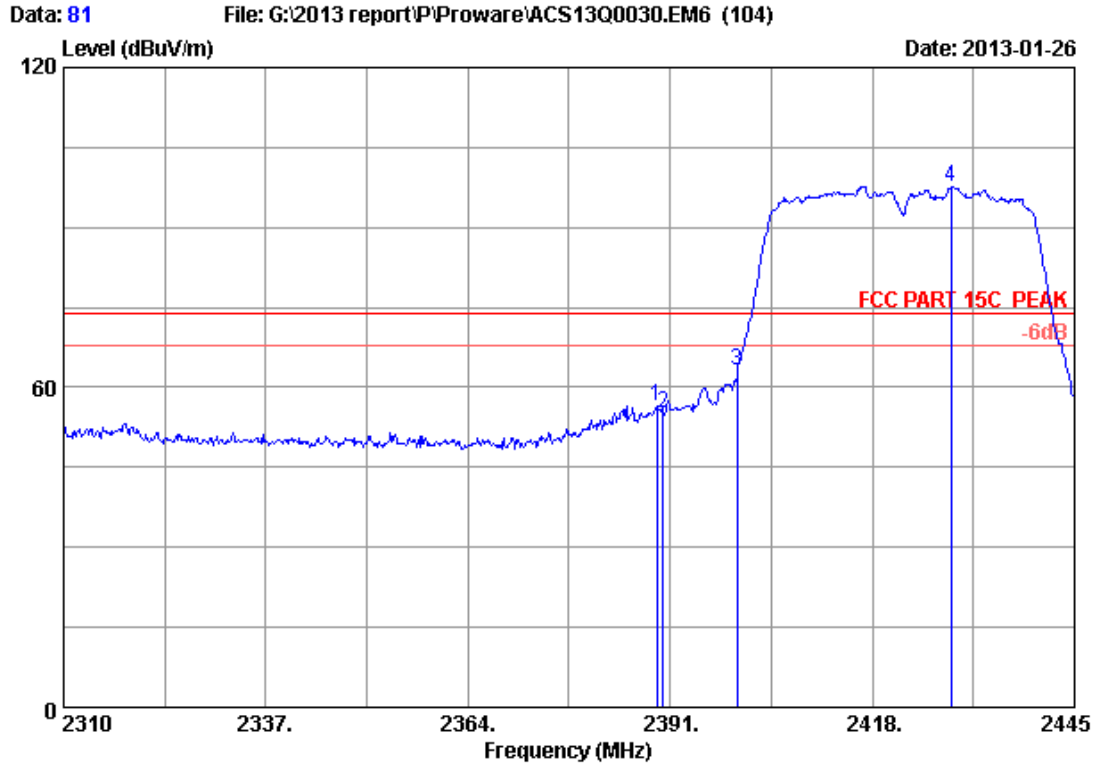


Site no. : 3m Chamber Data no. : 72
 Dis. / Ant. : 3m 2011 3115 4580 Ant. pol. : VERTICAL
 Limit : FCC PART 15C AV
 Env. / Ins. : 24.2*C/56% Engineer : Leo-Li
 EUT : 150Mbps Wireless N USB Module
 Power supply : DC 5V From PC Input AC 120V/60Hz
 Test mode : IEEE802.11nHT20 CH1 2412MHz Tx
 M/N : PW-MN427_56I
 :

	Ant. Factor	Cable loss	Amp. Factor	Reading	Emission Level	Limits	Margin	Remark
1	27.96	6.01	34.44	36.90	36.43	54.00	17.57	Average
2	27.96	6.01	34.44	45.37	44.90	54.00	9.10	Average
3	27.98	6.03	34.44	83.45	83.02	54.00	-29.02	Average

Remarks:

1. Emission Level= Antenna Factor + Cable Loss -Amp Factor + Reading.
2. The emission levels that are 20dB below the official limit are not reported.

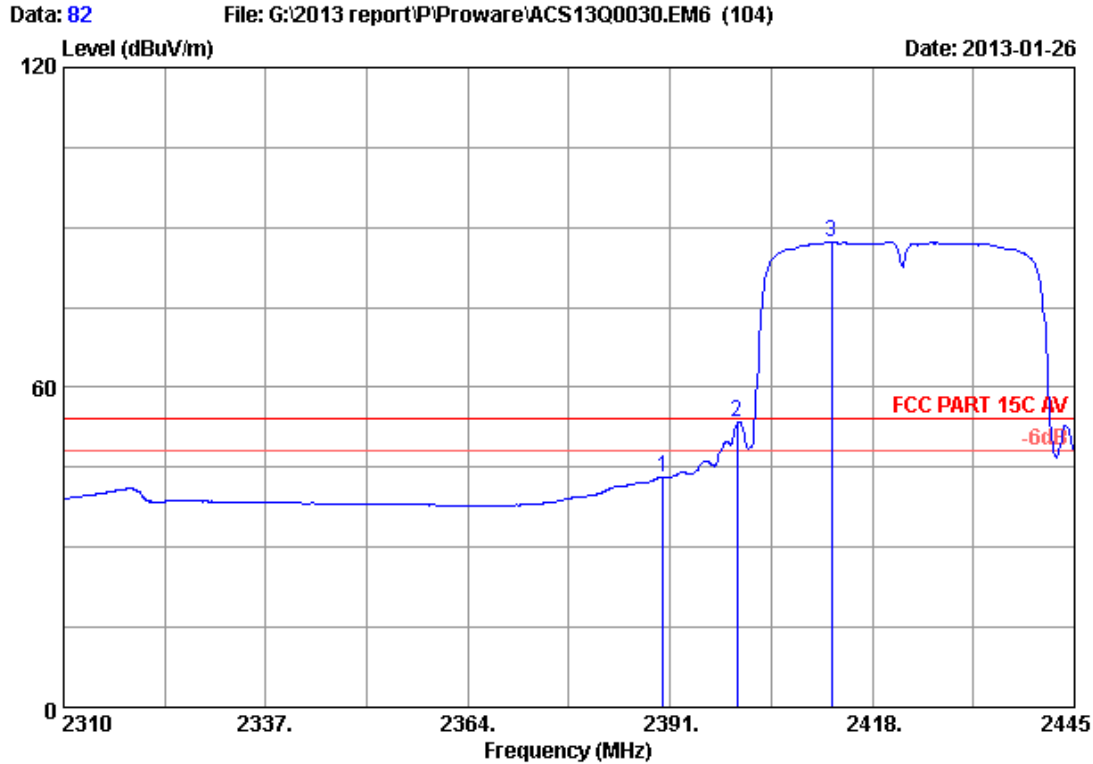


Site no. : 3m Chamber Data no. : 81
 Dis. / Ant. : 3m 2011 3115 4580 Ant. pol. : HORIZONTAL
 Limit : FCC PART 15C PEAK
 Env. / Ins. : 24.2*C/56% Engineer : Leo-Li
 EUT : 150Mbps Wireless N USB Module
 Power supply : DC 5V From PC Input AC 120V/60Hz
 Test mode : IEEE802.11nHT40 CH1 2422MHz Tx
 M/N : PW-MN427_56I
 :

	Ant. Factor (dB/m)	Cable loss (dB)	Amp. Factor (dB)	Reading (dBUV)	Emission Level (dBUV/m)	Limits (dBUV/m)	Margin (dB)	Remark
1	27.96	6.01	34.44	57.13	56.66	74.00	17.34	Peak
2	27.96	6.01	34.44	55.60	55.13	74.00	18.87	Peak
3	27.96	6.01	34.44	63.58	63.11	74.00	10.89	Peak
4	28.00	6.06	34.44	98.04	97.66	74.00	-23.66	Peak

Remarks:

1. Emission Level= Antenna Factor + Cable Loss -Amp Factor + Reading.
2. The emission levels that are 20dB below the official limit are not reported.



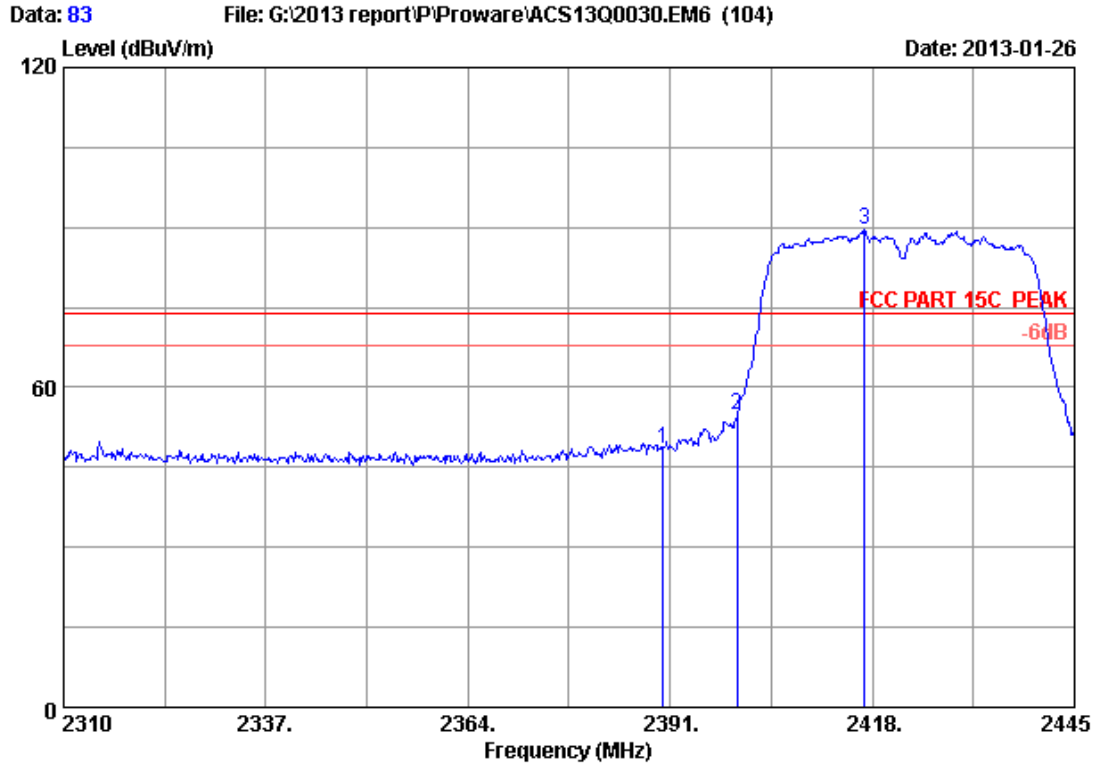
```

Site no.      : 3m Chamber           Data no.   : 82
Dis. / Ant.  : 3m 2011 3115 4580    Ant. pol.  : HORIZONTAL
Limit        : FCC PART 15C AV
Env. / Ins.  : 24.2*C/56%           Engineer   : Leo-Li
EUT         : 150Mbps Wireless N USB Module
Power supply : DC 5V From PC Input AC 120V/60Hz
Test mode    : IEEE802.11nHT40 CH1 2422MHz Tx
M/N         : PW-MN427_56I
    
```

	Freq. (MHz)	Ant. Factor (dB/m)	Cable loss (dB)	Amp. Factor (dB)	Reading (dBuV)	Emission Level (dBuV/m)	Limits (dBuV/m)	Margin (dB)	Remark
1	2390.000	27.96	6.01	34.44	43.59	43.12	54.00	10.88	Average
2	2400.000	27.96	6.01	34.44	53.97	53.50	54.00	0.50	Average
3	2412.600	27.98	6.03	34.44	87.65	87.22	54.00	-33.22	Average

Remarks:

1. Emission Level= Antenna Factor + Cable Loss -Amp Factor + Reading.
2. The emission levels that are 20dB below the official limit are not reported.



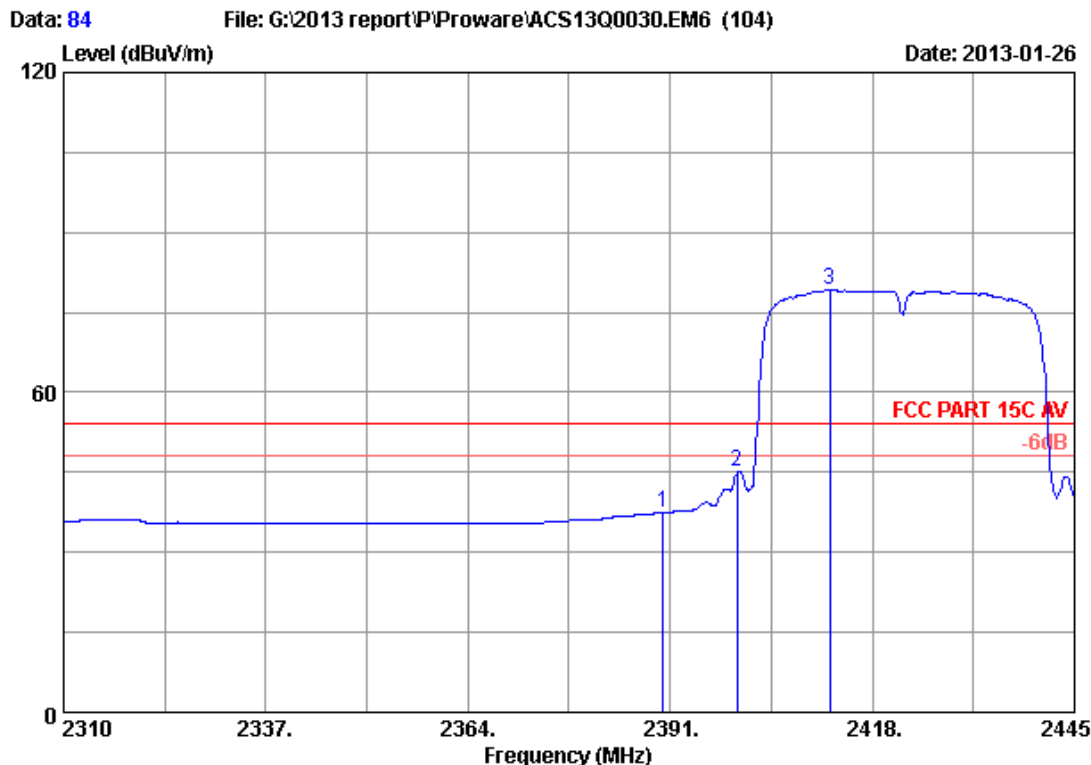
```

Site no.      : 3m Chamber           Data no.   : 83
Dis. / Ant.  : 3m 2011 3115 4580    Ant. pol.  : VERTICAL
Limit        : FCC PART 15C PEAK
Env. / Ins.  : 24.2*C/56%           Engineer   : Leo-Li
EUT          : 150Mbps Wireless N USB Module
Power supply : DC 5V From PC Input AC 120V/60Hz
Test mode    : IEEE802.11nHT40 CH1 2422MHz Tx
M/N          : PW-MN427_56I
    
```

	Freq. (MHz)	Ant. Factor (dB/m)	Cable loss (dB)	Amp. Factor (dB)	Reading (dBuV)	Emission Level (dBuV/m)	Limits (dBuV/m)	Margin (dB)	Remark
1	2390.000	27.96	6.01	34.44	48.98	48.51	74.00	25.49	Peak
2	2400.000	27.96	6.01	34.44	55.43	54.96	74.00	19.04	Peak
3	2416.920	27.98	6.03	34.44	89.87	89.44	74.00	-15.44	Peak

Remarks:

1. Emission Level= Antenna Factor + Cable Loss -Amp Factor + Reading.
2. The emission levels that are 20dB below the official limit are not reported.

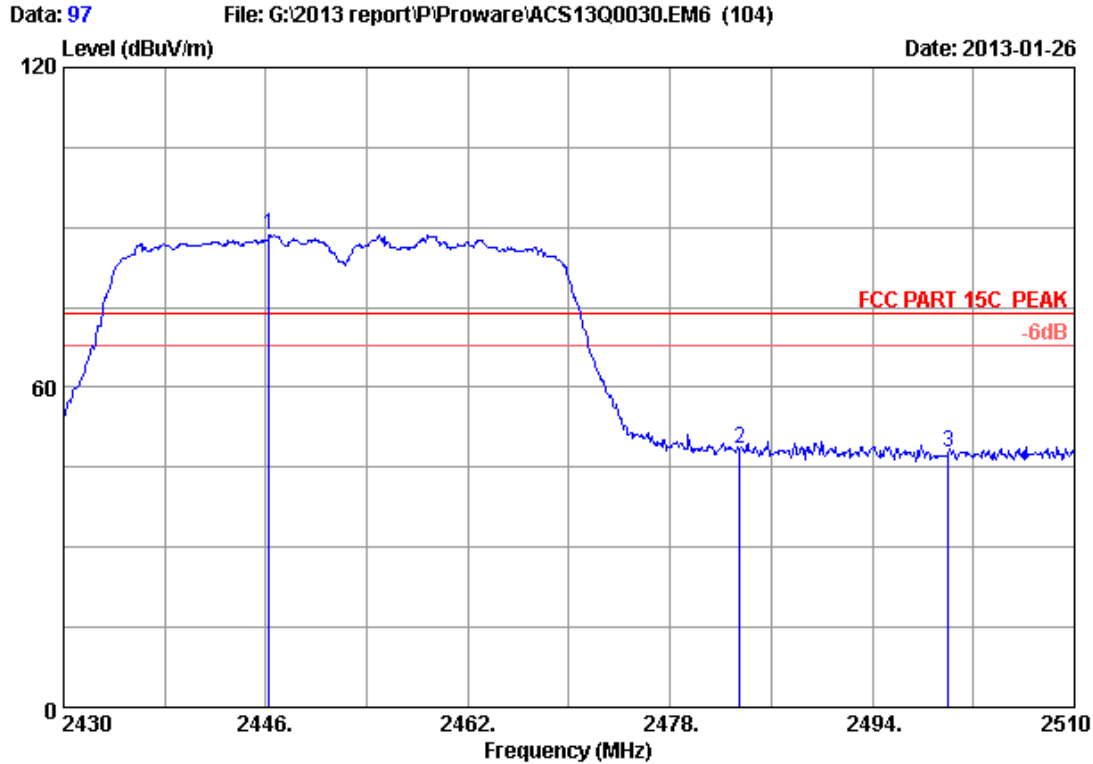


Site no. : 3m Chamber Data no. : 84
 Dis. / Ant. : 3m 2011 3115 4580 Ant. pol. : VERTICAL
 Limit : FCC PART 15C AV
 Env. / Ins. : 24.2*C/56% Engineer : Leo-Li
 EUT : 150Mbps Wireless N USB Module
 Power supply : DC 5V From PC Input AC 120V/60Hz
 Test mode : IEEE802.11nHT40 CH1 2422MHz Tx
 M/N : PW-MN427_56I
 :

	Ant. Factor	Cable loss	Amp. Factor	Reading	Emission Level	Limits	Margin	Remark
Freq. (MHz)	(dB/m)	(dB)	(dB)	(dBuV)	(dBuV/m)	(dBuV/m)	(dB)	
1 2390.000	27.96	6.01	34.44	37.93	37.46	54.00	16.54	Average
2 2400.000	27.96	6.01	34.44	45.63	45.16	54.00	8.84	Average
3 2412.330	27.98	6.03	34.44	79.61	79.18	54.00	-25.18	Average

Remarks:

1. Emission Level= Antenna Factor + Cable Loss -Amp Factor + Reading.
2. The emission levels that are 20dB below the official limit are not reported.



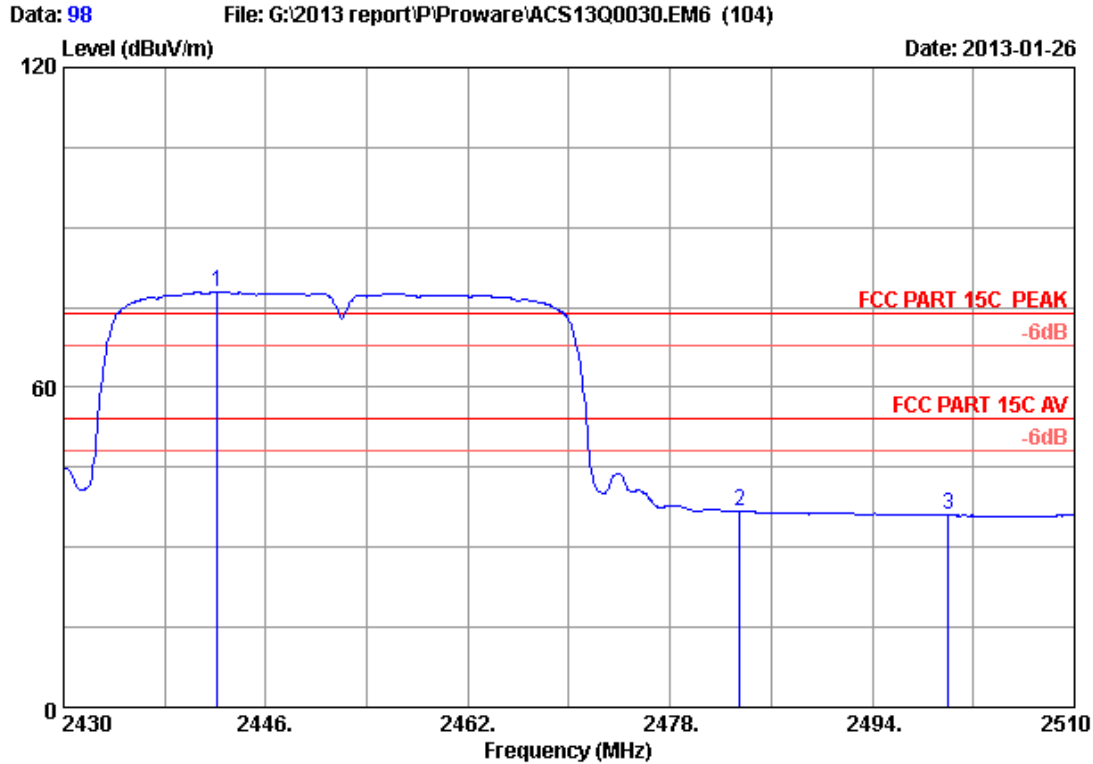
```

Site no.      : 3m Chamber           Data no.   : 97
Dis. / Ant.  : 3m 2011 3115 4580    Ant. pol.  : VERTICAL
Limit        : FCC PART 15C PEAK
Env. / Ins.  : 24.2*C/56%           Engineer   : Leo-Li
EUT          : 150Mbps Wireless N USB Module
Power supply : DC 5V From PC Input AC 120V/60Hz
Test mode    : IEEE802.11nHT40 CH7 2452MHz Tx
M/N         : PW-MN427_56I
    
```

	Freq. (MHz)	Ant. Factor (dB/m)	Cable loss (dB)	Amp. Factor (dB)	Reading (dBuV)	Emission Level (dBuV/m)	Limits (dBuV/m)	Margin (dB)	Remark
1	2446.240	28.03	6.09	34.44	88.90	88.58	74.00	-14.58	Peak
2	2483.500	28.08	6.15	34.45	48.63	48.41	74.00	25.59	Peak
3	2500.000	28.10	6.18	34.45	47.98	47.81	74.00	26.19	Peak

Remarks:

1. Emission Level= Antenna Factor + Cable Loss -Amp Factor + Reading.
2. The emission levels that are 20dB below the official limit are not reported.

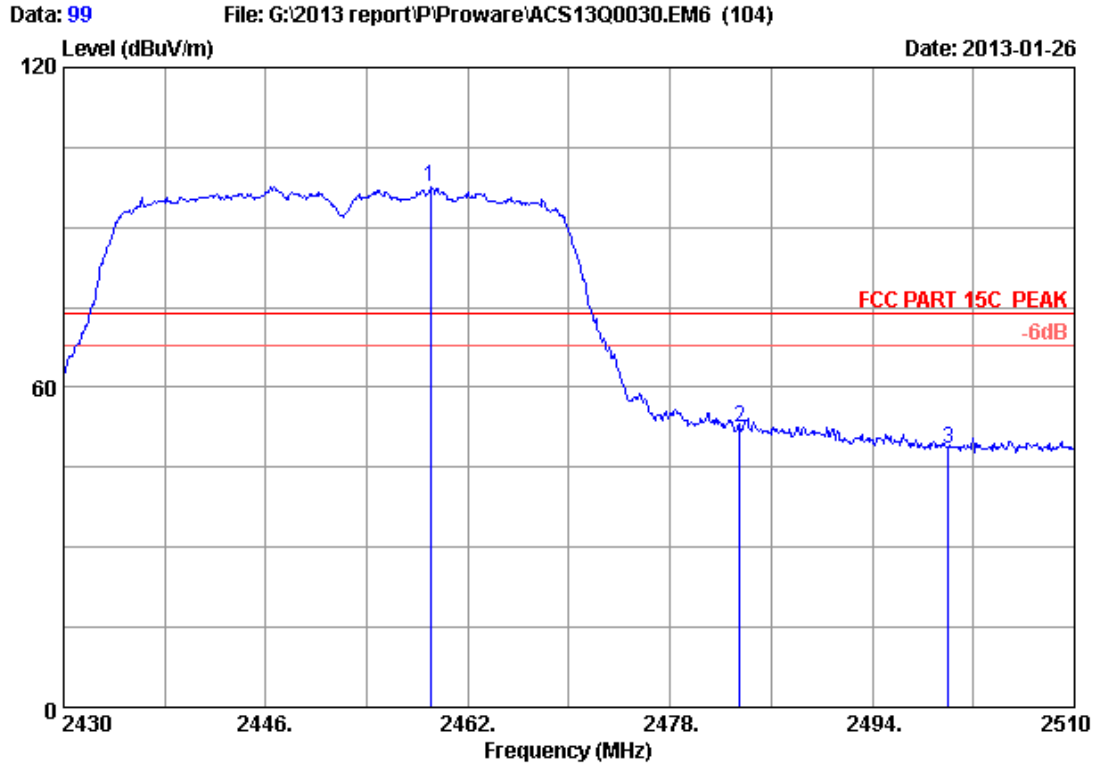


Site no. : 3m Chamber Data no. : 98
 Dis. / Ant. : 3m 2011 3115 4580 Ant. pol. : VERTICAL
 Limit : FCC PART 15C PEAK
 Env. / Ins. : 24.2*C/56% Engineer : Leo-Li
 EUT : 150Mbps Wireless N USB Module
 Power supply : DC 5V From PC Input AC 120V/60Hz
 Test mode : IEEE802.11nHT40 CH7 2452MHz Tx
 M/N : PW-MN427_56I
 :

	Freq. (MHz)	Ant. Factor (dB/m)	Cable loss (dB)	Amp. Factor (dB)	Reading (dBUV)	Emission Level (dBUV/m)	Limits (dBUV/m)	Margin (dB)	Remark
1	2442.160	28.03	6.09	34.44	78.17	77.85	54.00	-23.85	Average
2	2483.500	28.08	6.15	34.45	36.90	36.68	54.00	17.32	Average
3	2500.000	28.10	6.18	34.45	36.13	35.96	54.00	18.04	Average

Remarks:

1. Emission Level= Antenna Factor + Cable Loss -Amp Factor + Reading.
2. The emission levels that are 20dB below the official limit are not reported.

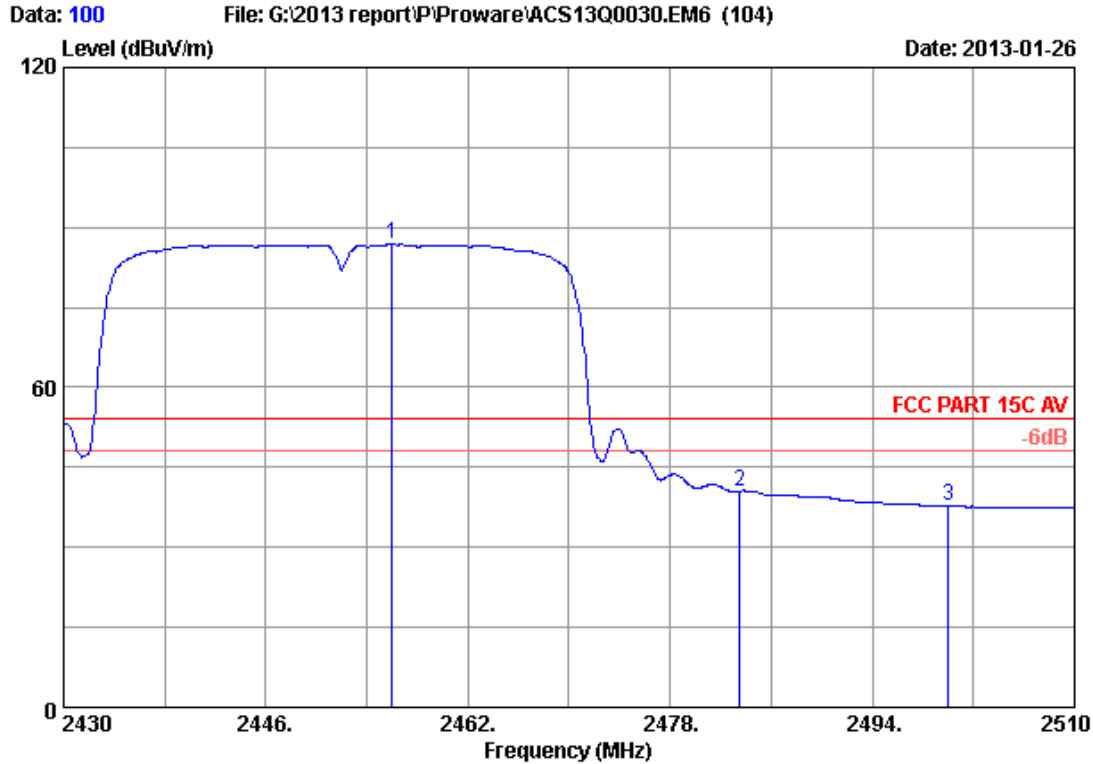


Site no. : 3m Chamber Data no. : 99
 Dis. / Ant. : 3m 2011 3115 4580 Ant. pol. : HORIZONTAL
 Limit : FCC PART 15C PEAK
 Env. / Ins. : 24.2*C/56% Engineer : Leo-Li
 EUT : 150Mbps Wireless N USB Module
 Power supply : DC 5V From PC Input AC 120V/60Hz
 Test mode : IEEE802.11nHT40 CH7 2452MHz Tx
 M/N : PW-MN427_56I
 :

	Ant. Factor (dB/m)	Cable loss (dB)	Amp. Factor (dB)	Reading (dBuV)	Emission Level (dBuV/m)	Limits (dBuV/m)	Margin (dB)	Remark
1	28.05	6.12	34.44	97.97	97.70	74.00	-23.70	Peak
2	28.08	6.15	34.45	52.73	52.51	74.00	21.49	Peak
3	28.10	6.18	34.45	48.61	48.44	74.00	25.56	Peak

Remarks:

1. Emission Level= Antenna Factor + Cable Loss -Amp Factor + Reading.
2. The emission levels that are 20dB below the official limit are not reported.



Site no. : 3m Chamber Data no. : 100
 Dis. / Ant. : 3m 2011 3115 4580 Ant. pol. : HORIZONTAL
 Limit : FCC PART 15C AV
 Env. / Ins. : 24.2*C/56% Engineer : Leo-Li
 EUT : 150Mbps Wireless N USB Module
 Power supply : DC 5V From PC Input AC 120V/60Hz
 Test mode : IEEE802.11nHT40 CH7 2452MHz Tx
 M/N : PW-MN427_56I
 :

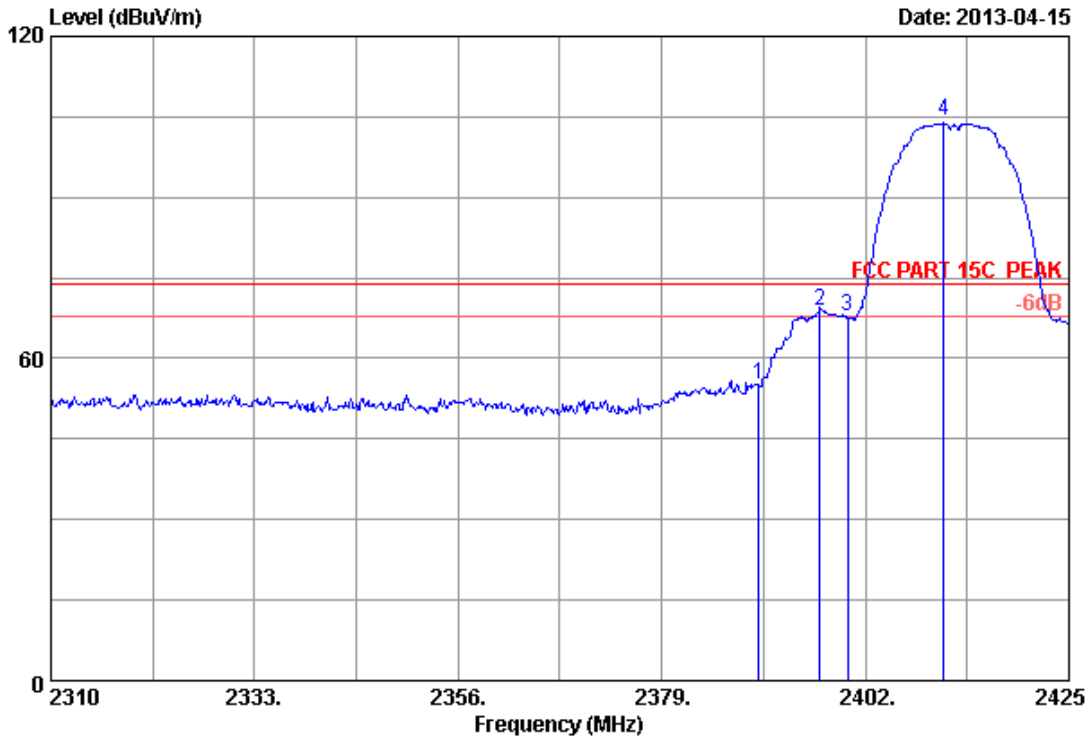
	Freq. (MHz)	Ant. Factor (dB/m)	Cable loss (dB)	Amp. Factor (dB)	Reading (dBUV)	Emission Level (dBUV/m)	Limits (dBUV/m)	Margin (dB)	Remark
1	2456.000	28.05	6.09	34.44	87.07	86.77	54.00	-32.77	Average
2	2483.500	28.08	6.15	34.45	40.76	40.54	54.00	13.46	Average
3	2500.000	28.10	6.18	34.45	37.90	37.73	54.00	16.27	Average

Remarks:

1. Emission Level= Antenna Factor + Cable Loss -Amp Factor + Reading.
2. The emission levels that are 20dB below the official limit are not reported.

EZY-W11-2 3.4dBi

Data: 3 File: G:\2013 report\PI\Proware\ACS13Q0578.EM6 (104) Date: 2013-04-15

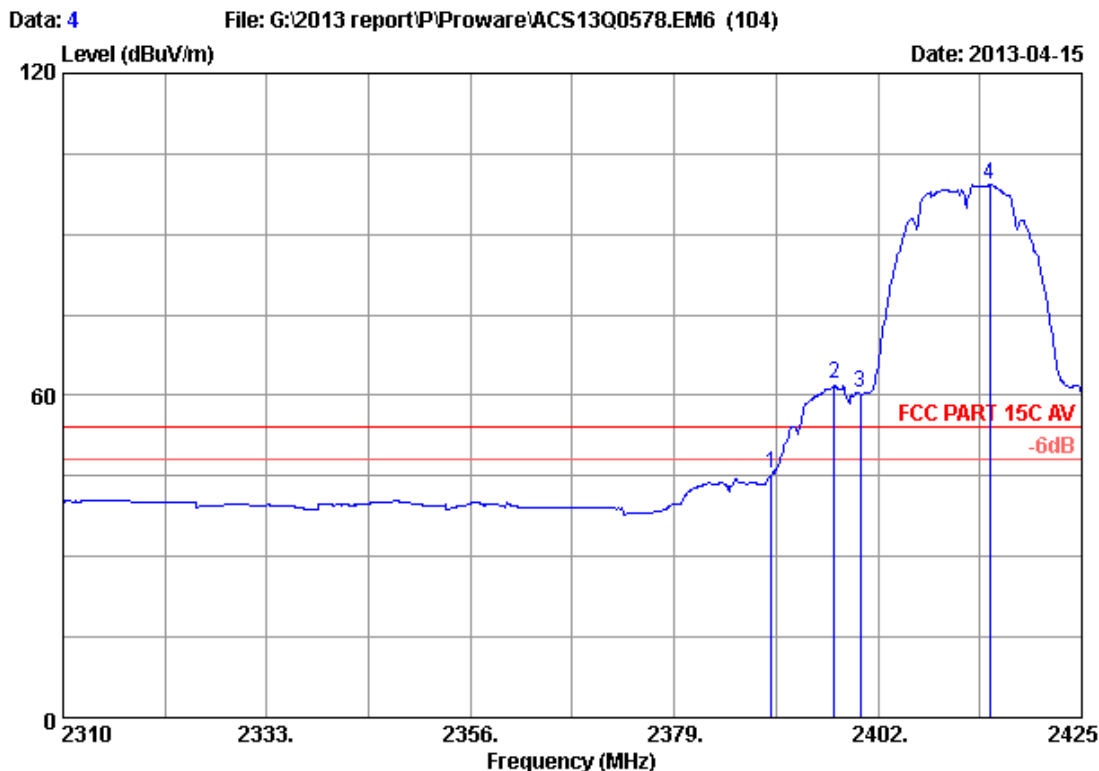


Site no. : 3m Chamber Data no. : 3
 Dis. / Ant. : 3m 2012 3115 (4580) Ant. pol. : HORIZONTAL
 Limit : FCC PART 15C PEAK
 Env. / Ins. : 24.2°C/56% Engineer : Leo-Li
 EUT : 150Mbps Wireless N USB Module
 Power supply : DC 5V From PC Input AC 120V/60Hz
 Test mode : IEEE802.11b CH1 2412MHz Tx
 M/N : PW-MN427_56I

	Freq. (MHz)	Ant. Factor (dB/m)	Cable loss (dB)	Amp. Factor (dB)	Reading (dBuV)	Emission Level (dBuV/m)	Limits (dBuV/m)	Margin (dB)	Remark
1	2390.000	26.70	6.00	35.92	58.46	55.24	74.00	18.76	Peak
2	2396.825	26.74	6.01	35.92	71.87	68.70	74.00	5.30	Peak
3	2400.000	26.76	6.02	35.92	71.03	67.89	74.00	6.11	Peak
4	2410.855	26.83	6.04	35.92	107.22	104.17	74.00	-30.17	Peak

Remarks:

1. Emission Level= Antenna Factor + Cable Loss -Amp Factor + Reading.
2. The emission levels that are 20dB below the official limit are not reported.



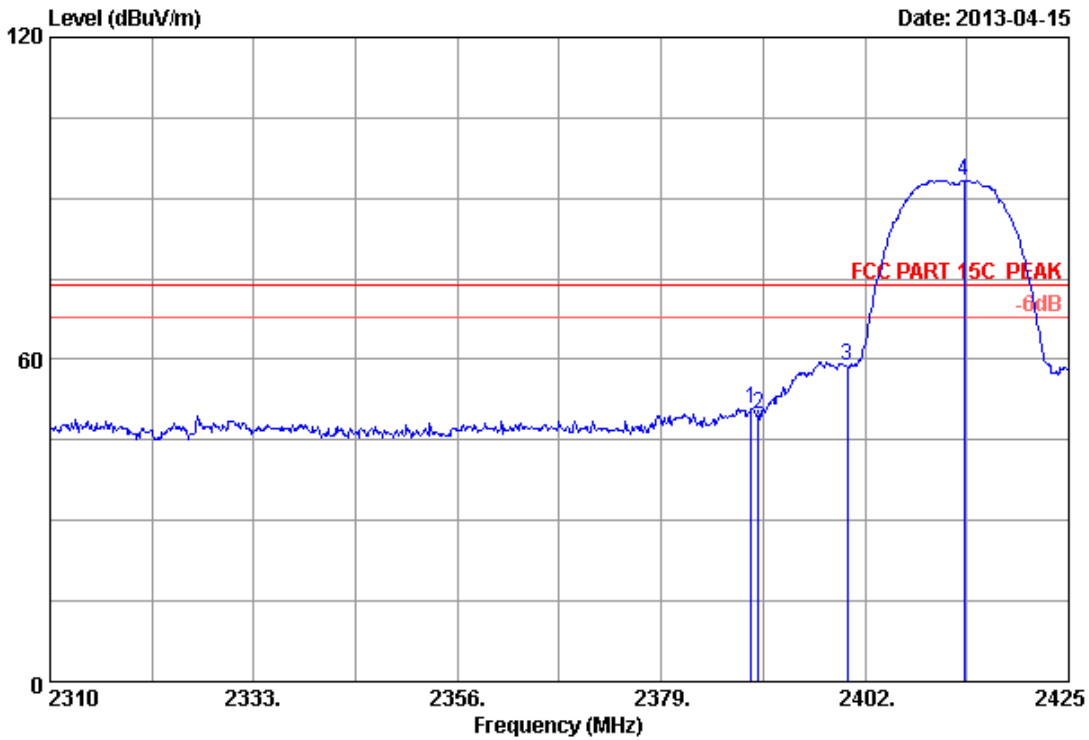
Site no. : 3m Chamber Data no. : 4
 Dis. / Ant. : 3m 2012 3115 (4580) Ant. pol. : HORIZONTAL
 Limit : FCC PART 15C AV
 Env. / Ins. : 24.2°C/56% Engineer : Leo-Li
 EUT : 150Mbps Wireless N USB Module
 Power supply : DC 5V From PC Input AC 120V/60Hz
 Test mode : IEEE802.11b CH1 2412MHz Tx
 M/N : PW-MN427_56I

	Freq. (MHz)	Ant. Factor (dB/m)	Cable loss (dB)	Amp. Factor (dB)	Reading (dBuV)	Emission Level (dBuV/m)	Limits (dBuV/m)	Margin (dB)	Remark
1	2390.000	26.70	6.00	35.92	48.80	45.58	54.00	8.42	Average
2	2397.055	26.74	6.01	35.92	65.19	62.02	54.00	-8.02	Average
3	2400.000	26.76	6.02	35.92	63.59	60.45	54.00	-6.45	Average
4	2414.650	26.85	6.04	35.92	102.24	99.21	54.00	-45.21	Average

Remarks:

1. Emission Level= Antenna Factor + Cable Loss -amp Factor + Reading.
2. The emission levels that are 20dB below the official limit are not reported.

Data: 5 File: G:\2013 report\PI\Proware\ACS13Q0578.EM6 (104) Date: 2013-04-15

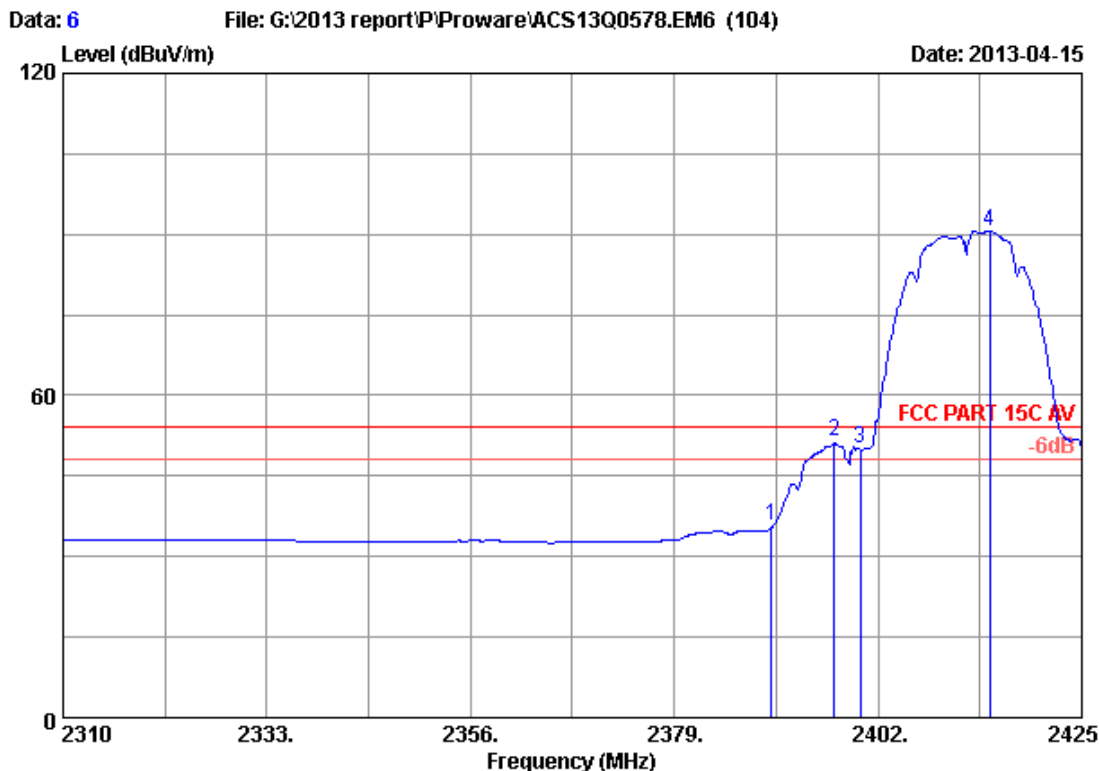


Site no. : 3m Chamber Data no. : 5
 Dis. / Ant. : 3m 2012 3115 (4580) Ant. pol. : VERTICAL
 Limit : FCC PART 15C PEAK
 Env. / Ins. : 24.2*C/56% Engineer : Leo-Li
 EUT : 150Mbps Wireless N USB Module
 Power supply : DC 5V From PC Input AC 120V/60Hz
 Test mode : IEEE802.11b CH1 2412MHz Tx
 M/N : PW-MN427_56I

	Freq. (MHz)	Ant. Factor (dB/m)	Cable loss (dB)	Amp. Factor (dB)	Reading (dBuV)	Emission Level (dBuV/m)	Limits (dBuV/m)	Margin (dB)	Remark
1	2389.120	26.69	6.00	35.92	54.19	50.96	74.00	23.04	Peak
2	2390.000	26.70	6.00	35.92	53.12	49.90	74.00	24.10	Peak
3	2400.000	26.76	6.02	35.92	61.87	58.73	74.00	15.27	Peak
4	2413.155	26.84	6.04	35.92	96.36	93.32	74.00	-19.32	Peak

Remarks:

1. Emission Level= Antenna Factor + Cable Loss -amp Factor + Reading.
2. The emission levels that are 20dB below the official limit are not reported.



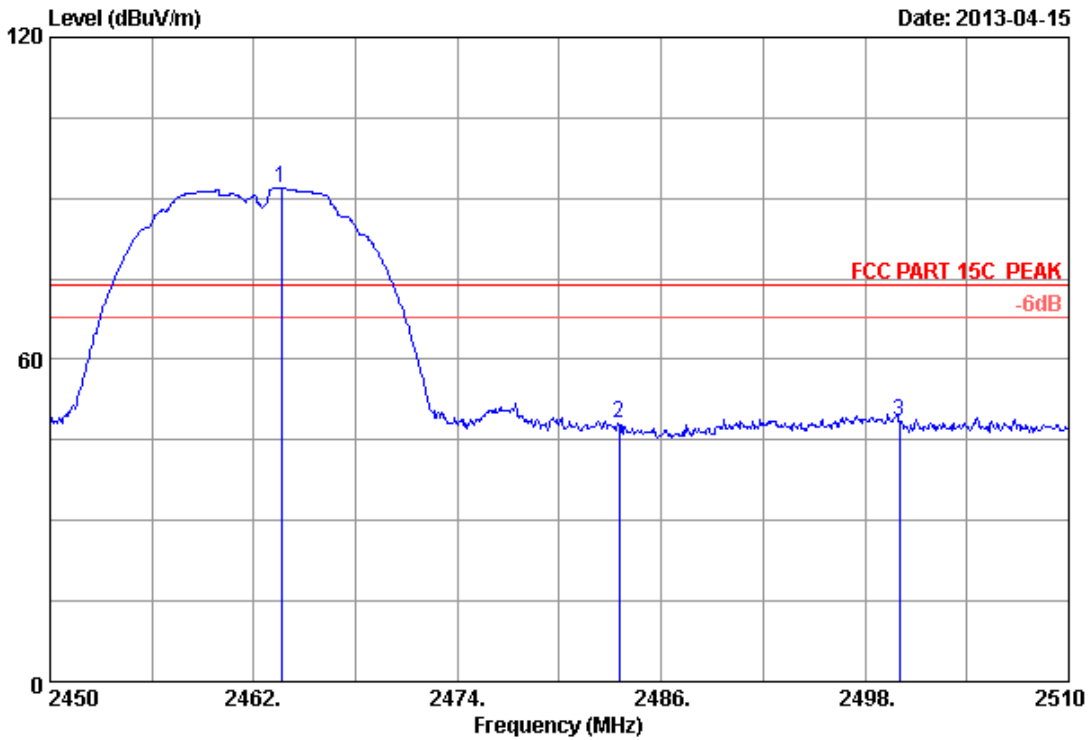
Site no. : 3m Chamber Data no. : 6
 Dis. / Ant. : 3m 2012 3115 (4580) Ant. pol. : VERTICAL
 Limit : FCC PART 15C AV
 Env. / Ins. : 24.2*C/56% Engineer : Leo-Li
 EUT : 150Mbps Wireless N USB Module
 Power supply : DC 5V From PC Input AC 120V/60Hz
 Test mode : IEEE802.11b CH1 2412MHz Tx
 M/N : PW-MN427_56I

	Freq. (MHz)	Ant. Factor (dB/m)	Cable loss (dB)	Amp. Factor (dB)	Reading (dBuV)	Emission Level (dBuV/m)	Limits (dBuV/m)	Margin (dB)	Remark
1	2390.000	26.70	6.00	35.92	38.91	35.69	54.00	18.31	Average
2	2397.055	26.74	6.01	35.92	54.49	51.32	54.00	2.68	Average
3	2400.000	26.76	6.02	35.92	53.26	50.12	54.00	3.88	Average
4	2414.650	26.85	6.04	35.92	93.61	90.58	54.00	-36.58	Average

Remarks:

1. Emission Level= Antenna Factor + Cable Loss -amp Factor + Reading.
2. The emission levels that are 20dB below the official limit are not reported.

Data: 19 File: G:\2013 report\PI\Proware\ACS13Q0578.EM6 (104) Date: 2013-04-15



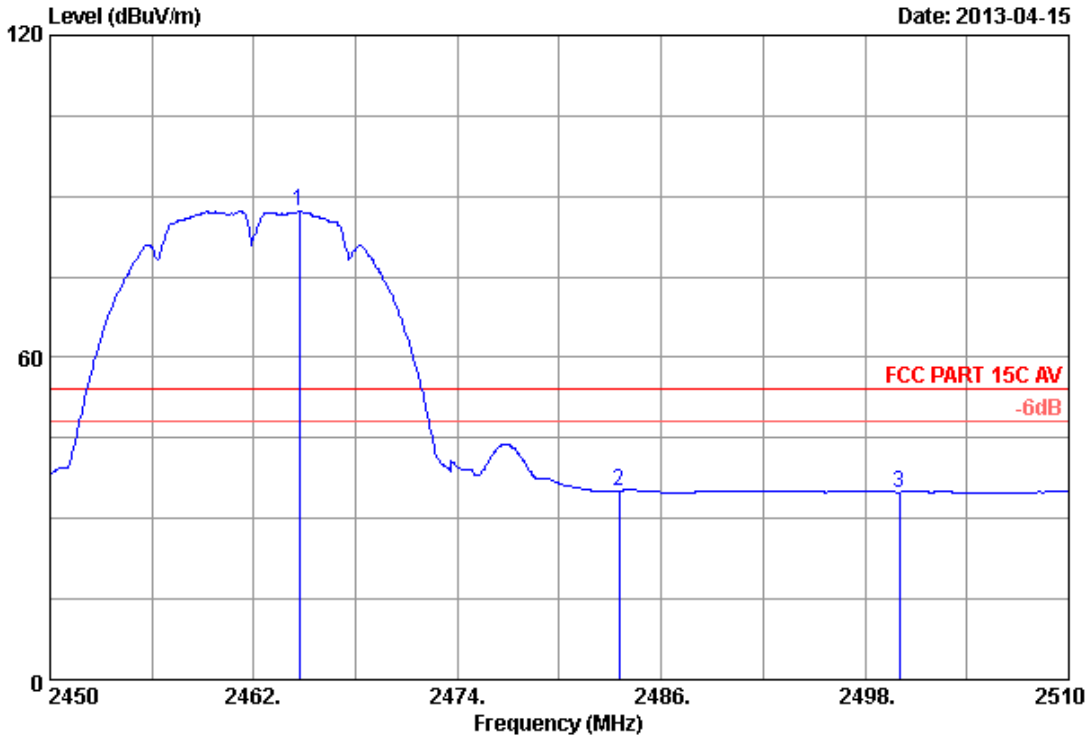
Site no. : 3m Chamber Data no. : 19
 Dis. / Ant. : 3m 2012 3115 (4580) Ant. pol. : VERTICAL
 Limit : FCC PART 15C PEAK
 Env. / Ins. : 24.2°C/56% Engineer : Leo-Li
 EUT : 150Mbps Wireless N USB Module
 Power supply : DC 5V From PC Input AC 120V/60Hz
 Test mode : IEEE802.11b CH11 2462MHz Tx
 M/N : PW-MN427_56I
 :

	Freq. (MHz)	Ant. Factor (dB/m)	Cable loss (dB)	Amp. Factor (dB)	Reading (dBuV)	Emission Level (dBuV/m)	Limits (dBuV/m)	Margin (dB)	Remark
1	2463.620	27.17	6.13	35.92	94.44	91.82	74.00	-17.82	Peak
2	2483.500	27.29	6.16	35.92	50.44	47.97	74.00	26.03	Peak
3	2500.000	27.40	6.19	35.93	50.78	48.44	74.00	25.56	Peak

Remarks:

1. Emission Level= Antenna Factor + Cable Loss -amp Factor + Reading.
2. The emission levels that are 20dB below the official limit are not reported.

Data: 20 File: G:\2013 report\PI\Proware\ACS13Q0578.EM6 (104) Date: 2013-04-15



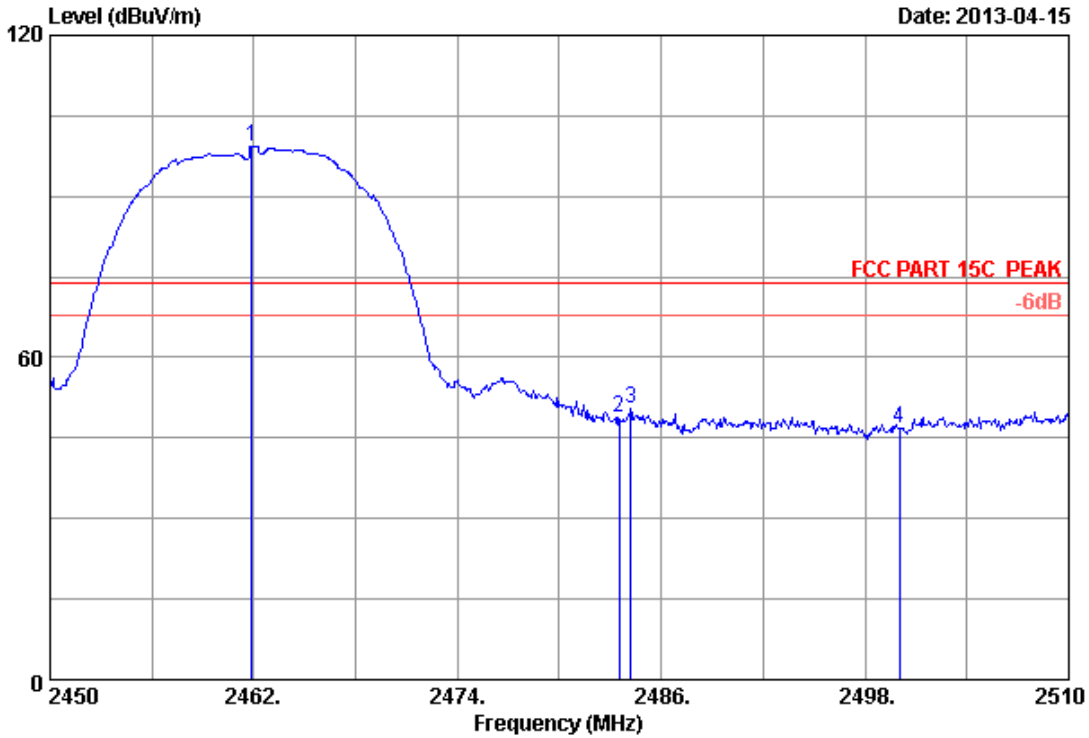
Site no. : 3m Chamber Data no. : 20
 Dis. / Ant. : 3m 2012 3115 (4580) Ant. pol. : VERTICAL
 Limit : FCC PART 15C AV
 Env. / Ins. : 24.2*C/56% Engineer : Leo-Li
 EUT : 150Mbps Wireless N USB Module
 Power supply : DC 5V From PC Input AC 120V/60Hz
 Test mode : IEEE802.11b CH11 2462MHz Tx
 M/N : PW-MN427_56I
 :

	Ant. Factor (dB/m)	Cable loss (dB)	Amp. Factor (dB)	Reading (dBuV)	Emission Level (dBuV/m)	Limits (dBuV/m)	Margin (dB)	Remark
1	27.17	6.13	35.92	89.78	87.16	54.00	-33.16	Average
2	27.29	6.16	35.92	37.67	35.20	54.00	18.80	Average
3	27.40	6.19	35.93	37.27	34.93	54.00	19.07	Average

Remarks:

1. Emission Level= Antenna Factor + Cable Loss -amp Factor + Reading.
2. The emission levels that are 20dB below the official limit are not reported.

Data: 21 File: G:\2013 report\PI\Proware\ACS13Q0578.EM6 (104) Date: 2013-04-15



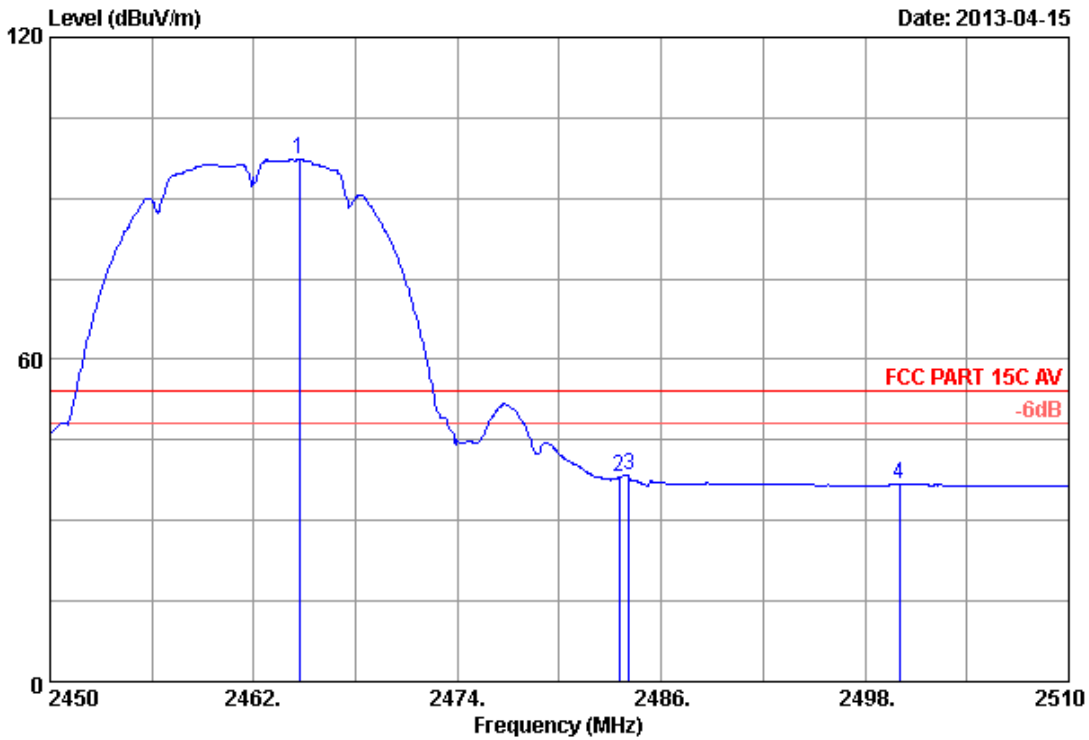
Site no. : 3m Chamber Data no. : 21
 Dis. / Ant. : 3m 2012 3115 (4580) Ant. pol. : HORIZONTAL
 Limit : FCC PART 15C PEAK
 Env. / Ins. : 24.2*C/56% Engineer : Leo-Li
 EUT : 150Mbps Wireless N USB Module
 Power supply : DC 5V From PC Input AC 120V/60Hz
 Test mode : IEEE802.11b CH11 2462MHz Tx
 M/N : PW-MN427_56I
 :

	Freq. (MHz)	Ant. Factor (dB/m)	Cable loss (dB)	Amp. Factor (dB)	Reading (dBuV)	Emission Level (dBuV/m)	Limits (dBuV/m)	Margin (dB)	Remark
1	2461.880	27.16	6.12	35.92	101.98	99.34	74.00	-25.34	Peak
2	2483.500	27.29	6.16	35.92	51.43	48.96	74.00	25.04	Peak
3	2484.200	27.30	6.16	35.92	53.08	50.62	74.00	23.38	Peak
4	2500.000	27.40	6.19	35.93	49.09	46.75	74.00	27.25	Peak

Remarks:

1. Emission Level= Antenna Factor + Cable Loss -amp Factor + Reading.
2. The emission levels that are 20dB below the official limit are not reported.

Data: 22 File: G:\2013 report\PI\Proware\ACS13Q0578.EM6 (104) Date: 2013-04-15



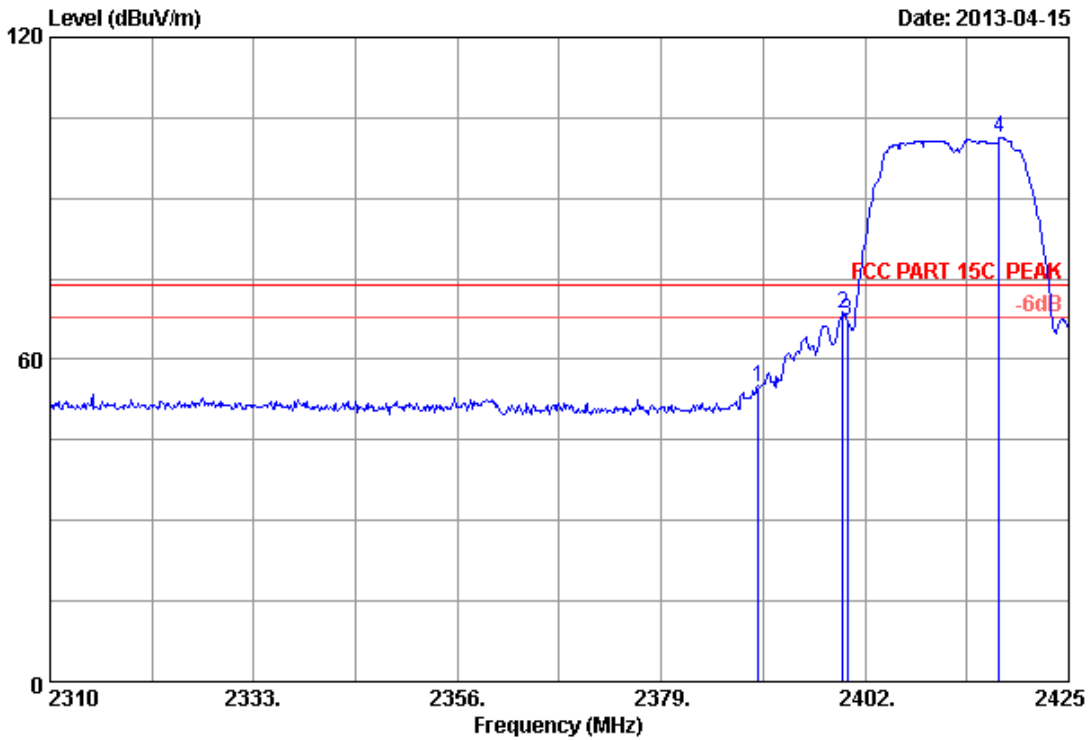
Site no. : 3m Chamber Data no. : 22
 Dis. / Ant. : 3m 2012 3115 (4580) Ant. pol. : HORIZONTAL
 Limit : FCC PART 15C AV
 Env. / Ins. : 24.2*C/56% Engineer : Leo-Li
 EUT : 150Mbps Wireless N USB Module
 Power supply : DC 5V From PC Input AC 120V/60Hz
 Test mode : IEEE802.11b CH11 2462MHz Tx
 M/N : PW-MN427_56I
 :

	Freq. (MHz)	Ant. Factor (dB/m)	Cable loss (dB)	Amp. Factor (dB)	Reading (dBuV)	Emission Level (dBuV/m)	Limits (dBuV/m)	Margin (dB)	Remark
1	2464.700	27.17	6.13	35.92	99.91	97.29	54.00	-43.29	Average
2	2483.500	27.29	6.16	35.92	40.49	38.02	54.00	15.98	Average
3	2484.080	27.30	6.16	35.92	40.97	38.51	54.00	15.49	Average
4	2500.000	27.40	6.19	35.93	39.02	36.68	54.00	17.32	Average

Remarks:

1. Emission Level= Antenna Factor + Cable Loss -amp Factor + Reading.
2. The emission levels that are 20dB below the official limit are not reported.

Data: 29 File: G:\2013 report\PI\Proware\ACS13Q0578.EM6 (104) Date: 2013-04-15



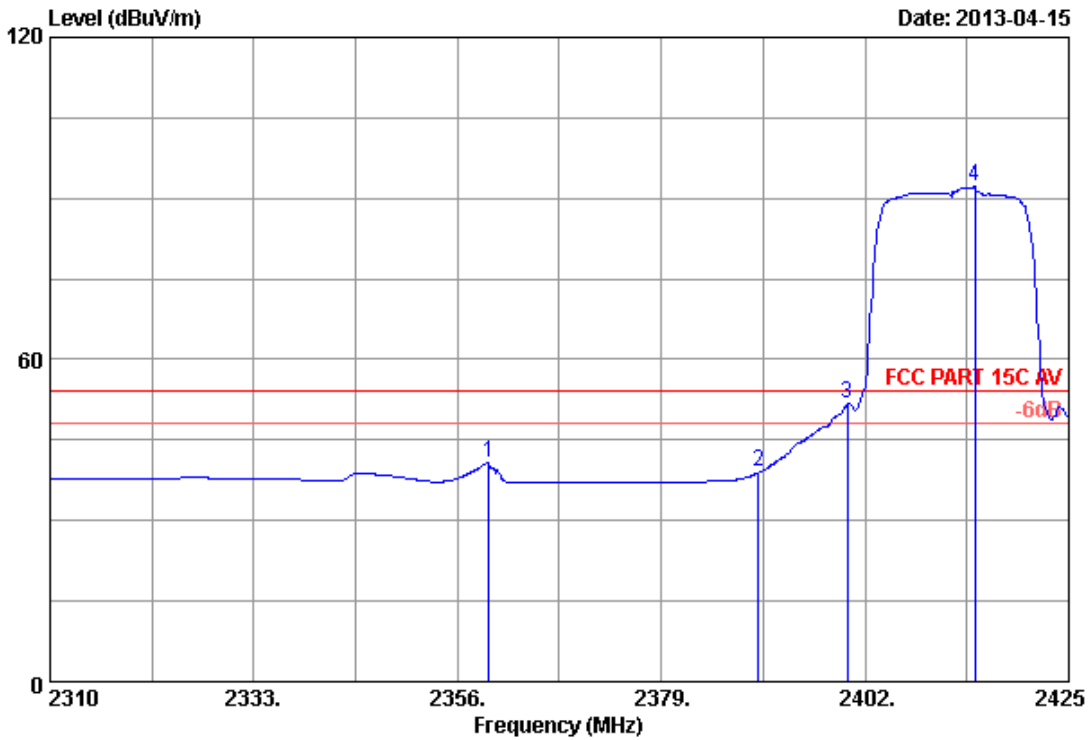
Site no. : 3m Chamber Data no. : 29
 Dis. / Ant. : 3m 2012 3115 (4580) Ant. pol. : HORIZONTAL
 Limit : FCC PART 15C PEAK
 Env. / Ins. : 24.2°C/56% Engineer : Leo-Li
 EUT : 150Mbps Wireless N USB Module
 Power supply : DC 5V From PC Input AC 120V/60Hz
 Test mode : IEEE802.11g CH1 2412MHz Tx
 M/N : PW-MN427_56I

	Freq. (MHz)	Ant. Factor (dB/m)	Cable loss (dB)	Amp. Factor (dB)	Reading (dBuV)	Emission Level (dBuV/m)	Limits (dBuV/m)	Margin (dB)	Remark
1	2390.000	26.70	6.00	35.92	58.18	54.96	74.00	19.04	Peak
2	2399.470	26.76	6.02	35.92	71.63	68.49	74.00	5.51	Peak
3	2400.000	26.76	6.02	35.92	70.27	67.13	74.00	6.87	Peak
4	2417.180	26.87	6.05	35.92	104.28	101.28	74.00	-27.28	Peak

Remarks:

1. Emission Level= Antenna Factor + Cable Loss -amp Factor + Reading.
2. The emission levels that are 20dB below the official limit are not reported.

Data: 30 File: G:\2013 report\PI\Proware\ACS13Q0578.EM6 (104) Date: 2013-04-15



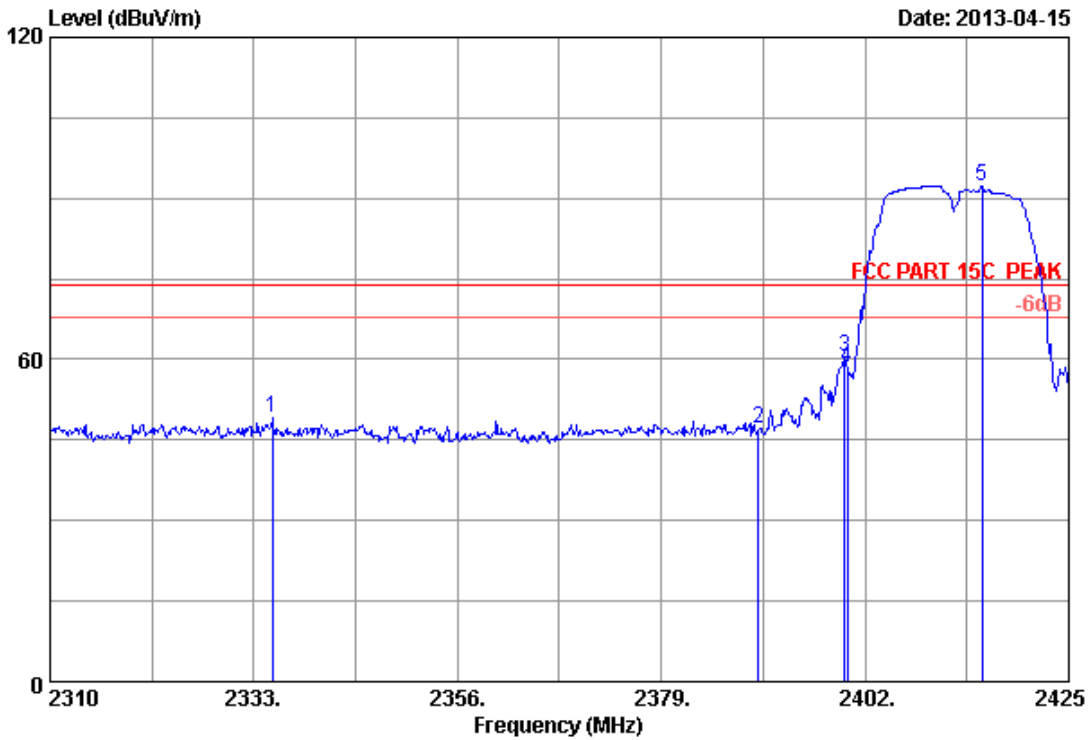
Site no. : 3m Chamber Data no. : 30
 Dis. / Ant. : 3m 2012 3115 (4580) Ant. pol. : HORIZONTAL
 Limit : FCC PART 15C AV
 Env. / Ins. : 24.2°C/56% Engineer : Leo-Li
 EUT : 150Mbps Wireless N USB Module
 Power supply : DC 5V From PC Input AC 120V/60Hz
 Test mode : IEEE802.11g CH1 2412MHz Tx
 M/N : PW-MN427_56I

	Freq. (MHz)	Ant. Factor (dB/m)	Cable loss (dB)	Amp. Factor (dB)	Reading (dBuV)	Emission Level (dBuV/m)	Limits (dBuV/m)	Margin (dB)	Remark
1	2359.565	26.50	5.95	35.92	44.28	40.81	54.00	13.19	Average
2	2390.000	26.70	6.00	35.92	42.18	38.96	54.00	15.04	Average
3	2400.000	26.76	6.02	35.92	54.79	51.65	54.00	2.35	Average
4	2414.420	26.85	6.04	35.92	95.17	92.14	54.00	-38.14	Average

Remarks:

1. Emission Level= Antenna Factor + Cable Loss -amp Factor + Reading.
2. The emission levels that are 20dB below the official limit are not reported.

Data: 31 File: G:\2013 report\PI\Proware\ACS13Q0578.EM6 (104) Date: 2013-04-15

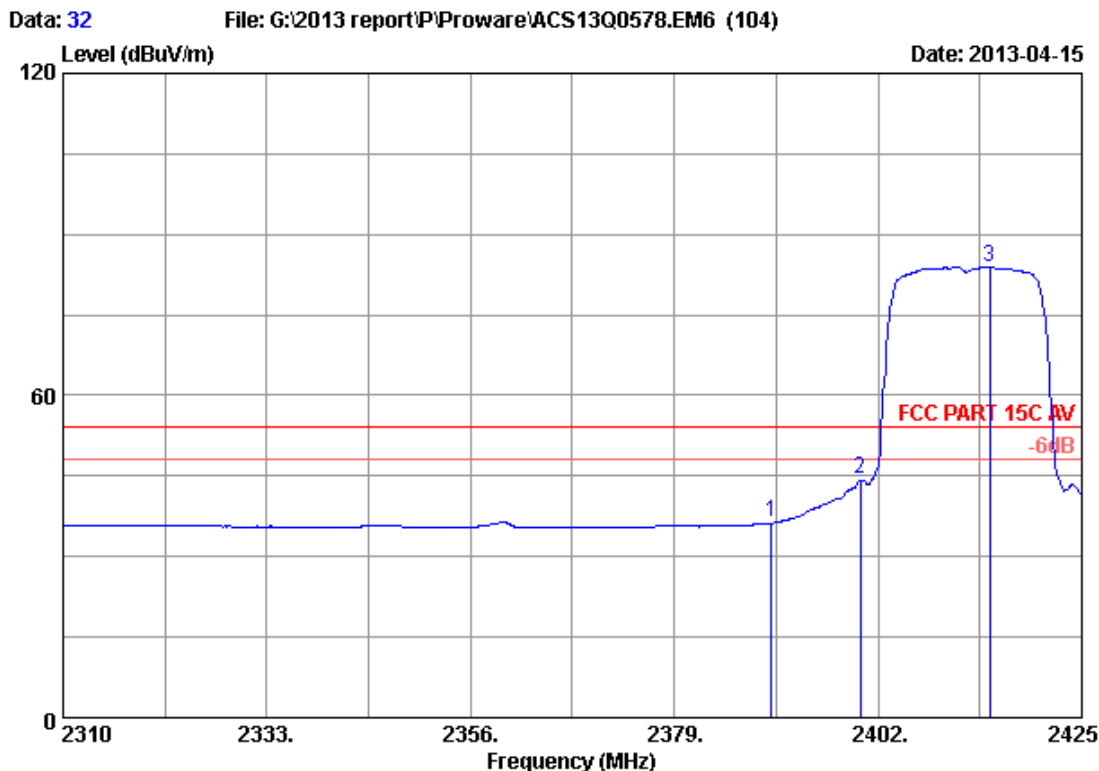


Site no. : 3m Chamber Data no. : 31
 Dis. / Ant. : 3m 2012 3115 (4580) Ant. pol. : VERTICAL
 Limit : FCC PART 15C PEAK
 Env. / Ins. : 24.2°C/56% Engineer : Leo-Li
 EUT : 150Mbps Wireless N USB Module
 Power supply : DC 5V From PC Input AC 120V/60Hz
 Test mode : IEEE802.11g CH1 2412MHz Tx
 M/N : PW-MN427_56I

	Freq. (MHz)	Ant. Factor (dB/m)	Cable loss (dB)	Amp. Factor (dB)	Reading (dBuV)	Emission Level (dBuV/m)	Limits (dBuV/m)	Margin (dB)	Remark
1	2335.070	26.34	5.91	35.92	52.73	49.06	74.00	24.94	Peak
2	2390.000	26.70	6.00	35.92	50.23	47.01	74.00	26.99	Peak
3	2399.700	26.76	6.02	35.92	63.48	60.34	74.00	13.66	Peak
4	2400.000	26.76	6.02	35.92	61.54	58.40	74.00	15.60	Peak
5	2415.225	26.86	6.04	35.92	95.39	92.37	74.00	-18.37	Peak

Remarks:

1. Emission Level= Antenna Factor + Cable Loss -Amp Factor + Reading.
2. The emission levels that are 20dB below the official limit are not reported.



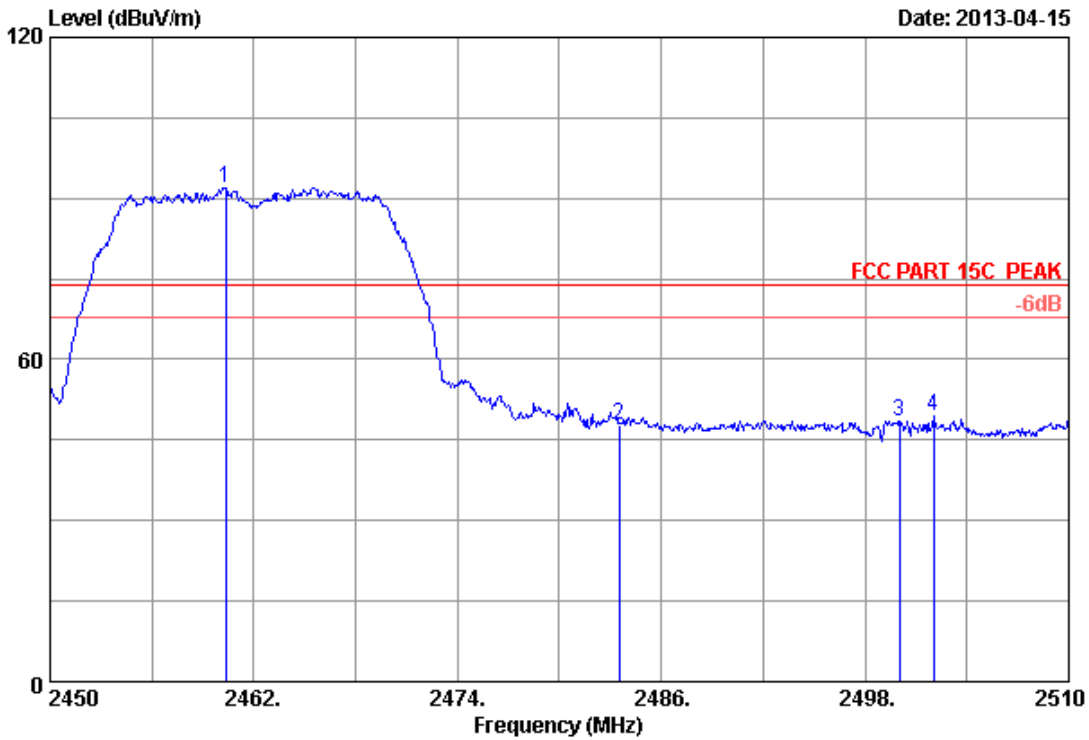
Site no. : 3m Chamber Data no. : 32
 Dis. / Ant. : 3m 2012 3115 (4580) Ant. pol. : VERTICAL
 Limit : FCC PART 15C AV
 Env. / Ins. : 24.2°C/56% Engineer : Leo-Li
 EUT : 150Mbps Wireless N USB Module
 Power supply : DC 5V From PC Input AC 120V/60Hz
 Test mode : IEEE802.11g CH1 2412MHz Tx
 M/N : PW-MN427_56I
 :

	Freq. (MHz)	Ant. Factor (dB/m)	Cable loss (dB)	Amp. Factor (dB)	Reading (dBuV)	Emission Level (dBuV/m)	Limits (dBuV/m)	Margin (dB)	Remark
1	2390.000	26.70	6.00	35.92	39.62	36.40	54.00	17.60	Average
2	2400.000	26.76	6.02	35.92	47.49	44.35	54.00	9.65	Average
3	2414.650	26.85	6.04	35.92	86.90	83.87	54.00	-29.87	Average

Remarks:

1. Emission Level= Antenna Factor + Cable Loss -amp Factor + Reading.
2. The emission levels that are 20dB below the official limit are not reported.

Data: 45 File: G:\2013 report\PI\Proware\ACS13Q0578.EM6 (104) Date: 2013-04-15



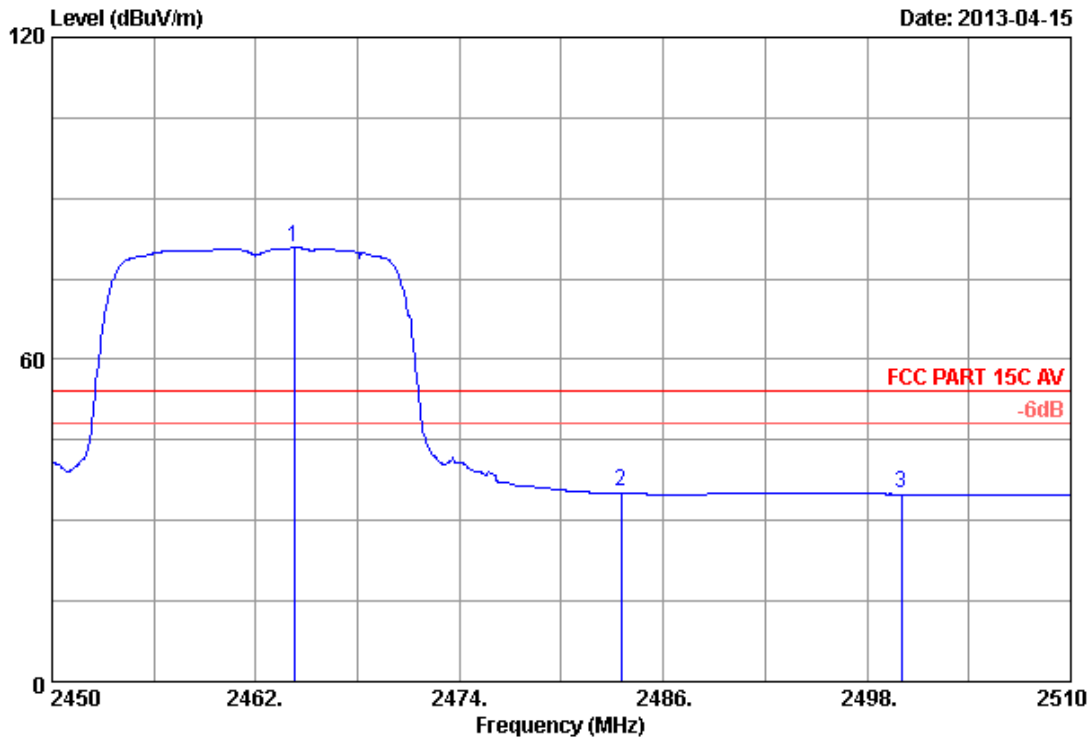
Site no. : 3m Chamber Data no. : 45
 Dis. / Ant. : 3m 2012 3115 (4580) Ant. pol. : VERTICAL
 Limit : FCC PART 15C PEAK
 Env. / Ins. : 24.2*C/56% Engineer : Leo-Li
 EUT : 150Mbps Wireless N USB Module
 Power supply : DC 5V From PC Input AC 120V/60Hz
 Test mode : IEEE802.11g CH11 2462MHz Tx
 M/N : PW-MN427_56I

	Freq. (MHz)	Ant. Factor (dB/m)	Cable loss (dB)	Amp. Factor (dB)	Reading (dBuV)	Emission Level (dBuV/m)	Limits (dBuV/m)	Margin (dB)	Remark
1	2460.320	27.15	6.12	35.92	94.64	91.99	74.00	-17.99	Peak
2	2483.500	27.29	6.16	35.92	50.12	47.65	74.00	26.35	Peak
3	2500.000	27.40	6.19	35.93	50.93	48.59	74.00	25.41	Peak
4	2502.020	27.41	6.19	35.93	51.76	49.43	74.00	24.57	Peak

Remarks:

1. Emission Level= Antenna Factor + Cable Loss -amp Factor + Reading.
2. The emission levels that are 20dB below the official limit are not reported.

Data: 46 File: G:\2013 report\PI\Proware\ACS13Q0578.EM6 (104) Date: 2013-04-15



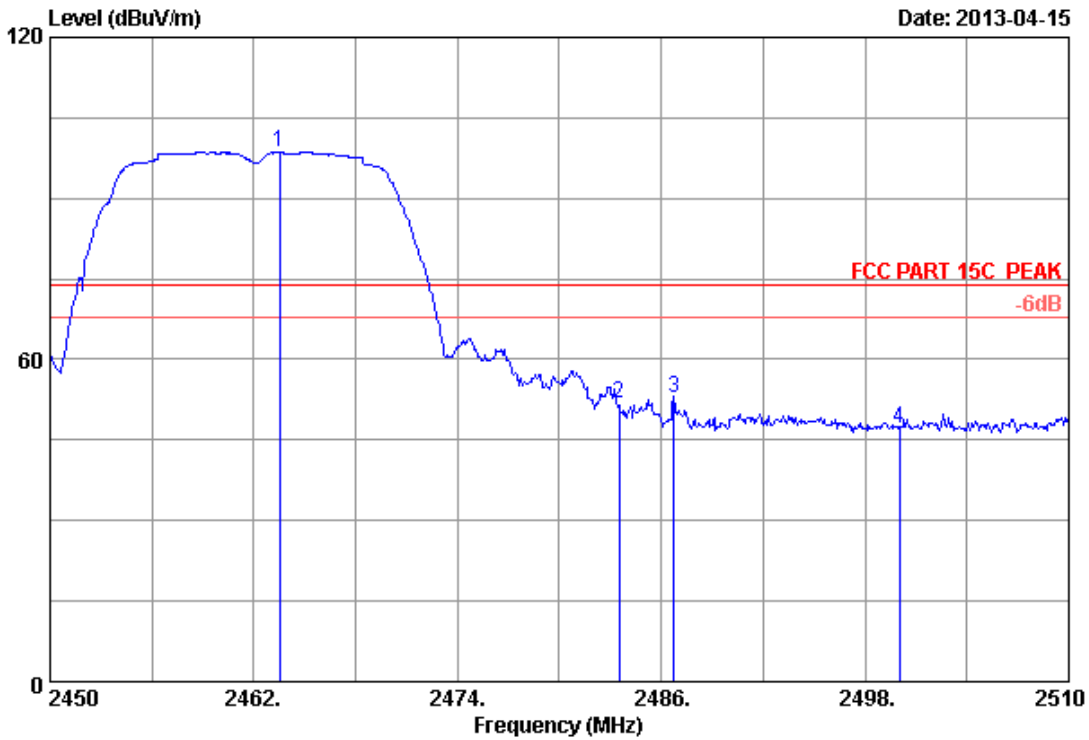
Site no. : 3m Chamber Data no. : 46
 Dis. / Ant. : 3m 2012 3115 (4580) Ant. pol. : VERTICAL
 Limit : FCC PART 15C AV
 Env. / Ins. : 24.2°C/56% Engineer : Leo-Li
 EUT : 150Mbps Wireless N USB Module
 Power supply : DC 5V From PC Input AC 120V/60Hz
 Test mode : IEEE802.11g CH11 2462MHz Tx
 M/N : PW-MN427_56I

	Freq. (MHz)	Ant. Factor (dB/m)	Cable loss (dB)	Amp. Factor (dB)	Reading (dBuV)	Emission Level (dBuV/m)	Limits (dBuV/m)	Margin (dB)	Remark
1	2464.280	27.17	6.13	35.92	83.42	80.80	54.00	-26.80	Average
2	2483.500	27.29	6.16	35.92	37.86	35.39	54.00	18.61	Average
3	2500.000	27.40	6.19	35.93	37.49	35.15	54.00	18.85	Average

Remarks:

1. Emission Level= Antenna Factor + Cable Loss -amp Factor + Reading.
2. The emission levels that are 20dB below the official limit are not reported.

Data: 47 File: G:\2013 report\PI\Proware\ACS13Q0578.EM6 (104) Date: 2013-04-15



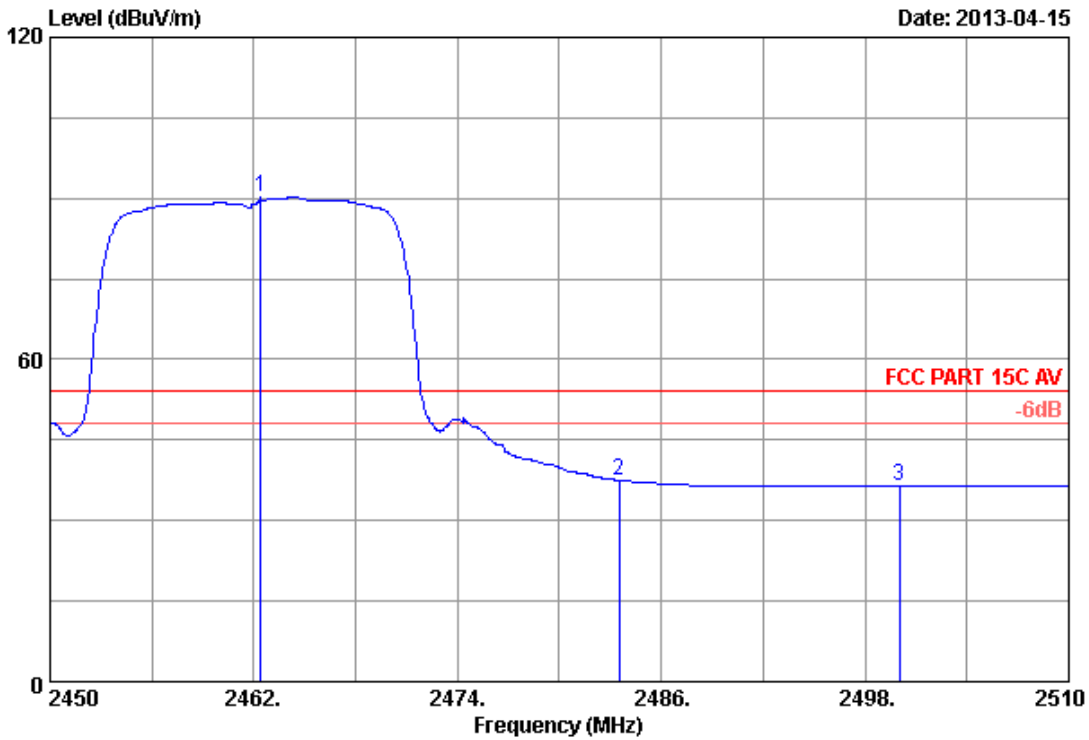
Site no. : 3m Chamber Data no. : 47
 Dis. / Ant. : 3m 2012 3115 (4580) Ant. pol. : HORIZONTAL
 Limit : FCC PART 15C PEAK
 Env. / Ins. : 24.2*C/56% Engineer : Leo-Li
 EUT : 150Mbps Wireless N USB Module
 Power supply : DC 5V From PC Input AC 120V/60Hz
 Test mode : IEEE802.11g CH11 2462MHz Tx
 M/N : PW-MN427_56I

	Freq. (MHz)	Ant. Factor (dB/m)	Cable loss (dB)	Amp. Factor (dB)	Reading (dBuV)	Emission Level (dBuV/m)	Limits (dBuV/m)	Margin (dB)	Remark
1	2463.500	27.17	6.13	35.92	101.36	98.74	74.00	-24.74	Peak
2	2483.500	27.29	6.16	35.92	54.32	51.85	74.00	22.15	Peak
3	2486.720	27.32	6.16	35.92	55.32	52.88	74.00	21.12	Peak
4	2500.000	27.40	6.19	35.93	49.46	47.12	74.00	26.88	Peak

Remarks:

1. Emission Level= Antenna Factor + Cable Loss -amp Factor + Reading.
2. The emission levels that are 20dB below the official limit are not reported.

Data: 48 File: G:\2013 report\PI\Proware\ACS13Q0578.EM6 (104) Date: 2013-04-15



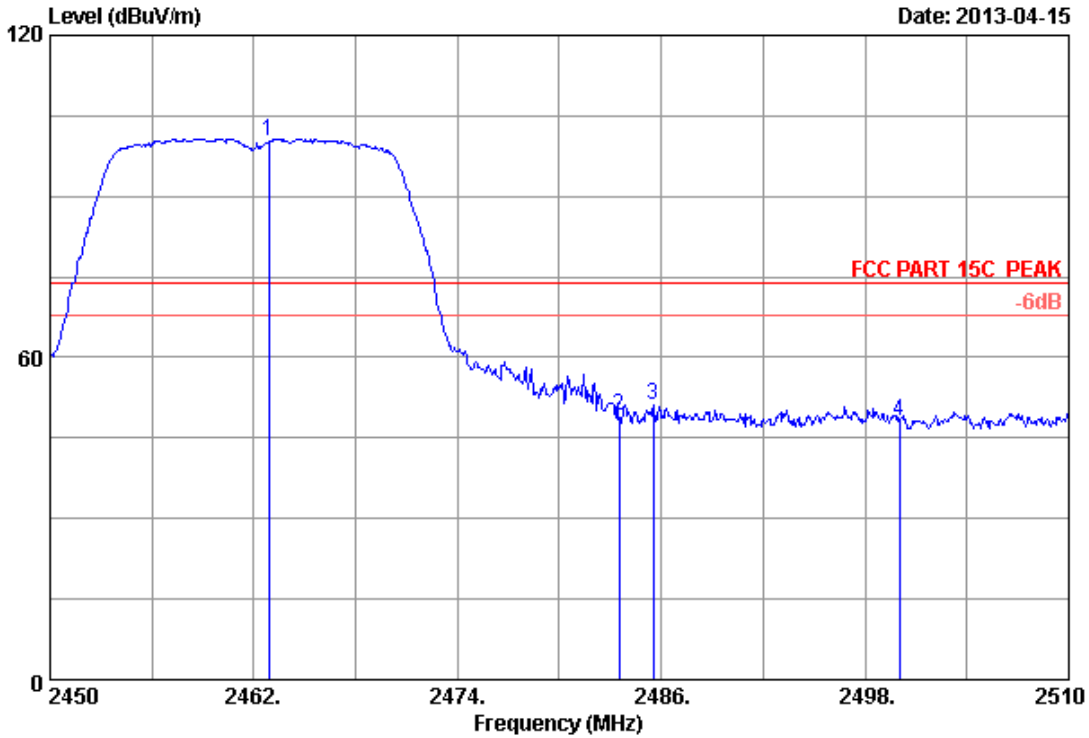
Site no. : 3m Chamber Data no. : 48
 Dis. / Ant. : 3m 2012 3115 (4580) Ant. pol. : HORIZONTAL
 Limit : FCC PART 15C AV
 Env. / Ins. : 24.2°C/56% Engineer : Leo-Li
 EUT : 150Mbps Wireless N USB Module
 Power supply : DC 5V From PC Input AC 120V/60Hz
 Test mode : IEEE802.11g CH11 2462MHz Tx
 M/N : PW-MN427_56I

	Freq. (MHz)	Ant. Factor (dB/m)	Cable loss (dB)	Amp. Factor (dB)	Reading (dBuV)	Emission Level (dBuV/m)	Limits (dBuV/m)	Margin (dB)	Remark
1	2462.420	27.16	6.12	35.92	93.03	90.39	54.00	-36.39	Average
2	2483.500	27.29	6.16	35.92	39.81	37.34	54.00	16.66	Average
3	2500.000	27.40	6.19	35.93	38.73	36.39	54.00	17.61	Average

Remarks:

1. Emission Level= Antenna Factor + Cable Loss -amp Factor + Reading.
2. The emission levels that are 20dB below the official limit are not reported.

Data: 55 File: G:\2013 report\PI\Proware\ACS13Q0578.EM6 (104) Date: 2013-04-15



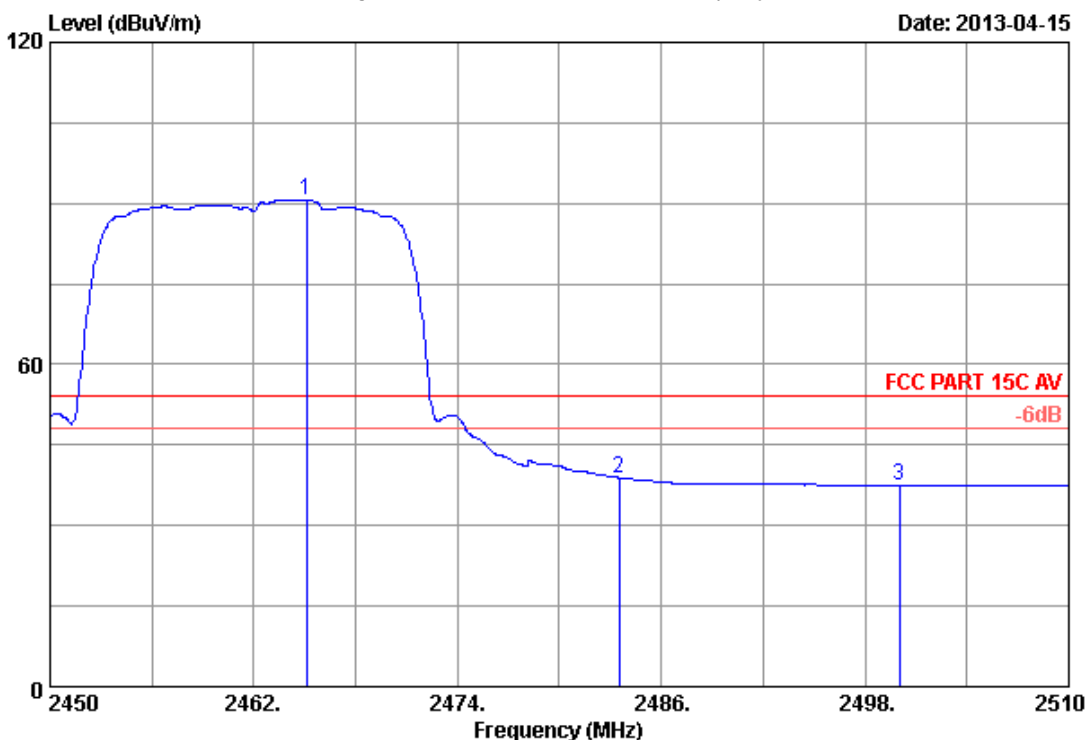
Site no. : 3m Chamber Data no. : 55
 Dis. / Ant. : 3m 2012 3115 (4580) Ant. pol. : HORIZONTAL
 Limit : FCC PART 15C PEAK
 Env. / Ins. : 24.2°C/56% Engineer : Leo-Li
 EUT : 150Mbps Wireless N USB Module
 Power supply : DC 5V From PC Input AC 120V/60Hz
 Test mode : IEEE802.11n CH11 2462MHz Tx
 M/N : PW-MN427_56I

	Freq. (MHz)	Ant. Factor (dB/m)	Cable loss (dB)	Amp. Factor (dB)	Reading (dBuV)	Emission Level (dBuV/m)	Limits (dBuV/m)	Margin (dB)	Remark
1	2462.900	27.16	6.12	35.92	102.94	100.30	74.00	-26.30	Peak
2	2483.500	27.29	6.16	35.92	51.44	48.97	74.00	25.03	Peak
3	2485.520	27.31	6.16	35.92	53.66	51.21	74.00	22.79	Peak
4	2500.000	27.40	6.19	35.93	50.44	48.10	74.00	25.90	Peak

Remarks:

1. Emission Level= Antenna Factor + Cable Loss -amp Factor + Reading.
2. The emission levels that are 20dB below the official limit are not reported.

Data: 56 File: G:\2013 report\PI\Proware\ACS13Q0578.EM6 (104) Date: 2013-04-15



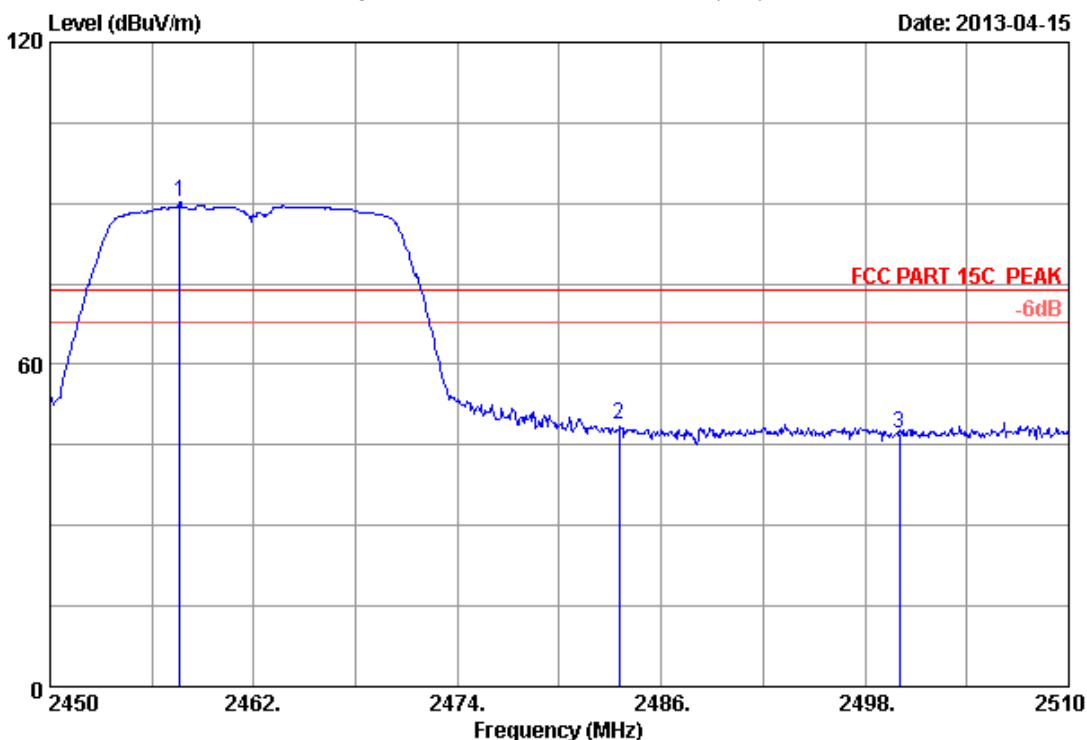
Site no. : 3m Chamber Data no. : 56
 Dis. / Ant. : 3m 2012 3115 (4580) Ant. pol. : HORIZONTAL
 Limit : FCC PART 15C AV
 Env. / Ins. : 24.2*C/56% Engineer : Leo-Li
 EUT : 150Mbps Wireless N USB Module
 Power supply : DC 5V From PC Input AC 120V/60Hz
 Test mode : IEEE802.11n CH11 2462MHz Tx
 M/N : PW-MN427_56I

	Freq. (MHz)	Ant. Factor (dB/m)	Cable loss (dB)	Amp. Factor (dB)	Reading (dBuV)	Emission Level (dBuV/m)	Limits (dBuV/m)	Margin (dB)	Remark
1	2465.120	27.18	6.13	35.92	93.11	90.50	54.00	-36.50	Average
2	2483.500	27.29	6.16	35.92	41.32	38.85	54.00	15.15	Average
3	2500.000	27.40	6.19	35.93	39.62	37.28	54.00	16.72	Average

Remarks:

1. Emission Level= Antenna Factor + Cable Loss -amp Factor + Reading.
2. The emission levels that are 20dB below the official limit are not reported.

Data: 57 File: G:\2013 report\PI\Proware\ACS13Q0578.EM6 (104) Date: 2013-04-15



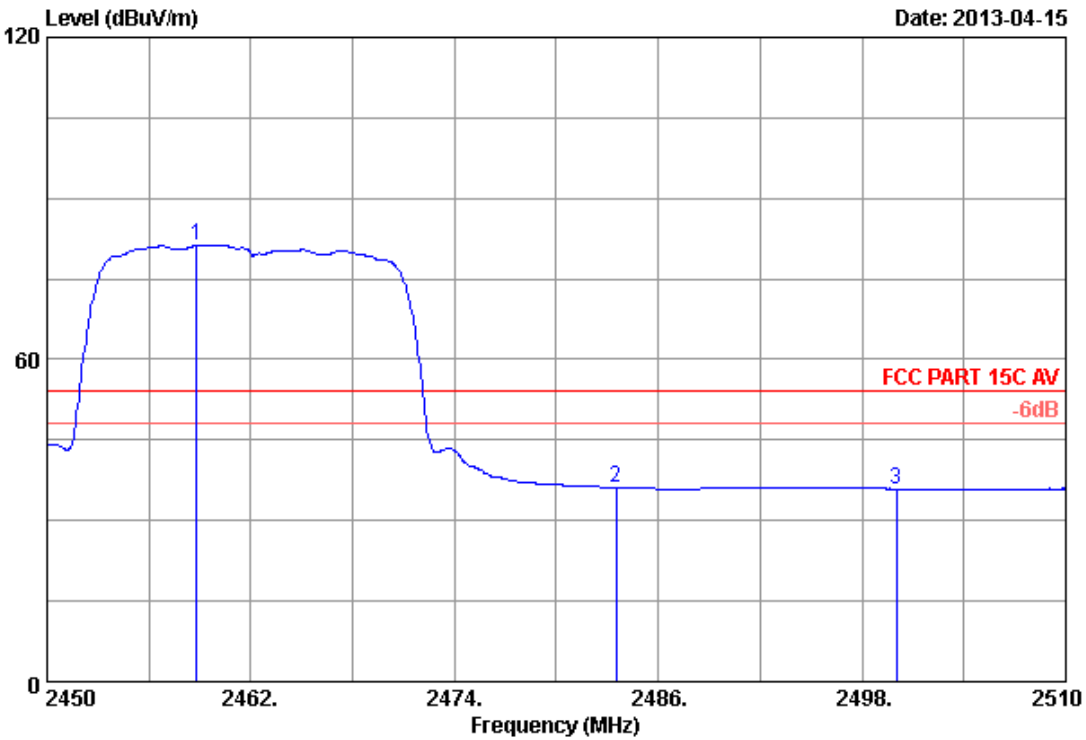
Site no. : 3m Chamber Data no. : 57
 Dis. / Ant. : 3m 2012 3115 (4580) Ant. pol. : VERTICAL
 Limit : FCC PART 15C PEAK
 Env. / Ins. : 24.2°C/56% Engineer : Leo-Li
 EUT : 150Mbps Wireless N USB Module
 Power supply : DC 5V From PC Input AC 120V/60Hz
 Test mode : IEEE802.11n CH11 2462MHz Tx
 M/N : PW-MN427_56I
 :

	Freq. (MHz)	Ant. Factor (dB/m)	Cable loss (dB)	Amp. Factor (dB)	Reading (dBuV)	Emission Level (dBuV/m)	Limits (dBuV/m)	Margin (dB)	Remark
1	2457.620	27.13	6.12	35.92	92.86	90.19	74.00	-16.19	Peak
2	2483.500	27.29	6.16	35.92	51.12	48.65	74.00	25.35	Peak
3	2500.000	27.40	6.19	35.93	49.48	47.14	74.00	26.86	Peak

Remarks:

1. Emission Level= Antenna Factor + Cable Loss -amp Factor + Reading.
2. The emission levels that are 20dB below the official limit are not reported.

Data: 58 File: G:\2013 report\PI\Proware\ACS13Q0578.EM6 (104) Date: 2013-04-15



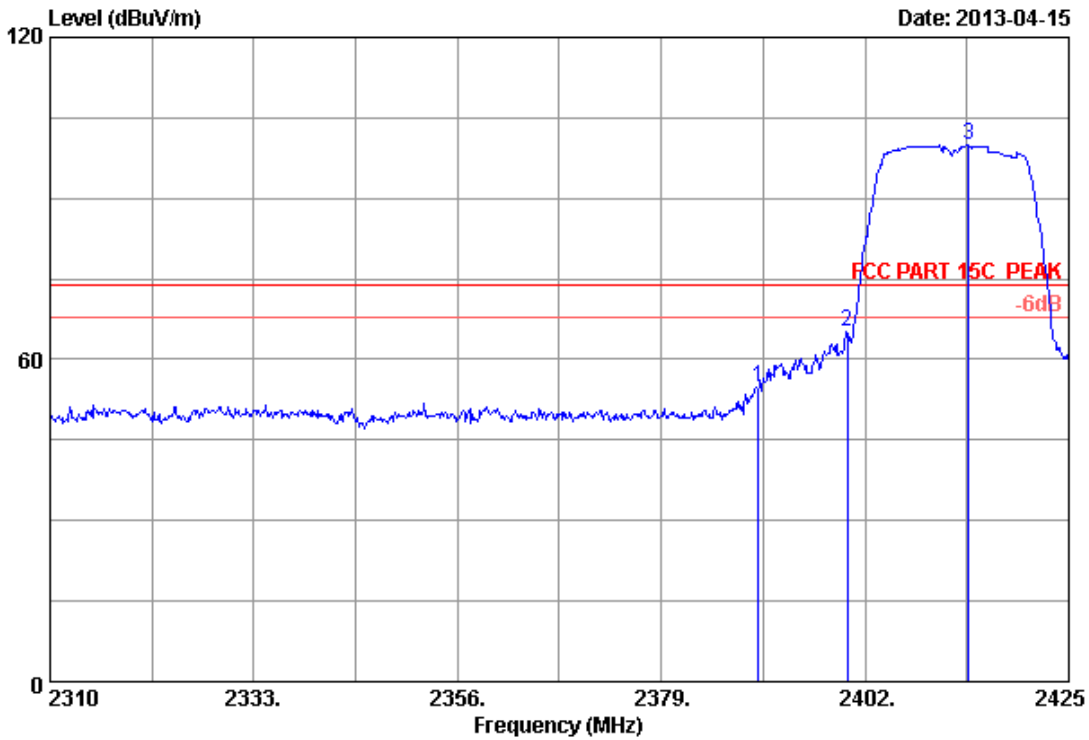
Site no. : 3m Chamber Data no. : 58
 Dis. / Ant. : 3m 2012 3115 (4580) Ant. pol. : VERTICAL
 Limit : FCC PART 15C AV
 Env. / Ins. : 24.2*C/56% Engineer : Leo-Li
 EUT : 150Mbps Wireless N USB Module
 Power supply : DC 5V From PC Input AC 120V/60Hz
 Test mode : IEEE802.11n CH11 2462MHz Tx
 M/N : PW-MN427_56I

	Freq. (MHz)	Ant. Factor (dB/m)	Cable loss (dB)	Amp. Factor (dB)	Reading (dBuV)	Emission Level (dBuV/m)	Limits (dBuV/m)	Margin (dB)	Remark
1	2458.820	27.14	6.12	35.92	83.91	81.25	54.00	-27.25	Average
2	2483.500	27.29	6.16	35.92	38.46	35.99	54.00	18.01	Average
3	2500.000	27.40	6.19	35.93	38.19	35.85	54.00	18.15	Average

Remarks:

1. Emission Level= Antenna Factor + Cable Loss -amp Factor + Reading.
2. The emission levels that are 20dB below the official limit are not reported.

Data: 69 File: G:\2013 report\PI\Proware\ACS13Q0578.EM6 (104) Date: 2013-04-15



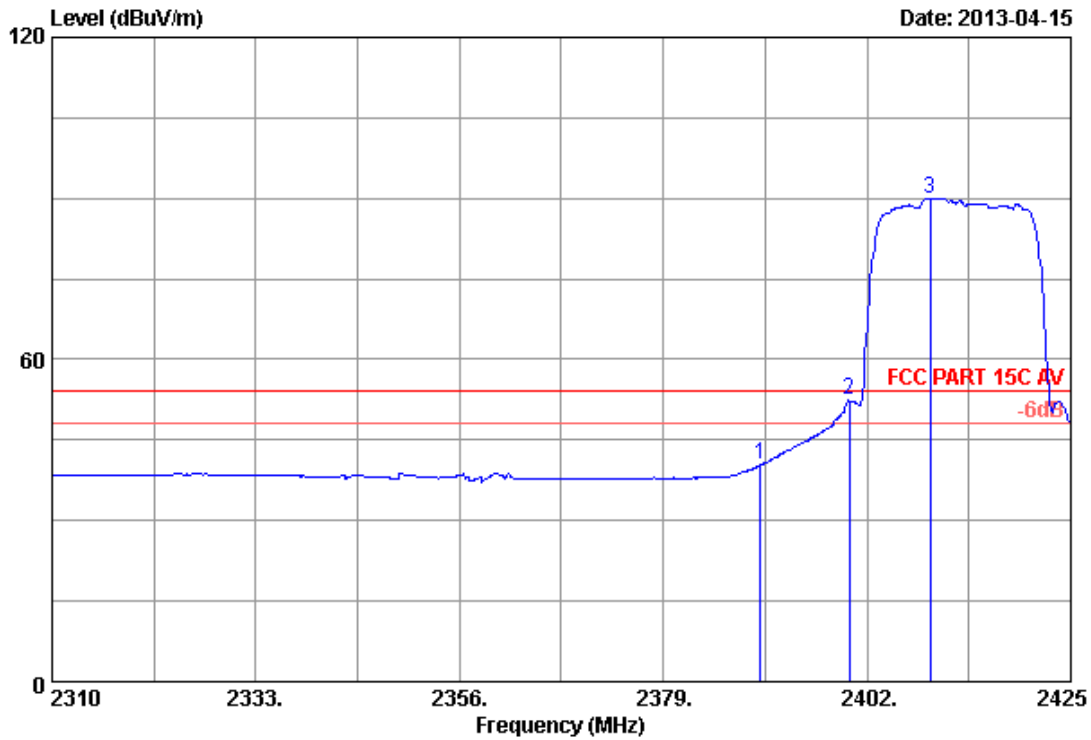
Site no. : 3m Chamber Data no. : 69
 Dis. / Ant. : 3m 2012 3115 (4580) Ant. pol. : HORIZONTAL
 Limit : FCC PART 15C PEAK
 Env. / Ins. : 24.2*C/56% Engineer : Leo-Li
 EUT : 150Mbps Wireless N USB Module
 Power supply : DC 5V From PC Input AC 120V/60Hz
 Test mode : IEEE802.11nHT20 CH1 2412MHz Tx
 M/N : PW-MN427_56I
 :

	Freq. (MHz)	Ant. Factor (dB/m)	Cable loss (dB)	Amp. Factor (dB)	Reading (dBuV)	Emission Level (dBuV/m)	Limits (dBuV/m)	Margin (dB)	Remark
1	2390.000	26.70	6.00	35.92	57.92	54.70	74.00	19.30	Peak
2	2400.000	26.76	6.02	35.92	68.34	65.20	74.00	8.80	Peak
3	2413.730	26.85	6.04	35.92	102.87	99.84	74.00	-25.84	Peak

Remarks:

1. Emission Level= Antenna Factor + Cable Loss -amp Factor + Reading.
2. The emission levels that are 20dB below the official limit are not reported.

Data: 70 File: G:\2013 report\PI\Proware\ACS13Q0578.EM6 (104) Date: 2013-04-15

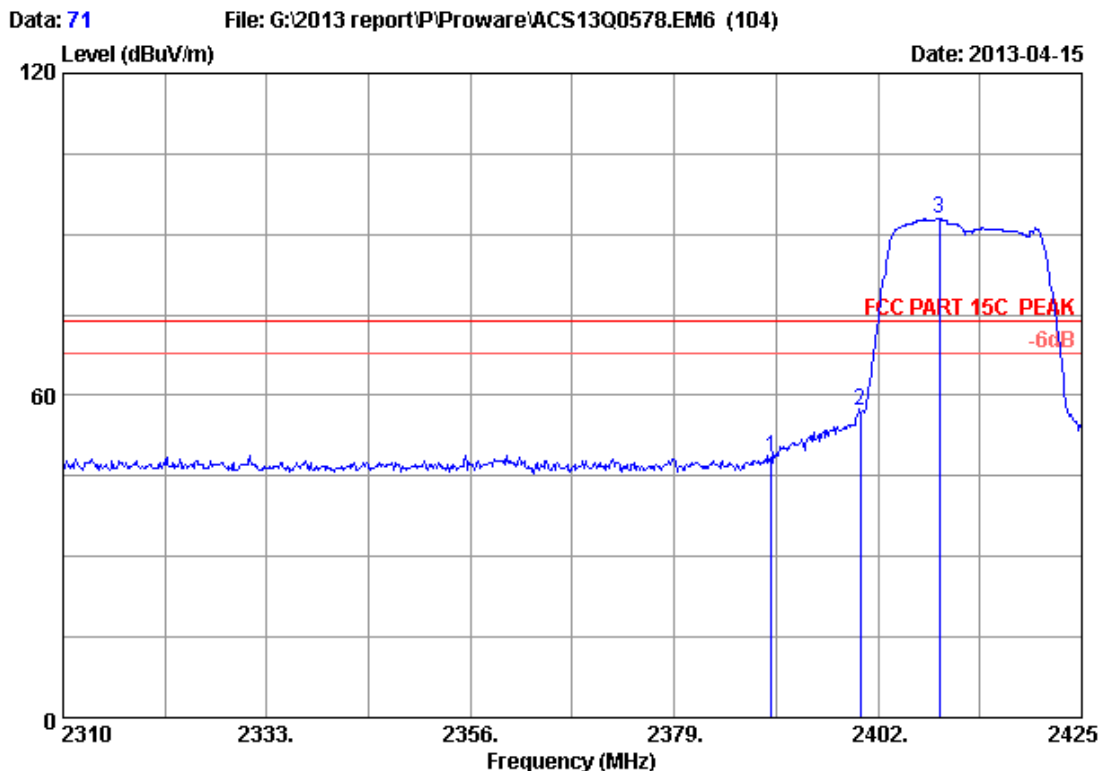


Site no. : 3m Chamber Data no. : 70
 Dis. / Ant. : 3m 2012 3115 (4580) Ant. pol. : HORIZONTAL
 Limit : FCC PART 15C AV
 Env. / Ins. : 24.2*C/56% Engineer : Leo-Li
 EUT : 150Mbps Wireless N USB Module
 Power supply : DC 5V From PC Input AC 120V/60Hz
 Test mode : IEEE802.11nHT20 CH1 2412MHz Tx
 M/N : PW-MN427_56I

	Freq. (MHz)	Ant. Factor (dB/m)	Cable loss (dB)	Amp. Factor (dB)	Reading (dBuV)	Emission Level (dBuV/m)	Limits (dBuV/m)	Margin (dB)	Remark
1	2390.000	26.70	6.00	35.92	43.72	40.50	54.00	13.50	Average
2	2400.000	26.76	6.02	35.92	55.62	52.48	54.00	1.52	Average
3	2409.130	26.82	6.03	35.92	92.82	89.75	54.00	-35.75	Average

Remarks:

1. Emission Level= Antenna Factor + Cable Loss -amp Factor + Reading.
2. The emission levels that are 20dB below the official limit are not reported.

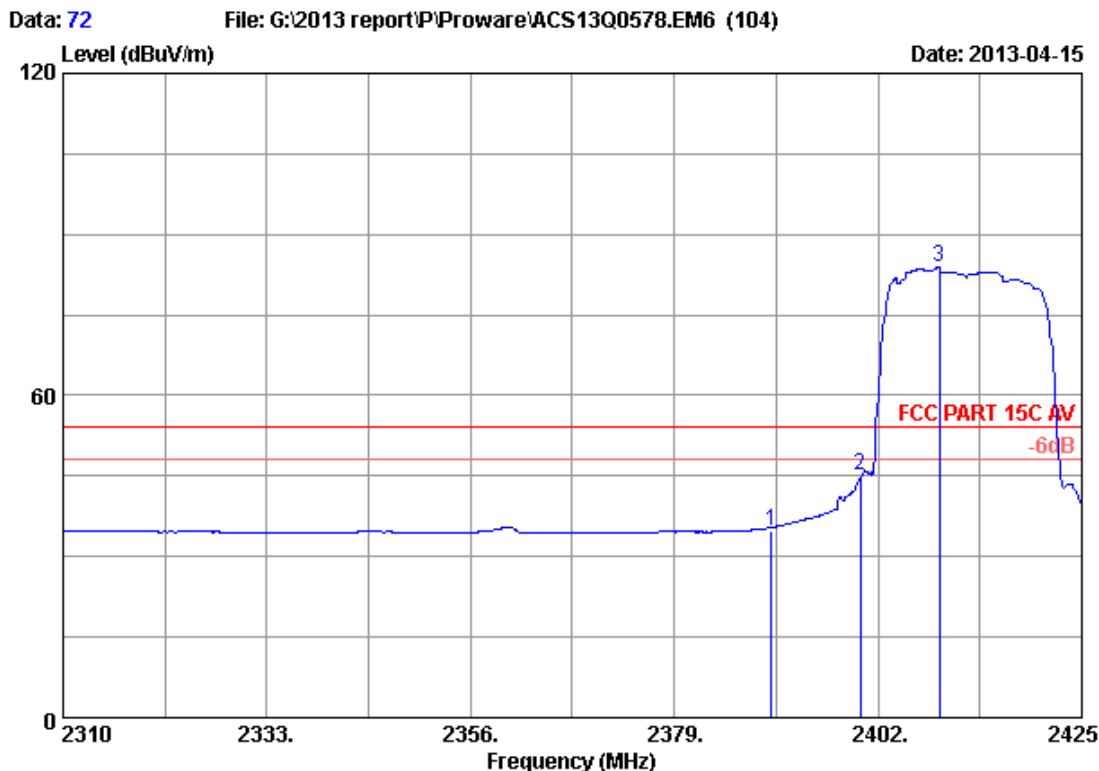


Site no. : 3m Chamber Data no. : 71
 Dis. / Ant. : 3m 2012 3115 (4580) Ant. pol. : VERTICAL
 Limit : FCC PART 15C PEAK
 Env. / Ins. : 24.2*C/56% Engineer : Leo-Li
 EUT : 150Mbps Wireless N USB Module
 Power supply : DC 5V From PC Input AC 120V/60Hz
 Test mode : IEEE802.11nHT20 CH1 2412MHz Tx
 M/N : PW-MN427_56I

	Freq. (MHz)	Ant. Factor (dB/m)	Cable loss (dB)	Amp. Factor (dB)	Reading (dBuV)	Emission Level (dBuV/m)	Limits (dBuV/m)	Margin (dB)	Remark
1	2390.000	26.70	6.00	35.92	51.68	48.46	74.00	25.54	Peak
2	2400.000	26.76	6.02	35.92	60.41	57.27	74.00	16.73	Peak
3	2408.900	26.82	6.03	35.92	96.13	93.06	74.00	-19.06	Peak

Remarks:

1. Emission Level= Antenna Factor + Cable Loss -amp Factor + Reading.
2. The emission levels that are 20dB below the official limit are not reported.



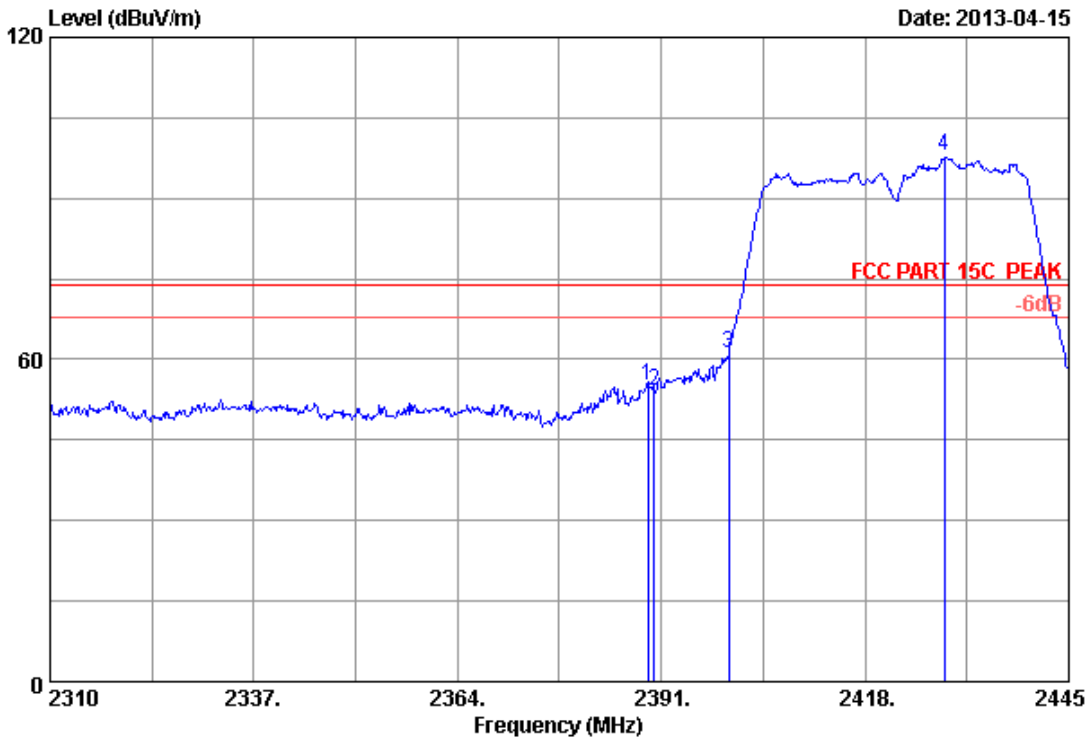
Site no. : 3m Chamber Data no. : 72
 Dis. / Ant. : 3m 2012 3115 (4580) Ant. pol. : VERTICAL
 Limit : FCC PART 15C AV
 Env. / Ins. : 24.2°C/56% Engineer : Leo-Li
 EUT : 150Mbps Wireless N USB Module
 Power supply : DC 5V From PC Input AC 120V/60Hz
 Test mode : IEEE802.11nHT20 CH1 2412MHz Tx
 M/N : PW-MN427_56I
 :

	Freq. (MHz)	Ant. Factor (dB/m)	Cable loss (dB)	Amp. Factor (dB)	Reading (dBuV)	Emission Level (dBuV/m)	Limits (dBuV/m)	Margin (dB)	Remark
1	2390.000	26.70	6.00	35.92	38.14	34.92	54.00	19.08	Average
2	2400.000	26.76	6.02	35.92	48.16	45.02	54.00	8.98	Average
3	2408.900	26.82	6.03	35.92	86.97	83.90	54.00	-29.90	Average

Remarks:

1. Emission Level= Antenna Factor + Cable Loss -amp Factor + Reading.
2. The emission levels that are 20dB below the official limit are not reported.

Data: 81 File: G:\2013 report\PI\Proware\ACS13Q0578.EM6 (104) Date: 2013-04-15



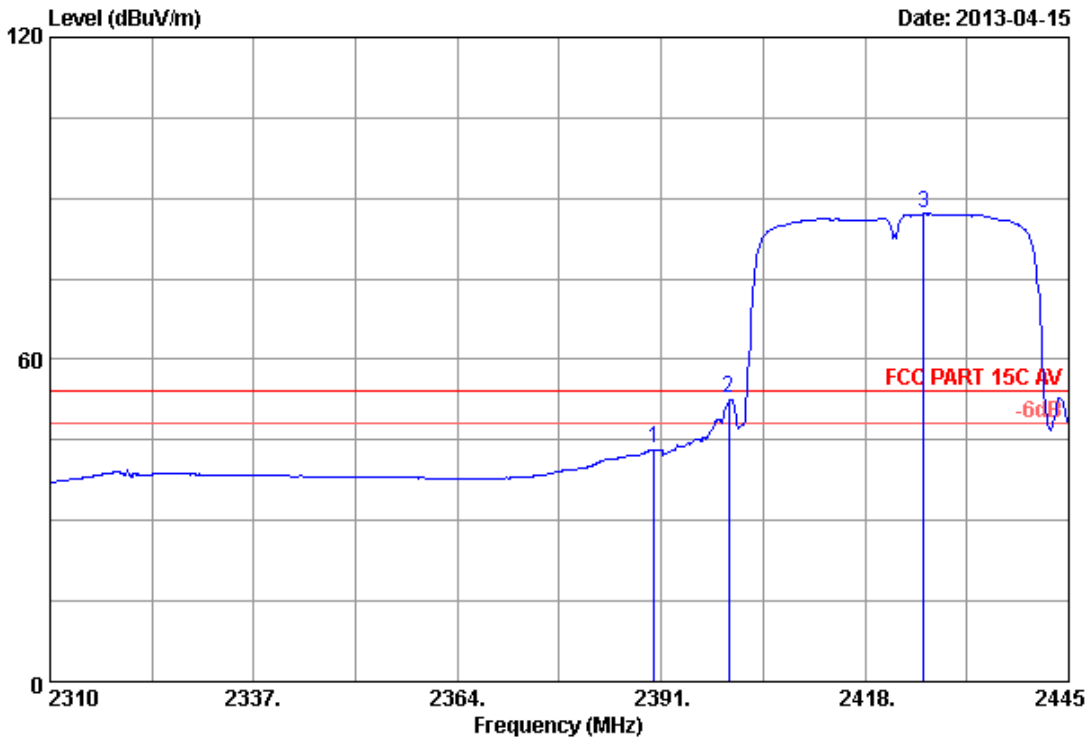
Site no. : 3m Chamber Data no. : 81
 Dis. / Ant. : 3m 2012 3115 (4580) Ant. pol. : HORIZONTAL
 Limit : FCC PART 15C PEAK
 Env. / Ins. : 24.2°C/56% Engineer : Leo-Li
 EUT : 150Mbps Wireless N USB Module
 Power supply : DC 5V From PC Input AC 120V/60Hz
 Test mode : IEEE802.11nHT40 CH1 2422MHz Tx
 M/N : PW-MN427_56I

	Freq. (MHz)	Ant. Factor (dB/m)	Cable loss (dB)	Amp. Factor (dB)	Reading (dBuV)	Emission Level (dBuV/m)	Limits (dBuV/m)	Margin (dB)	Remark
1	2389.245	26.69	6.00	35.92	58.41	55.18	74.00	18.82	Peak
2	2390.000	26.70	6.00	35.92	57.52	54.30	74.00	19.70	Peak
3	2400.000	26.76	6.02	35.92	64.39	61.25	74.00	12.75	Peak
4	2428.530	26.94	6.07	35.92	100.82	97.91	74.00	-23.91	Peak

Remarks:

1. Emission Level= Antenna Factor + Cable Loss -amp Factor + Reading.
2. The emission levels that are 20dB below the official limit are not reported.

Data: 82 File: G:\2013 report\PI\Proware\ACS13Q0578.EM6 (104) Date: 2013-04-15



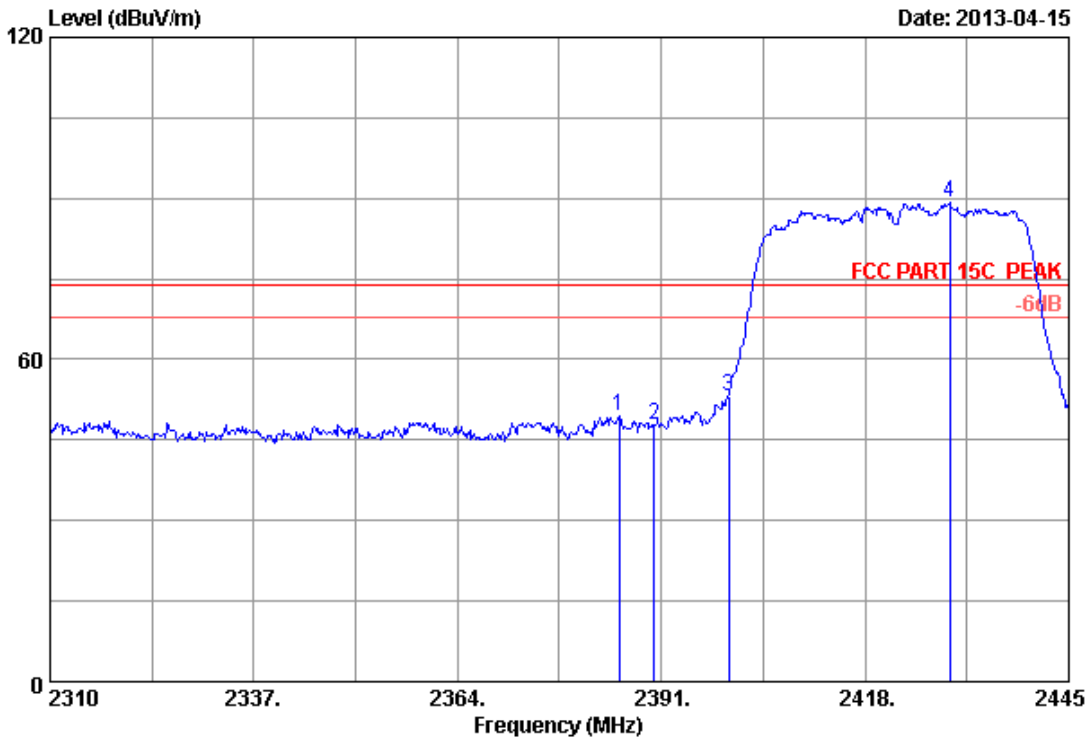
Site no. : 3m Chamber Data no. : 82
 Dis. / Ant. : 3m 2012 3115 (4580) Ant. pol. : HORIZONTAL
 Limit : FCC PART 15C AV
 Env. / Ins. : 24.2*C/56% Engineer : Leo-Li
 EUT : 150Mbps Wireless N USB Module
 Power supply : DC 5V From PC Input AC 120V/60Hz
 Test mode : IEEE802.11nHT40 CH1 2422MHz Tx
 M/N : PW-MN427_56I

	Freq. (MHz)	Ant. Factor (dB/m)	Cable loss (dB)	Amp. Factor (dB)	Reading (dBuV)	Emission Level (dBuV/m)	Limits (dBuV/m)	Margin (dB)	Remark
1	2390.000	26.70	6.00	35.92	46.82	43.60	54.00	10.40	Average
2	2400.000	26.76	6.02	35.92	55.79	52.65	54.00	1.35	Average
3	2425.830	26.93	6.06	35.92	90.02	87.09	54.00	-33.09	Average

Remarks:

- Emission Level= Antenna Factor + Cable Loss -amp Factor + Reading.
- The emission levels that are 20dB below the official limit are not reported.

Data: 83 File: G:\2013 report\PI\Proware\ACS13Q0578.EM6 (104) Date: 2013-04-15



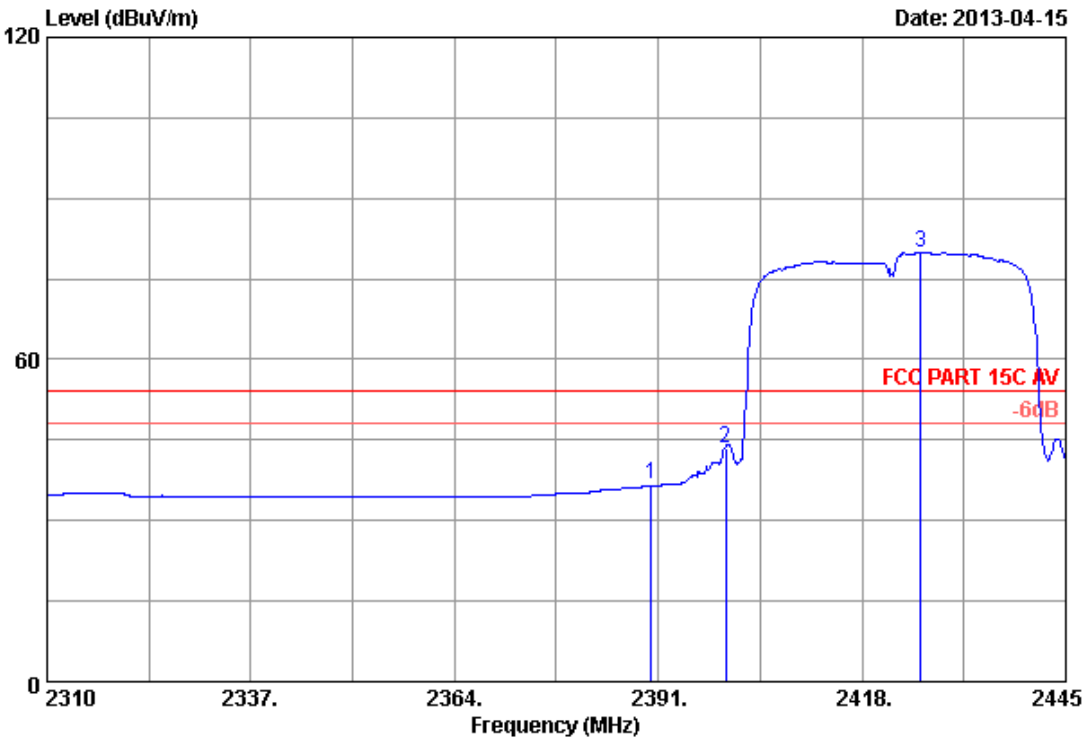
Site no. : 3m Chamber Data no. : 83
 Dis. / Ant. : 3m 2012 3115 (4580) Ant. pol. : VERTICAL
 Limit : FCC PART 15C PEAK
 Env. / Ins. : 24.2*C/56% Engineer : Leo-Li
 EUT : 150Mbps Wireless N USB Module
 Power supply : DC 5V From PC Input AC 120V/60Hz
 Test mode : IEEE802.11nHT40 CH1 2422MHz Tx
 M/N : PW-MN427_56I

	Ant.	Cable	Amp.	Emission					
Freq.	Factor	loss	Factor	Reading	Level	Limits	Margin	Remark	
(MHz)	(dB/m)	(dB)	(dB)	(dBuV)	(dBuV/m)	(dBuV/m)	(dB)		
1	2385.465	26.67	5.99	35.92	52.73	49.47	74.00	24.53	Peak
2	2390.000	26.70	6.00	35.92	51.02	47.80	74.00	26.20	Peak
3	2400.000	26.76	6.02	35.92	56.44	53.30	74.00	20.70	Peak
4	2429.205	26.95	6.07	35.92	92.03	89.13	74.00	-15.13	Peak

Remarks:

1. Emission Level= Antenna Factor + Cable Loss -amp Factor + Reading.
2. The emission levels that are 20dB below the official limit are not reported.

Data: 84 File: G:\2013 report\PI\Proware\ACS13Q0578.EM6 (104) Date: 2013-04-15



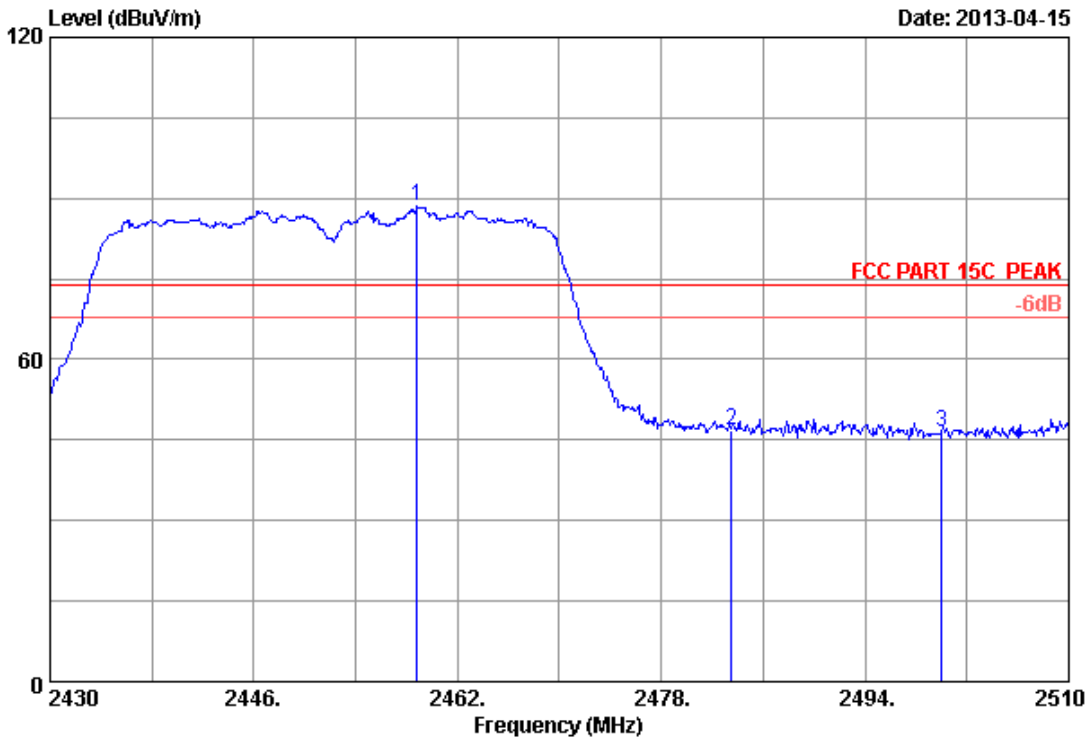
Site no. : 3m Chamber Data no. : 84
 Dis. / Ant. : 3m 2012 3115 (4580) Ant. pol. : VERTICAL
 Limit : FCC PART 15C AV
 Env. / Ins. : 24.2°C/56% Engineer : Leo-Li
 EUT : 150Mbps Wireless N USB Module
 Power supply : DC 5V From PC Input AC 120V/60Hz
 Test mode : IEEE802.11nHT40 CH1 2422MHz Tx
 M/N : PW-MN427_56I

	Freq. (MHz)	Ant. Factor (dB/m)	Cable loss (dB)	Amp. Factor (dB)	Reading (dBuV)	Emission Level (dBuV/m)	Limits (dBuV/m)	Margin (dB)	Remark
1	2390.000	26.70	6.00	35.92	39.89	36.67	54.00	17.33	Average
2	2400.000	26.76	6.02	35.92	46.59	43.45	54.00	10.55	Average
3	2425.830	26.93	6.06	35.92	82.76	79.83	54.00	-25.83	Average

Remarks:

1. Emission Level= Antenna Factor + Cable Loss -amp Factor + Reading.
2. The emission levels that are 20dB below the official limit are not reported.

Data: 97 File: G:\2013 report\PI\Proware\ACS13Q0578.EM6 (104) Date: 2013-04-15



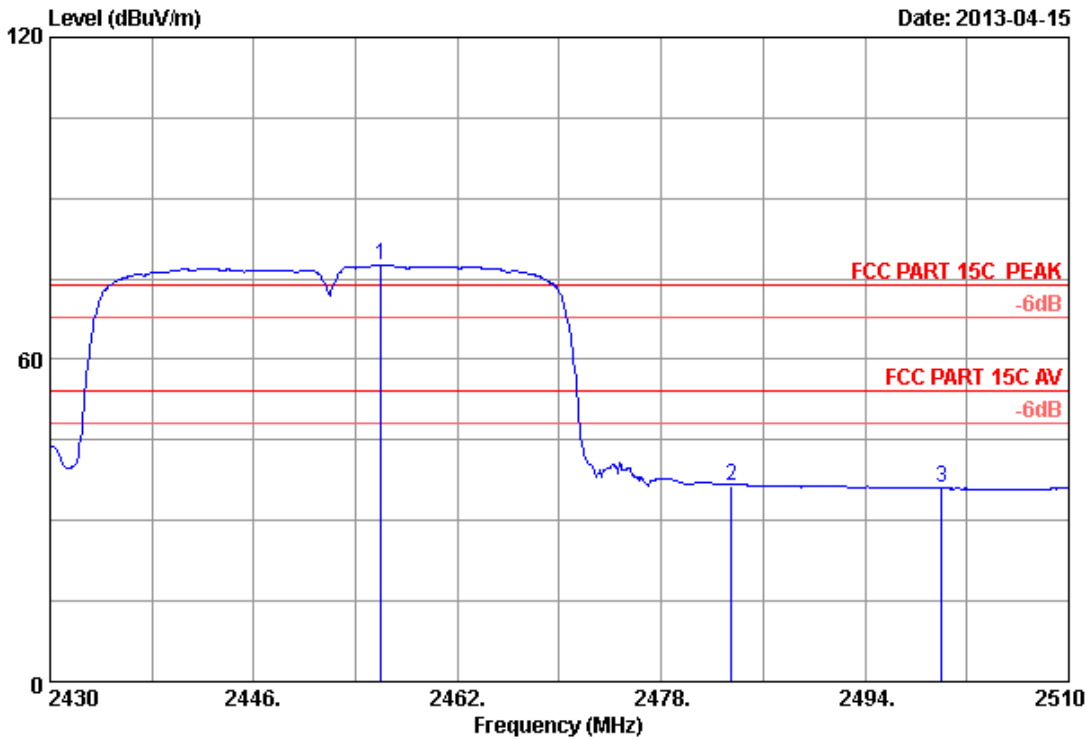
Site no. : 3m Chamber Data no. : 97
 Dis. / Ant. : 3m 2012 3115 (4580) Ant. pol. : VERTICAL
 Limit : FCC PART 15C PEAK
 Env. / Ins. : 24.2*C/56% Engineer : Leo-Li
 EUT : 150Mbps Wireless N USB Module
 Power supply : DC 5V From PC Input AC 120V/60Hz
 Test mode : IEEE802.11nHT40 CH7 2452MHz Tx
 M/N : PW-MN427_56I

	Freq. (MHz)	Ant. Factor (dB/m)	Cable loss (dB)	Amp. Factor (dB)	Reading (dBuV)	Emission Level (dBuV/m)	Limits (dBuV/m)	Margin (dB)	Remark
1	2458.800	27.14	6.12	35.92	91.14	88.48	74.00	-14.48	Peak
2	2483.500	27.29	6.16	35.92	49.38	46.91	74.00	27.09	Peak
3	2500.000	27.40	6.19	35.93	48.76	46.42	74.00	27.58	Peak

Remarks:

1. Emission Level= Antenna Factor + Cable Loss -amp Factor + Reading.
2. The emission levels that are 20dB below the official limit are not reported.

Data: 98 File: G:\2013 report\PI\Proware\ACS13Q0578.EM6 (104) Date: 2013-04-15



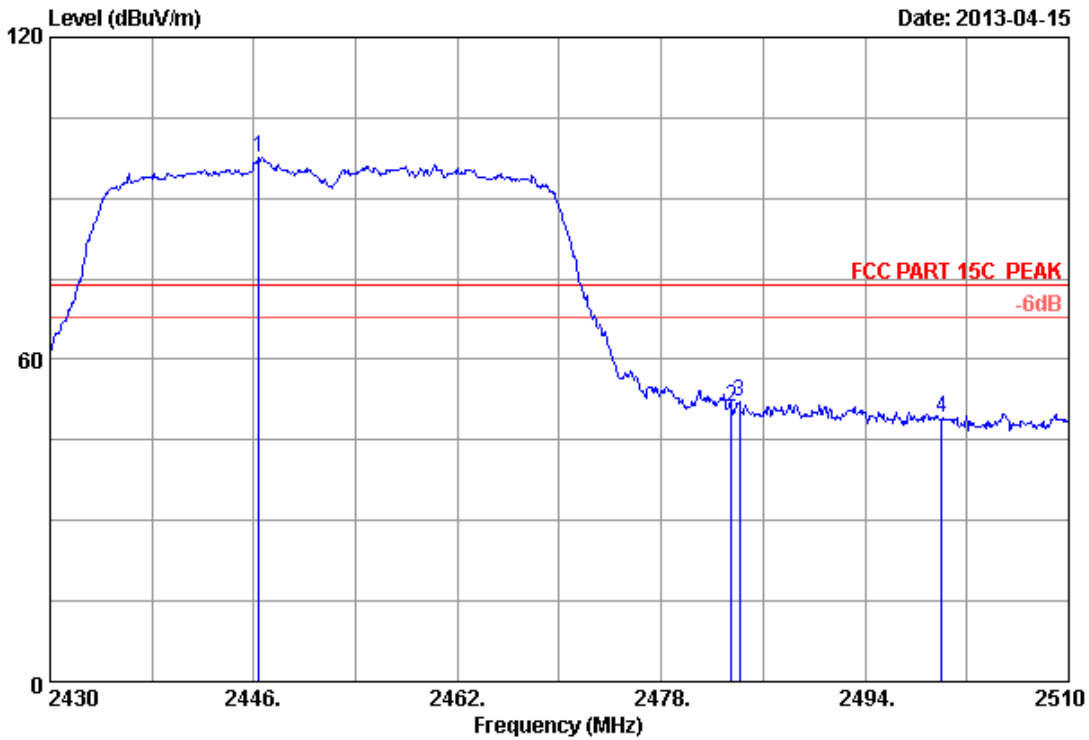
Site no. : 3m Chamber Data no. : 98
 Dis. / Ant. : 3m 2012 3115 (4580) Ant. pol. : VERTICAL
 Limit : FCC PART 15C PEAK
 Env. / Ins. : 24.2*C/56% Engineer : Leo-Li
 EUT : 150Mbps Wireless N USB Module
 Power supply : DC 5V From PC Input AC 120V/60Hz
 Test mode : IEEE802.11nHT40 CH7 2452MHz Tx
 M/N : PW-MN427_56I
 :

	Freq. (MHz)	Ant. Factor (dB/m)	Cable loss (dB)	Amp. Factor (dB)	Reading (dBuV)	Emission Level (dBuV/m)	Limits (dBuV/m)	Margin (dB)	Remark
1	2456.000	27.12	6.11	35.92	80.14	77.45	54.00	-23.45	Average
2	2483.500	27.29	6.16	35.92	38.76	36.29	54.00	17.71	Average
3	2500.000	27.40	6.19	35.93	38.43	36.09	54.00	17.91	Average

Remarks:

1. Emission Level= Antenna Factor + Cable Loss -amp Factor + Reading.
2. The emission levels that are 20dB below the official limit are not reported.

Data: 99 File: G:\2013 report\PI\Proware\ACS13Q0578.EM6 (104) Date: 2013-04-15

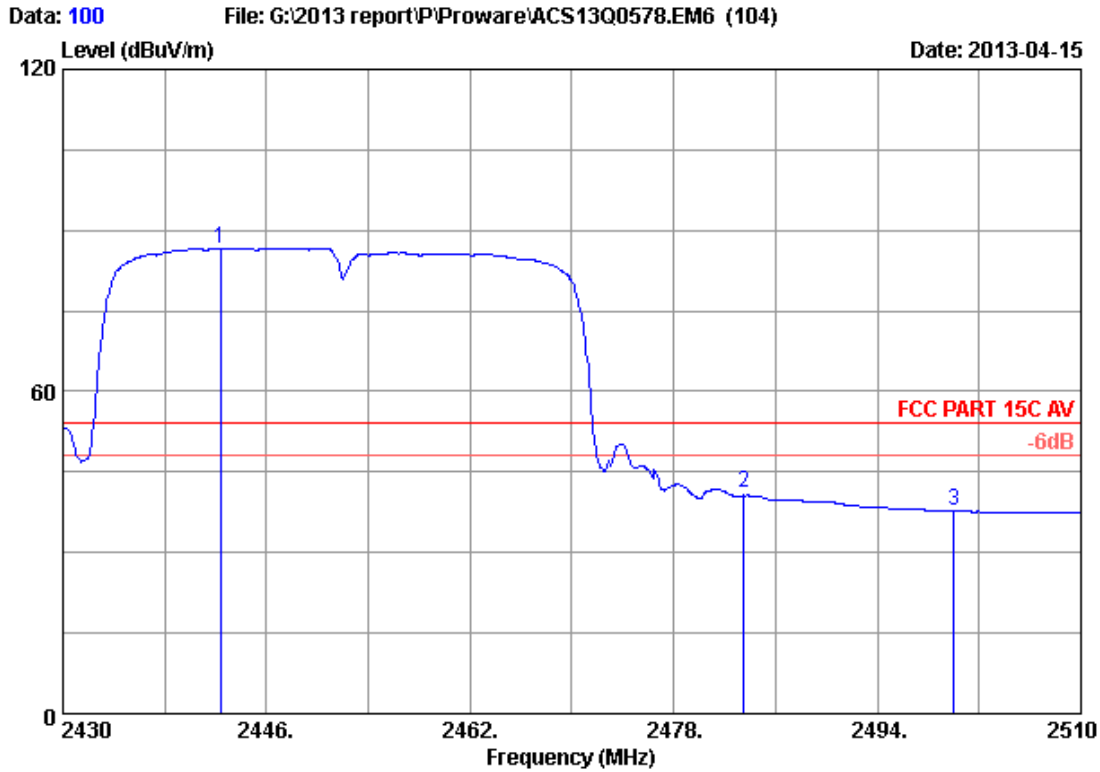


Site no. : 3m Chamber Data no. : 99
 Dis. / Ant. : 3m 2012 3115 (4580) Ant. pol. : HORIZONTAL
 Limit : FCC PART 15C PEAK
 Env. / Ins. : 24.2*C/56% Engineer : Leo-Li
 EUT : 150Mbps Wireless N USB Module
 Power supply : DC 5V From PC Input AC 120V/60Hz
 Test mode : IEEE802.11nHT40 CH7 2452MHz Tx
 M/N : PW-MN427_56I

	Freq. (MHz)	Ant. Factor (dB/m)	Cable loss (dB)	Amp. Factor (dB)	Reading (dBuV)	Emission Level (dBuV/m)	Limits (dBuV/m)	Margin (dB)	Remark
1	2446.400	27.06	6.10	35.92	100.27	97.51	74.00	-23.51	Peak
2	2483.500	27.29	6.16	35.92	53.68	51.21	74.00	22.79	Peak
3	2484.160	27.30	6.16	35.92	54.48	52.02	74.00	21.98	Peak
4	2500.000	27.40	6.19	35.93	51.36	49.02	74.00	24.98	Peak

Remarks:

1. Emission Level= Antenna Factor + Cable Loss -amp Factor + Reading.
2. The emission levels that are 20dB below the official limit are not reported.



Site no. : 3m Chamber Data no. : 100
 Dis. / Ant. : 3m 2012 3115 (4580) Ant. pol. : HORIZONTAL
 Limit : FCC PART 15C AV
 Env. / Ins. : 24.2°C/56% Engineer : Leo-Li
 EUT : 150Mbps Wireless N USB Module
 Power supply : DC 5V From PC Input AC 120V/60Hz
 Test mode : IEEE802.11nHT40 CH7 2452MHz Tx
 M/N : PW-MN427_56I

	Freq. (MHz)	Ant. Factor (dB/m)	Cable loss (dB)	Amp. Factor (dB)	Reading (dBuV)	Emission Level (dBuV/m)	Limits (dBuV/m)	Margin (dB)	Remark
1	2442.400	27.03	6.09	35.92	89.54	86.74	54.00	-32.74	Average
2	2483.500	27.29	6.16	35.92	43.56	41.09	54.00	12.91	Average
3	2500.000	27.40	6.19	35.93	39.99	37.65	54.00	16.35	Average

Remarks:

- Emission Level= Antenna Factor + Cable Loss -Amp Factor + Reading.
- The emission levels that are 20dB below the official limit are not reported.

7. 6dB Bandwidth Test

7.1. Test Equipment

Item	Equipment	Manufacturer	Model No.	Serial No.	Last Cal.	Cal. Interval
1.	Spectrum	Agilent	E4446A	US44300459	May.08, 12	1 Year
2.	Amp	HP	8449B	3008A08495	May.08, 12	1 Year
3.	Antenna	EMCO	3115	9510-4580	May.31, 12	1Year
4.	HF Cable	Hubersuhner	Sucoflex104	-	May.08, 12	1 Year

7.2. Limit

For direct sequence systems, the minimum 6dB bandwidth shall be at least 500kHz

7.3. Test Procedure

The transmitter output was connected to a spectrum analyzer, The bandwidth of the fundamental frequency was measured by spectrum analyzer with 100kHz RBW and 300 kHz VBW. The 6dB bandwidth is defined as the total spectrum the power of which is higher than peak power minus 6dB.

7.4. Test Results

EUT: 150Mbps Wireless N USB Module		
M/N: PW-MN427_56I		
Test date: 2013-01-13	Pressure: 101.4±1.0 kpa	Humidity: 51.4±3.0%
Tested by: Leo-Li	Test site: RF Site	Temperature : 21.6±0.6 °C

Cable loss: 1 dB		Attenuator loss: 20 dB	
Test Mode	CH	6dB bandwidth (MHz)	Limit (KHz)
11b	CH1	10.206	>500
	CH6	10.207	>500
	CH11	10.223	>500
11g	CH1	16.429	>500
	CH6	16.445	>500
	CH11	16.564	>500
11n HT20	CH1	17.660	>500
	CH6	17.649	>500
	CH11	17.607	>500
11n HT40	CH1	36.095	>500
	CH4	36.141	>500
	CH7	36.061	>500
Conclusion : PASS			

Test Mode: IEEE 802.11b TX
 Test CH1: 2412MHz

Agilent

Freq/Channel
 Center Freq 2.41200000 GHz
 Start Freq 2.39700000 GHz
 Stop Freq 2.42700000 GHz
 CF Step 3.00000000 MHz
 Auto Man
 Freq Offset 0.00000000 Hz
 Signal Track On Off

Ch Freq 2.412 GHz Trig Free

Occupied Bandwidth

Center 2.412000000 GHz

Ref 21 dBm Atten 10 dB

Center 2.412 00 GHz Span 30 MHz
 #Res BW 300 kHz #VBW 1 MHz Sweep 1 ms (601 pts)

Occupied Bandwidth 14.7807 MHz

Occ BW % Pwr 99.00 %
 x dB -6.00 dB

Transmit Freq Error -23.935 kHz
 x dB Bandwidth 10.206 MHz

Illegal parameter value

Test CH6: 2437MHz

Agilent

Trace
 Trace 1 2 3
 Clear Write
 Max Hold
 Min Hold
 View
 Blank
 More 1 of 2

Ch Freq 2.437 GHz Trig Free

Occupied Bandwidth

Center 2.437000000 GHz

Ref 21 dBm Atten 10 dB

Center 2.437 00 GHz Span 30 MHz
 #Res BW 300 kHz #VBW 1 MHz Sweep 1 ms (601 pts)

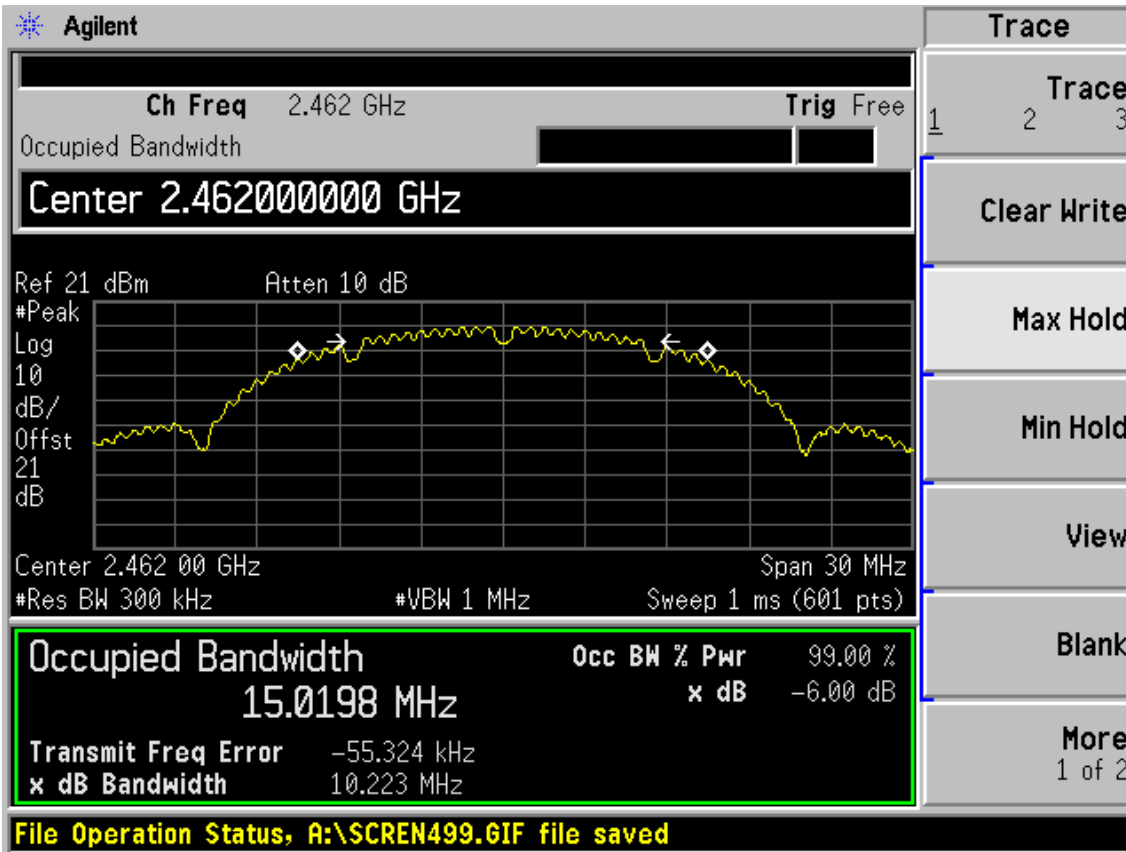
Occupied Bandwidth 14.7756 MHz

Occ BW % Pwr 99.00 %
 x dB -6.00 dB

Transmit Freq Error -48.291 kHz
 x dB Bandwidth 10.207 MHz

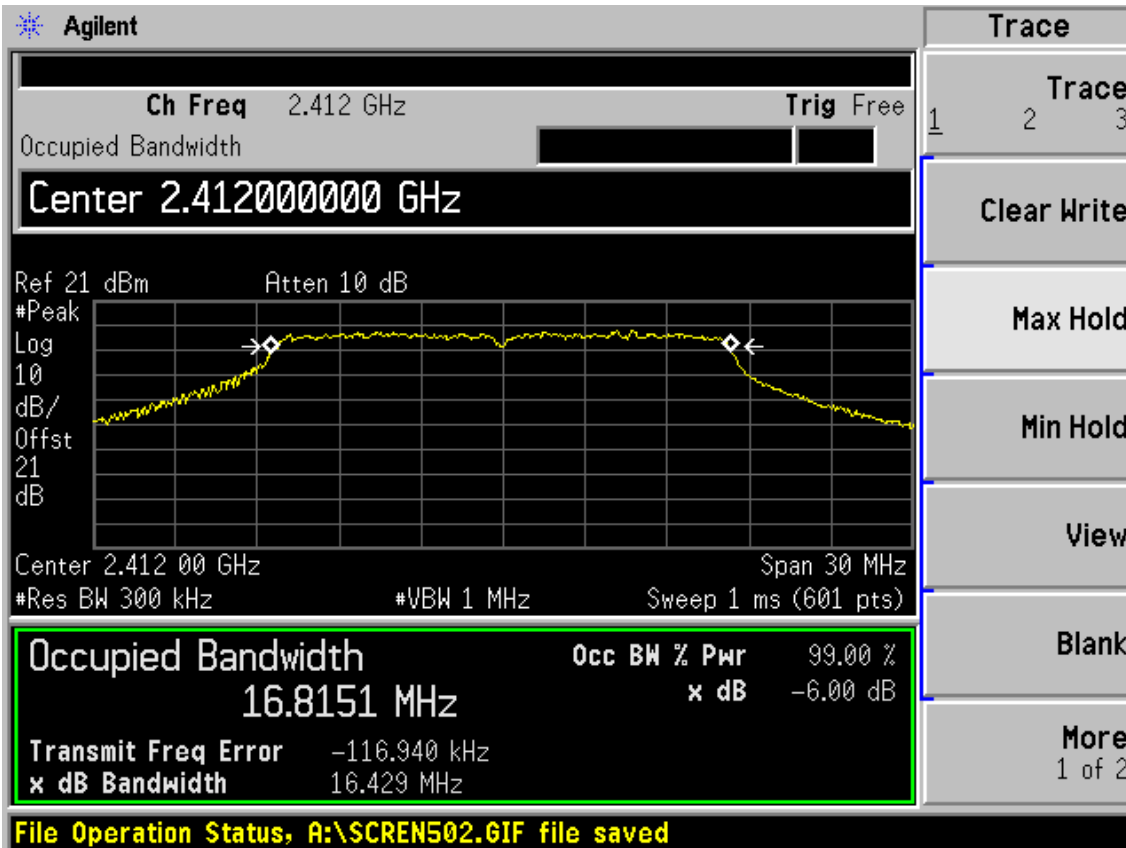
File Operation Status, A:\SCREN498.GIF file saved

Test CH11: 2462MHz

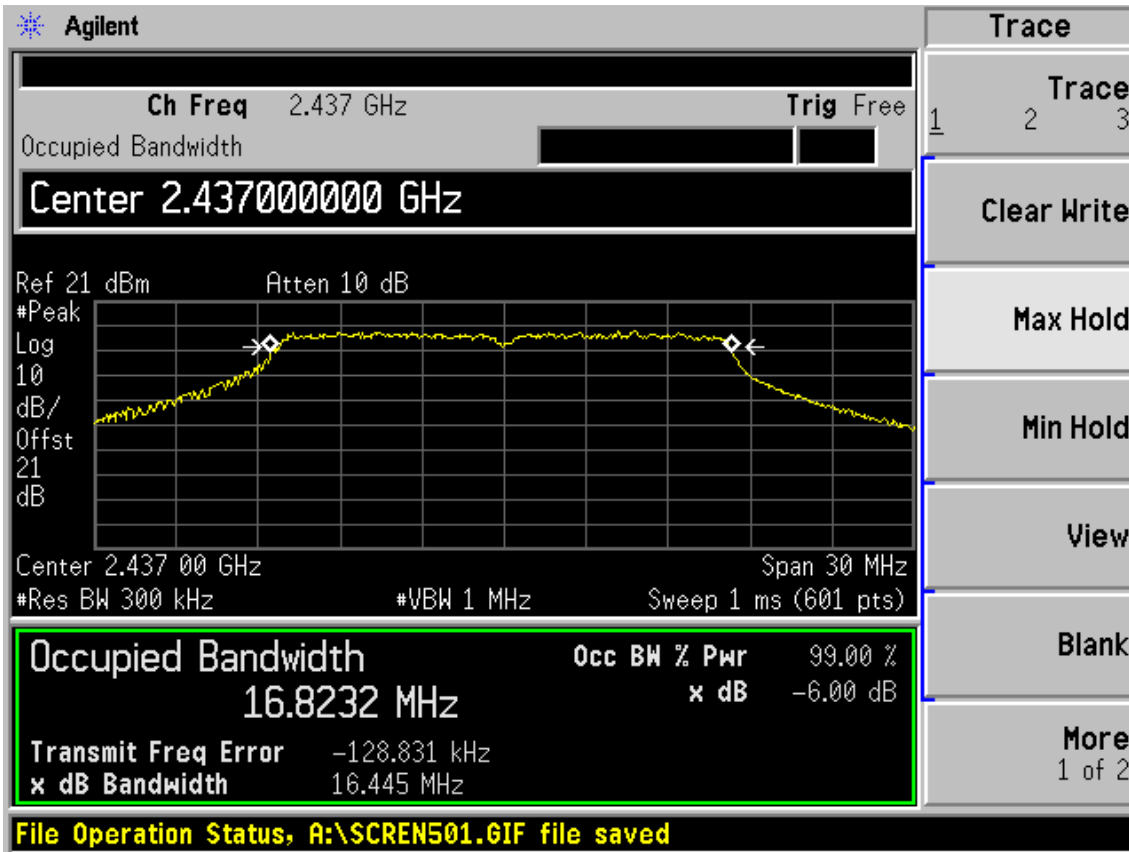


Test Mode: IEEE 802.11g TX

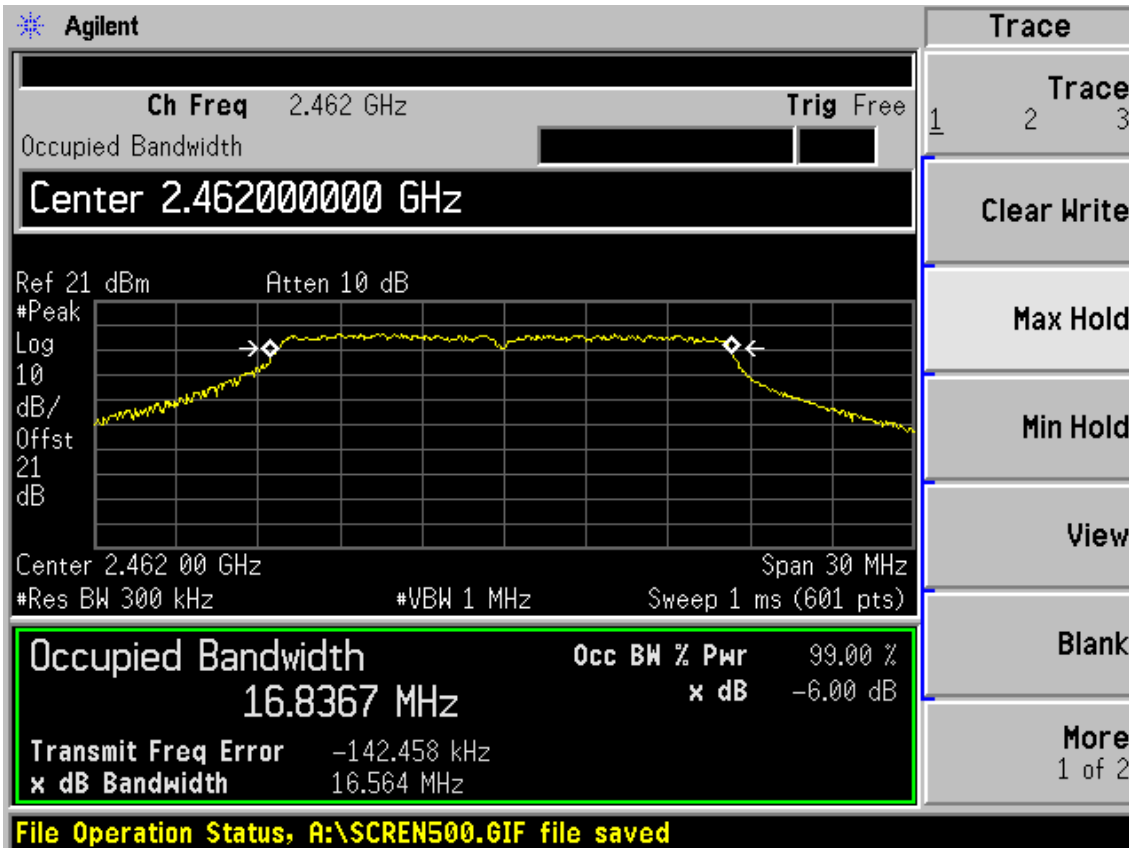
Test CH1: 2412MHz



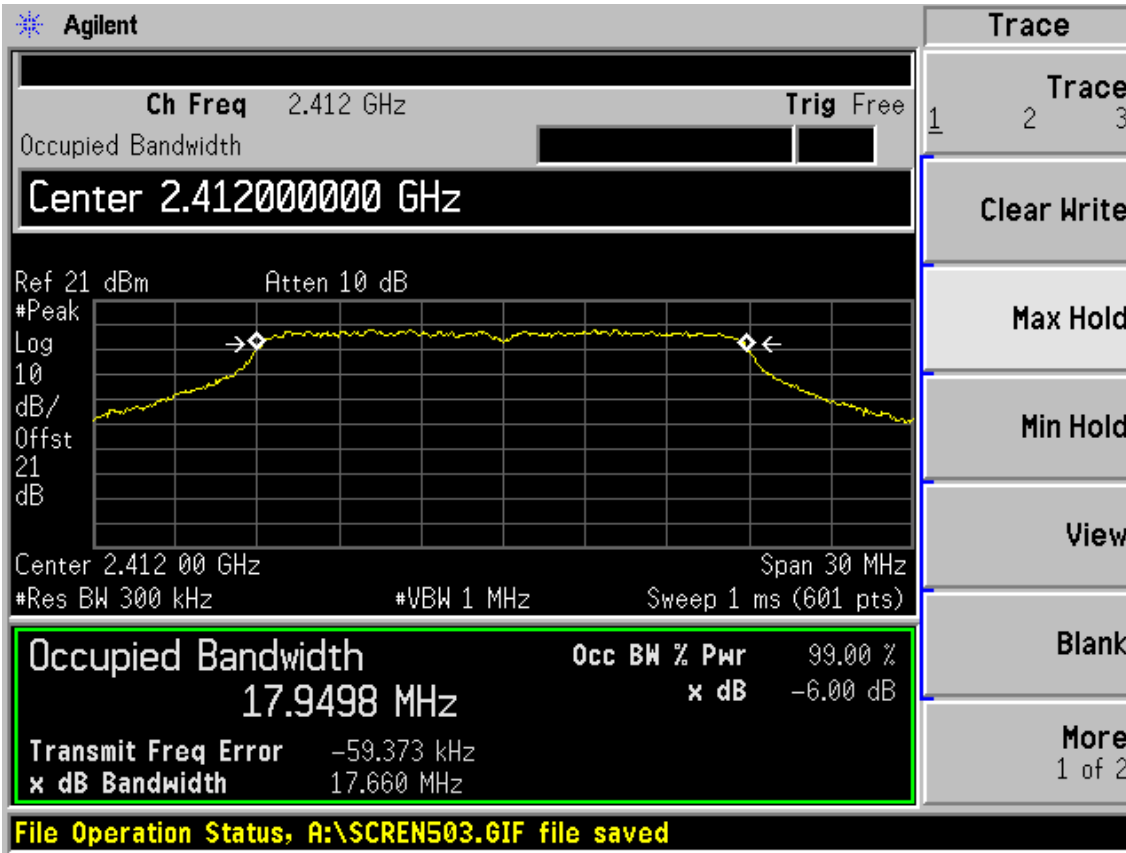
Test CH6: 2437MHz



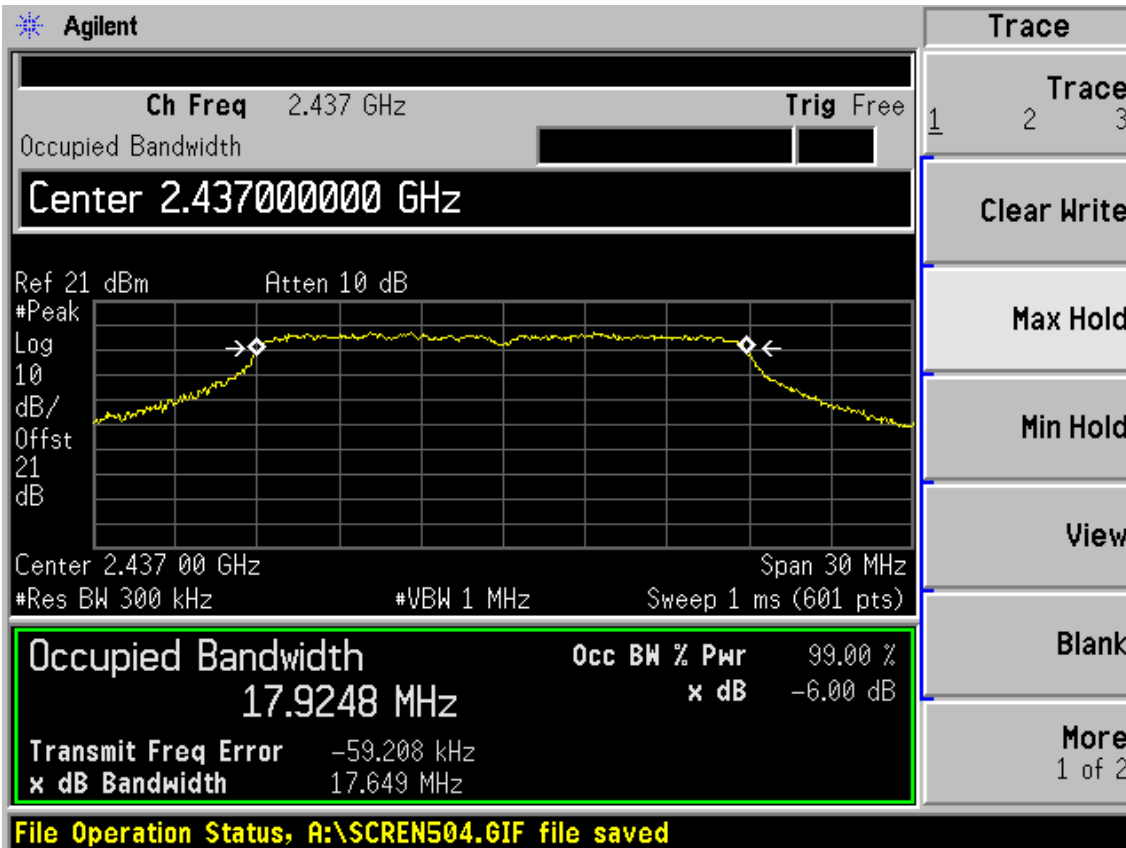
Test CH11: 2462MHz



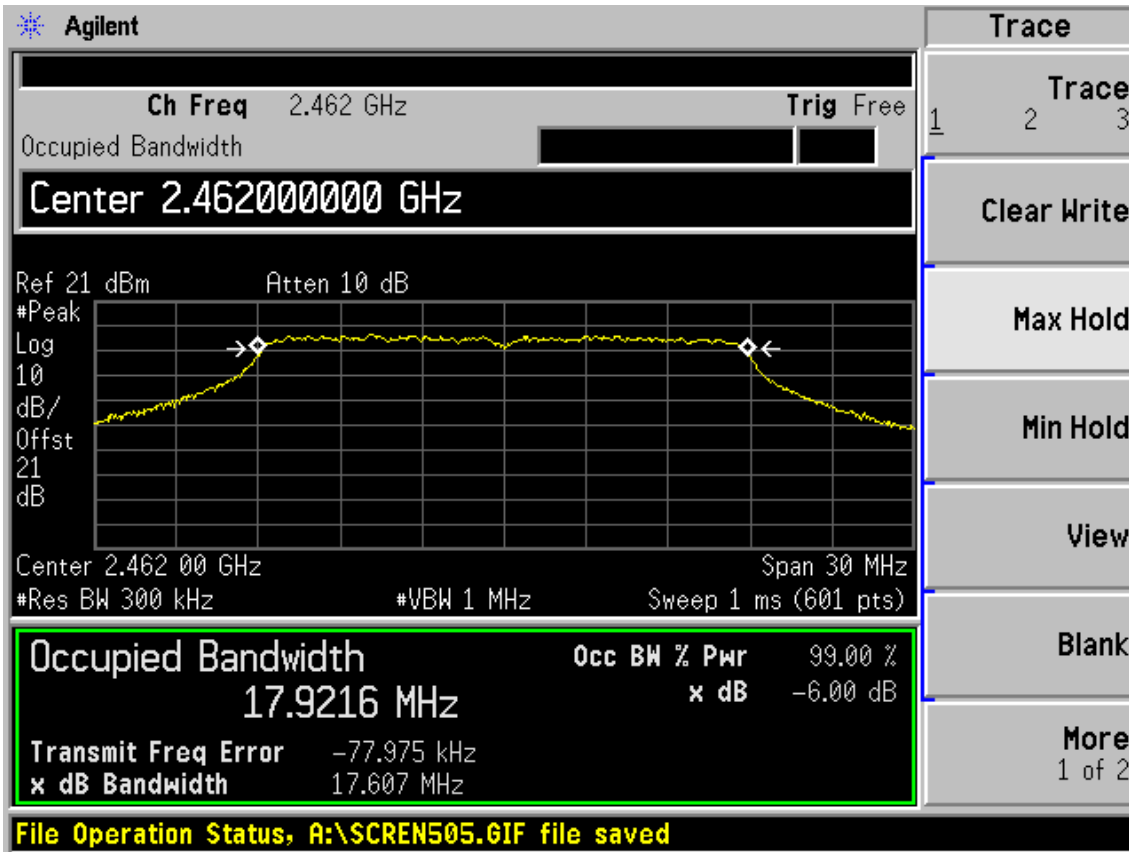
Test Mode: IEEE 802.11n HT20 TX
 Test CH1: 2412MHz



Test CH6: 2437MHz

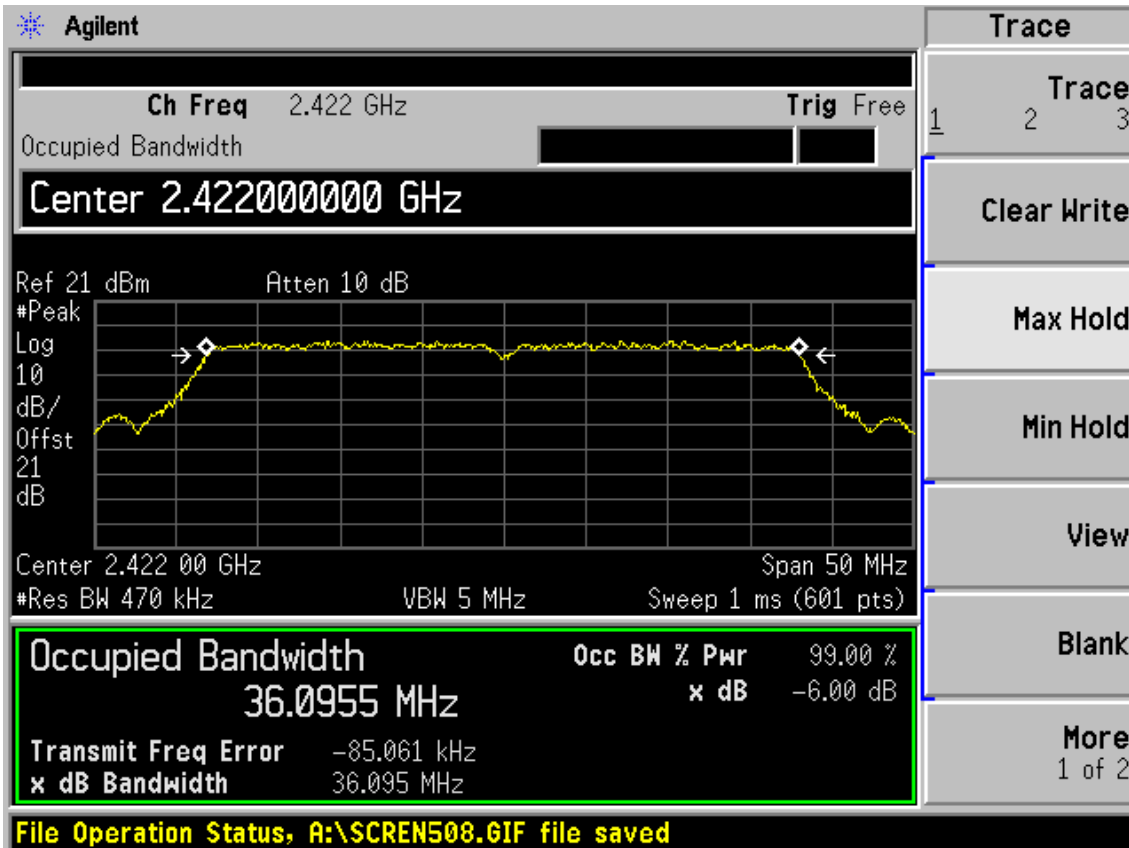


Test CH11: 2462MHz



Test Mode: IEEE 802.11n HT40 TX

Test CH1: 2422MHz



Test CH4: 2437MHz

Agilent

Ch Freq 2.437 GHz Trig Free

Occupied Bandwidth

Center 2.437000000 GHz

Ref 21 dBm Atten 10 dB

#Peak

Log

10

dB/

Offst

21

dB

Center 2.437 00 GHz Span 50 MHz

#Res BW 470 kHz VBW 5 MHz Sweep 1 ms (601 pts)

Occupied Bandwidth	Occ BW % Pwr	99.00 %
36.0514 MHz	x dB	-6.00 dB
Transmit Freq Error		-51.091 kHz
x dB Bandwidth		36.141 MHz

File Operation Status, A:\SCREN507.GIF file saved

Trace

Trace 1 2 3

Clear Write

Max Hold

Min Hold

View

Blank

More 1 of 2

Test CH7: 2452MHz

Agilent

Ch Freq 2.452 GHz Trig Free

Occupied Bandwidth

Center 2.452000000 GHz

Ref 21 dBm Atten 10 dB

#Peak

Log

10

dB/

Offst

21

dB

Center 2.452 00 GHz Span 50 MHz

#Res BW 470 kHz VBW 5 MHz Sweep 1 ms (601 pts)

Occupied Bandwidth	Occ BW % Pwr	99.00 %
36.1820 MHz	x dB	-6.00 dB
Transmit Freq Error		-118.899 kHz
x dB Bandwidth		36.061 MHz

File Operation Status, A:\SCREN506.GIF file saved

Freq/Channel

Center Freq 2.45200000 GHz

Start Freq 2.42700000 GHz

Stop Freq 2.47700000 GHz

CF Step 5.00000000 MHz
Auto Man

Freq Offset 0.00000000 Hz

Signal Track On Off

8. OUTPUT POWER TEST

8.1. Test Equipment

Item	Equipment	Manufacturer	Model No.	Serial No.	Last Cal.	Cal. Interval
1.	Spectrum	Agilent	E4446A	US44300459	May.08, 12	1 Year
2.	Amp	HP	8449B	3008A08495	May.08, 12	1 Year
3.	Antenna	EMCO	3115	9510-4580	May.31, 12	1Year
4.	HF Cable	Hubersuhne	Sucoflex104	-	May.08, 12	1 Year
5.	Power Meter	Anritsu	ML2487A	6K00002472	May.08, 12	1Year
6.	Power Sensor	Anritsu	MA2491A	033005	May.08, 12	1Year

8.2. Limit (FCC Part 15C 15.247 b(3))

For systems using digital modulation in the 2400—2483.5MHz, The Peak out put Power shall not exceed 1W(30dBm)

8.3. Test Procedure

- 1, Connected the EUT's antenna port to measure device by 26dB attenuator.
- 2, For IEEE 802.11b/g and IEEE802.11n HT20 mode, use a PK power meter which's bandwidth is 20MHz and above 26dB bandwidth of signal to measure out each test modes' PK output power.
- 3, For IEEE802.11n HT40 mode, because the signal's bandwidth is about 40MHz and above 20MHz bandwidth of power sensor ML2491A. So Bandwidth correction method according to ANSI C63.10 clause 6.10.2.1 part (c) was used:
 - 1) Set the RBW=3MHz and VBW =8MHz
 - 2) Turn averaging off
 - 3) Set sweep to automatic
 - 4) Set the span just large enough to capture the emission
 - 5) Use a peak detector on max hold
 - 6) Record the measured power
 - 7) Calculate Output power of EUT use the formula:

$$\text{Peak output power} = \text{measured power} + 10\log[(26\text{dB bandwidth of emission}) / (\text{analyzer RBW})]$$

Note: The cable loss and attenuator loss were offset into measure device as an amplitude offset.

8.4. Test Results

EUT: 150Mbps Wireless N USB Module			
M/N: PW-MN427_56I			
Test date: 2013-01-26	Pressure: 101.2±1.0 kpa	Humidity: 52.6±3.0%	
Tested by: Leo-Li	Test site: RF Site	Temperature : 22.7±0.6 °C	
Cable loss: 1 dB		Attenuator loss: 20 dB	
Test Mode	CH (MHz)	Peak output Power (dBm)	Limit (dBm)
11b	CH1	18.48	30
	CH6	17.95	30
	CH11	17.23	30
11g	CH1	21.59	30
	CH6	20.96	30
	CH11	20.51	30
11n HT20	CH1	21.98	30
	CH6	21.43	30
	CH11	20.82	30

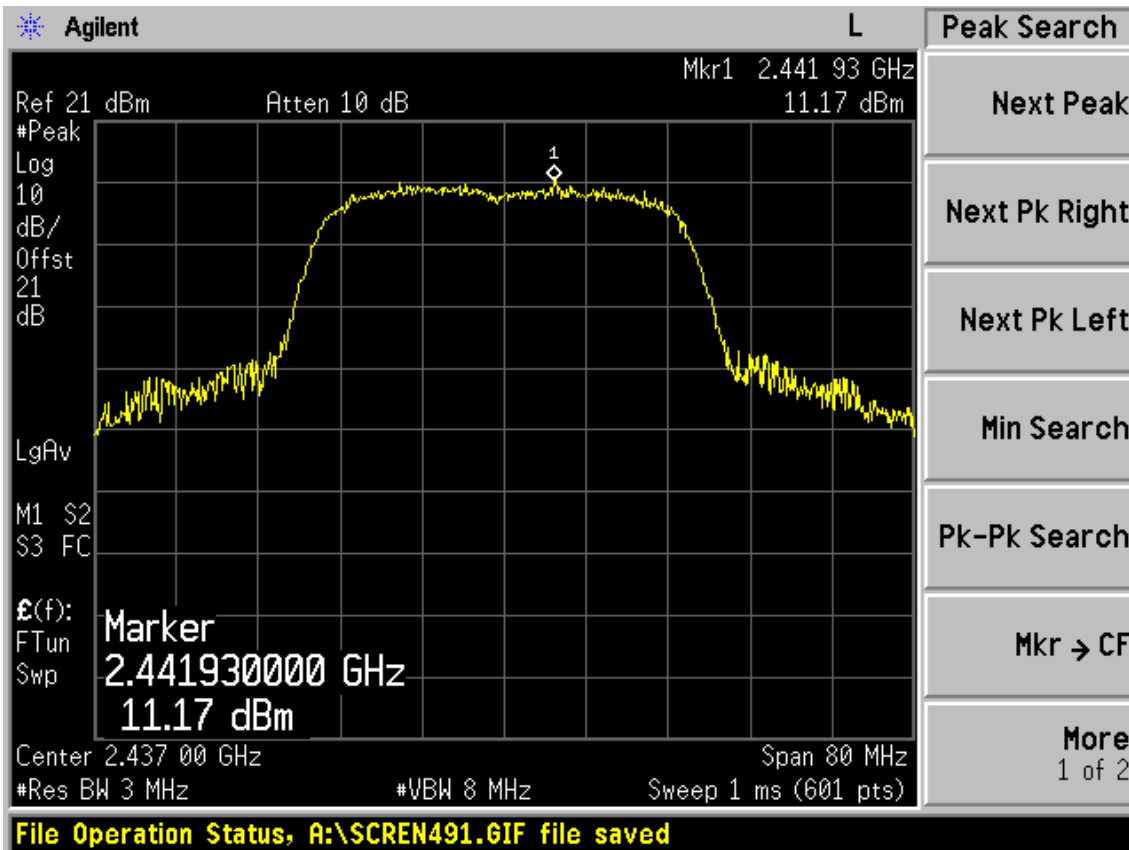
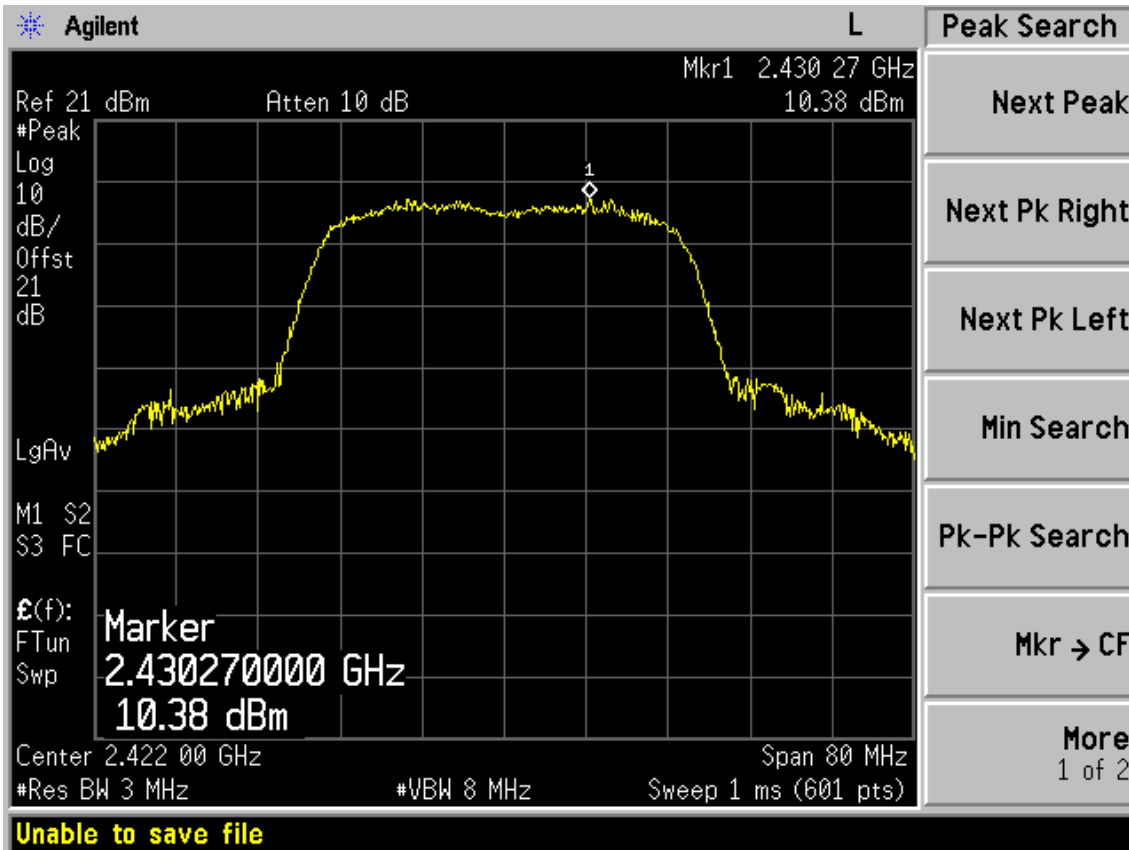
Test Mode	CH	Result		Limit (dBm)
		Measured power(dBm)/3MHz	PK Output power (dBm)	
11n HT40	CH1	10.38	21.55	30
	CH4	11.17	22.34	30
	CH7	11.09	22.26	30

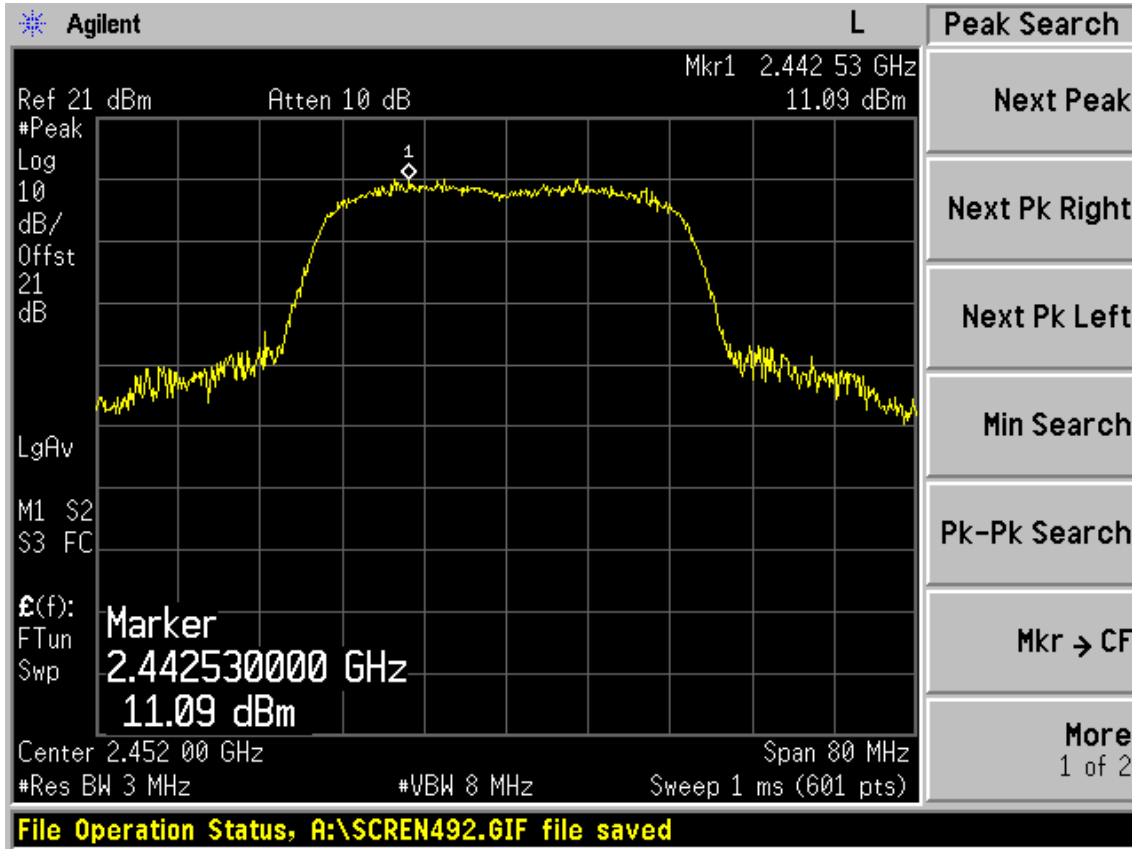
26dB Bandwidth for 11n HT40:39.233MHz

BW correction factor = $10\log[(39.233\text{MHz})/(3\text{MHz})] = 11.17\text{dB}$

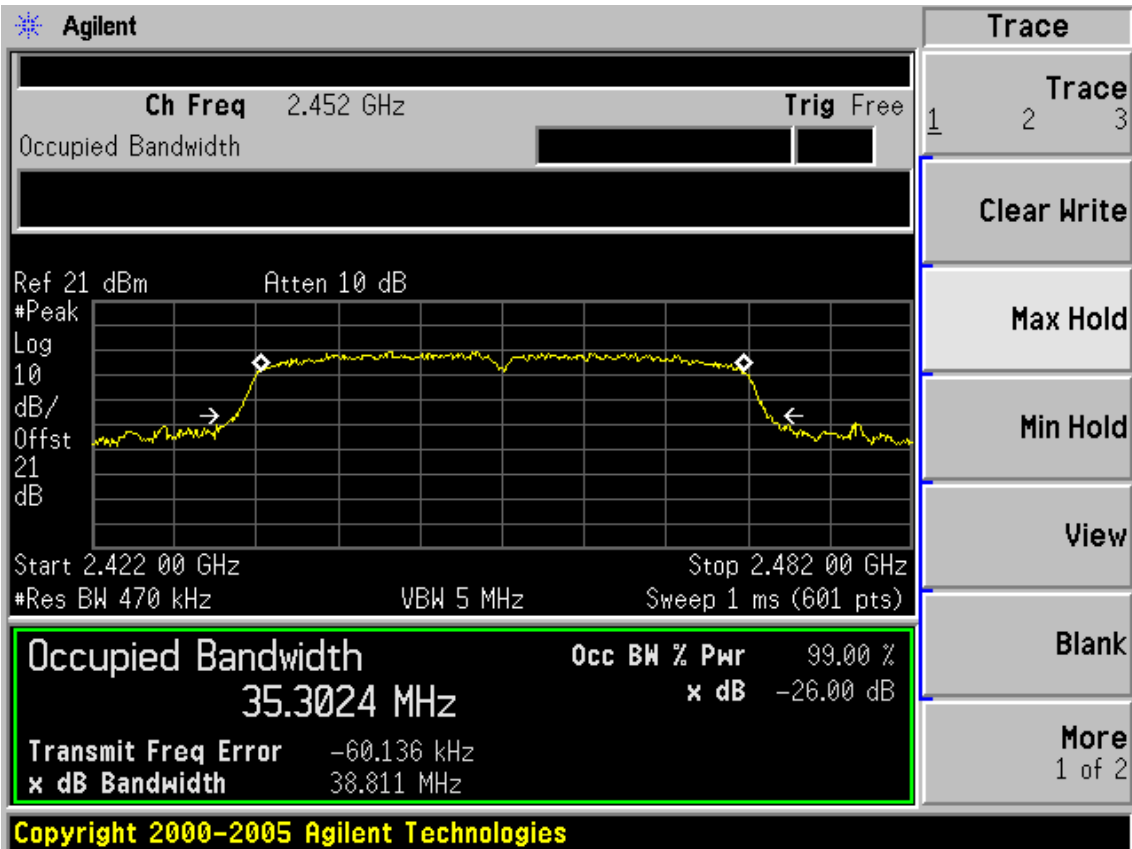
Conclusion: PASS

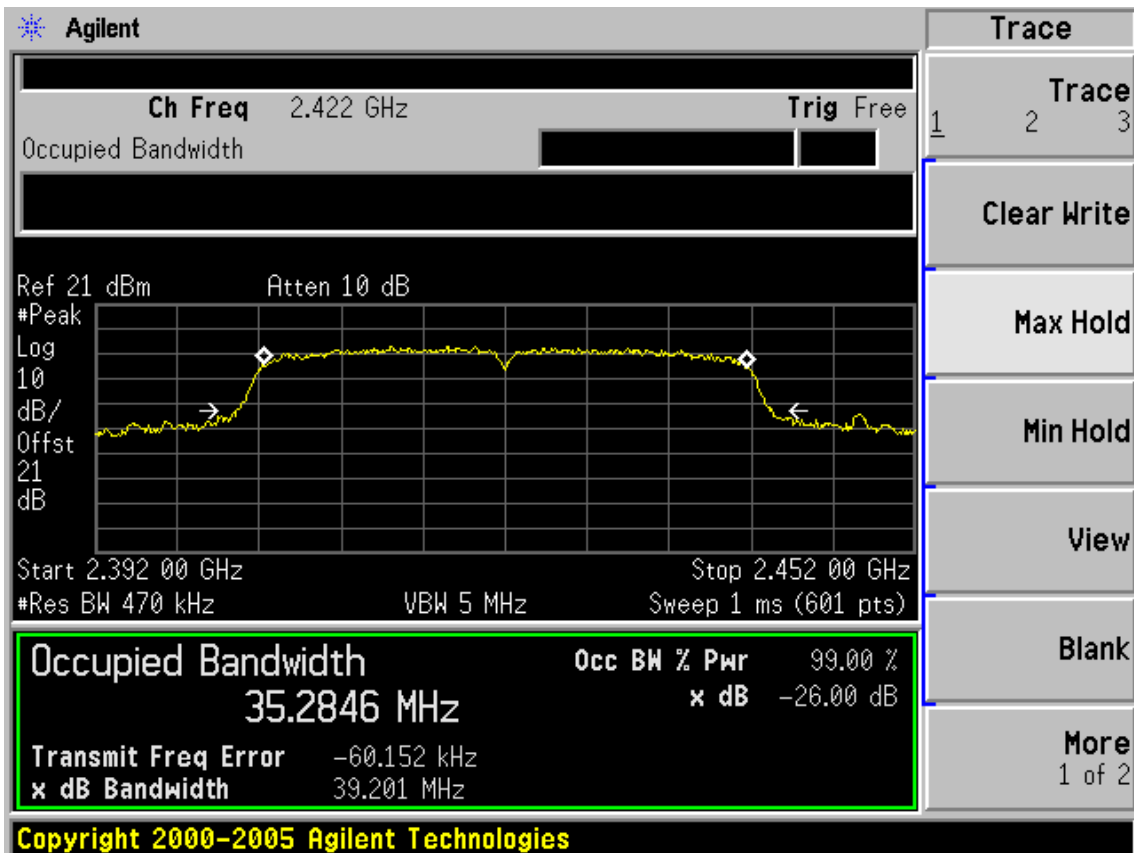
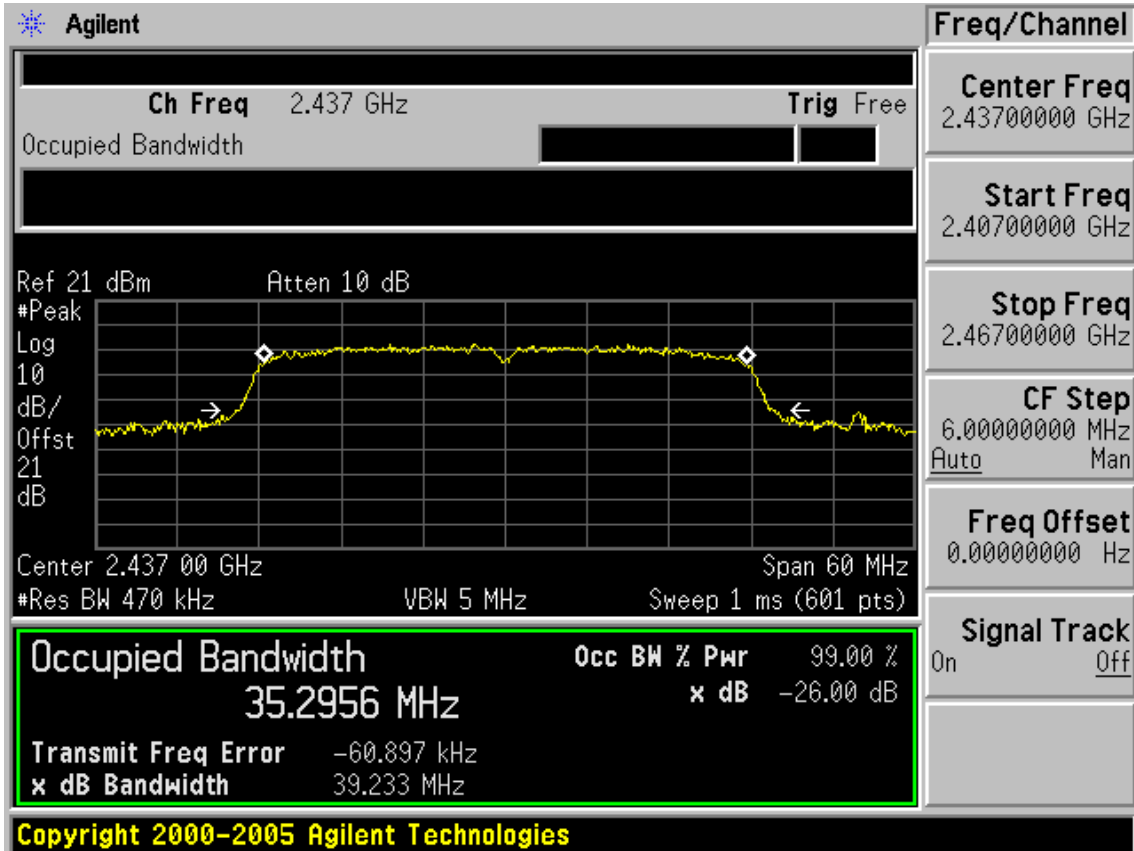
Test Mode: IEEE 802.11n HT40





26dB Bandwidth





9. POWER SPECTRAL DENSITY TEST

9.1. Test Equipment

Item	Equipment	Manufacturer	Model No.	Serial No.	Last Cal.	Cal. Interval
1.	Spectrum	Agilent	E4446A	US44300459	May.08, 12	1 Year
2.	Amp	HP	8449B	3008A08495	May.08, 12	1 Year
3.	Antenna	EMCO	3115	9510-4580	May.31, 12	1Year
4.	HF Cable	Hubersuhne	Sucoflex104	-	May.08, 12	1 Year

9.2. Limit

For digitally modulated systems, the power spectral density conducted from the intentional radiator to the antenna shall not be greater than 8dBm in any 3kHz band during any time interval of continuous transmission.

9.3. Test Procedure

1. Connected the EUT's antenna port to spectrum analyzer device by 20dB attenuator.
2. Set the test frequency as center frequency, Set RBW=100KHz, VBW=300KHz, Span large enough capture the entire frequency the max hold, Read out maximum peak power level Value
- 3, Scale the observed power level get from step to an equivalent value in 3KHz by adjusting the measured power by a bandwidth correction factor (BWCF), where $BWCF=10\log(3KHz/100KHz)=-15.2dB$

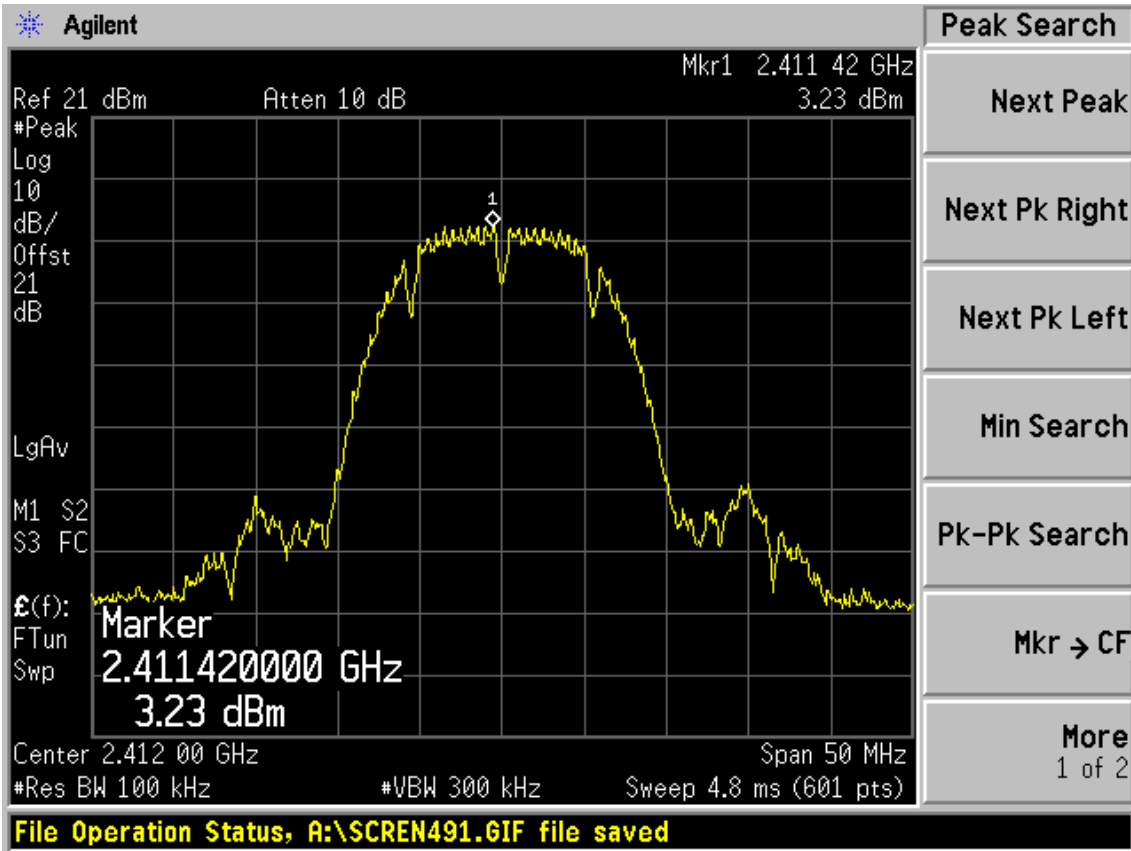
Note: The cable loss and attenuator loss were offset into measure device as an amplitude

9.4. Test Results

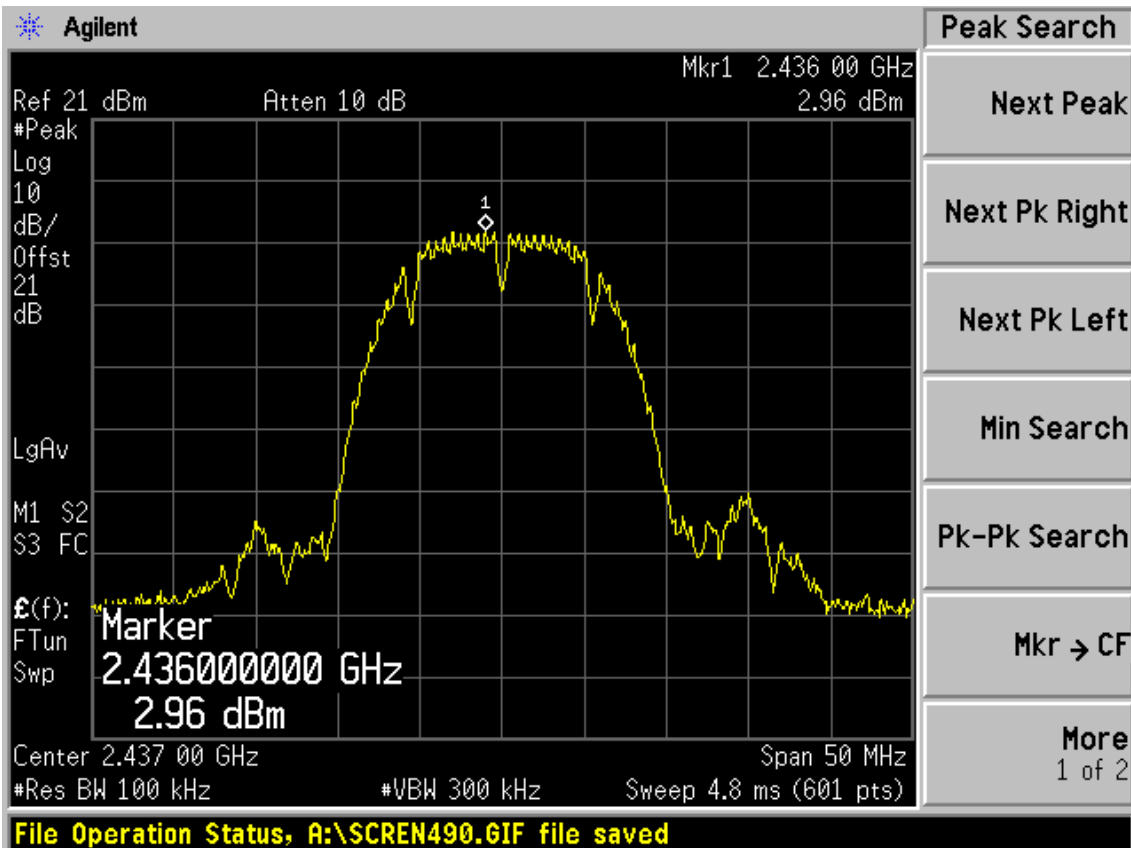
EUT: 150Mbps Wireless N USB Module		
M/N: PW-MN427_56I		
Test date: 2013-01-14	Pressure: 101.2±1kpa	Humidity: 51.7±0.6 %
Tested by: Leo_Li	Test site: RF site	Temperature: 22.6±0.3

Cable loss: 1 dB		Attenuator loss: 20 dB		
Test Mode	CH	Power density (dBm/100KHz)	Power density (dBm/3KHz)	Limit (dBm/3KHz)
11b	CH1	3.23	-11.97	8
	CH6	2.96	-12.24	8
	CH11	2.95	-12.25	8
11g	CH1	4.28	-10.92	8
	CH6	3.37	-11.83	8
	CH11	2.56	-12.64	8
11n HT20	CH1	3.68	-11.52	8
	CH6	3.83	-11.37	8
	CH11	2.55	-12.65	8
11n HT40	CH1	0.90	-14.30	8
	CH4	0.62	-14.58	8
	CH7	0.44	-14.76	8
BW correction factor = $10\log[(3/100\text{KHz})] = -15.2$				
Conclusion : PASS				

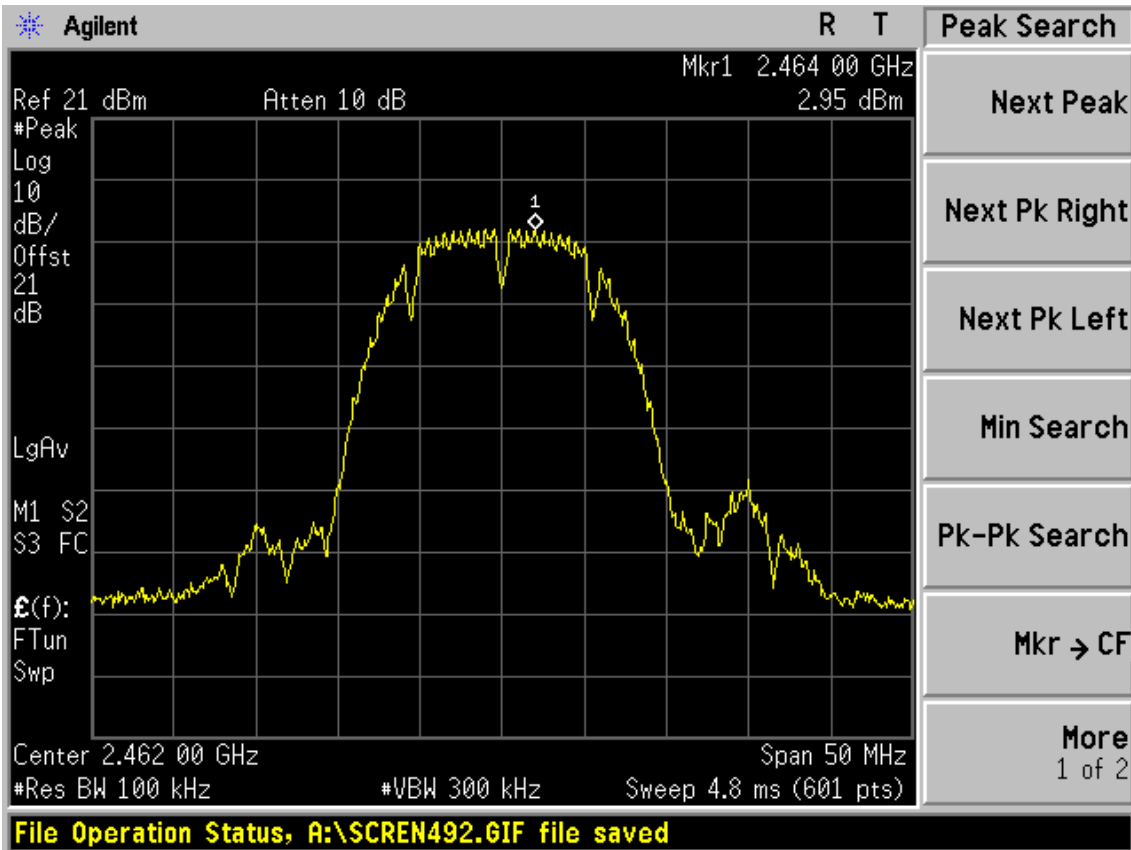
Test Mode: IEEE 802.11b TX
 Test CH1: 2412MHz



Test CH6: 2437MHz

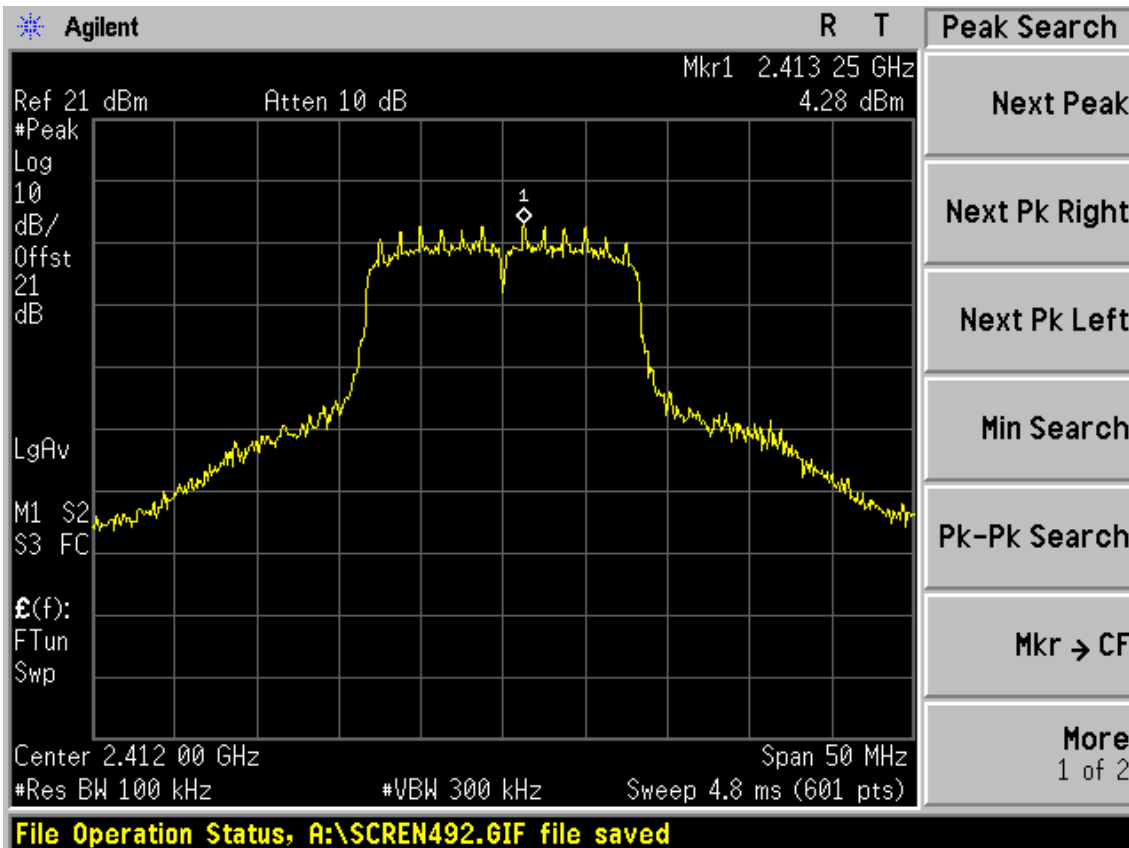


Test CH11: 2462MHz

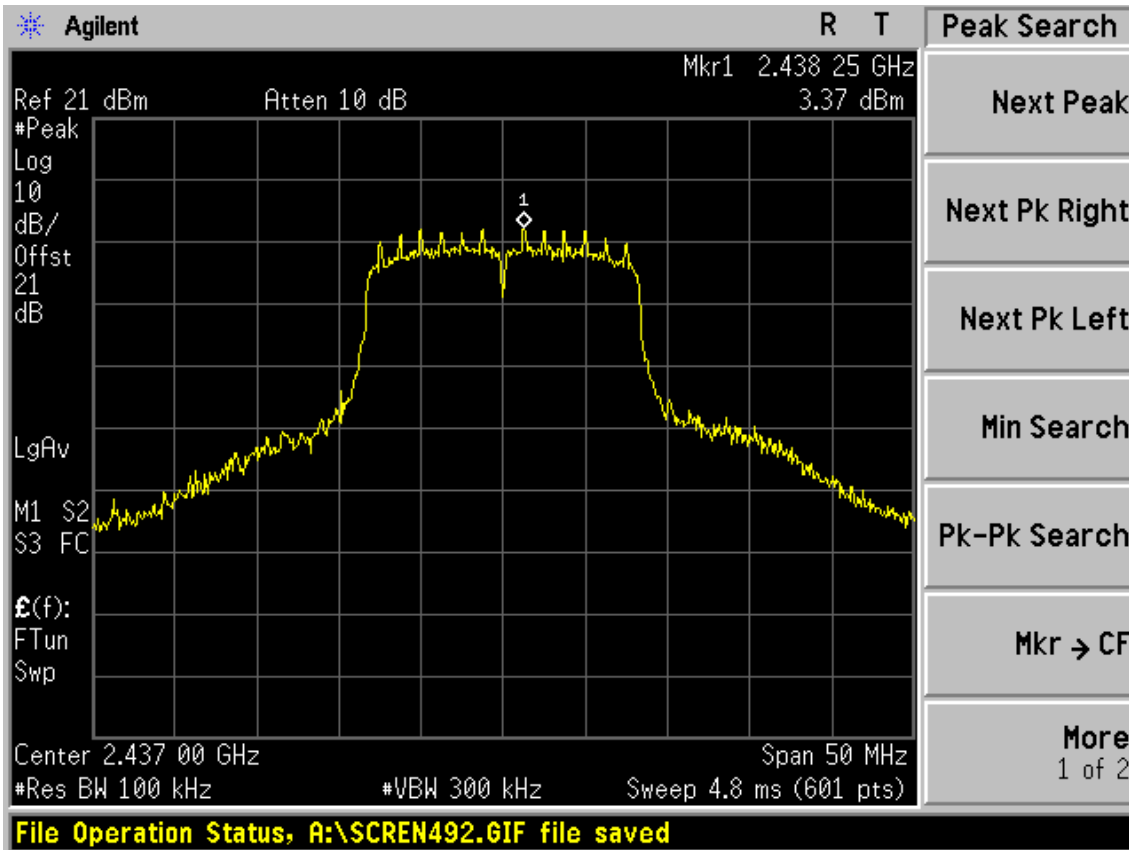


Test Mode: IEEE 802.11g TX

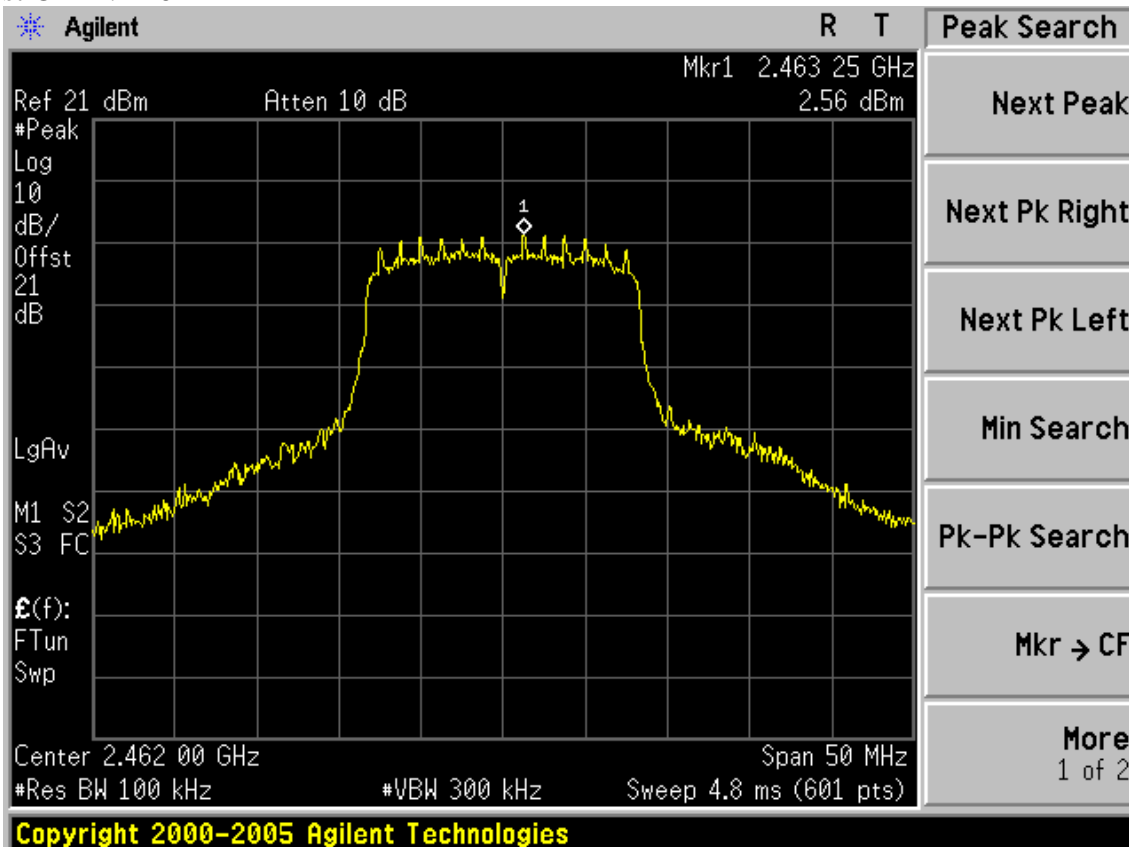
Test CH1: 2412MHz



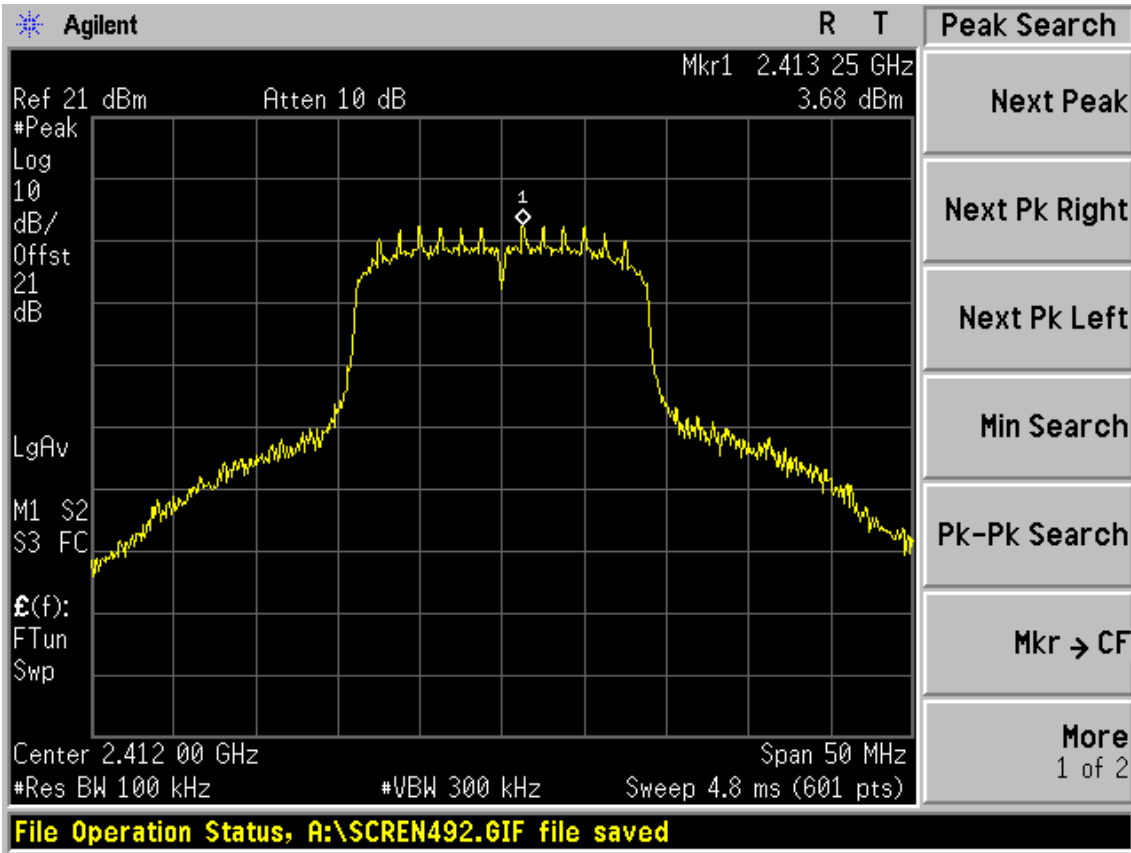
Test CH6: 2437MHz



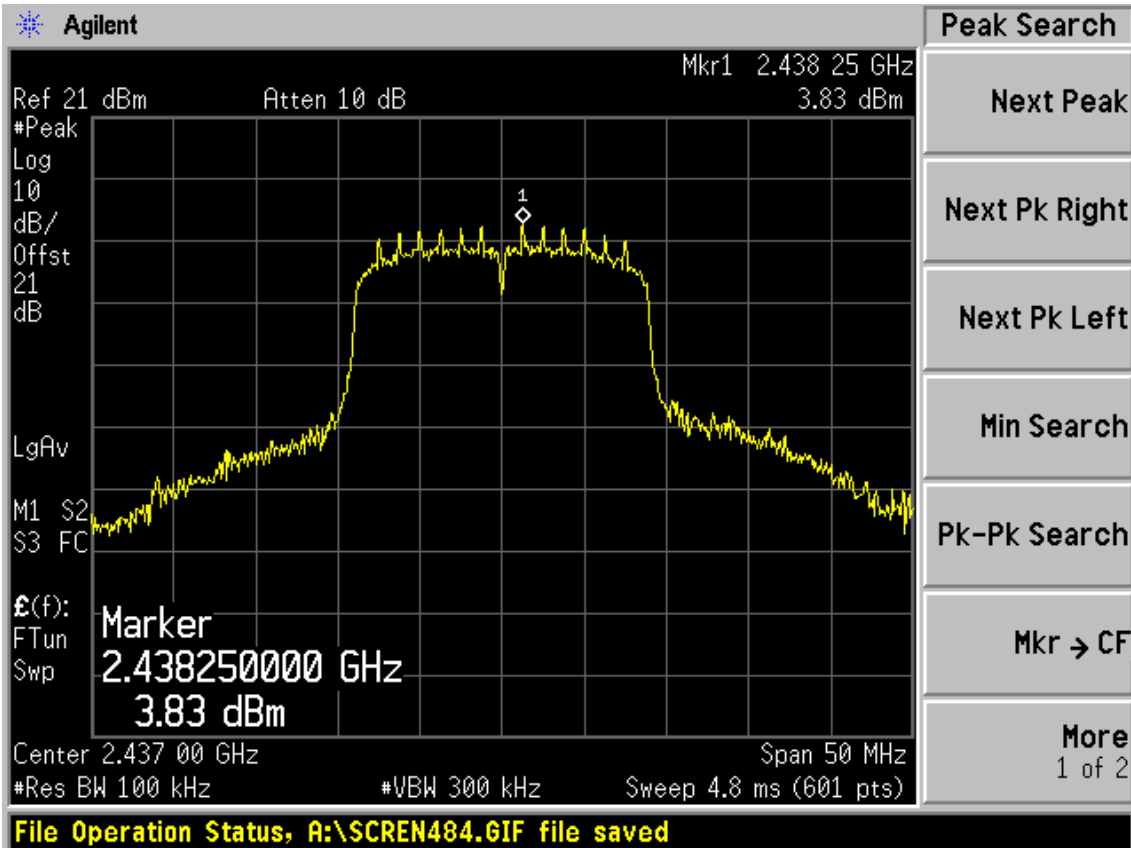
Test CH11: 2462MHz



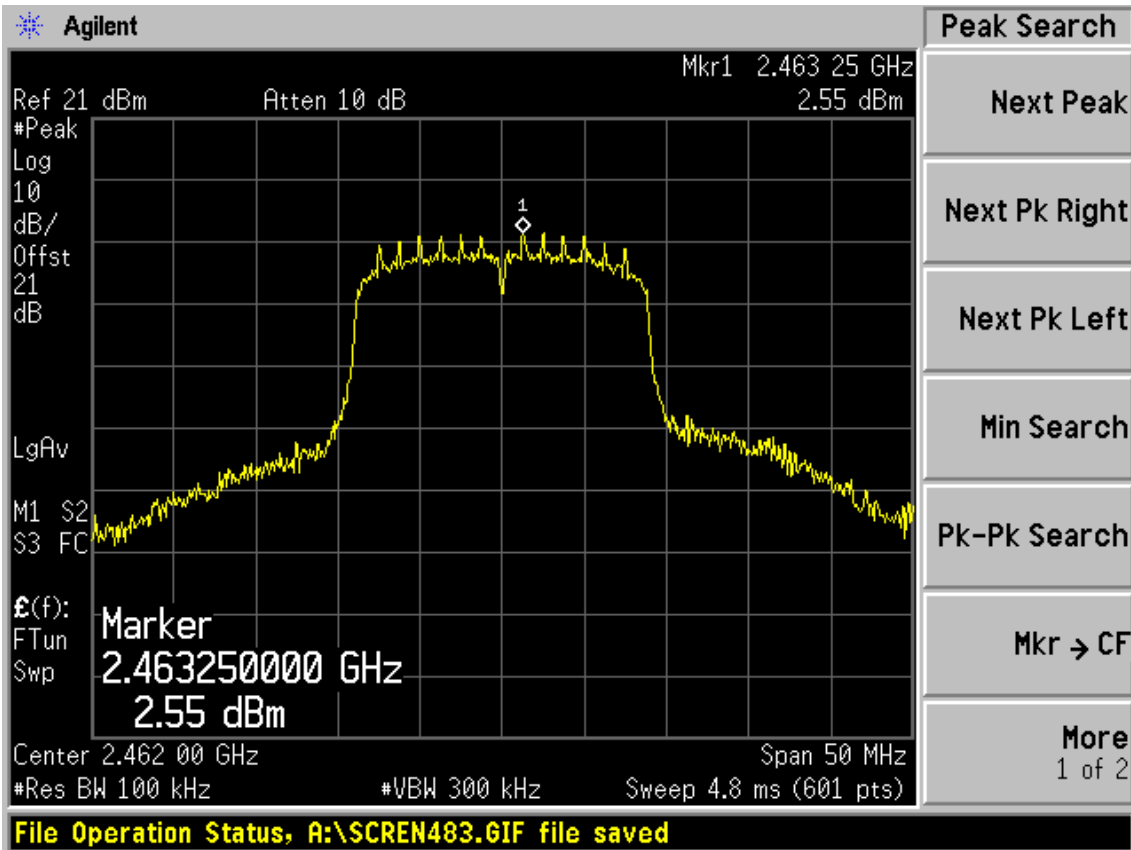
Test Mode: IEEE 802.11n HT20 TX
 Test CH1: 2412MHz



Test CH6: 2437MHz

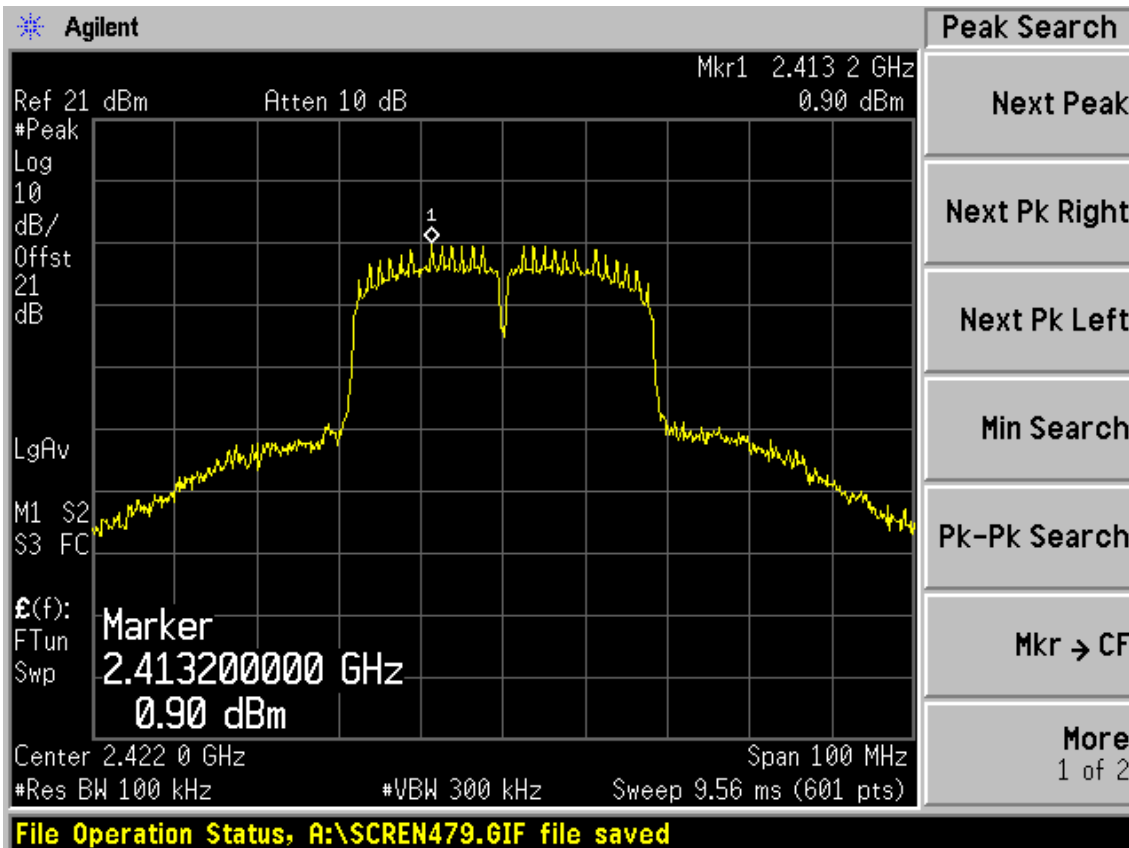


Test CH11: 2462MHz

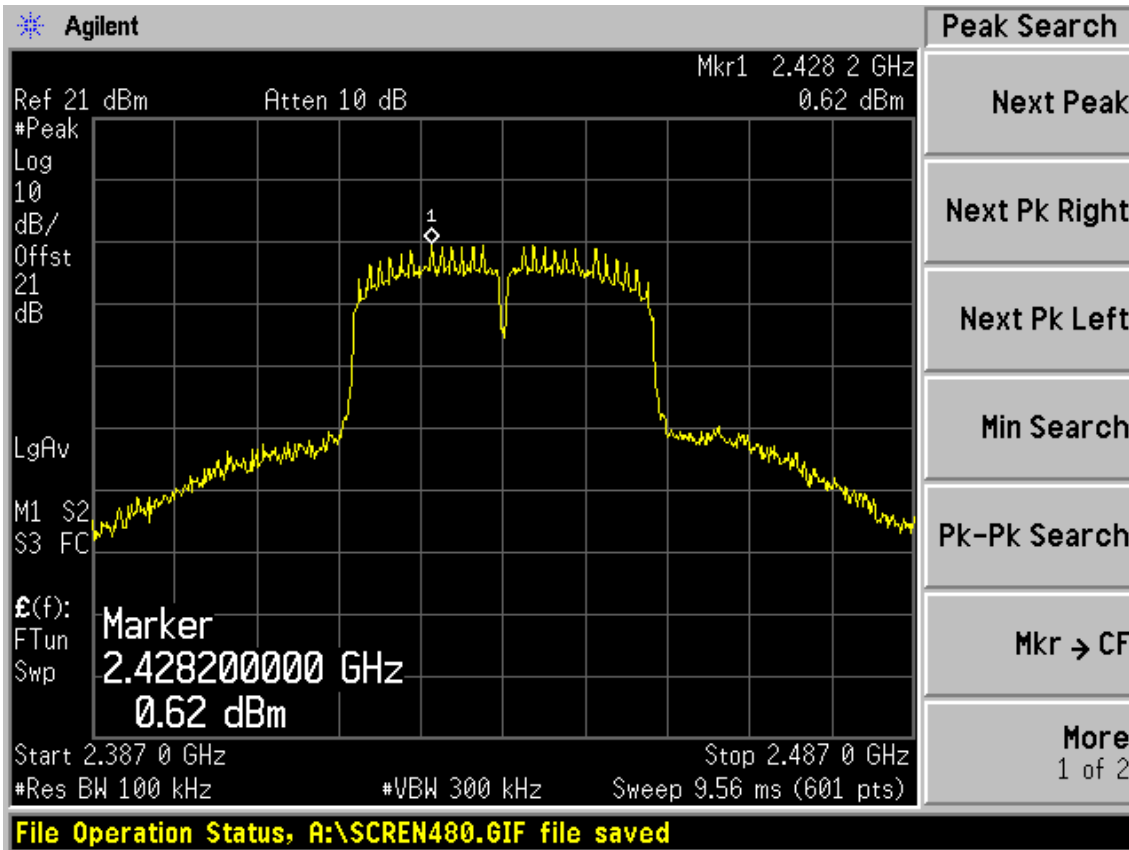


Test Mode: IEEE 802.11n HT40 TX

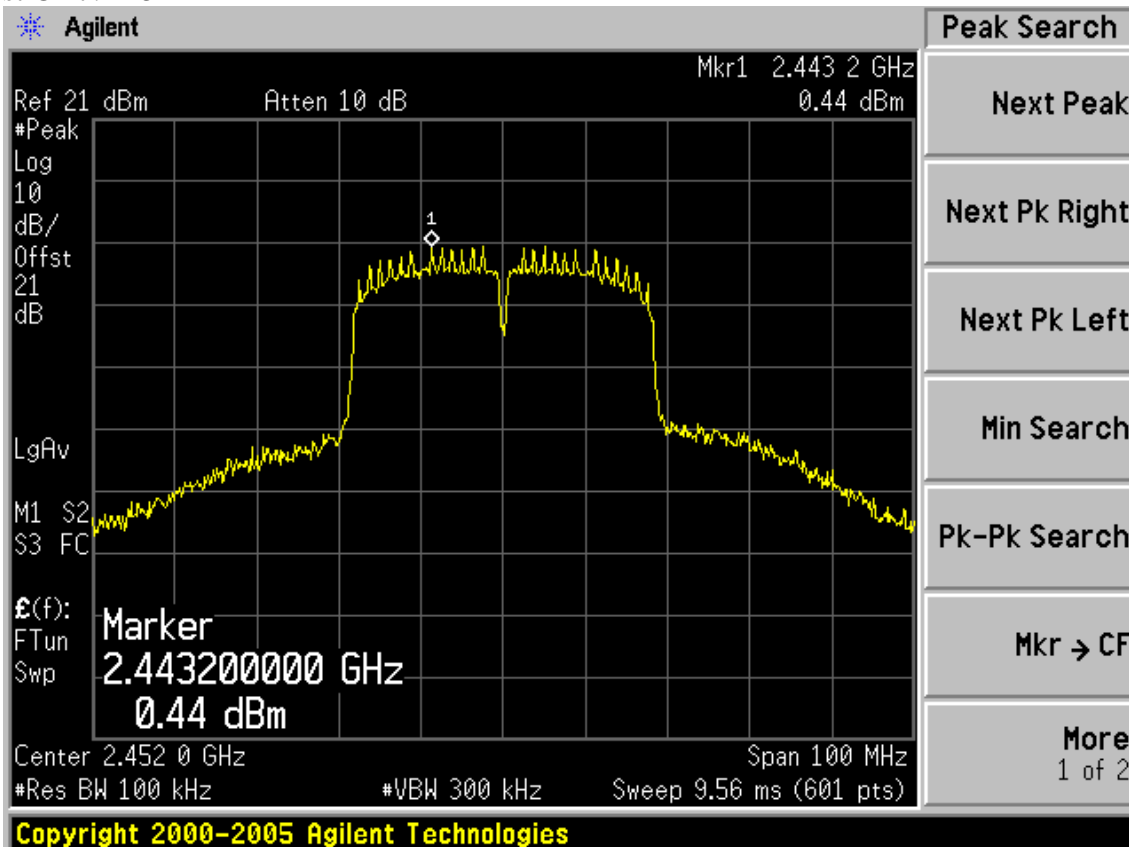
Test CH1: 2422MHz



Test CH4: 2437MHz



Test CH7: 2452MHz



10. ANTENNA REQUIREMENT

10.1. STANDARD APPLICABLE

For intentional device, according to FCC 47 CFR Section 15.203, an intentional radiator shall be designed to ensure that no antenna other than that furnished by the responsible party shall be used with the device. And according to FCC 47 CFR Section 15.247 (b), if transmitting antennas of directional gain greater than 6dBi are used, the power shall be reduced by the amount in dB that the directional gain of the antenna exceeds 6dBi.

10.2. ANTENNA CONNECTED CONSTRUCTION

The antennas used for this product are Dipole or slot antenna that no antenna other than that furnished by the responsible party shall be used with the device, the maximum peak gain of the transmit antenna is 3.4dBi.

11.MPE ESTIMATION

11.1.Limit for General Population/ Uncontrolled Exposures

Frequency	Power density (mW/ cm ²)	Averaging time(minutes)
300MHz----1.5GHz	F/1500	30
1.5GHz---100GHz	1.0	30

Frequency(MHz)	Power density (mW/ cm ²)	Averaging time(minutes)
2412	1	30
2437	1	30
2462	1	30

Note: F= Frequency in MHz

11.2. Estimation Result

EUT: 150Mbps Wireless N USB Module		
M/N: PW-MN427_56I		
Test date: 2013-01-26	Pressure: 101.2±1.0 kpa	Humidity: 51.6±3.0%
Tested by: Leo-Li	Test site: RF Site	Temperature : 20.8±0.6°C

Cable loss: 1 dB		Attenuator loss: 20 dB				Antenna Gain: 3.4dBi	
Test Mode	CH	Frequency (MHz)	Peak Output Power (dBm)	Output Power (mW)	Antenna Gain (dBi)	Antenna Gain (Linear)	MPE
11b	CH1	2412	18.48	70.47	3.4	2.19	0.0307
	CH6	2437	17.95	62.37	3.4	2.19	0.0272
	CH11	2462	17.23	52.84	3.4	2.19	0.0230
11g	CH1	2412	21.59	144.21	3.4	2.19	0.0628
	CH6	2437	20.96	124.74	3.4	2.19	0.0543
	CH11	2462	20.51	112.46	3.4	2.19	0.0490
11n HT20	CH1	2412	21.98	157.76	3.4	2.19	0.0687
	CH6	2437	21.43	139.00	3.4	2.19	0.0605
	CH11	2462	20.82	120.78	3.4	2.19	0.0526
11n HT40	CH1	2422	21.55	142.89	3.4	2.19	0.0622
	CH4	2437	22.34	171.40	3.4	2.19	0.0746
	CH7	2452	22.26	168.27	3.4	2.19	0.0733

12.DEVIATION TO TEST SPECIFICATIONS

[NONE]