

APPLICATION CERTIFICATION
On Behalf of
ATake Digital Technology ShenZhen Co.,Ltd

Accordion Bluetooth Speaker
Model No.: ASP-707

FCC ID: WWLASP-707

Prepared for : ATake Digital Technology ShenZhen Co.,Ltd
Address : 13th Building,The 4th Industry park,Han Shui ko,Ko,
ShenZhen,China
Prepared by : ACCURATE TECHNOLOGY CO. LTD
Address : F1, Bldg. A, Changyuan New Material Port, Keyuan Rd.
Science & Industry Park, Nanshan, Shenzhen, Guangdong
P.R. China

Tel: (0755) 26503290
Fax: (0755) 26503396

Report Number : ATE20140318
Date of Test : Mar 14-24,2014
Date of Report : Mar 25,2014

TABLE OF CONTENTS

Description	Page
Test Report Certification	
1. GENERAL INFORMATION	5
1.1. Description of Device (EUT).....	5
1.2. Description of Test Facility	6
1.3. Measurement Uncertainty	6
2. MEASURING DEVICE AND TEST EQUIPMENT	7
3. OPERATION OF EUT DURING TESTING	8
3.1. Operating Mode	8
3.2. Configuration and peripherals	8
4. TEST PROCEDURES AND RESULTS	9
5. 20DB BANDWIDTH TEST.....	10
5.1. Block Diagram of Test Setup.....	10
5.2. The Requirement For Section 15.247(a)(1).....	10
5.3. EUT Configuration on Measurement	10
5.4. Operating Condition of EUT	10
5.5. Test Procedure	11
5.6. Test Result	11
6. CARRIER FREQUENCY SEPARATION TEST.....	17
6.1. Block Diagram of Test Setup.....	17
6.2. The Requirement For Section 15.247(a)(1).....	17
6.3. EUT Configuration on Measurement	17
6.4. Operating Condition of EUT	17
6.5. Test Procedure	18
6.6. Test Result	18
7. NUMBER OF HOPPING FREQUENCY TEST	24
7.1. Block Diagram of Test Setup.....	24
7.2. The Requirement For Section 15.247(a)(1)(iii).....	24
7.3. EUT Configuration on Measurement	24
7.4. Operating Condition of EUT	24
7.5. Test Procedure	25
7.6. Test Result	25
8. DWELL TIME TEST	27
8.1. Block Diagram of Test Setup.....	27
8.2. The Requirement For Section 15.247(a)(1)(iii).....	27
8.3. EUT Configuration on Measurement	27
8.4. Operating Condition of EUT	27
8.5. Test Procedure	28
8.6. Test Result	28
9. MAXIMUM PEAK OUTPUT POWER TEST	44
9.1. Block Diagram of Test Setup.....	44
9.2. The Requirement For Section 15.247(b)(1).....	44
9.3. EUT Configuration on Measurement	44
9.4. Operating Condition of EUT	44
9.5. Test Procedure	45

9.6. Test Result45

10. RADIATED EMISSION TEST 51

10.1. Block Diagram of Test Setup.....51

10.2. The Limit For Section 15.247(d)51

10.3. Restricted bands of operation52

10.4. Configuration of EUT on Measurement52

10.5. Test Procedure.....53

10.6. The Field Strength of Radiation Emission Measurement Results54

11. BAND EDGE COMPLIANCE TEST 66

11.1. Block Diagram of Test Setup.....66

11.2. The Requirement For Section 15.247(d)66

11.3. EUT Configuration on Measurement66

11.4. Operating Condition of EUT66

11.5. Test Procedure67

11.6. Test Result67

12. AC POWER LINE CONDUCTED EMISSION FOR FCC PART 15 SECTION 15.207(A) ..89

12.1. Block Diagram of Test Setup.....89

12.2. The Emission Limit89

12.3. Configuration of EUT on Measurement90

12.4. Operating Condition of EUT90

12.5. Test Procedure90

12.6. Power Line Conducted Emission Measurement Results90

13. ANTENNA REQUIREMENT..... 93

13.1. The Requirement93

13.2. Antenna Construction93

Test Report Certification

Applicant : ATake Digital Technology ShenZhen Co.,Ltd
Manufacturer : ATake Digital Technology ShenZhen Co.,Ltd
EUT Description : Accordion Bluetooth Speaker
(A) MODEL NO.: ASP-707
(B) SERIAL NO.: N/A
(C) POWER SUPPLY: DC 3.7V (Lithium ion battery) & DC 5V


Measurement Procedure Used:


FCC Rules and Regulations Part 15 Subpart C Section 15.247
ANSI C63.4- 2009

The device described above is tested by ACCURATE TECHNOLOGY CO. LTD to determine the maximum emission levels emanating from the device. The maximum emission levels are compared to the FCC Part 15 Subpart C Section 15.247 limits. The measurement results are contained in this test report and ACCURATE TECHNOLOGY CO. LTD is assumed full responsibility for the accuracy and completeness of these measurements. Also, this report shows that the Equipment Under Test (EUT) is to be technically compliant with the FCC requirements.

This report applies to above tested sample only. This report shall not be reproduced in part without written approval of ACCURATE TECHNOLOGY CO. LTD.

Date of Test : Mar 14-24,2014

Prepared by : 
(Engineer)

Approved & Authorized Signer : 
(Manager)

1. GENERAL INFORMATION

1.1. Description of Device (EUT)

EUT	:	Accordion Bluetooth Speaker
Model Number	:	ASP-707
Frequency Band	:	2402MHz-2480MHz
Number of Channels	:	79
Modulation type	:	GFSK, $\Pi/4$ -DQPSK, 8DPSK
Antenna Gain	:	0dBi
Antenna type	:	PCB Antenna
Power Supply	:	DC 3.7V&DC 5V
Applicant	:	ATake Digital Technology ShenZhen Co.,Ltd
Address	:	13th Building,The 4th Industry park,Han Shui ko,Ko,ShenZhen,China
Manufacturer	:	ATake Digital Technology ShenZhen Co.,Ltd
Address	:	13th Building,The 4th Industry park,Han Shui ko,Ko,ShenZhen,China
Date of sample received	:	Mar 14, 2014
Date of Test	:	Mar 14-24,2014

1.2. Description of Test Facility

EMC Lab	:	Accredited by TUV Rheinland Shenzhen
		Listed by FCC
		The Registration Number is 752051
		Listed by Industry Canada
		The Registration Number is 5077A-2
		Accredited by China National Accreditation Committee for Laboratories
		The Certificate Registration Number is L3193
Name of Firm	:	ACCURATE TECHNOLOGY CO. LTD
Site Location	:	F1, Bldg. A, Changyuan New Material Port, Keyuan Rd. Science & Industry Park, Nanshan, Shenzhen, Guangdong P.R. China

1.3. Measurement Uncertainty

Conducted Emission Expanded Uncertainty	=	2.23dB, k=2
Radiated emission expanded uncertainty (9kHz-30MHz)	=	3.08dB, k=2
Radiated emission expanded uncertainty (30MHz-1000MHz)	=	4.42dB, k=2
Radiated emission expanded uncertainty (Above 1GHz)	=	4.06dB, k=2

2. MEASURING DEVICE AND TEST EQUIPMENT

Table 1: List of Test and Measurement Equipment

Kind of equipment	Manufacturer	Type	S/N	Calibrated dates	Calibrated until
EMI Test Receiver	Rohde&Schwarz	ESCS30	100307	Jan. 11, 2014	Jan. 10, 2015
EMI Test Receiver	Rohde&Schwarz	ESPI3	101526/003	Jan. 11, 2014	Jan. 10, 2015
Spectrum Analyzer	Agilent	E7405A	MY45115511	Jan. 11, 2014	Jan. 10, 2015
Pre-Amplifier	Rohde&Schwarz	CBLU118354 0-01	3791	Jan. 11, 2014	Jan. 10, 2015
Loop Antenna	Schwarzbeck	FMZB1516	1516131	Jan. 15, 2014	Jan. 14, 2015
Bilog Antenna	Schwarzbeck	VULB9163	9163-323	Jan. 15, 2014	Jan. 14, 2015
Horn Antenna	Schwarzbeck	BBHA9120D	9120D-655	Jan. 15, 2014	Jan. 14, 2015
Horn Antenna	Schwarzbeck	BBHA9120D	9120D-1067	Jan. 15, 2014	Jan. 14, 2015
LISN	Rohde&Schwarz	ESH3-Z5	100305	Jan. 11, 2014	Jan. 10, 2015
LISN	Schwarzbeck	NSLK8126	8126431	Jan. 11, 2014	Jan. 10, 2015

3. OPERATION OF EUT DURING TESTING

3.1. Operating Mode

The mode is used: Transmitting mode

Low Channel: 2402MHz

Middle Channel: 2441MHz

High Channel: 2480MHz

Hopping

3.2. Configuration and peripherals

EUT

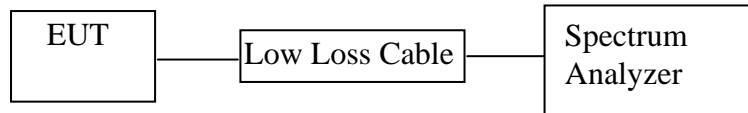
(EUT: Accordion Bluetooth Speaker)

4. TEST PROCEDURES AND RESULTS

FCC Rules	Description of Test	Result
Section 15.207	Conducted Emission Test	Compliant
Section 15.247(a)(1)	20dB Bandwidth Test	Compliant
Section 15.247(a)(1)	Carrier Frequency Separation Test	Compliant
Section 15.247(a)(1)(iii)	Number Of Hopping Frequency Test	Compliant
Section 15.247(a)(1)(iii)	Dwell Time Test	Compliant
Section 15.247(b)(1)	Maximum Peak Output Power Test	Compliant
Section 15.247(d) Section 15.209	Radiated Emission Test	Compliant
Section 15.247(d)	Band Edge Compliance Test	Compliant
Section 15.203	Antenna Requirement	Compliant

5. 20DB BANDWIDTH TEST

5.1. Block Diagram of Test Setup



(EUT: Accordion Bluetooth Speaker)

5.2. The Requirement For Section 15.247(a)(1)

Section 15.247(a)(1): Frequency hopping systems shall have hopping channel carrier frequencies separated by a minimum of 25 kHz or the 20 dB bandwidth of the hopping channel, whichever is greater.

5.3. EUT Configuration on Measurement

The equipment are installed on the emission measurement to meet the commission requirements and operating regulations in a manner which tends to maximize its emission characteristics in normal application.

5.4. Operating Condition of EUT

5.4.1. Setup the EUT and simulator as shown as Section 5.1.

5.4.2. Turn on the power of all equipment.

5.4.3. Let the EUT work in TX (Hopping off) modes measure it. The transmit frequency are 2402-2480MHz. We select 2402MHz, 2441MHz, and 2480MHz TX frequency to transmit.

5.5. Test Procedure

5.5.1. The transmitter output was connected to the spectrum analyzer through a low loss cable.

5.5.2. Set RBW of spectrum analyzer to 30 kHz and VBW to 100 kHz.

5.5.3. The 20dB bandwidth is defined as the total spectrum the power of which is higher than peak power minus 20dB.

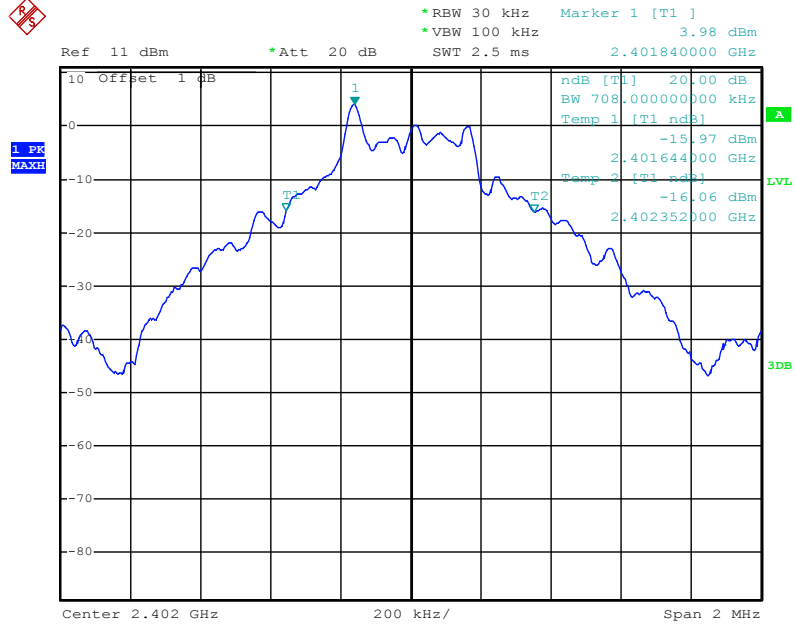
5.6. Test Result

Channel	Frequency (MHz)	GFSK 20dB Bandwidth (MHz)	$\Pi/4$ -DQPSK 20dB Bandwidth (MHz)	8DPSK 20dB Bandwidth (MHz)	Result
Low	2402	0.708	1.116	1.160	Pass
Middle	2441	0.704	1.116	1.164	Pass
High	2480	0.704	1.112	1.164	Pass

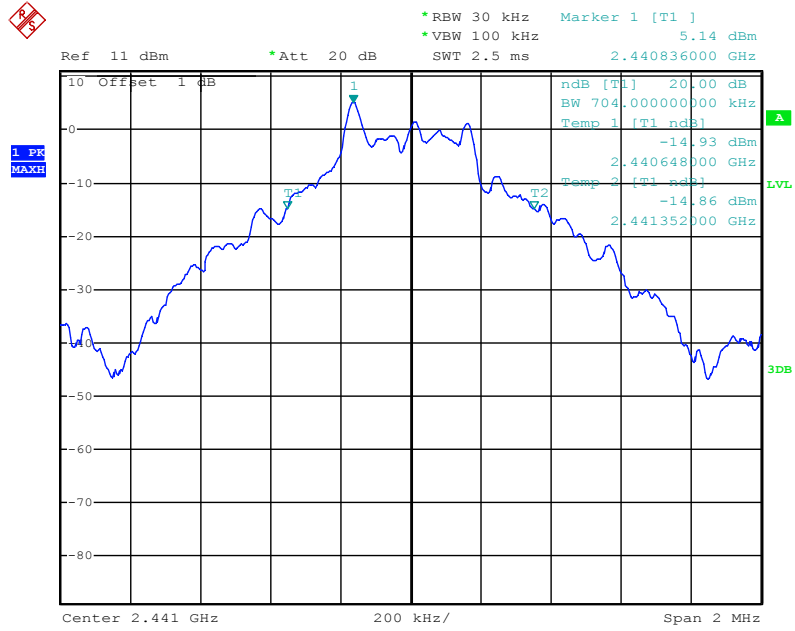
The spectrum analyzer plots are attached as below.

GFSK Mode

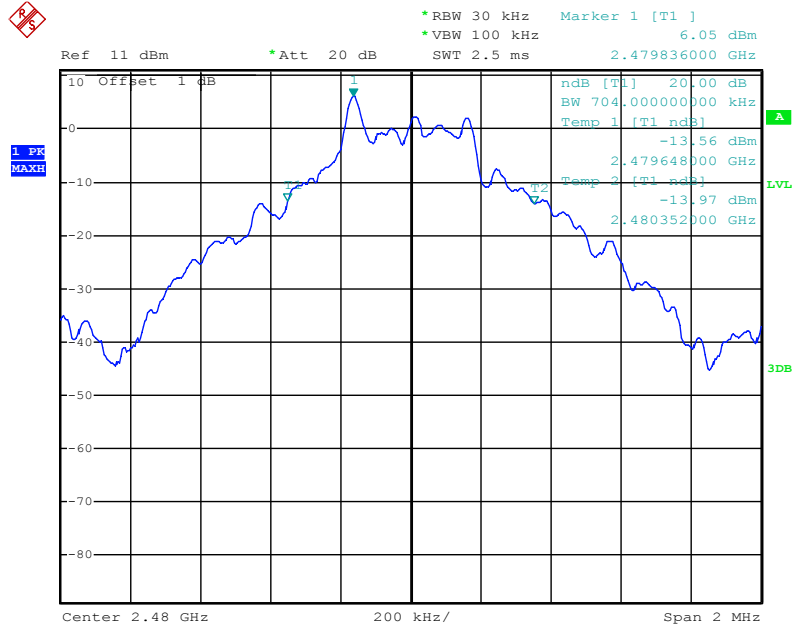
Low channel



Middle channel

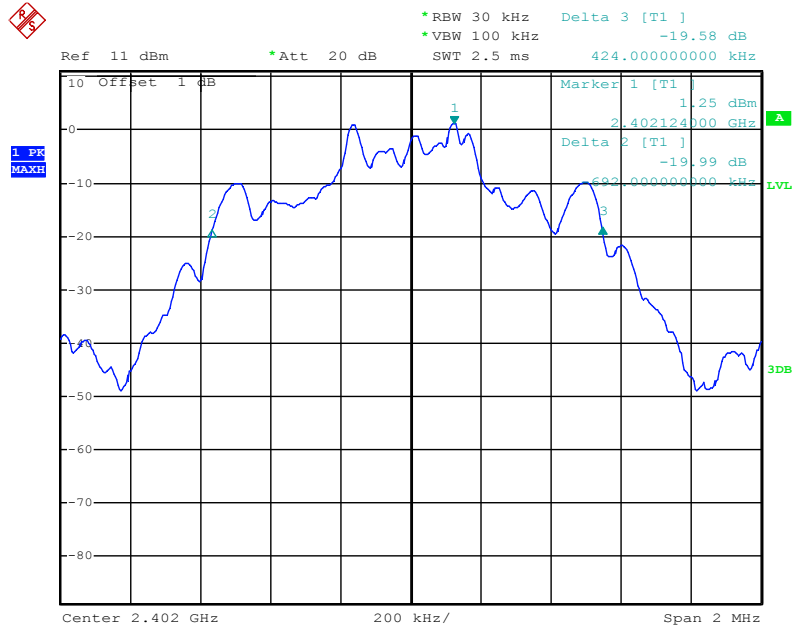


High channel

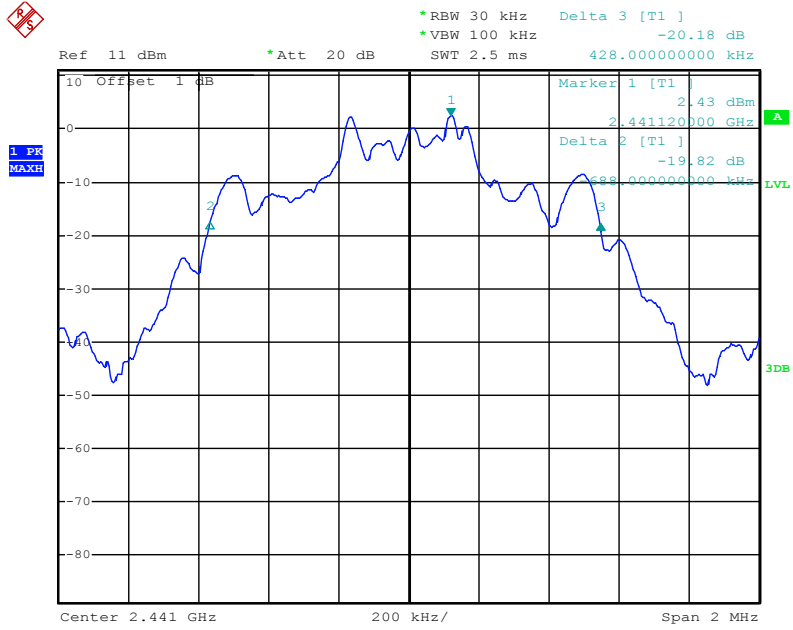


$\Pi/4$ -DQPSK Mode

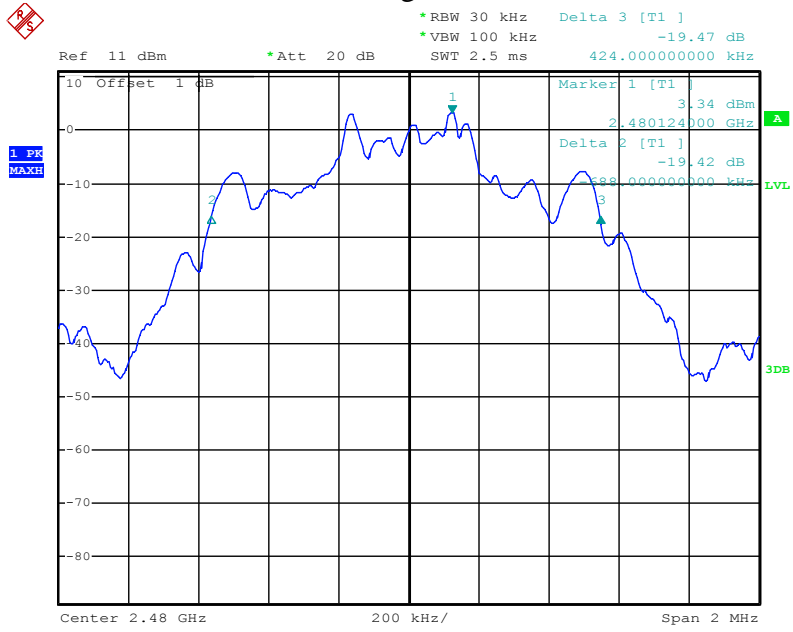
Low channel



Middle channel

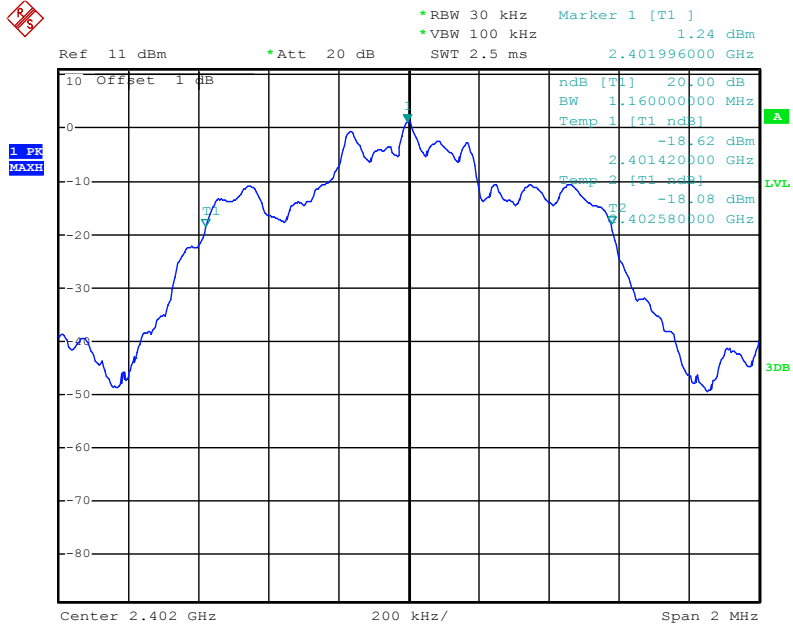


High channel

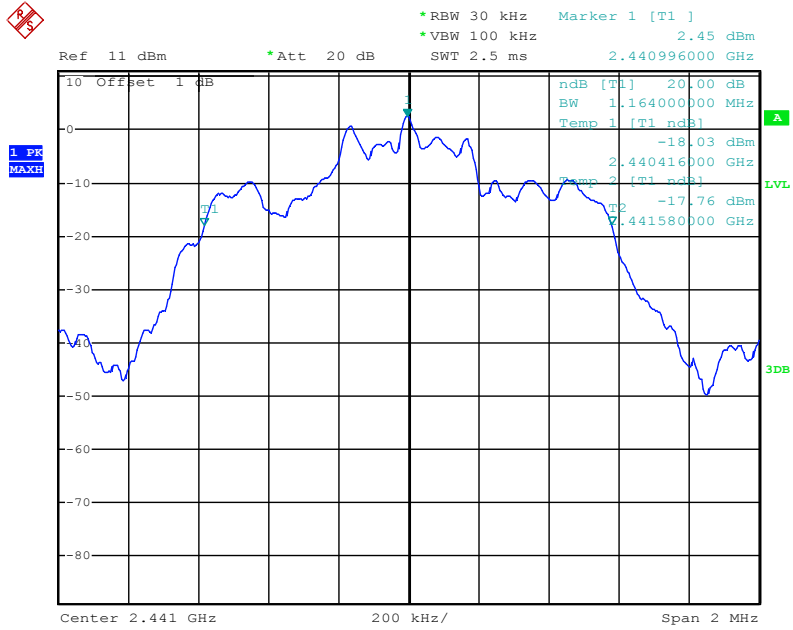


8DPSK Mode

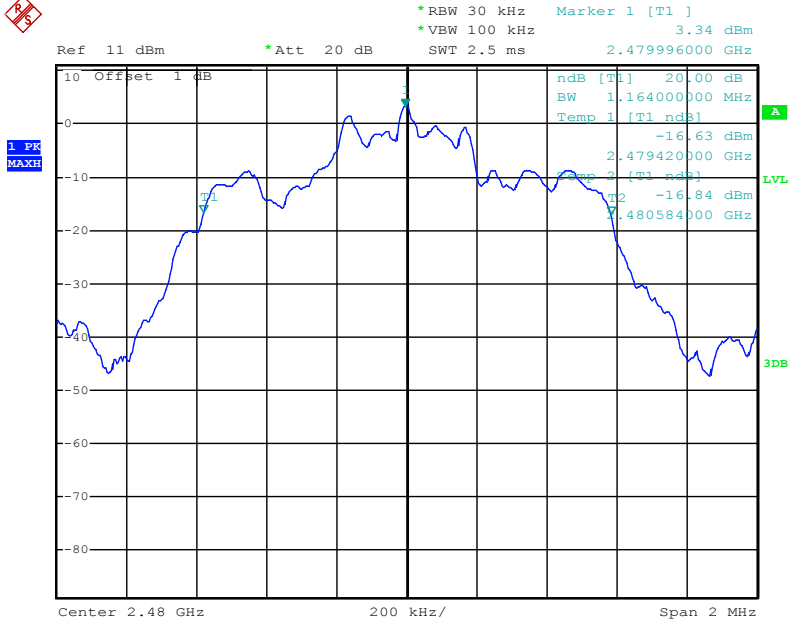
Low channel



Middle channel

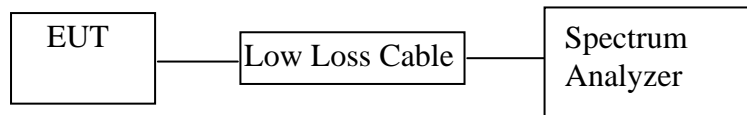


High channel



6. CARRIER FREQUENCY SEPARATION TEST

6.1. Block Diagram of Test Setup



(EUT: Accordion Bluetooth Speaker)

6.2. The Requirement For Section 15.247(a)(1)

Section 15.247(a)(1): Frequency hopping systems shall have hopping channel carrier frequencies separated by a minimum of 25 kHz or the 20 dB bandwidth of the hopping channel, whichever is greater. Alternatively, frequency hopping systems operating in the 2400-2483.5 MHz band may have hopping channel carrier frequencies that are separated by 25 kHz or two-thirds of the 20 dB bandwidth of the hopping channel, whichever is greater, provided the systems operate with an output power no greater than 125 mW. The system shall hop to channel frequencies that are selected at the system hopping rate from a pseudorandomly ordered list of hopping frequencies. Each frequency must be used equally on the average by each transmitter. The system receivers shall have input bandwidths that match the hopping channel bandwidths of their corresponding transmitters and shall shift frequencies in synchronization with the transmitted signals.

6.3. EUT Configuration on Measurement

The equipment are installed on the emission measurement to meet the commission requirements and operating regulations in a manner which tends to maximize its emission characteristics in normal application.

6.4. Operating Condition of EUT

6.4.1. Setup the EUT and simulator as shown as Section 6.1.

6.4.2. Turn on the power of all equipment.

6.4.3. Let the EUT work in TX (Hopping on) modes measure it. The transmit frequency are 2402-2480MHz. We select 2402MHz, 2441MHz, and 2480MHz TX frequency to transmit.

6.5. Test Procedure

6.5.1. The transmitter output was connected to the spectrum analyzer through a low loss cable.

6.5.2. Set RBW of spectrum analyzer to 30 kHz and VBW to 100 kHz. Adjust Span to 2 MHz.

6.5.3. Set the adjacent channel of the EUT maxhold another trace.

6.5.4. Measurement the channel separation

6.6. Test Result

GFSK

Channel	Frequency (MHz)	Channel Separation(MHz)	Limit (MHz)	Result
Low	2402	1.000	25KHz or 20dB bandwidth	PASS
	2403			
Middle	2440	1.000	25KHz or 20dB bandwidth	PASS
	2441			
High	2479	1.000	25KHz or 20dB bandwidth	PASS
	2480			

Π/4-DQPSK

Channel	Frequency (MHz)	Channel Separation(MHz)	Limit (MHz)	Result
Low	2402	1.002	25KHz or 2/3*20dB bandwidth	PASS
	2403			
Middle	2440	1.008	25KHz or 2/3*20dB bandwidth	PASS
	2441			
High	2479	1.002	25KHz or 2/3*20dB bandwidth	PASS
	2480			

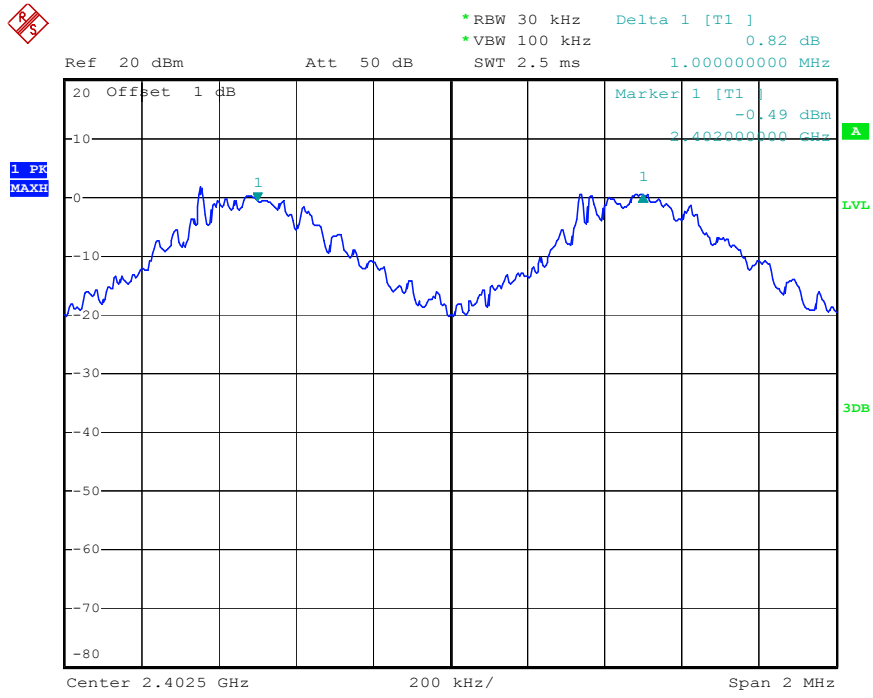
8QPSK

Channel	Frequency (MHz)	Channel Separation(MHz)	Limit (MHz)	Result
Low	2402	1.000	25KHz or 2/3*20dB bandwidth	PASS
	2403			
Middle	2440	1.004	25KHz or 2/3*20dB bandwidth	PASS
	2441			
High	2479	1.002	25KHz or 2/3*20dB bandwidth	PASS
	2480			

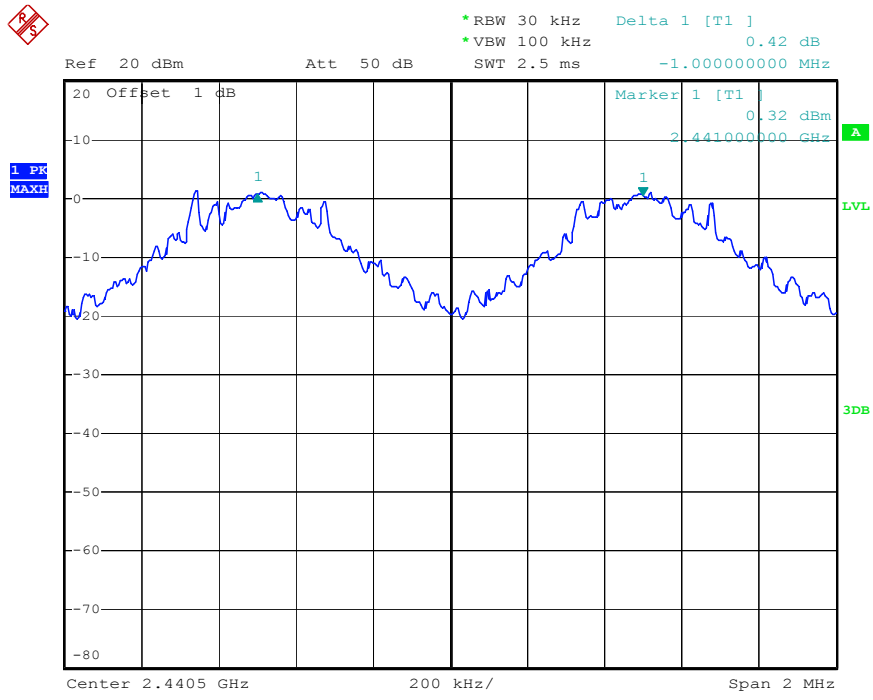
The spectrum analyzer plots are attached as below.

GFSK Mode

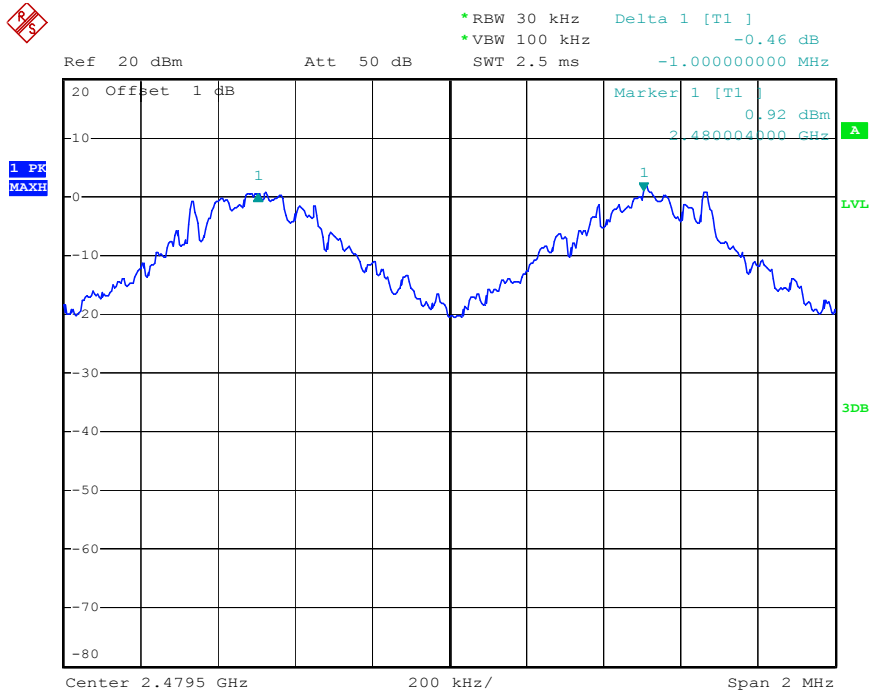
Low channel



Middle channel

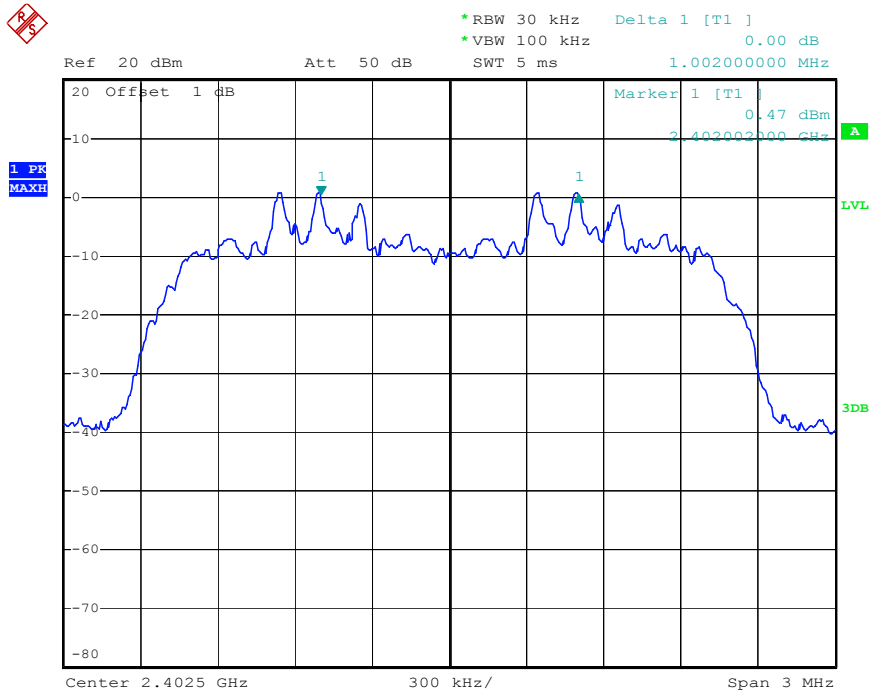


High channel

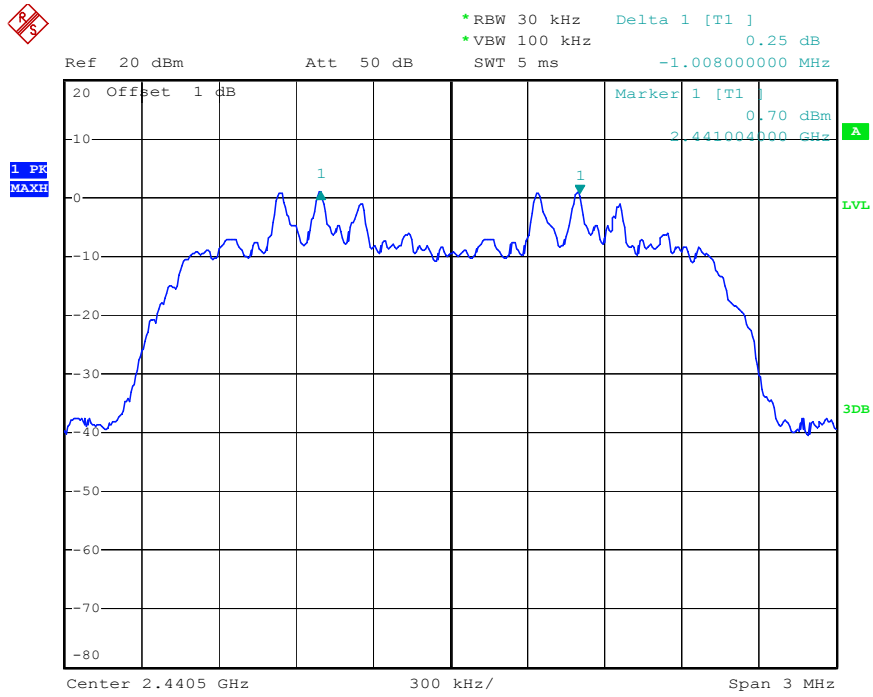


$\Pi/4$ -DQPSK Mode

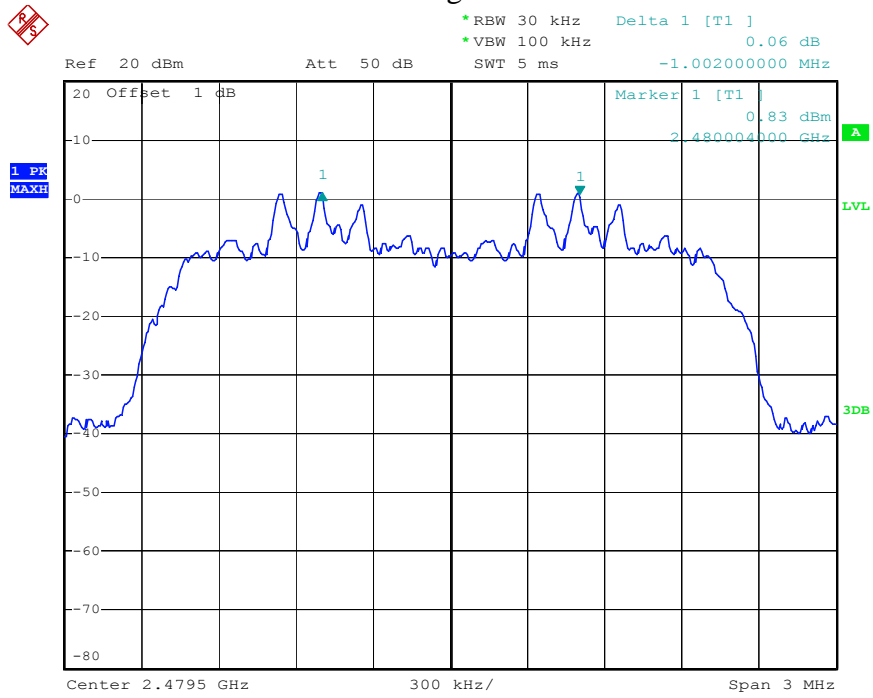
Low channel



Middle channel

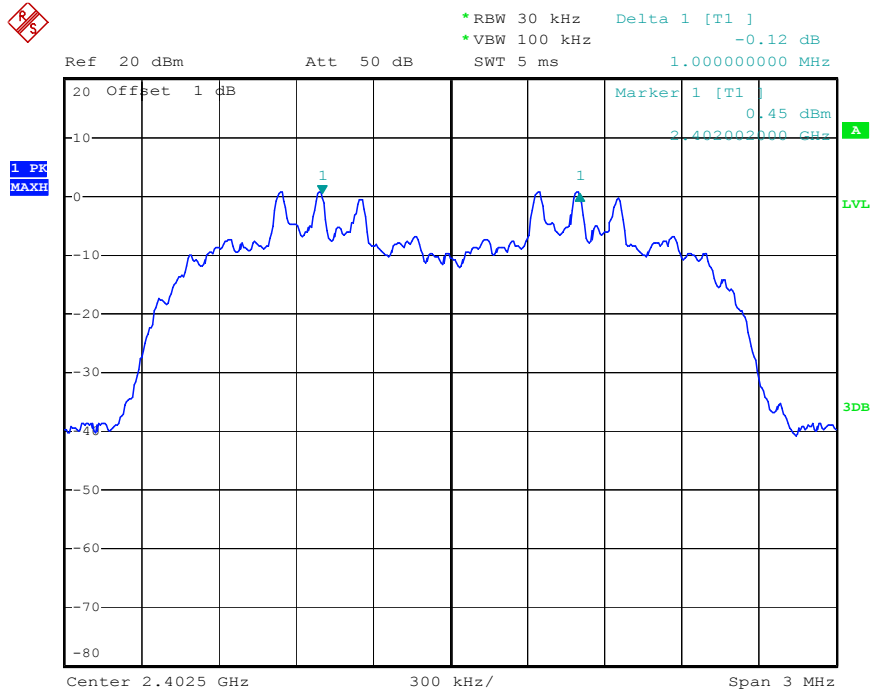


High channel

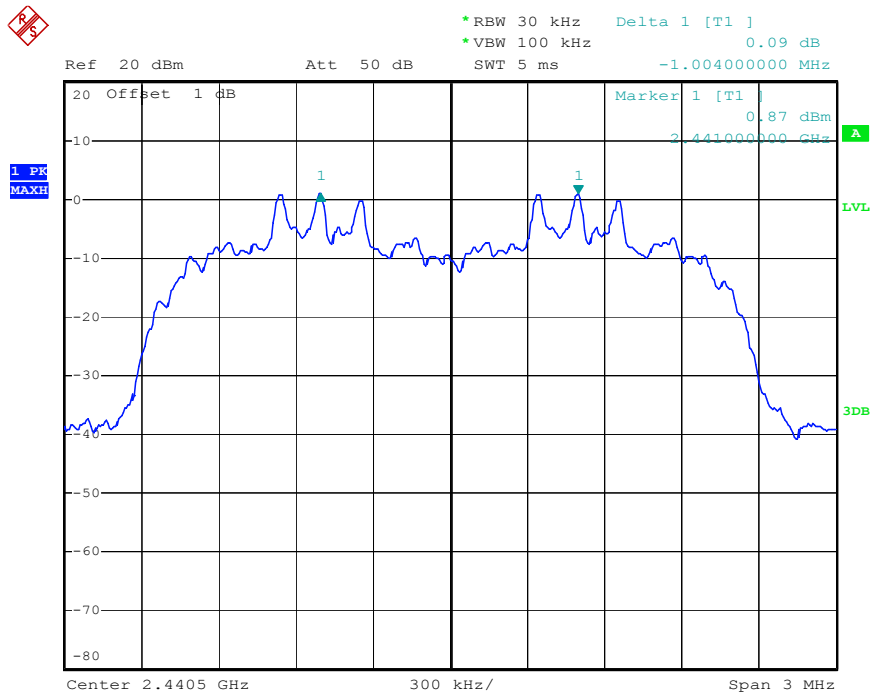


8DPSK Mode

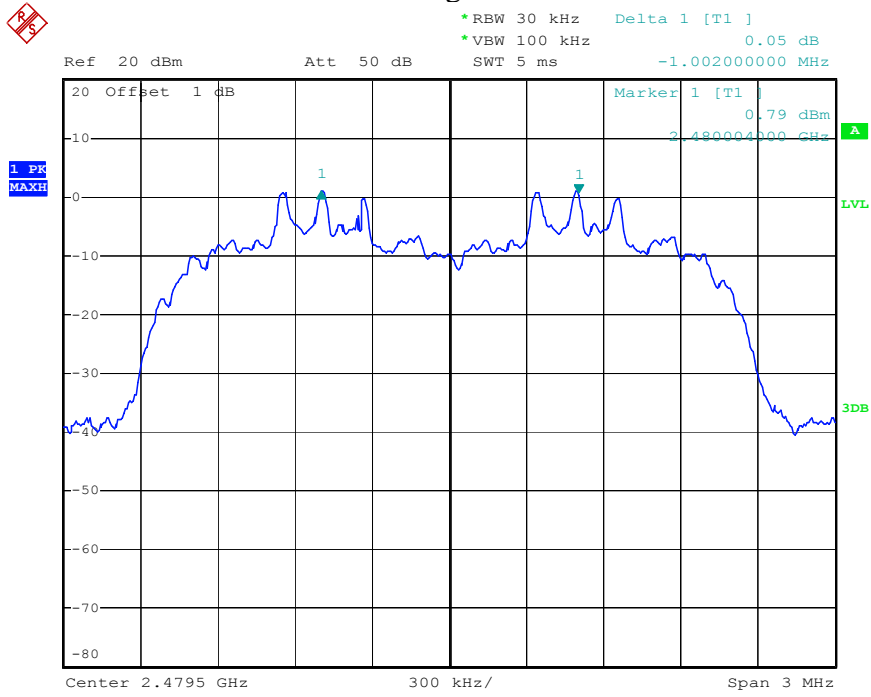
Low channel



Middle channel

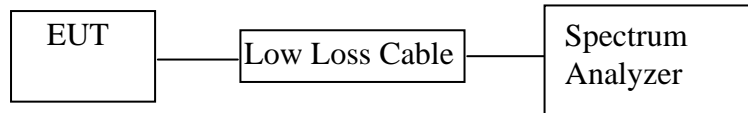


High channel



7. NUMBER OF HOPPING FREQUENCY TEST

7.1. Block Diagram of Test Setup



(EUT: Accordion Bluetooth Speaker)

7.2. The Requirement For Section 15.247(a)(1)(iii)

Section 15.247(a)(1)(iii): Frequency hopping systems in the 2400-2483.5 MHz band shall use at least 15 channels.

7.3. EUT Configuration on Measurement

The equipment are installed on the emission measurement to meet the commission requirements and operating regulations in a manner which tends to maximize its emission characteristics in normal application.

7.4. Operating Condition of EUT

7.4.1. Setup the EUT and simulator as shown as Section 7.1.

7.4.2. Turn on the power of all equipment.

7.4.3. Let the EUT work in TX (Hopping on) modes measure it.

7.5. Test Procedure

7.5.1. The transmitter output was connected to the spectrum analyzer through a low loss cable.

7.5.2. Set the spectrum analyzer as Span=83.5MHz, RBW=100 kHz, VBW=300 kHz.

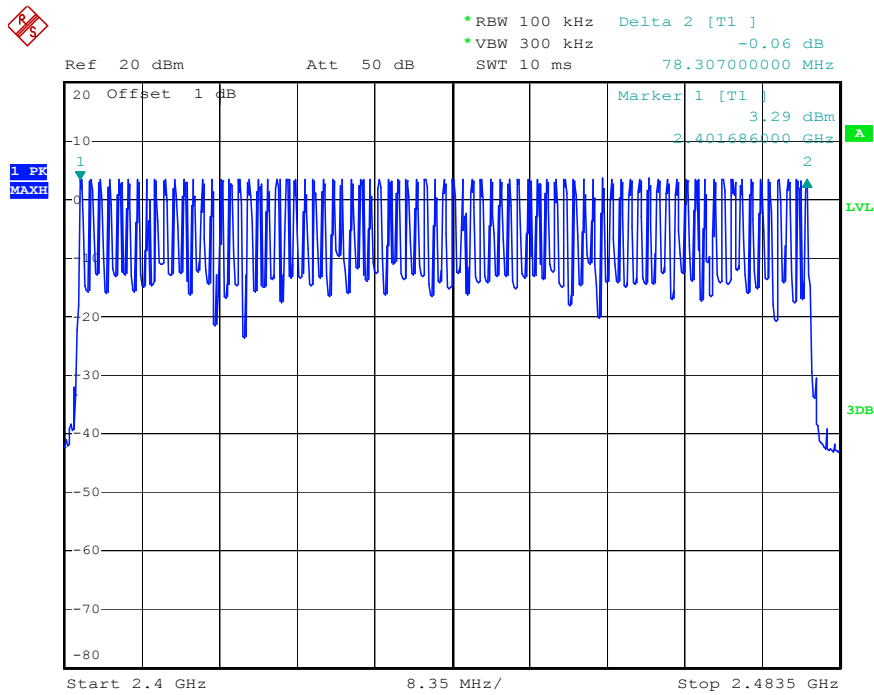
7.5.3. Max hold, view and count how many channel in the band.

7.6. Test Result

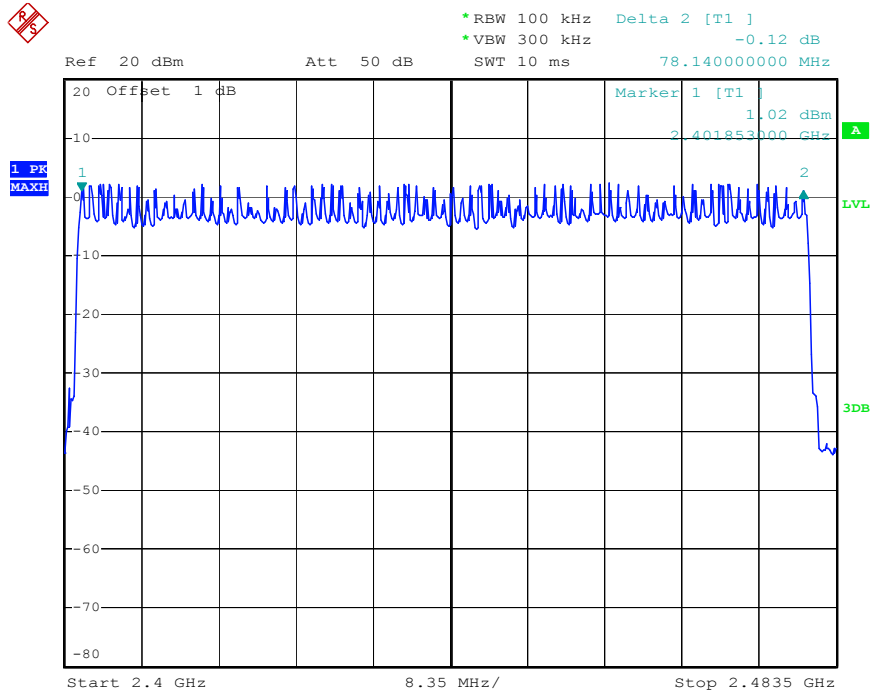
Total number of hopping channel	Measurement result(CH)	Limit(CH)
	79	≥15

The spectrum analyzer plots are attached as below.

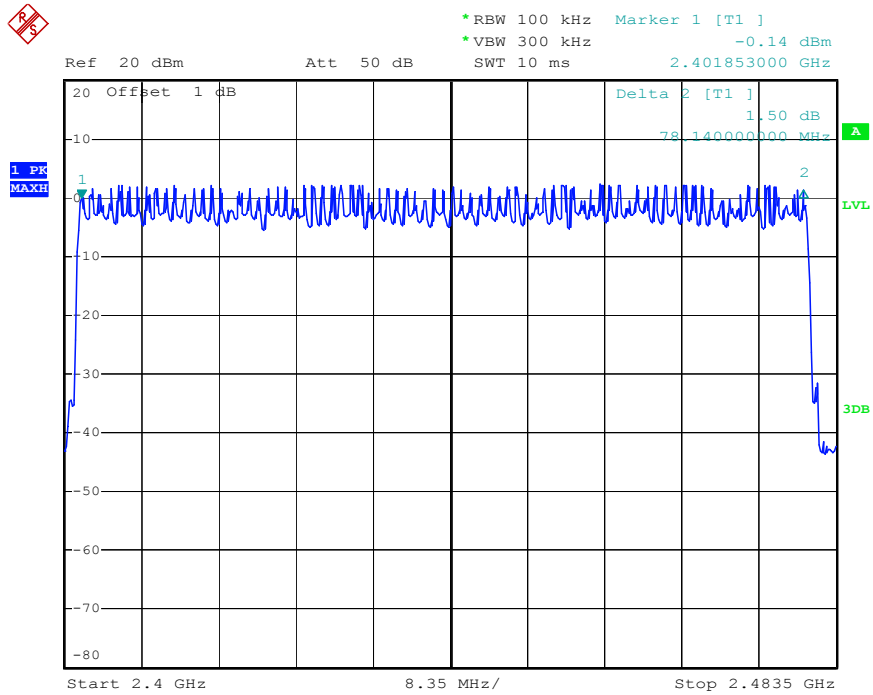
Number of hopping channels(GFSK)



Number of hopping channels($\Pi/4$ -DQPSK)

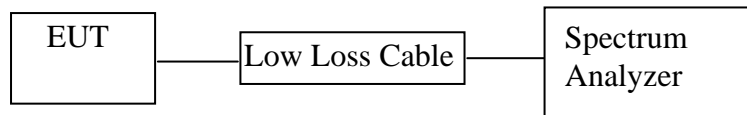


Number of hopping channels(8QPSK)



8. DWELL TIME TEST

8.1. Block Diagram of Test Setup



(EUT: Accordion Bluetooth Speaker)

8.2. The Requirement For Section 15.247(a)(1)(iii)

Section 15.247(a)(1)(iii): Frequency hopping systems in the 2400-2483.5 MHz band shall use at least 15 channels. The average time of occupancy on any channel shall not be greater than 0.4 seconds within a period of 0.4 seconds multiplied by the number of hopping channels employed. Frequency hopping systems may avoid or suppress transmissions on a particular hopping frequency provided that a minimum of 15 channels are used.

8.3. EUT Configuration on Measurement

The equipment are installed on the emission measurement to meet the commission requirements and operating regulations in a manner which tends to maximize its emission characteristics in normal application.

8.4. Operating Condition of EUT

8.4.1. Setup the EUT and simulator as shown as Section 8.1.

8.4.2. Turn on the power of all equipment.

8.4.3. Let the EUT work in TX (Hopping on) modes measure it. The transmit frequency are 2402-2480MHz. We select 2402MHz, 2441MHz, and 2480MHz TX frequency to transmit.

8.5. Test Procedure

- 8.5.1. The transmitter output was connected to the spectrum analyzer through a low loss cable.
- 8.5.2. Set center frequency of spectrum analyzer = operating frequency.
- 8.5.3. Set the spectrum analyzer as RBW=100 kHz, VBW=300 kHz, Span=0Hz, Adjust Sweep=1s. Get the burst (in 1 sec.).
- 8.5.4. Set the spectrum analyzer as RBW=1MHz, VBW=3MHz, Span=0Hz, Adjust Sweep=2ms. Get the pulse time.
- 8.5.5. Repeat above procedures until all frequency measured were complete.

8.6. Test Result

GFSK Mode

Mode	Channel Frequency (MHz)	Pulse Time (ms)	Dwell Time (ms)	Limit (ms)
DH1	2402	0.440	140.80	400
	2441	0.420	134.40	400
	2480	0.425	136.00	400
A period transmit time = $0.4 \times 79 = 31.6$ Dwell time = pulse time $\times (1600/(2*79)) \times 31.6$				
DH3	2402	1.705	272.80	400
	2441	1.705	272.80	400
	2480	1.745	279.20	400
A period transmit time = $0.4 \times 79 = 31.6$ Dwell time = pulse time $\times (1600/(4*79)) \times 31.6$				
DH5	2402	3.085	329.07	400
	2441	3.085	329.07	400
	2480	3.025	322.67	400
A period transmit time = $0.4 \times 79 = 31.6$ Dwell time = pulse time $\times (1600/(6*79)) \times 31.6$				

Π/4-DQPSK

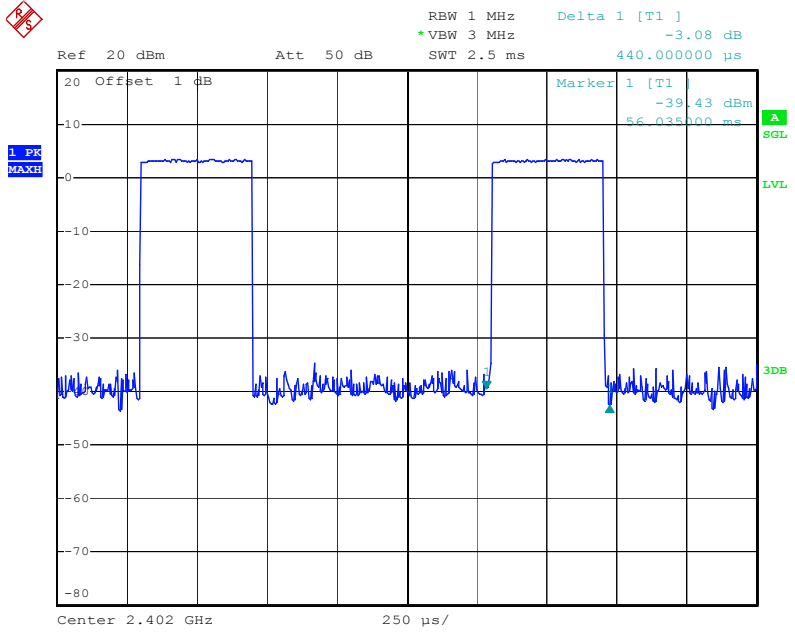
Mode	Channel Frequency (MHz)	Pulse Time (ms)	Dwell Time (ms)	Limit (ms)
DH1	2402	0.415	132.80	400
	2441	0.420	134.40	400
	2480	0.420	134.40	400
A period transmit time = $0.4 \times 79 = 31.6$ Dwell time = pulse time $\times (1600/(2*79)) \times 31.6$				
DH3	2402	1.695	271.20	400
	2441	1.695	271.20	400
	2480	1.695	271.20	400
A period transmit time = $0.4 \times 79 = 31.6$ Dwell time = pulse time $\times (1600/(4*79)) \times 31.6$				
DH5	2402	2.960	315.73	400
	2441	2.960	315.73	400
	2480	2.960	315.73	400
A period transmit time = $0.4 \times 79 = 31.6$ Dwell time = pulse time $\times (1600/(6*79)) \times 31.6$				

8QPSK Mode

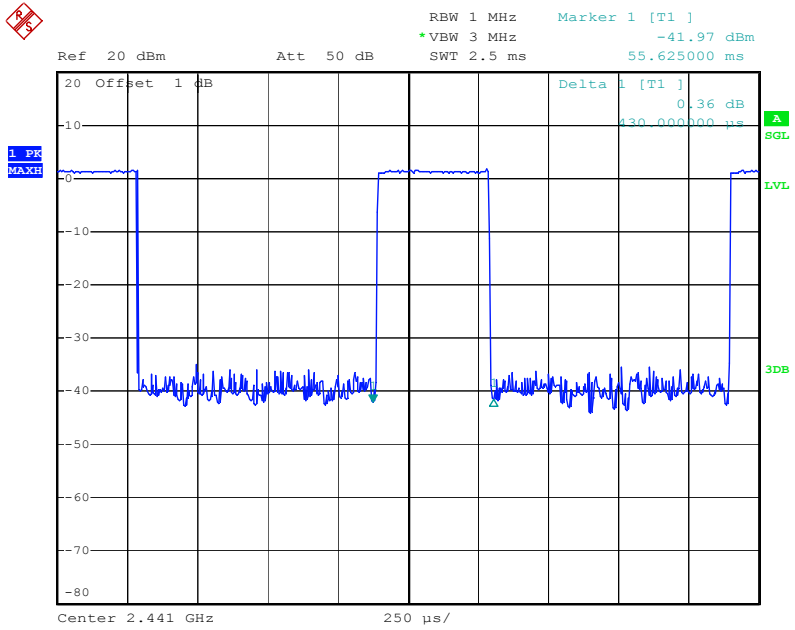
Mode	Channel Frequency (MHz)	Pulse Time (ms)	Dwell Time (ms)	Limit (ms)
DH1	2402	0.420	134.40	400
	2441	0.420	134.40	400
	2480	0.420	134.40	400
A period transmit time = $0.4 \times 79 = 31.6$ Dwell time = pulse time $\times (1600/(2*79)) \times 31.6$				
DH3	2402	1.680	268.80	400
	2441	1.680	268.80	400
	2480	1.695	271.20	400
A period transmit time = $0.4 \times 79 = 31.6$ Dwell time = pulse time $\times (1600/(4*79)) \times 31.6$				
DH5	2402	3.010	321.07	400
	2441	3.010	321.07	400
	2480	3.025	322.67	400
A period transmit time = $0.4 \times 79 = 31.6$ Dwell time = pulse time $\times (1600/(6*79)) \times 31.6$				

The spectrum analyzer plots are attached as below.

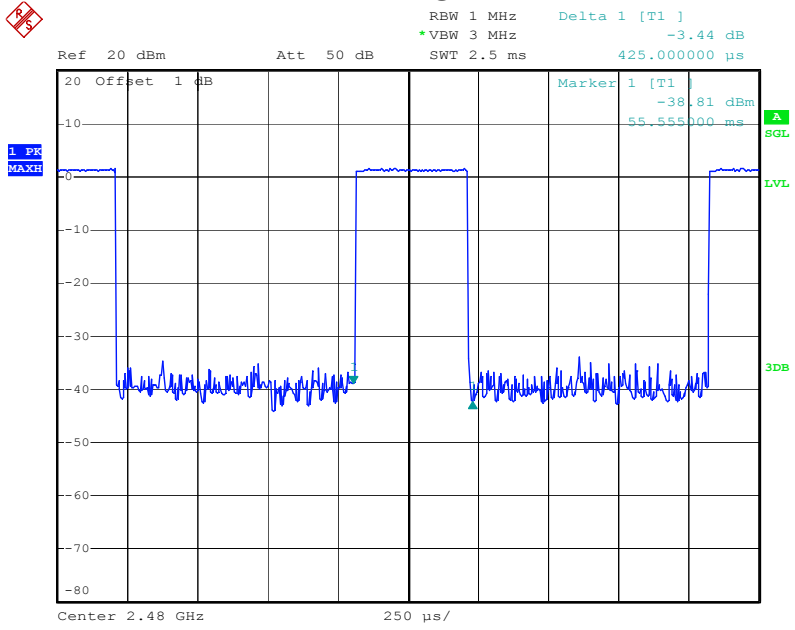
DH1 Low channel



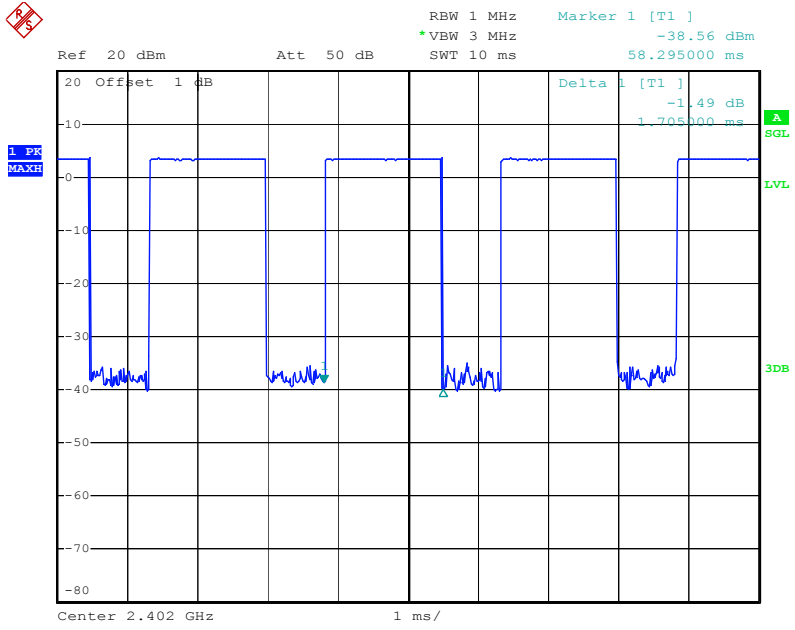
DH1 Middle channel



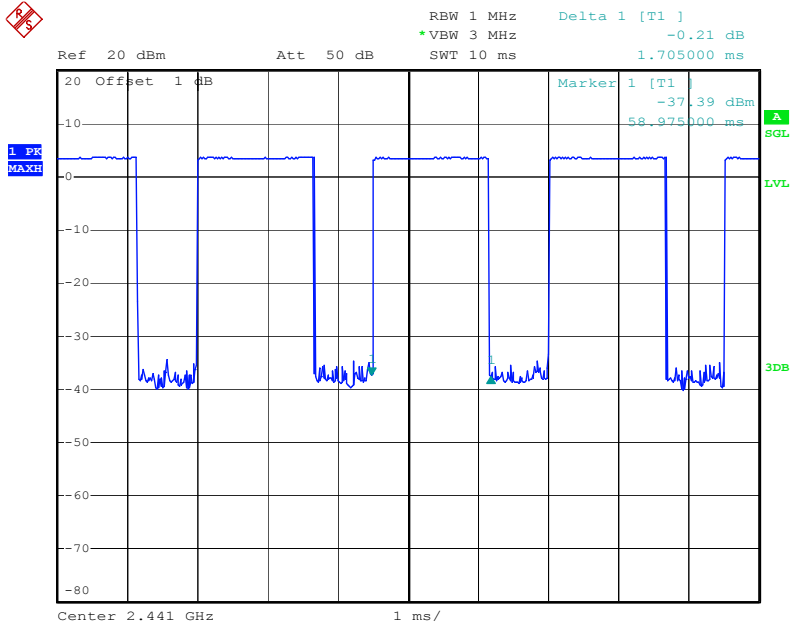
DH1 High channel



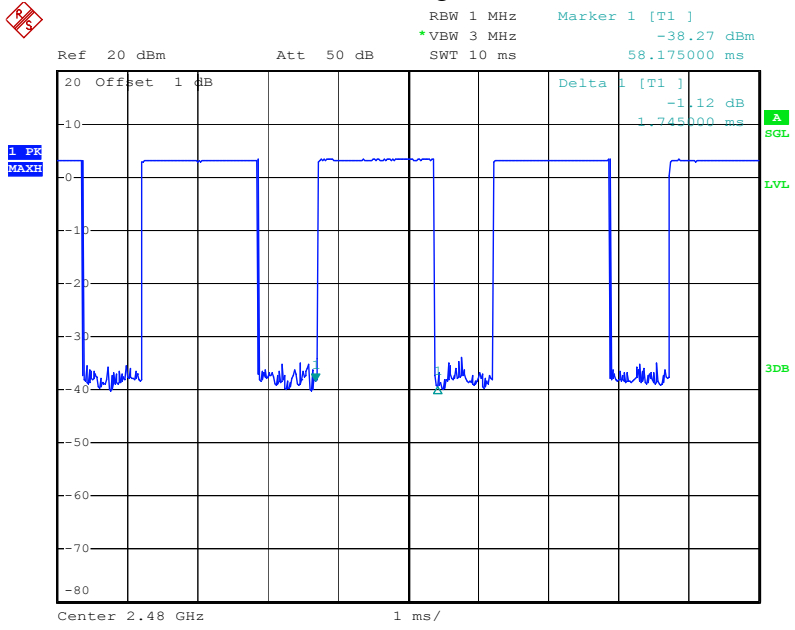
DH3 Low channel



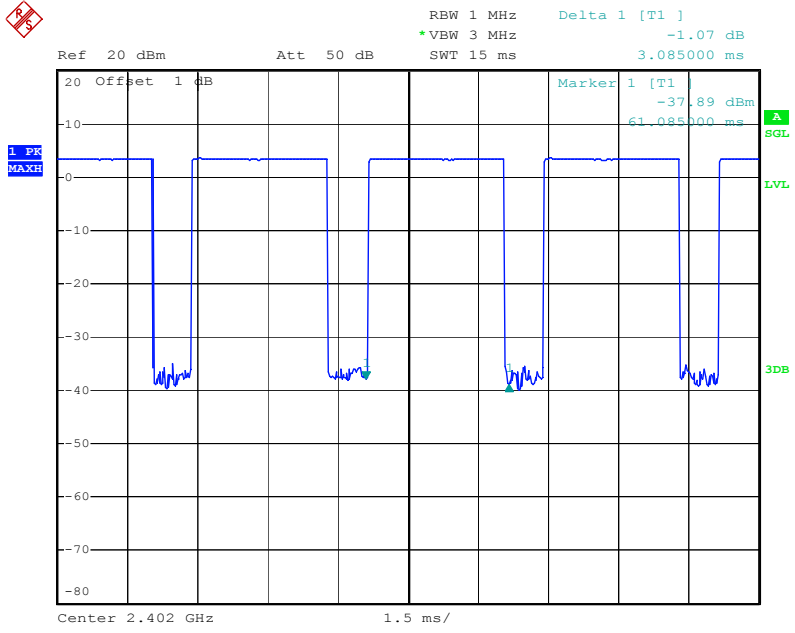
DH3 Middle channel



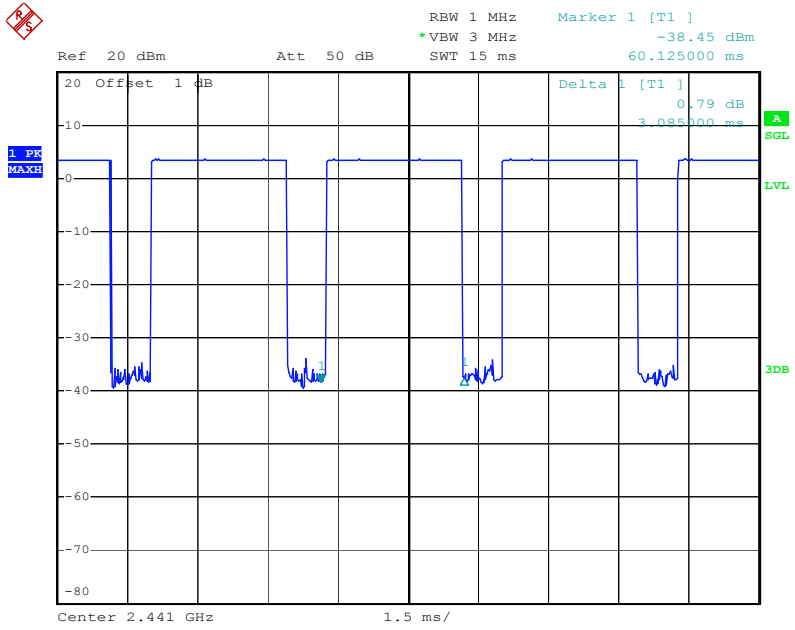
DH3 High channel



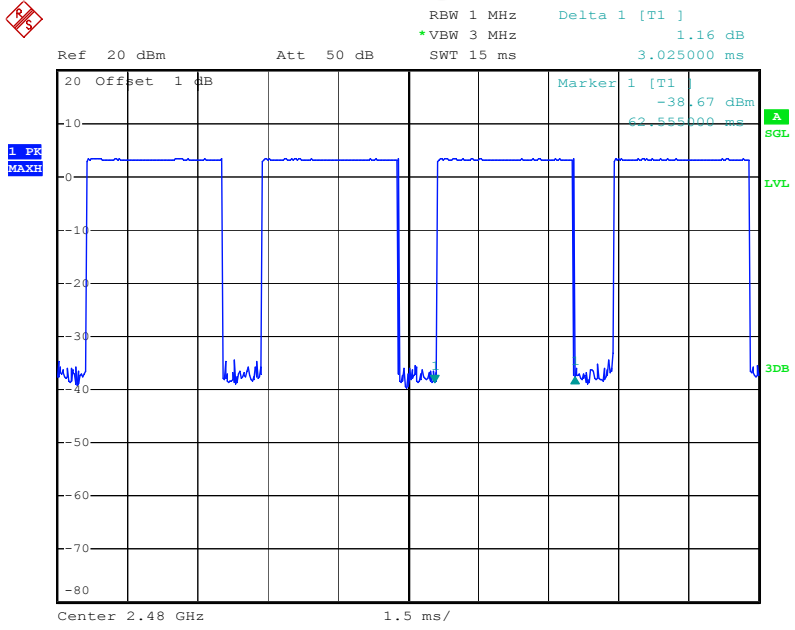
DH5 Low channel



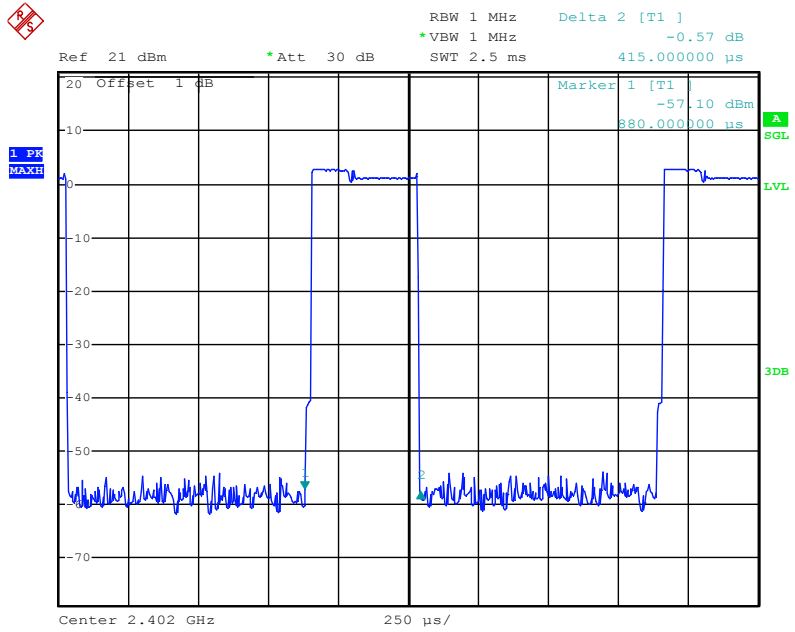
DH5 Middle channel



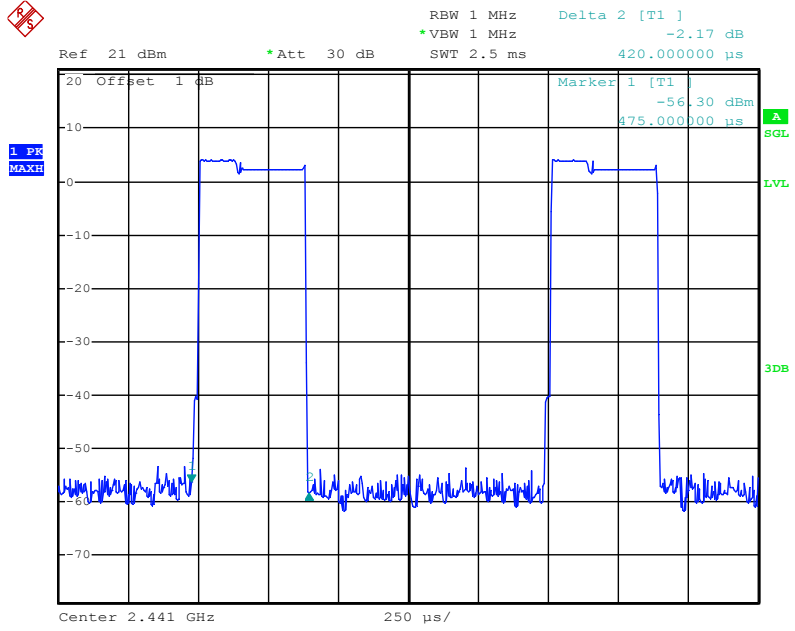
DH5 High channel



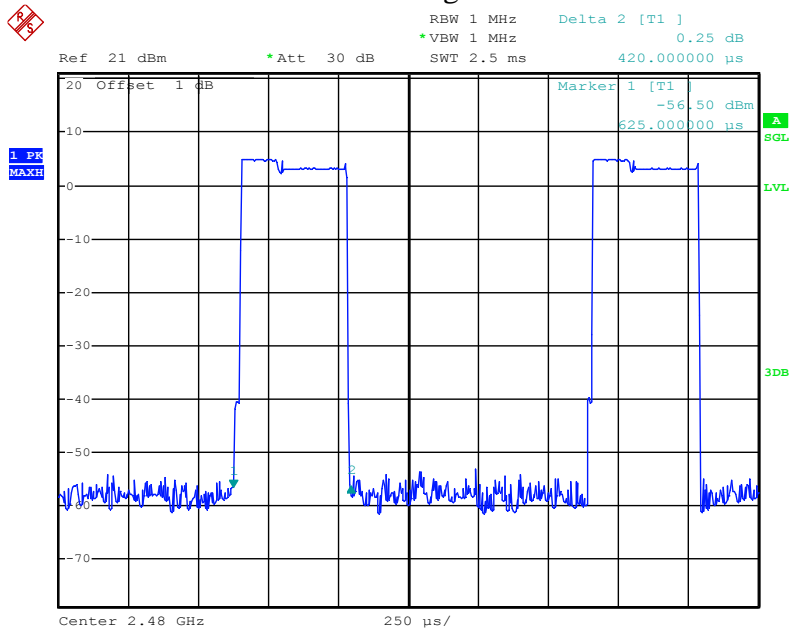
2DH1 Low channel



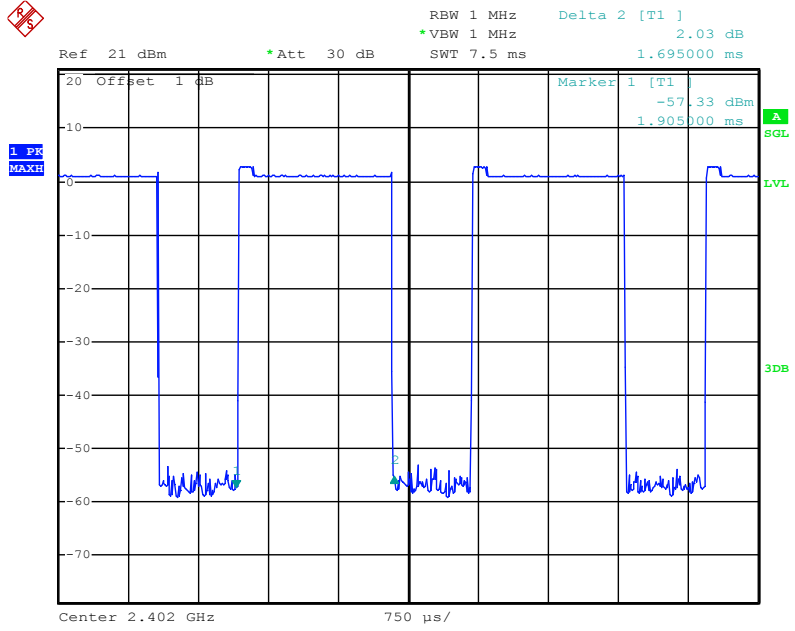
2DH1 Middle channel



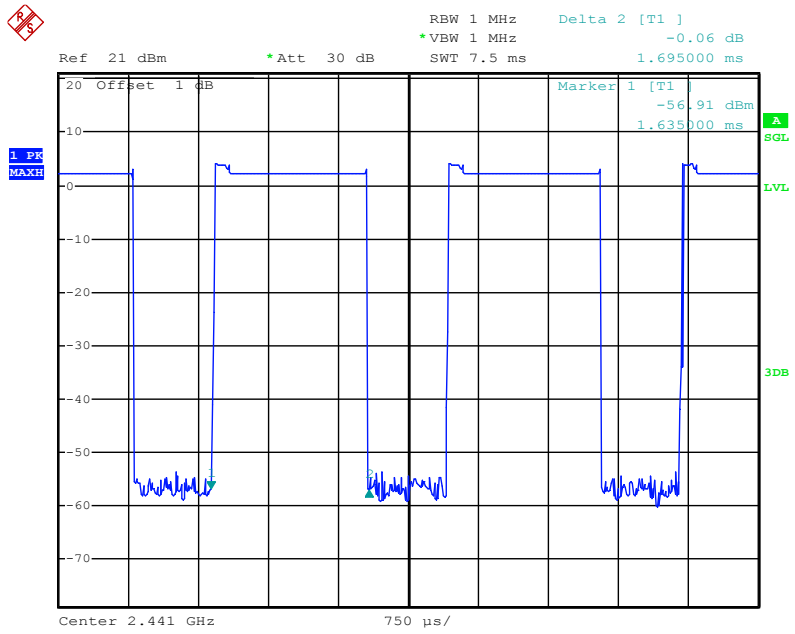
2DH1 High channel



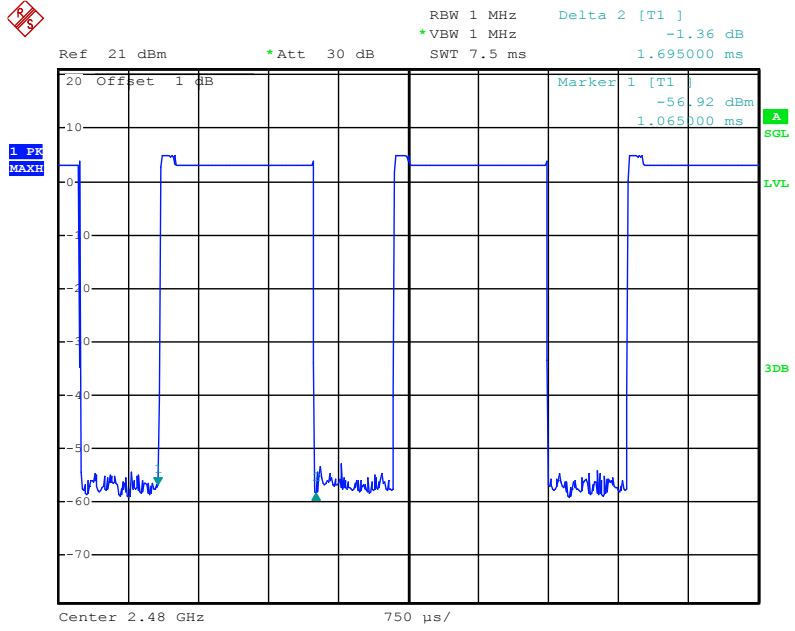
2DH3 Low channel



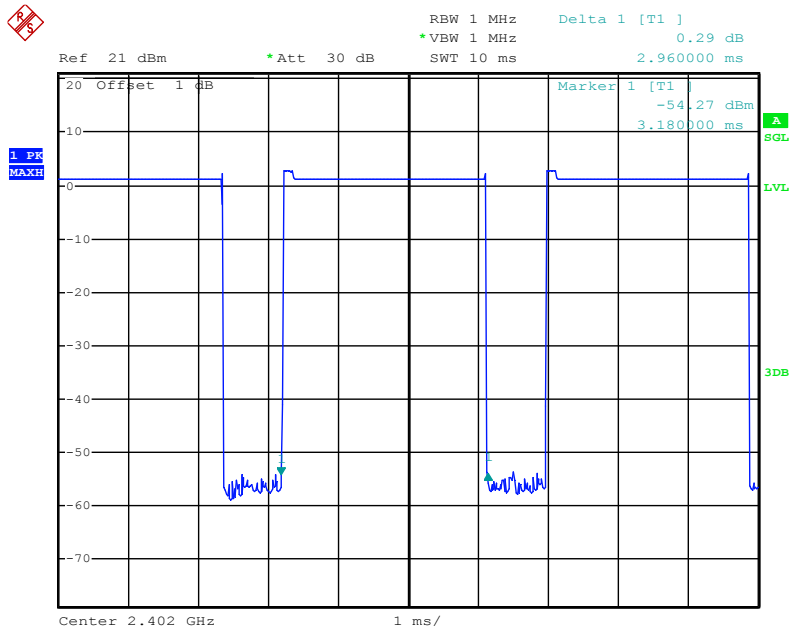
2DH3 Middle channel



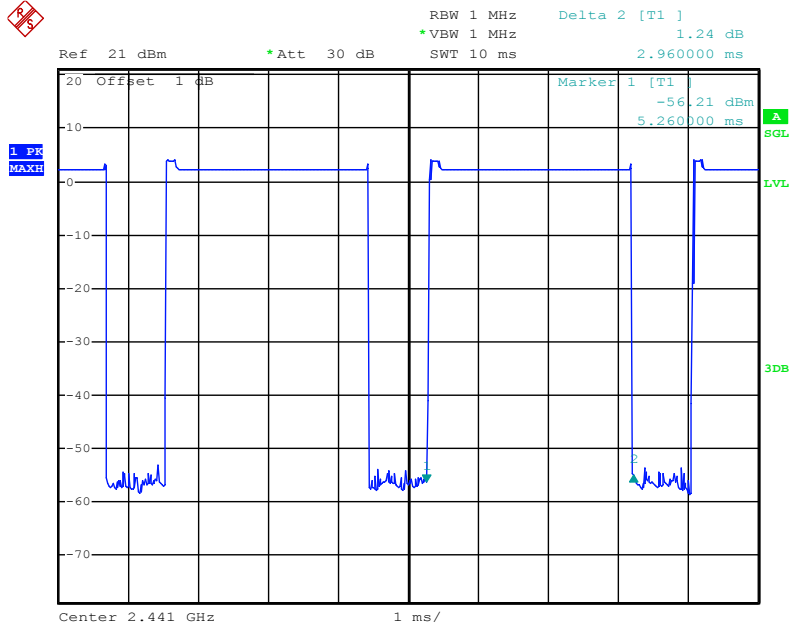
2DH3 High channel



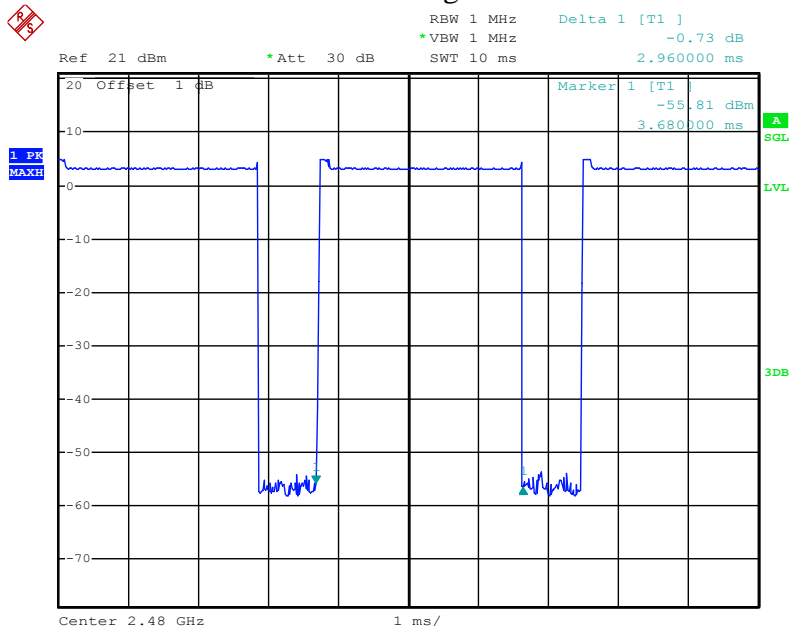
2DH5 Low channel



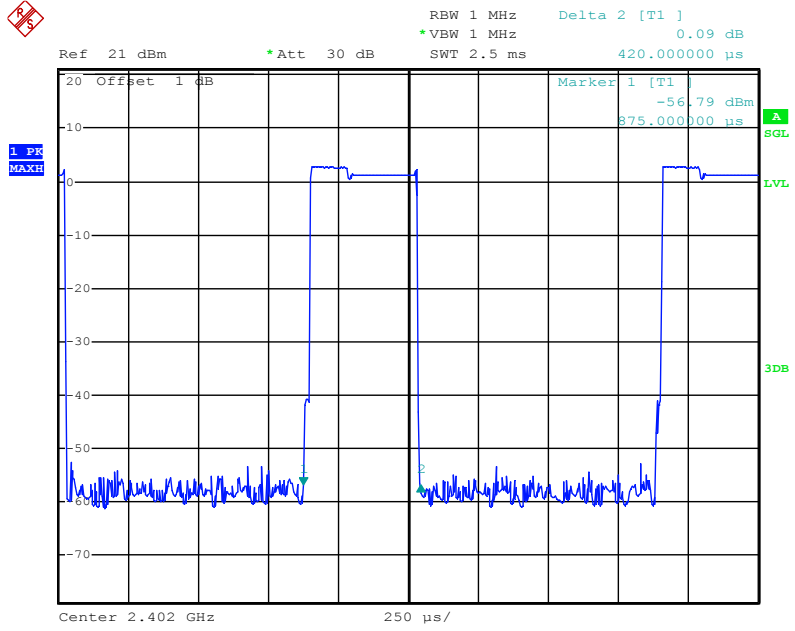
2DH5 Middle channel



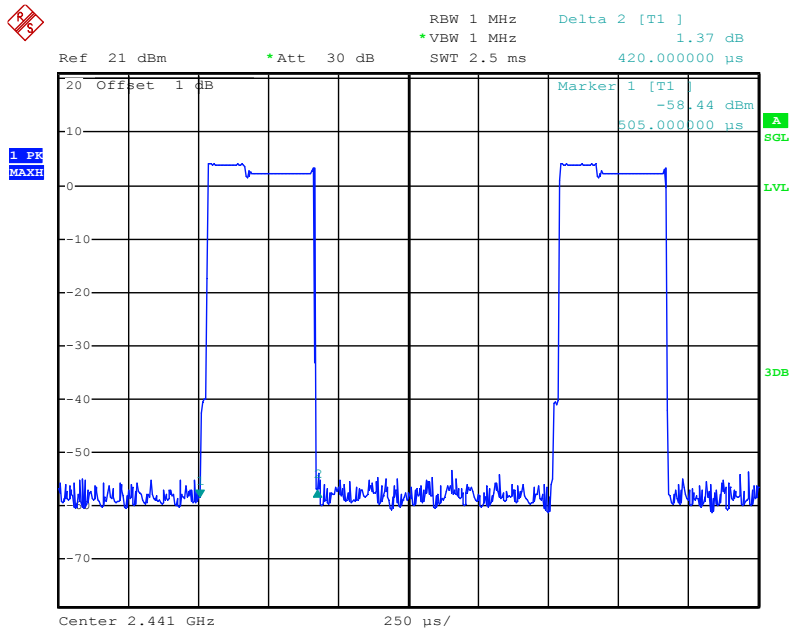
2DH5 High channel



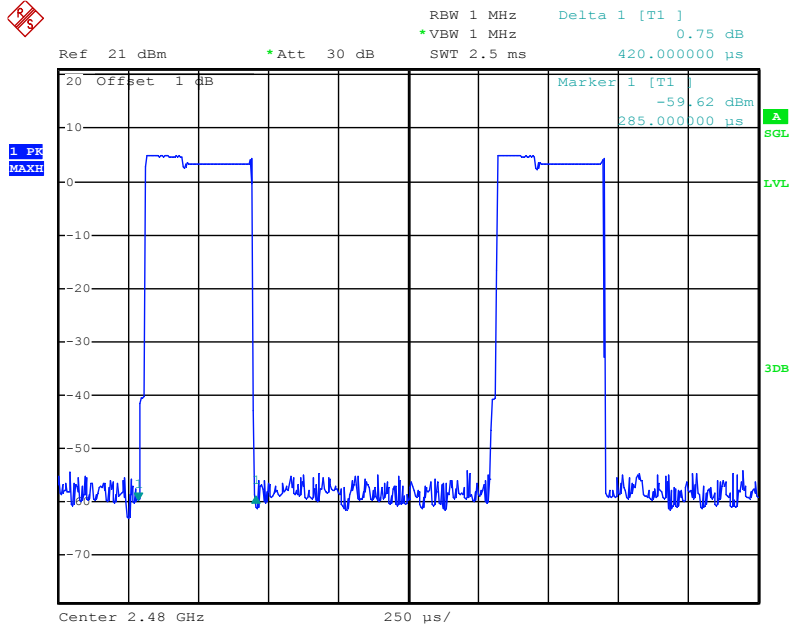
3DH1 Low channel



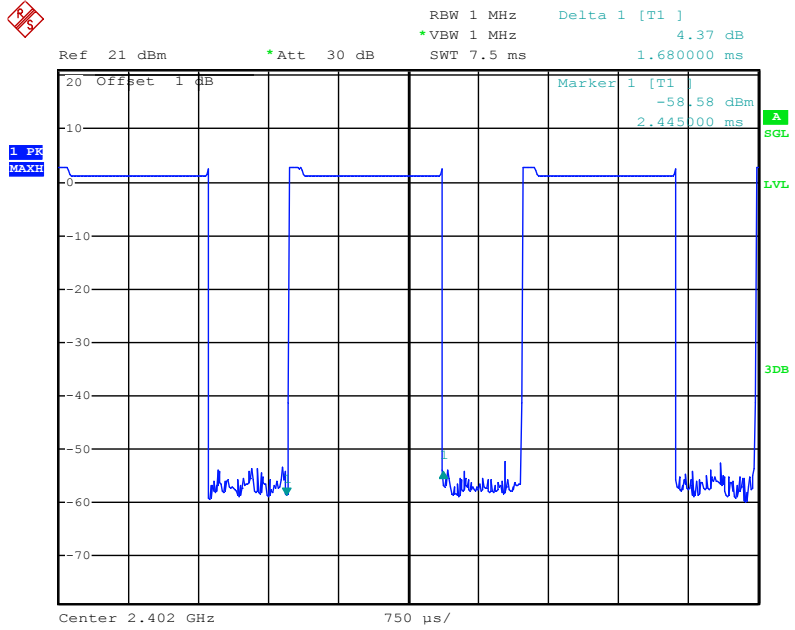
3DH1 Middle channel



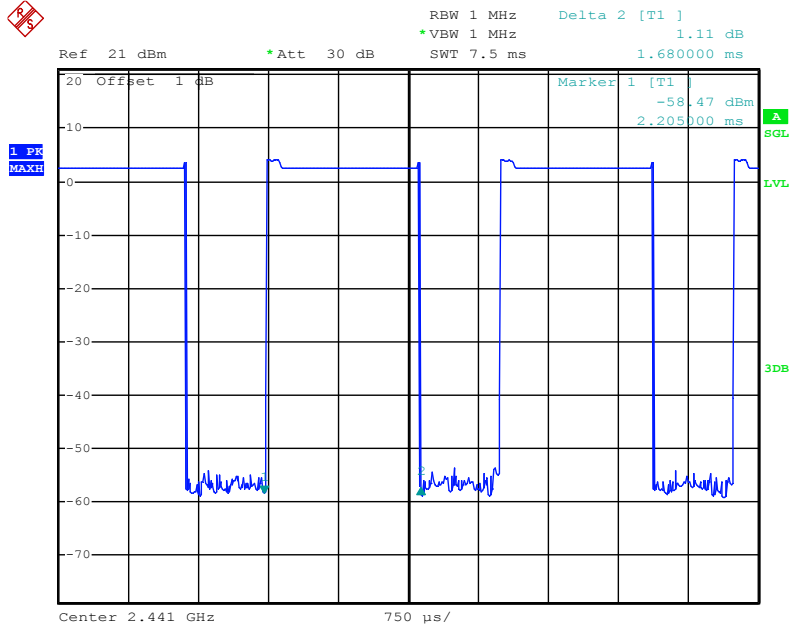
3DH1 High channel



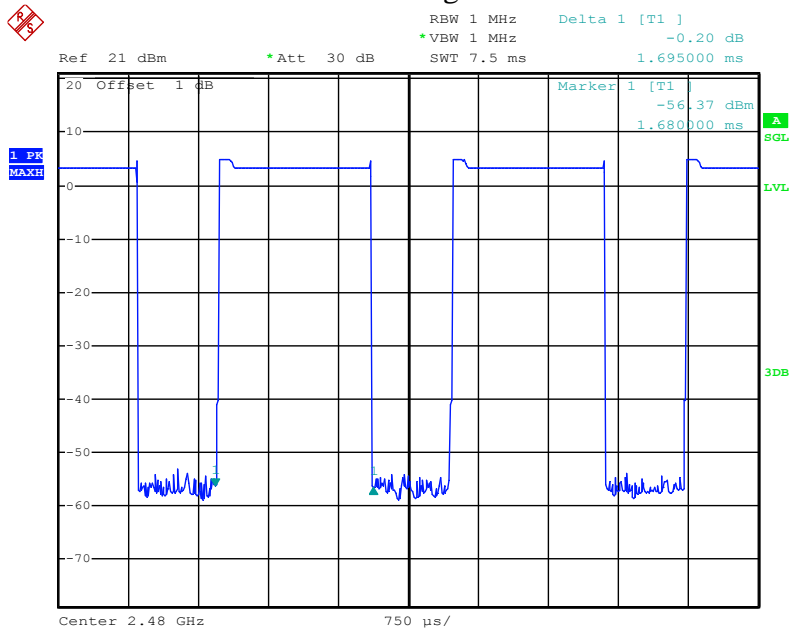
3DH3 Low channel



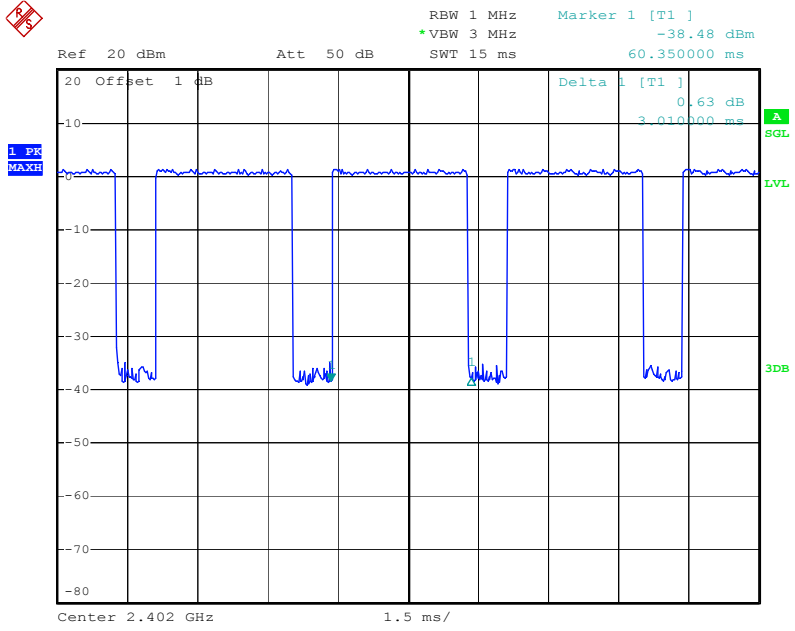
3DH3 Middle channel



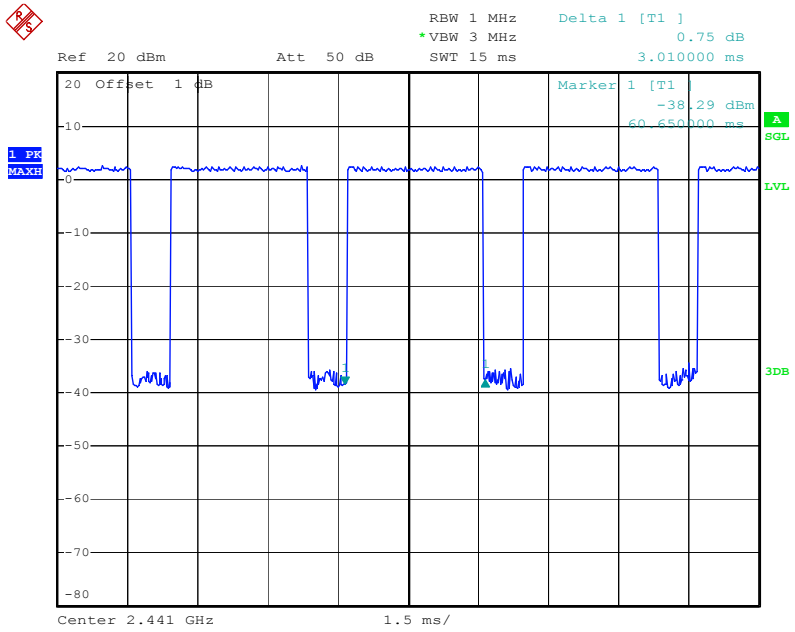
3DH3 High channel



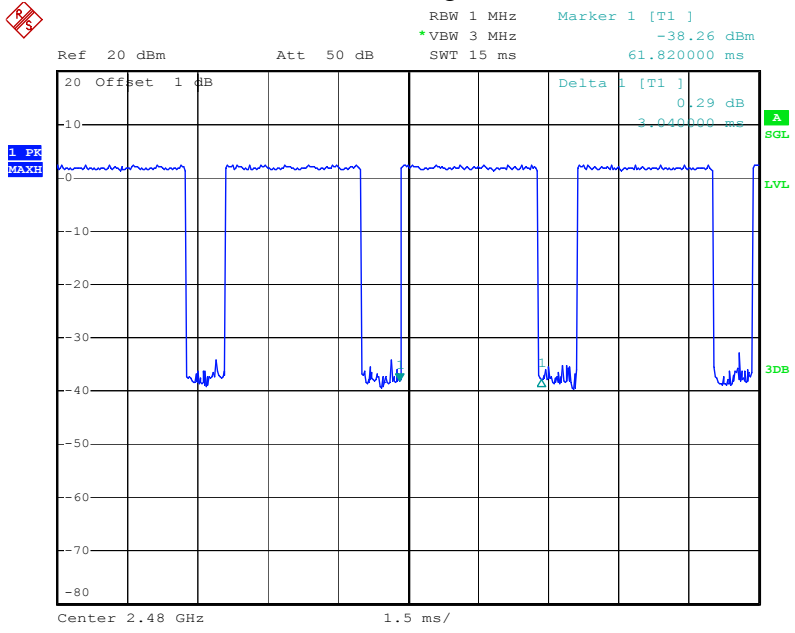
3DH5 Low channel



3DH5 Middle channel

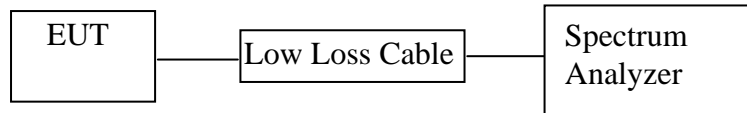


3DH5 High channel



9. MAXIMUM PEAK OUTPUT POWER TEST

9.1. Block Diagram of Test Setup



(EUT: Accordion Bluetooth Speaker)

9.2. The Requirement For Section 15.247(b)(1)

Section 15.247(b)(1): For frequency hopping systems operating in the 2400-2483.5 MHz band employing at least 75 non-overlapping hopping channels, and all frequency hopping systems in the 5725-5850 MHz band: 1 watt. For all other frequency hopping systems in the 2400-2483.5 MHz band: 0.125 watts.

9.3. EUT Configuration on Measurement

The equipment are installed on the emission Measurement to meet the commission requirements and operating regulations in a manner which tends to maximize its emission characteristics in normal application.

9.4. Operating Condition of EUT

9.4.1. Setup the EUT and simulator as shown as Section 9.1.

9.4.2. Turn on the power of all equipment.

9.4.3. Let the EUT work in TX (Hopping off) modes measure it. The transmit frequency are 2402-2480MHz. We select 2402MHz, 2441MHz, and 2480MHz TX frequency to transmit.

9.5. Test Procedure

9.5.1. The transmitter output was connected to the spectrum analyzer through a low loss cable.

9.5.2. Set RBW of spectrum analyzer to 1MHz and VBW to 3MHz for GFSK mode

9.5.3. Set RBW of spectrum analyzer to 3MHz and VBW to 3MHz for other mode

9.5.4. Measurement the maximum peak output power.

9.6. Test Result

GFSK Mode

Channel	Frequency (MHz)	Peak Output Power		Limits dBm / W
		dBm	mW	
Low	2402	3.61	2.296	30/1.0
Middle	2441	2.48	1.770	30/1.0
High	2480	2.43	1.750	30/1.0

Π/4-DQPSK Mode

Channel	Frequency (MHz)	Peak Output Power		Limits dBm / W
		dBm	mW	
Low	2402	3.47	2.223	21 / 0.125
Middle	2441	2.19	1.656	21 / 0.125
High	2480	2.59	1.816	21 / 0.125

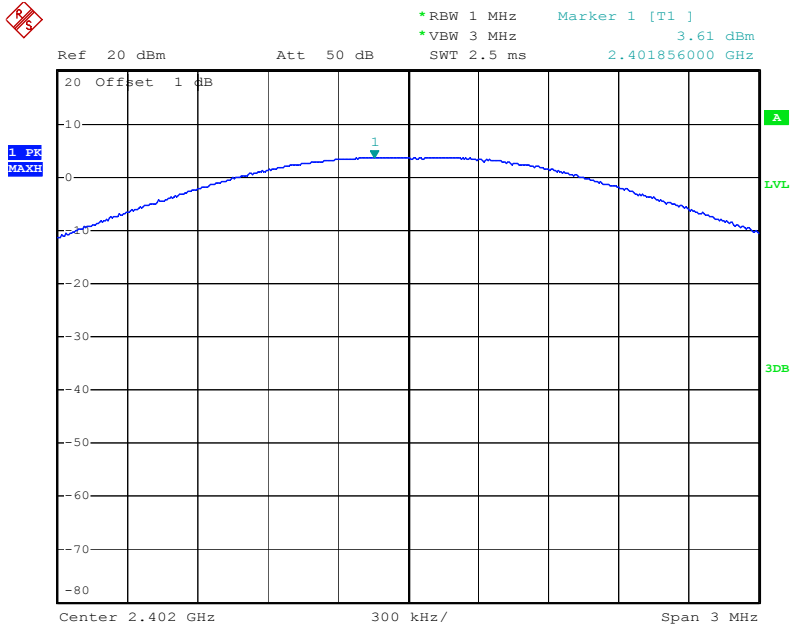
8QPSK Mode

Channel	Frequency (MHz)	Peak Output Power		Limits dBm / W
		dBm	mW	
Low	2402	3.33	2.153	21 / 0.125
Middle	2441	2.39	1.734	21 / 0.125
High	2480	2.42	1.746	21 / 0.125

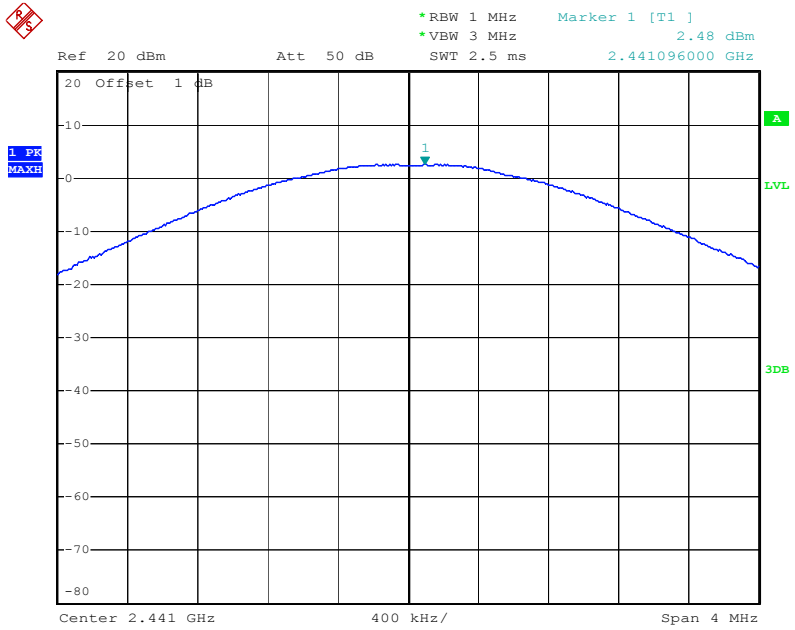
The spectrum analyzer plots are attached as below.

GFSK Mode

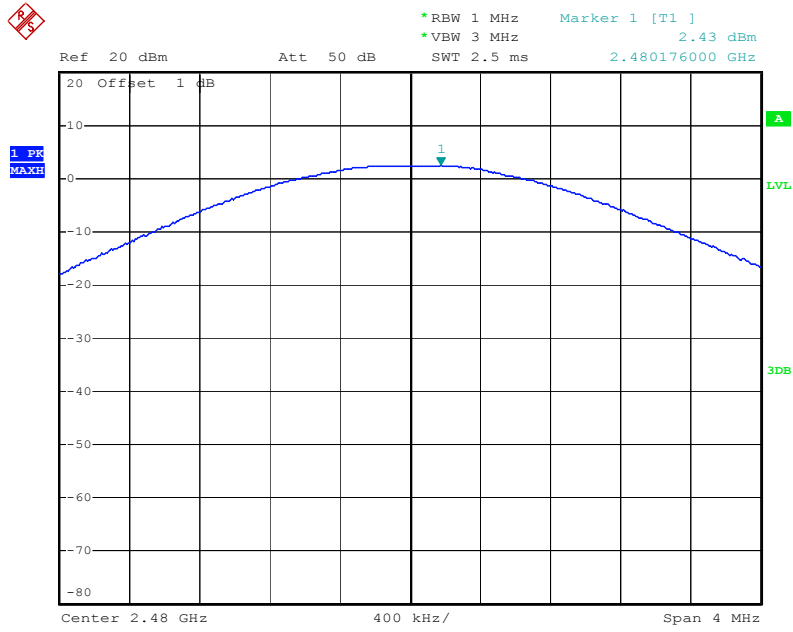
Low channel



Middle channel

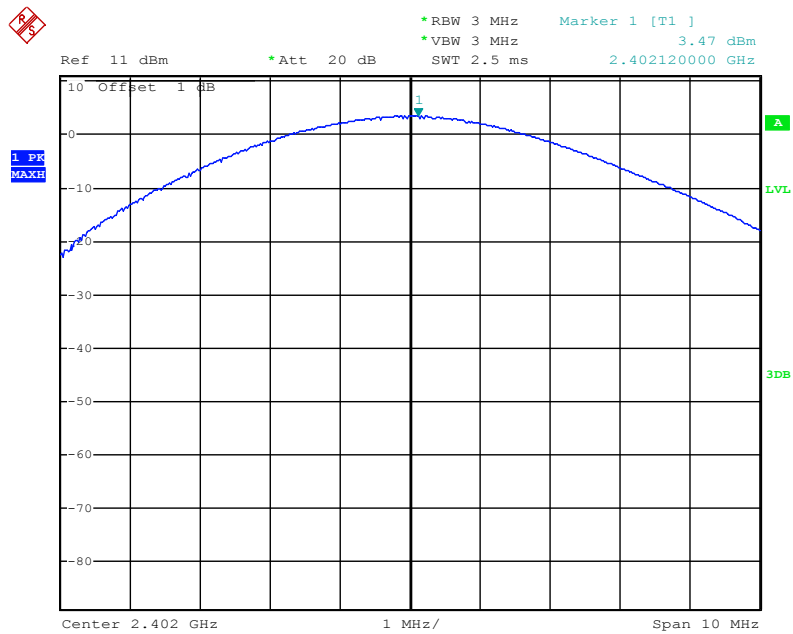


High channel

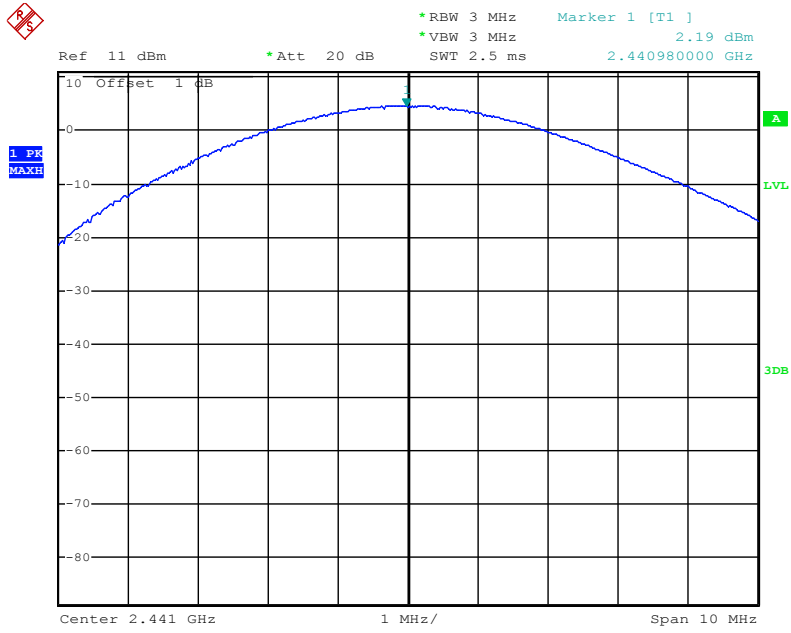


Π/4-DQPSK Mode

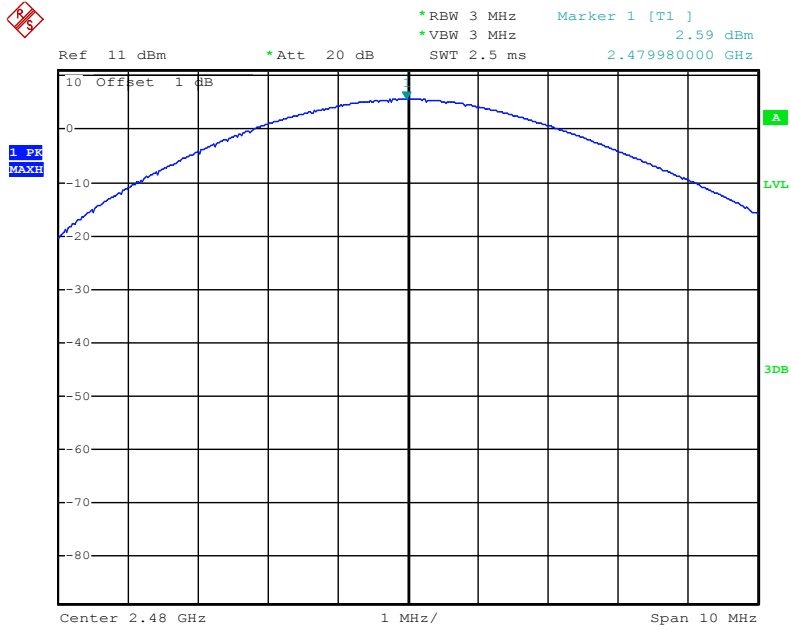
Low channel



Middle channel

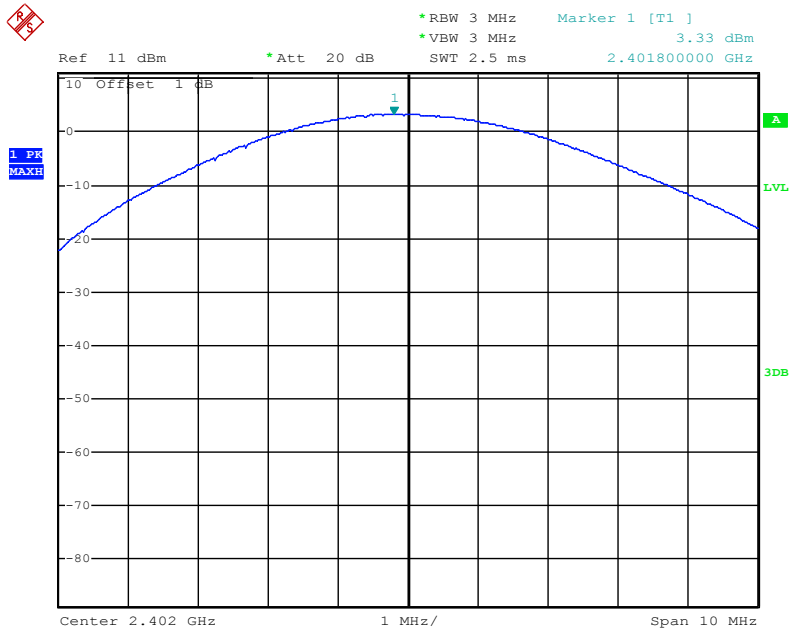


High channel

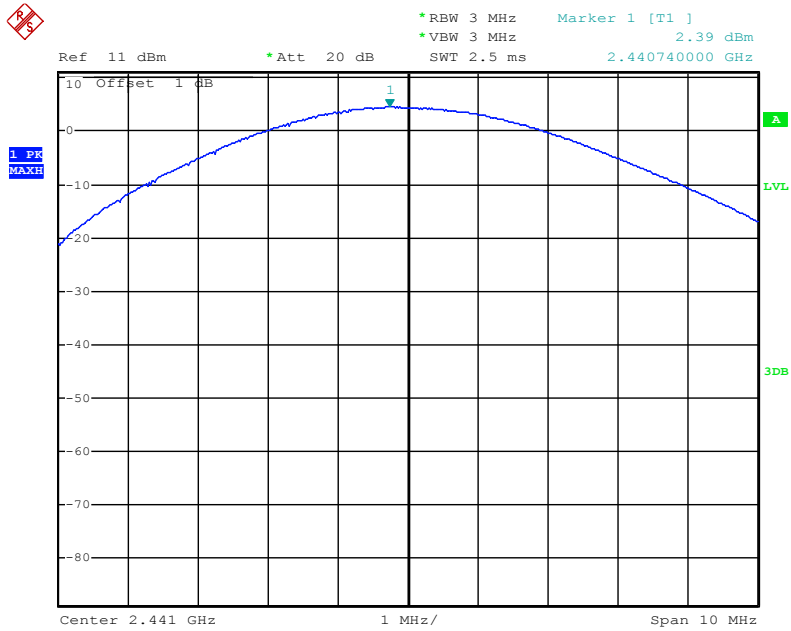


8QPSK Mode

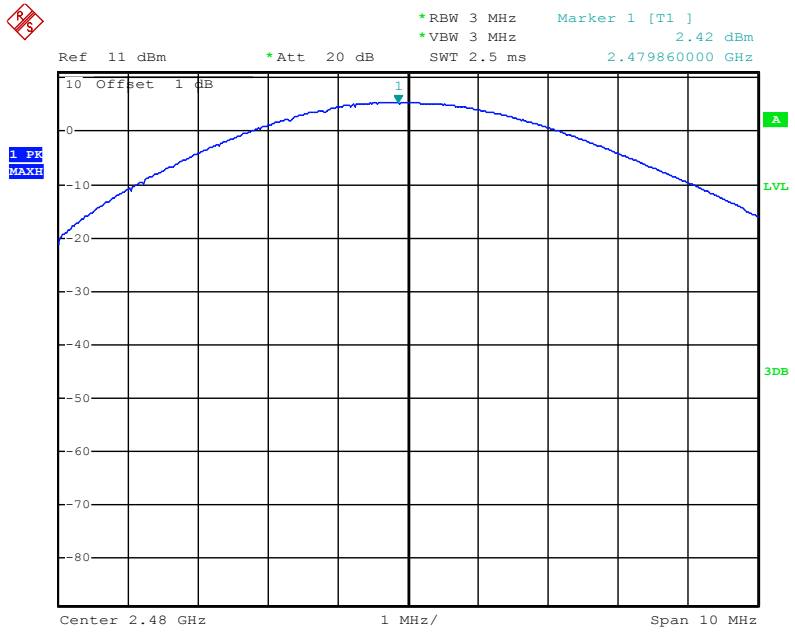
Low channel



Middle channel



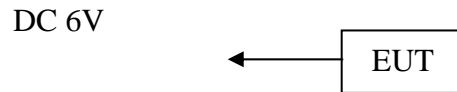
High channel



10. RADIATED EMISSION TEST

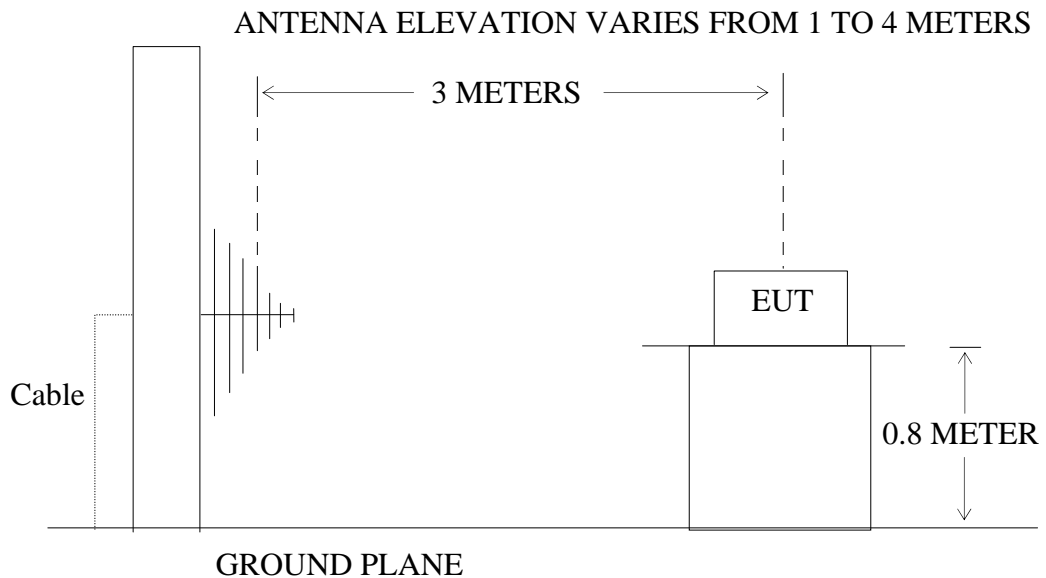
10.1. Block Diagram of Test Setup

10.1.1. Block diagram of connection between the EUT and simulators



(EUT: Accordion Bluetooth Speaker)

10.1.2. Anechoic Chamber Test Setup Diagram



(EUT: Accordion Bluetooth Speaker)

10.2. The Limit For Section 15.247(d)

Section 15.247(d): In any 100 kHz bandwidth outside the frequency band in which the spread spectrum or digitally modulated intentional radiator is operating, the radio frequency power that is produced by the intentional radiator shall be at least 20 dB below that in the 100 kHz bandwidth within the band that contains the highest level of the desired power, based on either an RF conducted or a radiated measurement, provided the transmitter demonstrates compliance with the peak conducted power limits. If the transmitter complies with the conducted power limits based on the use of RMS averaging over a time interval, as permitted under paragraph (b)(3) of this section, the attenuation required under this paragraph shall be 30 dB instead of 20 dB. Attenuation below the general limits specified in Section 15.209(a) is not required. In addition, radiated emissions which fall in the restricted bands, as defined in Section 15.205(a), must also comply with the radiated emission limits specified in Section 15.209(a).

10.3.Restricted bands of operation

10.3.1.FCC Part 15.205 Restricted bands of operation

(a) Except as shown in paragraph (d) of this section, Only spurious emissions are permitted in any of the frequency bands listed below:

MHz	MHz	MHz	GHz
0.090-0.110	16.42-16.423	399.9-410	4.5-5.15
¹ 0.495-0.505	16.69475-16.69525	608-614	5.35-5.46
2.1735-2.1905	16.80425-16.80475	960-1240	7.25-7.75
4.125-4.128	25.5-25.67	1300-1427	8.025-8.5
4.17725-4.17775	37.5-38.25	1435-1626.5	9.0-9.2
4.20725-4.20775	73-74.6	1645.5-1646.5	9.3-9.5
6.215-6.218	74.8-75.2	1660-1710	10.6-12.7
6.26775-6.26825	108-121.94	1718.8-1722.2	13.25-13.4
6.31175-6.31225	123-138	2200-2300	14.47-14.5
8.291-8.294	149.9-150.05	2310-2390	15.35-16.2
8.362-8.366	156.52475-156.52525	2483.5-2500	17.7-21.4
8.37625-8.38675	156.7-156.9	2690-2900	22.01-23.12
8.41425-8.41475	162.0125-167.17	3260-3267	23.6-24.0
12.29-12.293	167.72-173.2	3332-3339	31.2-31.8
12.51975-12.52025	240-285	3345.8-3358	36.43-36.5
12.57675-12.57725	322-335.4	3600-4400	(²)
13.36-13.41			

¹Until February 1, 1999, this restricted band shall be 0.490-0.510

²Above 38.6

(b) Except as provided in paragraphs (d) and (e), the field strength of emission appearing within these frequency bands shall not exceed the limits shown in Section 15.209. At frequencies equal to or less than 1000MHz, Compliance with the limits in Section 15.209 shall be demonstrated using measurement instrumentation employing a CISPR quasi-peak detector. Above 1000MHz, compliance with the emission limits in Section 15.209 shall be demonstrated based on the average value of the measured emissions. The provisions in Section 15.35 apply to these measurements.

10.4.Configuration of EUT on Measurement

The equipment are installed on Radiated Emission Measurement to meet the commission requirements and operating regulations in a manner which tends to maximize its emission characteristics in normal application.

10.5. Test Procedure

The EUT and its simulators are placed on a turntable, which is 0.8 meter high above ground. The turntable can rotate 360 degrees to determine the position of the maximum emission level. EUT is set 3.0 meters away from the receiving antenna, which is mounted on an antenna tower. The antenna can be moved up and down between 1.0 meter and 4 meters to find out the maximum emission level. Broadband antenna (calibrated bilog antenna) is used as receiving antenna. Both horizontal and vertical polarizations of the antenna are set on measurement. In order to find the maximum emission levels, all of the interface cables must be manipulated according to ANSI C63.4- 2009 on radiated emission measurement.

The bandwidth of test receiver (R&S ESI26) is set at 120 KHz in 30-1000MHz. and set at 1MHz in above 1000MHz.

The frequency range from 30MHz to 25000MHz is checked.

The final measurement in band 9-90 kHz, 110-490 kHz and above 1000MHz is performed with Average detector. Except those frequency bands mention above, the final measurement for frequencies below 1000MHz is performed with Quasi Peak detector.

The field strength is calculated by adding the antenna factor, and cable loss, and subtracting the amplifier gain from the measured reading. The basic equation calculation is as follows:

Result = Reading + Corrected Factor

Where Corrected Factor = Antenna Factor + Cable Loss – Amplifier Gain

10.6.The Field Strength of Radiation Emission Measurement Results

Note: 1.We tested GFSK mode, $\Pi/4$ -DQPSK Mode & 8QPSK mode and recorded the worst case data (GFSK mode) for all test mode.

2. The fundamental radiated emissions were reduced by 2.4G Band Reject Filter in the attached plots.

3. The 18-25GHz emissions are not reported, because the levels are too low against the limit.



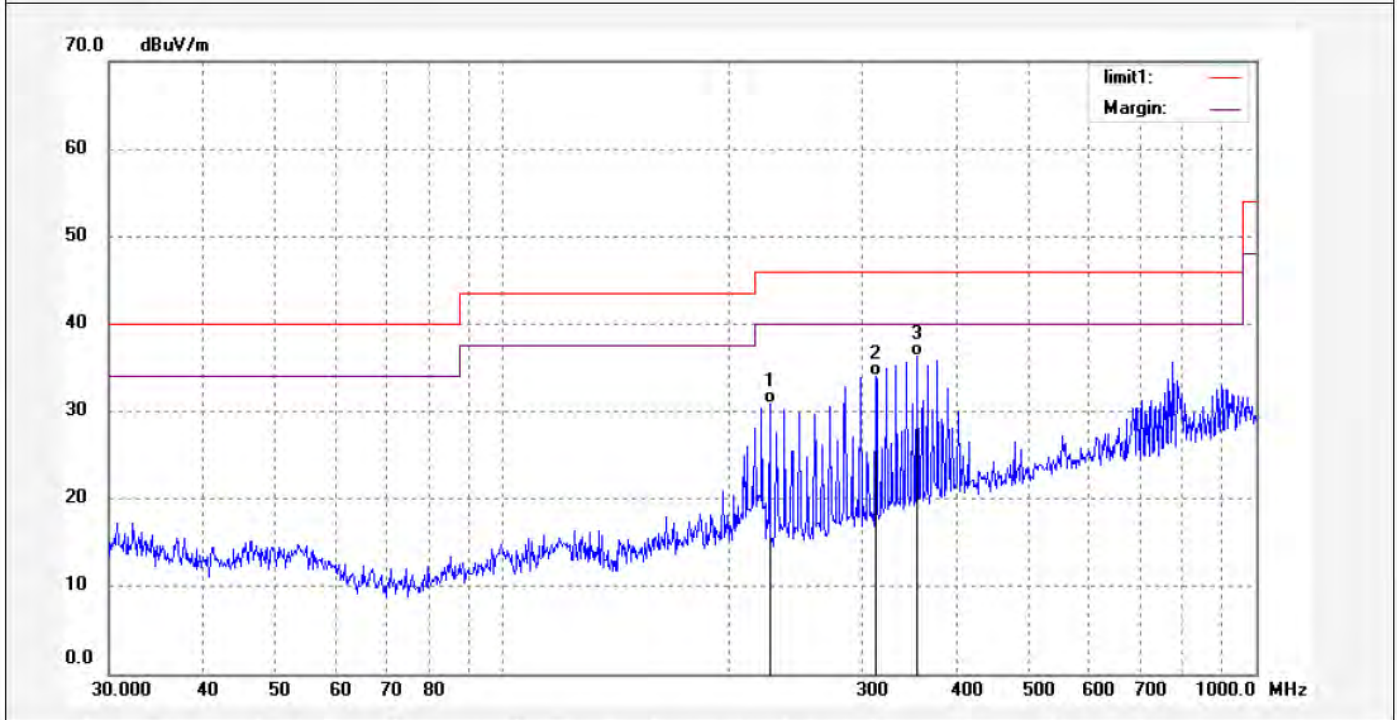
ACCURATE TECHNOLOGY CO., LTD.

F1,Bldg,A,Changyuan New Material Port Keyuan Rd,
Science & Industry Park,Nanshan Shenzhen,P.R.China

Site: 2# Chamber
Tel:+86-0755-26503290
Fax:+86-0755-26503396

Job No.: RICKY #320	Polarization: Horizontal
Standard: FCC Class B 3M Radiated	Power Source: DC 5V
Test item: Radiation Test	Date: 2014/03/20
Temp.(C)/Hum.(%) 23 C / 48 %	Time: 8:05:48
EUT: Accordion Bluetooth Speaker	Engineer Signature: Ricky
Mode: TX 2402MHz	Distance: 3m
Model: ASP-707	
Manufacturer: ATake	

Note: Report No:ATE20140318



No.	Freq. (MHz)	Reading (dBuV/m)	Factor (dB)	Result (dBuV/m)	Limit (dBuV/m)	Margin (dB)	Detector	Height (cm)	Degree (deg.)	Remark
1	226.2202	42.32	-11.41	30.91	46.00	-15.09	QP			
2	312.5482	43.04	-8.94	34.10	46.00	-11.90	QP			
3	354.6911	43.96	-7.71	36.25	46.00	-9.75	QP			



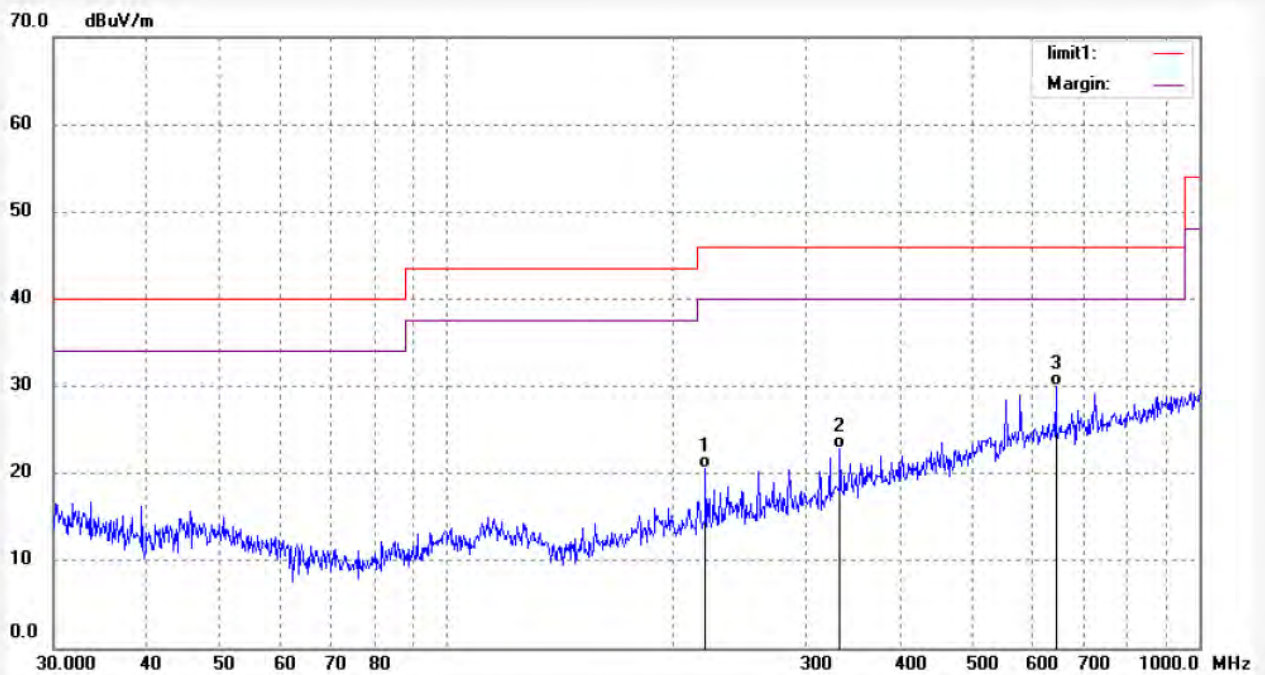
ACCURATE TECHNOLOGY CO., LTD.

F1,Bldg,A,Changyuan New Material Port Keyuan Rd,
Science & Industry Park,Nanshan Shenzhen,P.R.China

Site: 2# Chamber
Tel:+86-0755-26503290
Fax:+86-0755-26503396

Job No.: RICKY #321	Polarization: Vertical
Standard: FCC Class B 3M Radiated	Power Source: DC 5V
Test item: Radiation Test	Date: 2014/03/20
Temp.(C)/Hum.(%) 23 C / 48 %	Time: 8:06:43
EUT: Accordion Bluetooth Speaker	Engineer Signature: Ricky
Mode: TX 2402MHz	Distance: 3m
Model: ASP-707	
Manufacturer: ATake	

Note: Report No:ATE20140318



No.	Freq. (MHz)	Reading (dBuV/m)	Factor (dB)	Result (dBuV/m)	Limit (dBuV/m)	Margin (dB)	Detector	Height (cm)	Degree (deg.)	Remark
1	220.7241	32.25	-11.67	20.58	46.00	-25.42	QP			
2	332.9536	31.10	-8.29	22.81	46.00	-23.19	QP			
3	644.5531	32.53	-2.52	30.01	46.00	-15.99	QP			



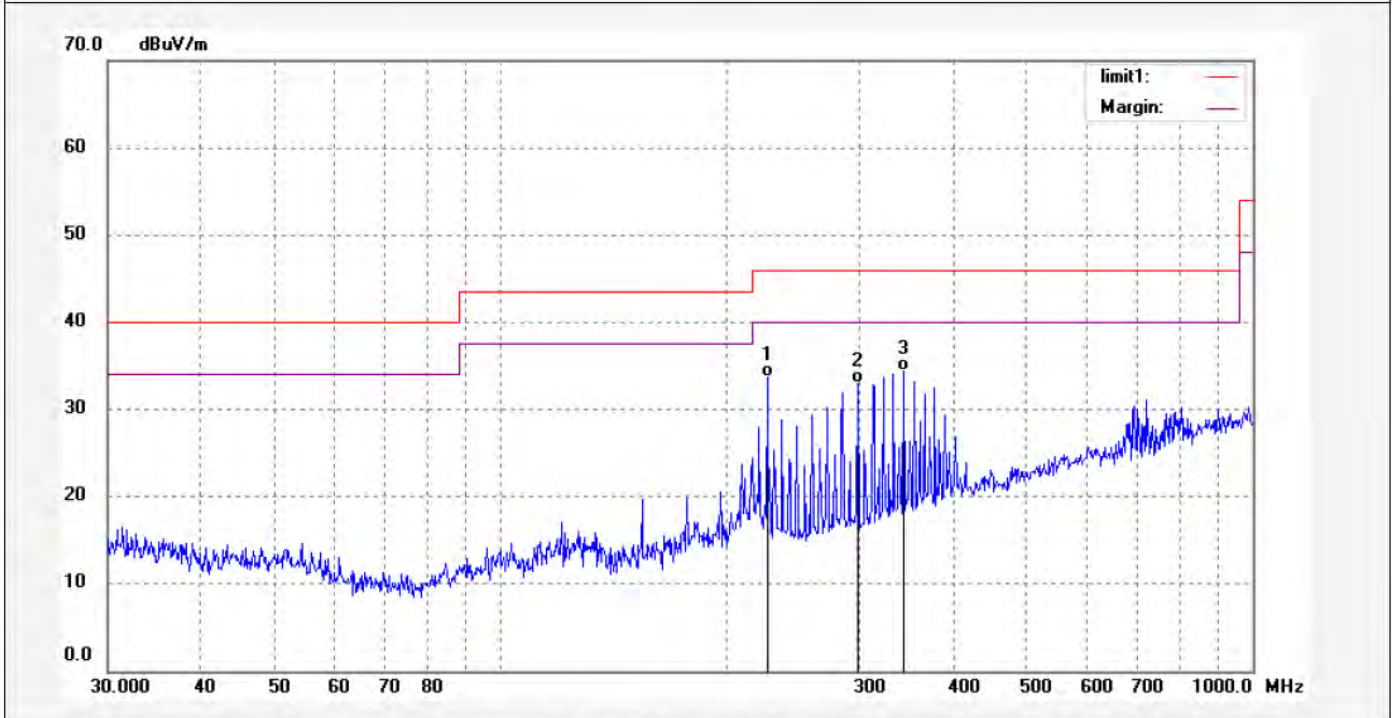
ACCURATE TECHNOLOGY CO., LTD.

F1,Bldg,A,Changyuan New Material Port Keyuan Rd,
Science & Industry Park,Nanshan Shenzhen,P.R.China

Site: 2# Chamber
Tel:+86-0755-26503290
Fax:+86-0755-26503396

Job No.: RICKY #322	Polarization: Horizontal
Standard: FCC Class B 3M Radiated	Power Source: DC 5V
Test item: Radiation Test	Date: 2014/03/20
Temp.(C)/Hum.(%) 23 C / 48 %	Time: 8/42/48
EUT: Accordion Bluetooth Speaker	Engineer Signature: Ricky
Mode: TX 2441MHz	Distance: 3m
Model: ASP-707	
Manufacturer: ATake	

Note: Report No:ATE20140318



No.	Freq. (MHz)	Reading (dBuV/m)	Factor (dB)	Result (dBuV/m)	Limit (dBuV/m)	Margin (dB)	Detector	Height (cm)	Degree (deg.)	Remark
1	226.2202	45.15	-11.41	33.74	46.00	-12.26	QP			
2	298.5932	42.28	-9.32	32.96	46.00	-13.04	QP			
3	343.6506	42.27	-7.93	34.34	46.00	-11.66	QP			



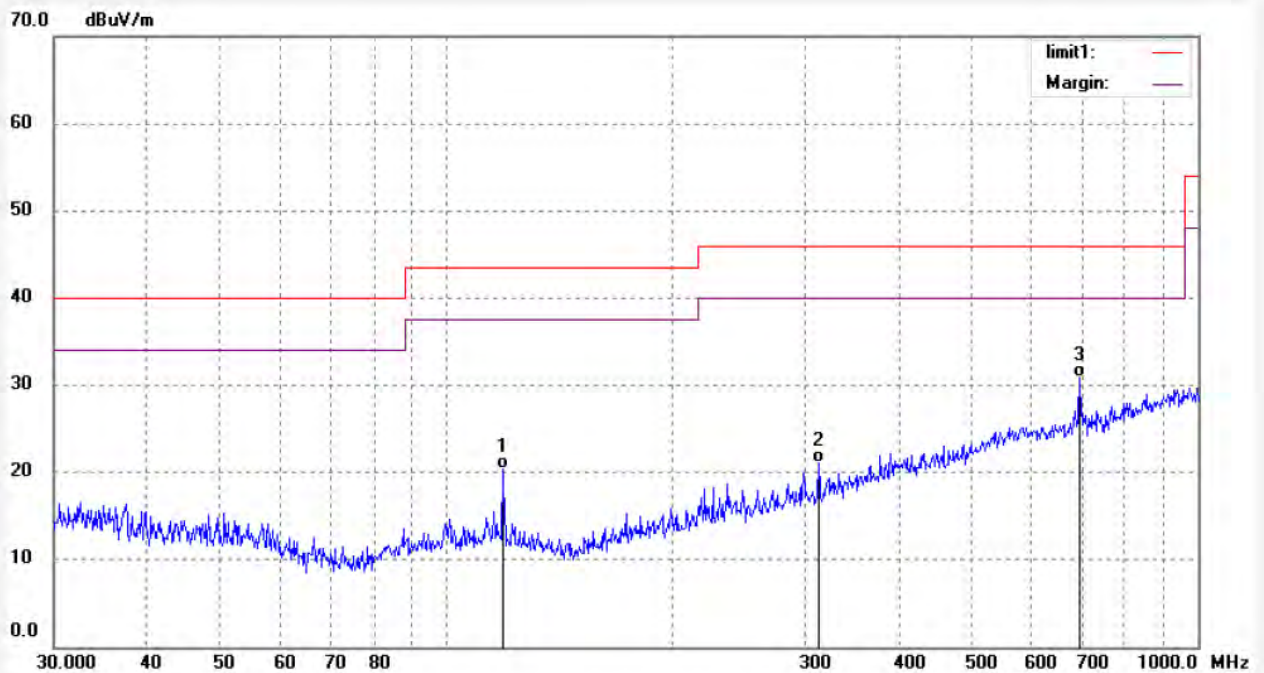
ACCURATE TECHNOLOGY CO., LTD.

F1,Bldg,A,Changyuan New Material Port Keyuan Rd,
Science & Industry Park,Nanshan Shenzhen,P.R.China

Site: 2# Chamber
Tel:+86-0755-26503290
Fax:+86-0755-26503396

Job No.: RICKY #323 Standard: FCC Class B 3M Radiated Test item: Radiation Test Temp.(C)/Hum.(%) 23 C / 48 % EUT: Accordion Bluetooth Speaker Mode: TX 2441MHz Model: ASP-707 Manufacturer: ATake	Polarization: Vertical Power Source: DC 5V Date: 2014/03/20 Time: 8/43/44 Engineer Signature: Ricky Distance: 3m
---	---

Note: Report No:ATE20140318



No.	Freq. (MHz)	Reading (dBuV/m)	Factor (dB)	Result (dBuV/m)	Limit (dBuV/m)	Margin (dB)	Detector	Height (cm)	Degree (deg.)	Remark
1	118.9285	33.54	-13.15	20.39	43.50	-23.11	QP			
2	312.5482	30.00	-8.94	21.06	46.00	-24.94	QP			
3	696.3525	32.71	-1.85	30.86	46.00	-15.14	QP			



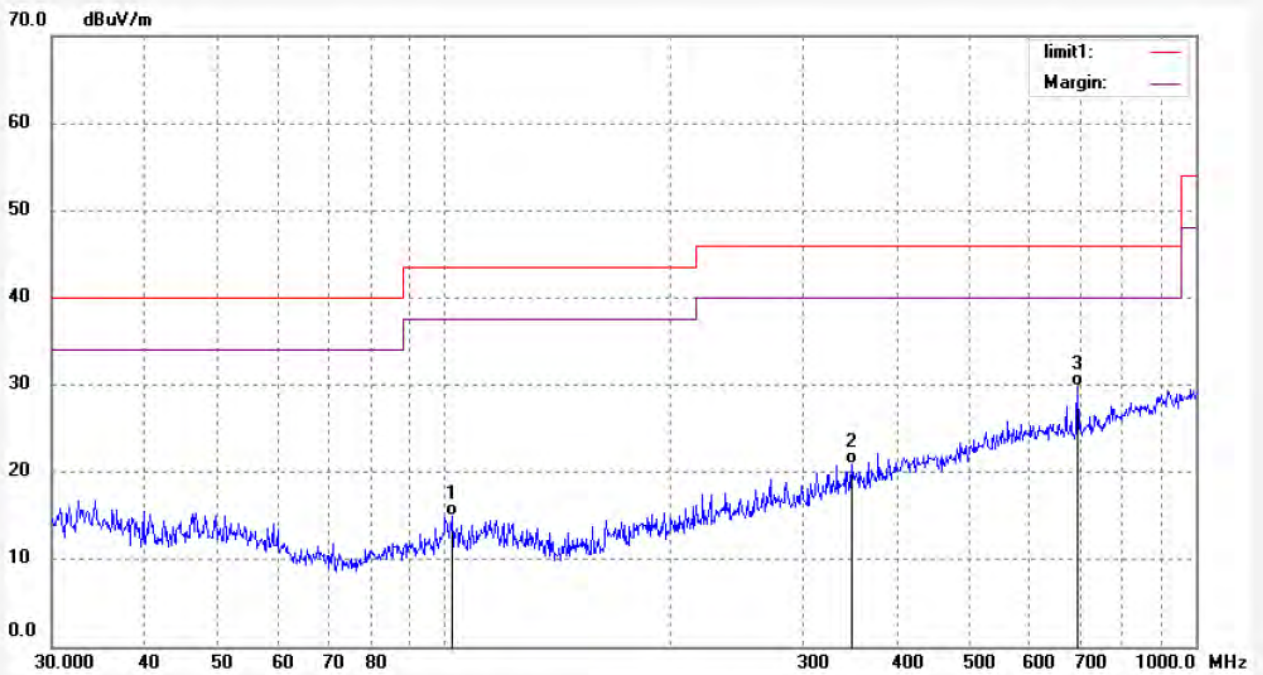
ACCURATE TECHNOLOGY CO., LTD.

F1,Bldg,A,Changyuan New Material Port Keyuan Rd,
Science & Industry Park,Nanshan Shenzhen,P.R.China

Site: 2# Chamber
Tel:+86-0755-26503290
Fax:+86-0755-26503396

Job No.: RICKY #324	Polarization: Vertical
Standard: FCC Class B 3M Radiated	Power Source: DC 5V
Test item: Radiation Test	Date: 2014/03/20
Temp.(C)/Hum.(%) 23 C / 48 %	Time: 8/45/00
EUT: Accordion Bluetooth Speaker	Engineer Signature: Ricky
Mode: TX 2480MHz	Distance: 3m
Model: ASP-707	
Manufacturer: ATake	

Note: Report No:ATE20140318



No.	Freq. (MHz)	Reading (dBuV/m)	Factor (dB)	Result (dBuV/m)	Limit (dBuV/m)	Margin (dB)	Detector	Height (cm)	Degree (deg.)	Remark
1	102.2518	28.38	-13.50	14.88	43.50	-28.62	QP			
2	348.5144	28.63	-7.79	20.84	46.00	-25.16	QP			
3	696.3524	31.66	-1.85	29.81	46.00	-16.19	QP			



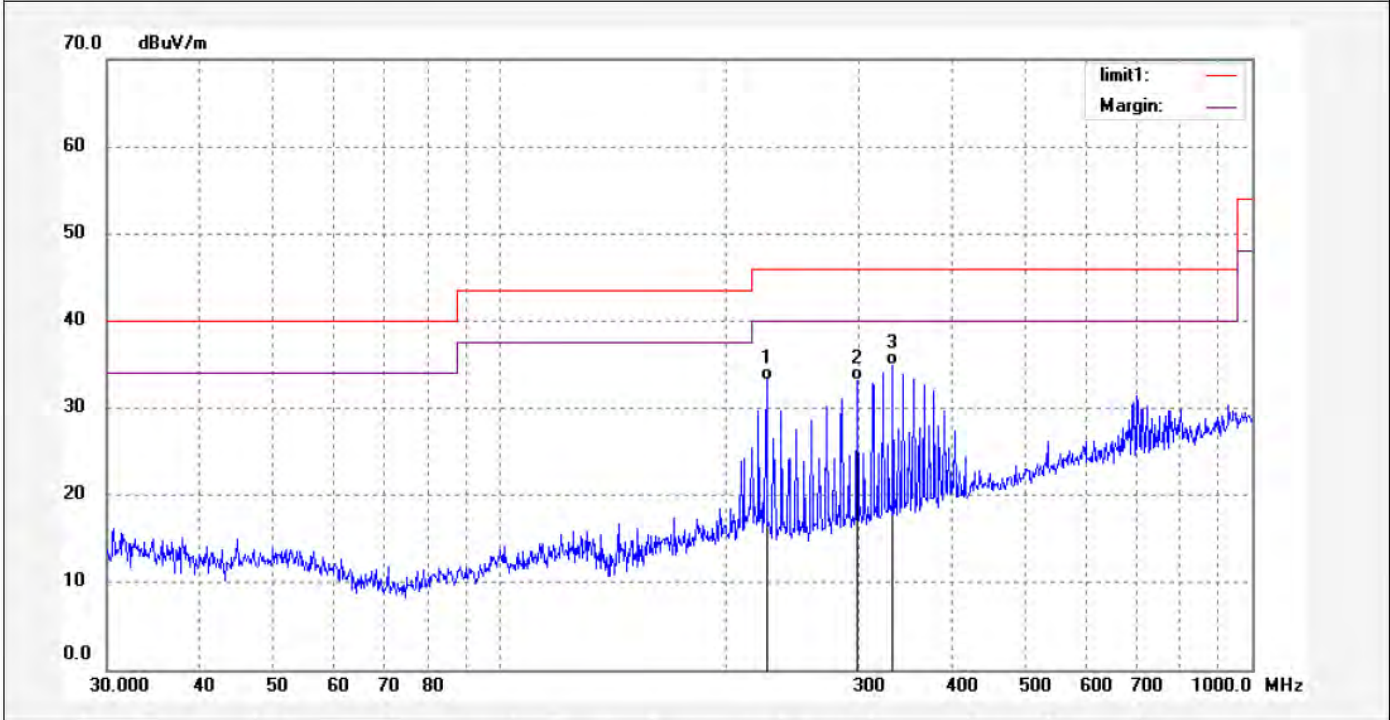
ACCURATE TECHNOLOGY CO., LTD.

F1,Bldg.A,Changyuan New Material Port Keyuan Rd,
Science & Industry Park,Nanshan Shenzhen,P.R.China

Site: 2# Chamber
Tel:+86-0755-26503290
Fax:+86-0755-26503396

Job No.: RICKY #325	Polarization: Horizontal
Standard: FCC Class B 3M Radiated	Power Source: DC 5V
Test item: Radiation Test	Date: 2014/03/20
Temp.(C)/Hum.(%) 23 C / 48 %	Time: 8/46/17
EUT: Accordion Bluetooth Speaker	Engineer Signature: Ricky
Mode: TX 2480MHz	Distance: 3m
Model: ASP-707	
Manufacturer: ATake	

Note: Report No:ATE20140318



No.	Freq. (MHz)	Reading (dBuV/m)	Factor (dB)	Result (dBuV/m)	Limit (dBuV/m)	Margin (dB)	Detector	Height (cm)	Degree (deg.)	Remark
1	226.2202	44.66	-11.41	33.25	46.00	-12.75	QP			
2	298.5932	42.46	-9.32	33.14	46.00	-12.86	QP			
3	332.9536	43.16	-8.29	34.87	46.00	-11.13	QP			



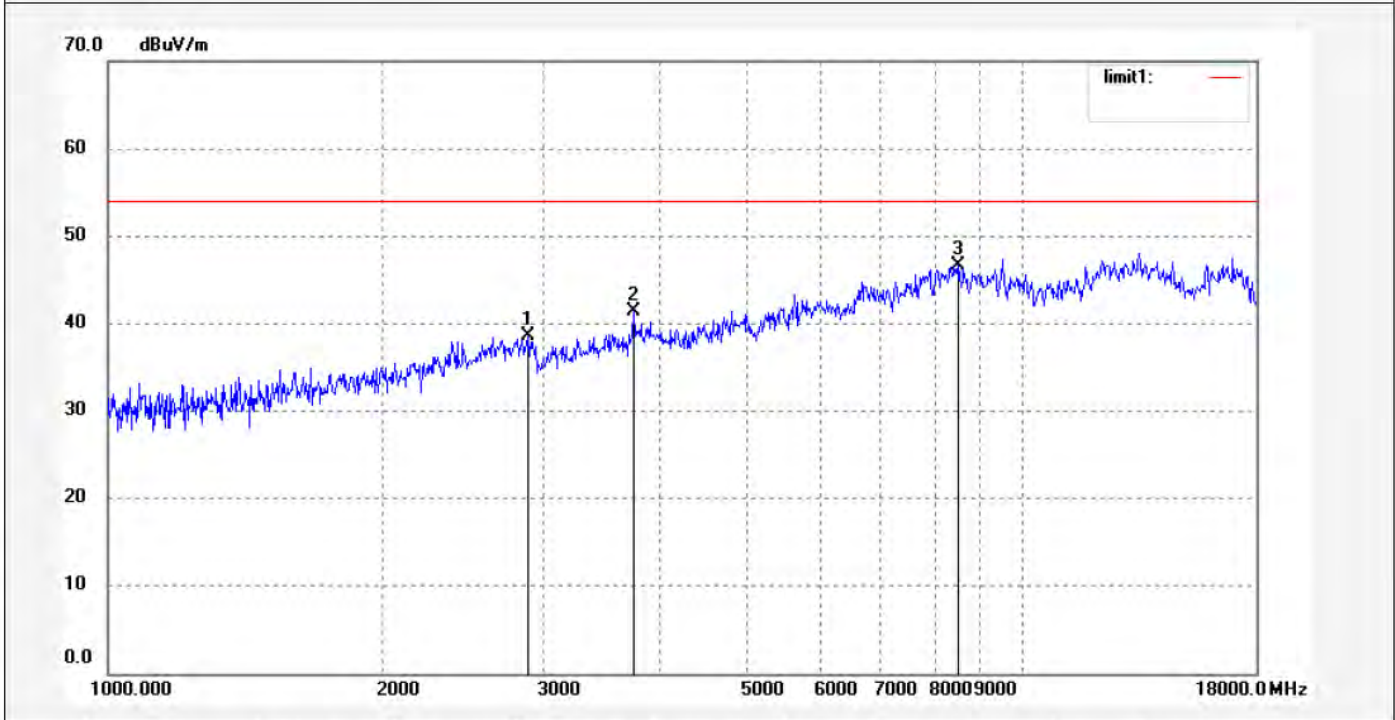
ACCURATE TECHNOLOGY CO., LTD.

F1,Bldg,A,Changyuan New Material Port Keyuan Rd,
Science & Industry Park,Nanshan Shenzhen,P.R.China

Site: 2# Chamber
Tel:+86-0755-26503290
Fax:+86-0755-26503396

Job No.: RICKY #330	Polarization: Horizontal
Standard: FCC Class B 3M Radiated	Power Source: DC 5V
Test item: Radiation Test	Date: 14/03/21/
Temp.(C)/Hum.(%) 23 C / 48 %	Time: 8/52/23
EUT: Accordion Bluetooth Speaker	Engineer Signature:
Mode: TX 2402MHz	Distance: 3m
Model: ASP-707	
Manufacturer: ATake	

Note: Report No:ATE20140318



No.	Freq. (MHz)	Reading (dBuV/m)	Factor (dB)	Result (dBuV/m)	Limit (dBuV/m)	Margin (dB)	Detector	Height (cm)	Degree (deg.)	Remark
1	2884.963	44.60	-5.96	38.64	54.00	-15.36	peak			
2	3759.891	43.75	-2.28	41.47	54.00	-12.53	peak			
3	8519.092	38.86	7.84	46.70	54.00	-7.30	peak			



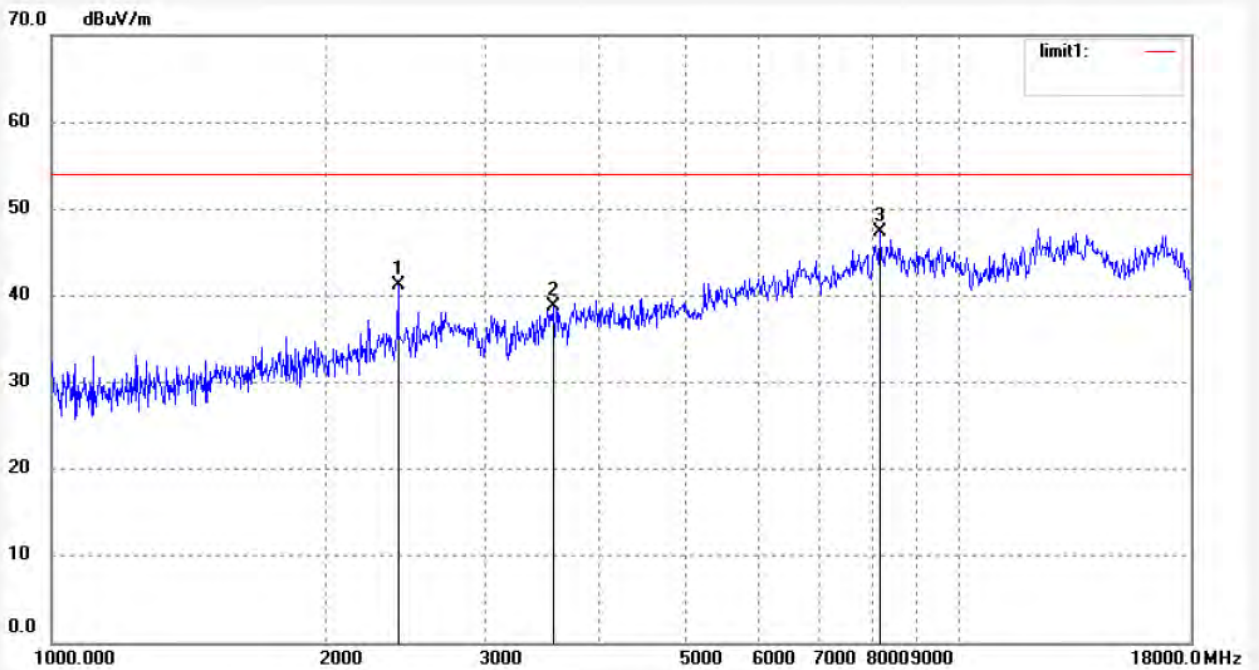
ACCURATE TECHNOLOGY CO., LTD.

F1,Bldg,A,Changyuan New Material Port Keyuan Rd,
Science & Industry Park,Nanshan Shenzhen,P.R.China

Site: 2# Chamber
Tel:+86-0755-26503290
Fax:+86-0755-26503396

Job No.: RICKY #331 Standard: FCC Class B 3M Radiated Test item: Radiation Test Temp.(C)/Hum.(%) 23 C / 48 % EUT: Accordion Bluetooth Speaker Mode: TX 2402MHz Model: ASP-707 Manufacturer: ATake	Polarization: Vertical Power Source: DC 5V Date: 14/03/21/ Time: 8/52/51 Engineer Signature: Distance: 3m
---	--

Note: Report No:ATE20140318



No.	Freq. (MHz)	Reading (dBuV/m)	Factor (dB)	Result (dBuV/m)	Limit (dBuV/m)	Margin (dB)	Detector	Height (cm)	Degree (deg.)	Remark
1	2408.600	48.69	-7.44	41.25	54.00	-12.75	peak			
2	3567.969	41.67	-2.89	38.78	54.00	-15.22	peak			
3	8178.913	40.33	6.99	47.32	54.00	-6.68	peak			



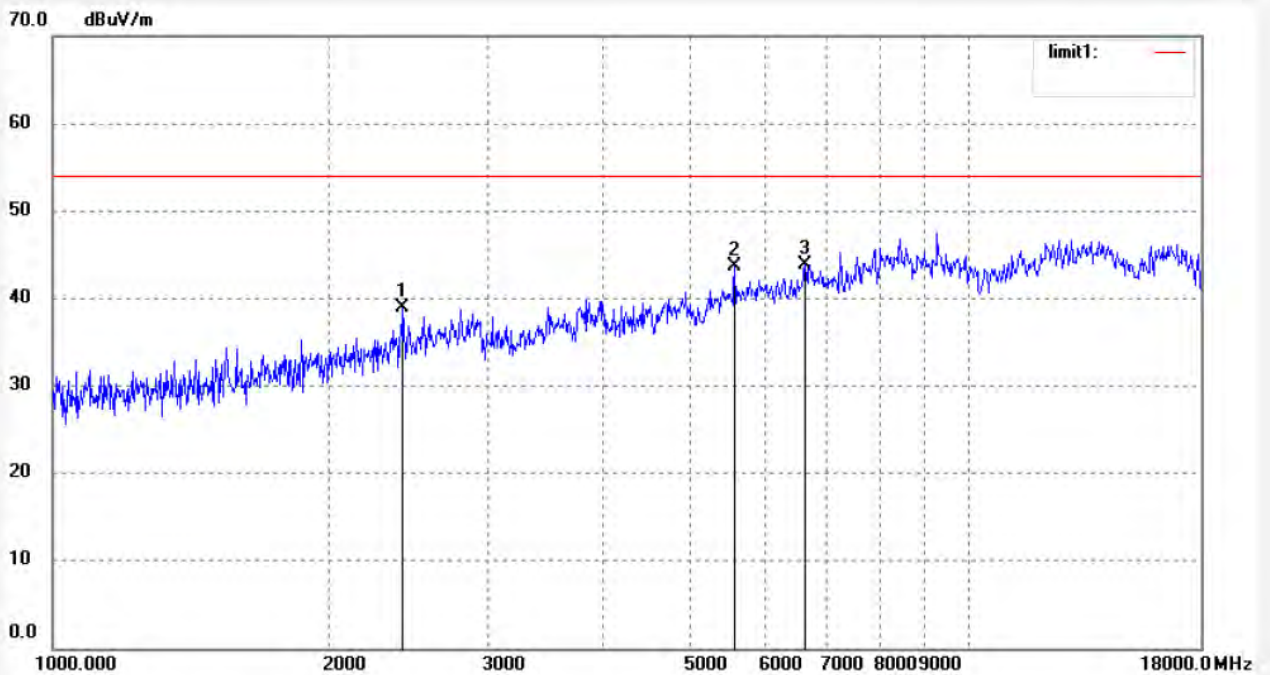
ACCURATE TECHNOLOGY CO., LTD.

F1,Bldg,A,Changyuan New Material Port Keyuan Rd,
Science & Industry Park,Nanshan Shenzhen,P.R.China

Site: 2# Chamber
Tel:+86-0755-26503290
Fax:+86-0755-26503396

Job No.: RICKY #332	Polarization: Vertical
Standard: FCC Class B 3M Radiated	Power Source: DC 5V
Test item: Radiation Test	Date: 14/03/21/
Temp.(C)/Hum.(%) 23 C / 48 %	Time: 8/53/26
EUT: Accordion Bluetooth Speaker	Engineer Signature:
Mode: TX 2441MHz	Distance: 3m
Model: ASP-707	
Manufacturer: ATake	

Note: Report No:ATE20140318



No.	Freq. (MHz)	Reading (dBuV/m)	Factor (dB)	Result (dBuV/m)	Limit (dBuV/m)	Margin (dB)	Detector	Height (cm)	Degree (deg.)	Remark
1	2415.621	46.42	-7.42	39.00	54.00	-15.00	peak			
2	5569.697	42.29	1.38	43.67	54.00	-10.33	peak			
3	6651.859	40.80	2.99	43.79	54.00	-10.21	peak			



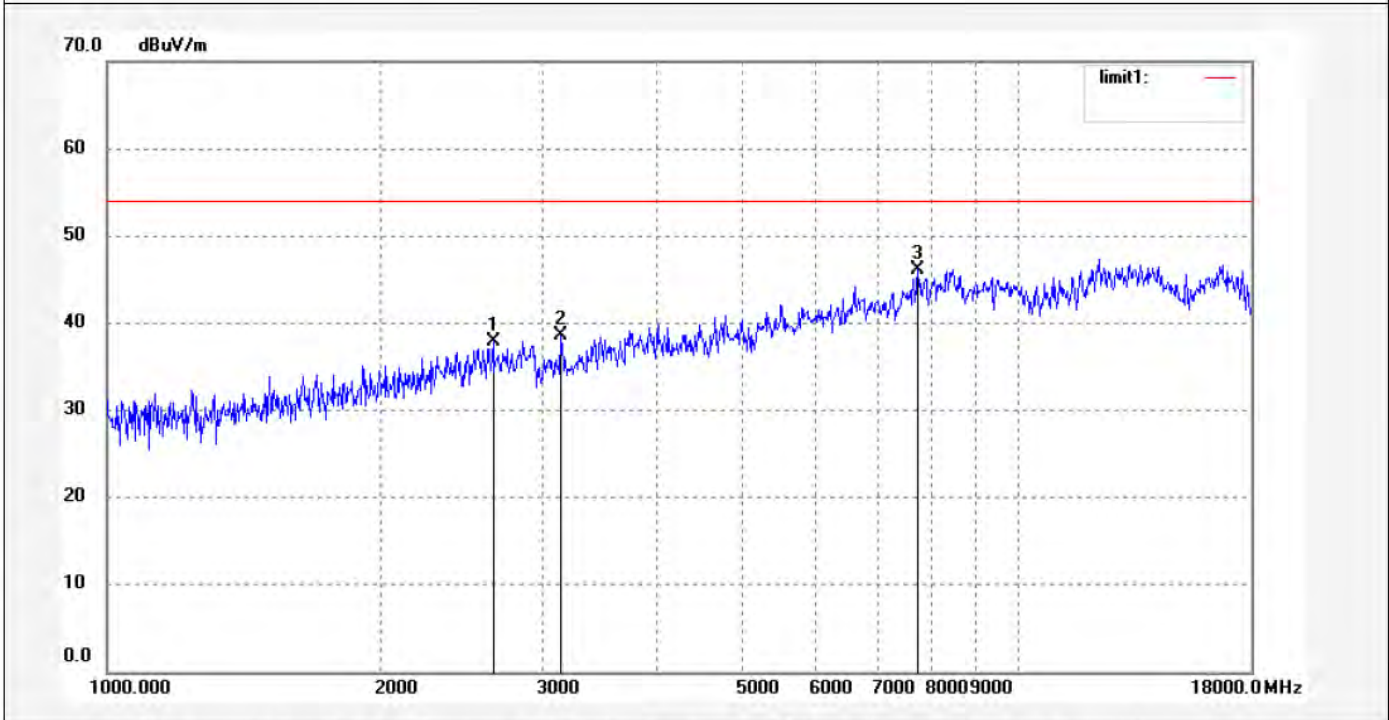
ACCURATE TECHNOLOGY CO., LTD.

F1,Bldg.A,Changyuan New Material Port Keyuan Rd,
Science & Industry Park,Nanshan Shenzhen,P.R.China

Site: 2# Chamber
Tel:+86-0755-26503290
Fax:+86-0755-26503396

Job No.: RICKY #333	Polarization: Horizontal
Standard: FCC Class B 3M Radiated	Power Source: DC 5V
Test item: Radiation Test	Date: 14/03/21/
Temp.(C)/Hum.(%) 23 C / 48 %	Time: 8/53/49
EUT: Accordion Bluetooth Speaker	Engineer Signature:
Mode: TX 2441MHz	Distance: 3m
Model: ASP-707	
Manufacturer: ATake	

Note: Report No:ATE20140318



No.	Freq. (MHz)	Reading (dBuV/m)	Factor (dB)	Result (dBuV/m)	Limit (dBuV/m)	Margin (dB)	Detector	Height (cm)	Degree (deg.)	Remark
1	2651.433	44.50	-6.68	37.82	54.00	-16.18	peak			
2	3148.211	42.87	-4.36	38.51	54.00	-15.49	peak			
3	7761.424	40.51	5.52	46.03	54.00	-7.97	peak			



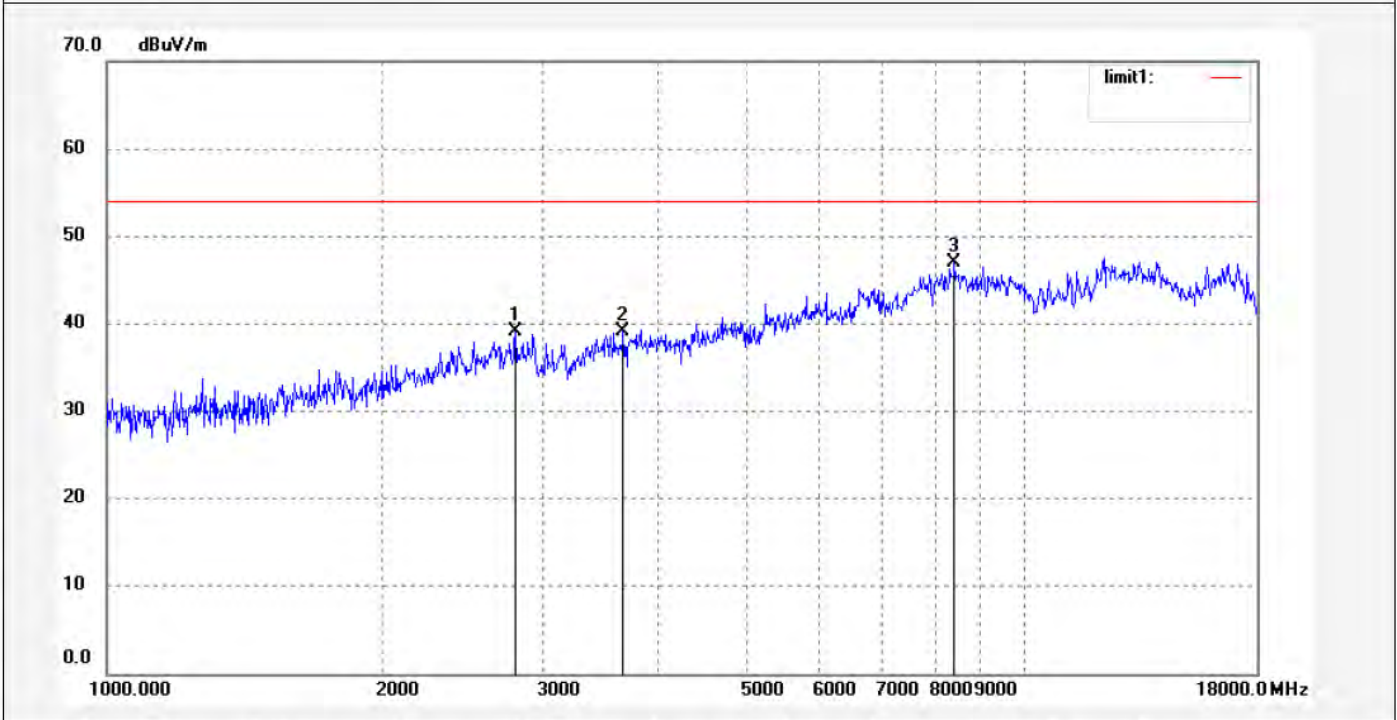
ACCURATE TECHNOLOGY CO., LTD.

F1,Bldg,A,Changyuan New Material Port Keyuan Rd,
Science & Industry Park,Nanshan Shenzhen,P.R.China

Site: 2# Chamber
Tel:+86-0755-26503290
Fax:+86-0755-26503396

Job No.: RICKY #334	Polarization: Horizontal
Standard: FCC Class B 3M Radiated	Power Source: DC 5V
Test item: Radiation Test	Date: 14/03/21/
Temp.(C)/Hum.(%) 23 C / 48 %	Time: 8/54/29
EUT: Accordion Bluetooth Speaker	Engineer Signature:
Mode: TX 2480MHz	Distance: 3m
Model: ASP-707	
Manufacturer: ATake	

Note: Report No:ATE20140318



No.	Freq. (MHz)	Reading (dBuV/m)	Factor (dB)	Result (dBuV/m)	Limit (dBuV/m)	Margin (dB)	Detector	Height (cm)	Degree (deg.)	Remark
1	2794.054	45.18	-6.07	39.11	54.00	-14.89	peak			
2	3662.673	41.72	-2.55	39.17	54.00	-14.83	peak			
3	8420.480	38.88	8.06	46.94	54.00	-7.06	peak			



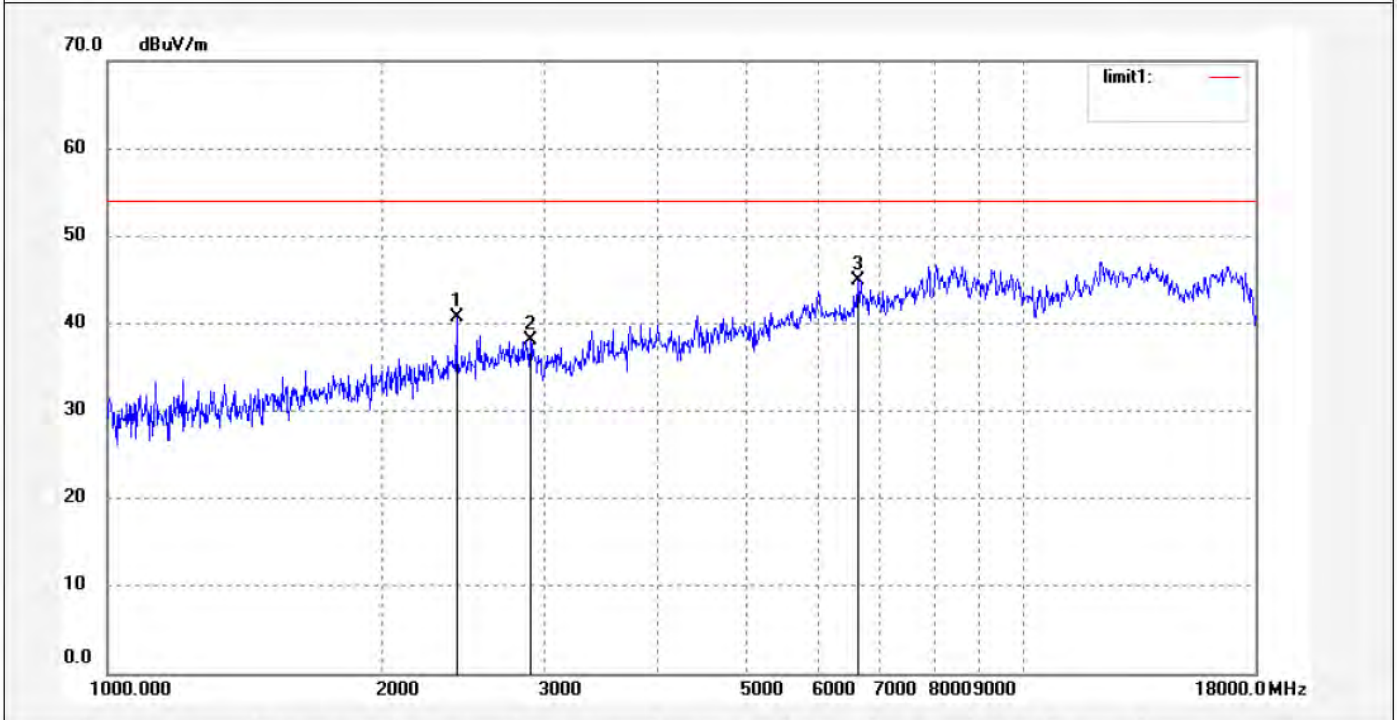
ACCURATE TECHNOLOGY CO., LTD.

F1,Bldg,A,Changyuan New Material Port Keyuan Rd,
Science & Industry Park,Nanshan Shenzhen,P.R.China

Site: 2# Chamber
Tel:+86-0755-26503290
Fax:+86-0755-26503396

Job No.: RICKY #335	Polarization: Vertical
Standard: FCC Class B 3M Radiated	Power Source: DC 5V
Test item: Radiation Test	Date: 14/03/21/
Temp.(C)/Hum.(%) 23 C / 48 %	Time: 8/55/15
EUT: Accordion Bluetooth Speaker	Engineer Signature:
Mode: TX 2480MHz	Distance: 3m
Model: ASP-707	
Manufacturer: ATake	

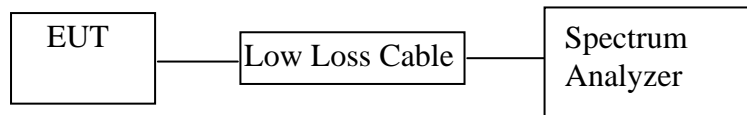
Note: Report No:ATE20140318



No.	Freq. (MHz)	Reading (dBuV/m)	Factor (dB)	Result (dBuV/m)	Limit (dBuV/m)	Margin (dB)	Detector	Height (cm)	Degree (deg.)	Remark
1	2408.600	48.11	-7.44	40.67	54.00	-13.33	peak			
2	2901.806	44.09	-5.97	38.12	54.00	-15.88	peak			
3	6613.247	42.04	2.79	44.83	54.00	-9.17	peak			

11. BAND EDGE COMPLIANCE TEST

11.1. Block Diagram of Test Setup



(EUT: Accordion Bluetooth Speaker)

11.2. The Requirement For Section 15.247(d)

Section 15.247(d): In any 100 kHz bandwidth outside the frequency band in which the spread spectrum or digitally modulated intentional radiator is operating, the radio frequency power that is produced by the intentional radiator shall be at least 20 dB below that in the 100 kHz bandwidth within the band that contains the highest level of the desired power, based on either an RF conducted or a radiated measurement, provided the transmitter demonstrates compliance with the peak conducted power limits. If the transmitter complies with the conducted power limits based on the use of RMS averaging over a time interval, as permitted under paragraph (b)(3) of this section, the attenuation required under this paragraph shall be 30 dB instead of 20 dB. Attenuation below the general limits specified in Section 15.209(a) is not required. In addition, radiated emissions which fall in the restricted bands, as defined in Section 15.205(a), must also comply with the radiated emission limits specified in Section 15.209(a).

11.3. EUT Configuration on Measurement

The equipment are installed on the emission Measurement to meet the commission requirements and operating regulations in a manner which tends to maximize its emission characteristics in normal application.

11.4. Operating Condition of EUT

11.4.1. Setup the EUT and simulator as shown as Section 11.1.

11.4.2. Turn on the power of all equipment.

11.4.3. Let the EUT work in TX (Hopping off, Hopping on) modes measure it. The transmit frequency are 2402-2480MHz. We select 2402MHz, 2480MHz TX frequency to transmit.

11.5. Test Procedure

11.5.1. The transmitter output was connected to the spectrum analyzer via a low loss cable.

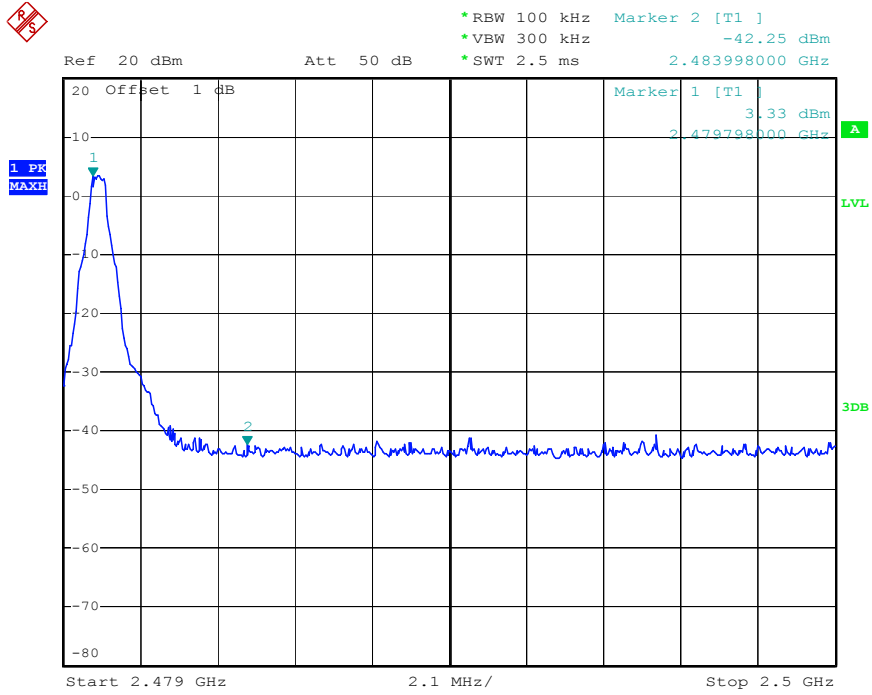
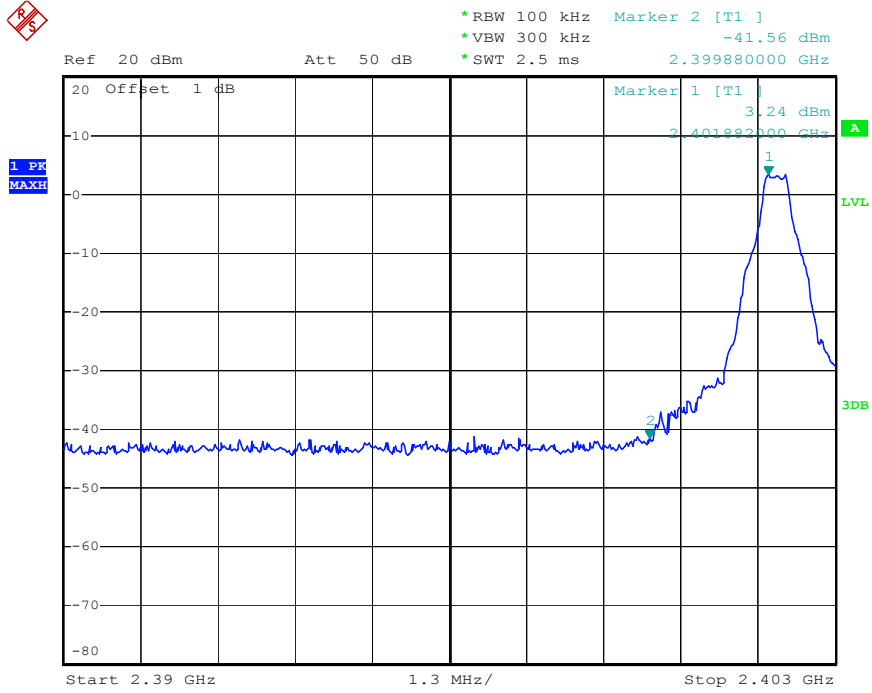
11.5.2. Set RBW of spectrum analyzer to 100 kHz and VBW to 300 kHz with convenient frequency span including 100 kHz bandwidth from band edge.

11.5.3. The band edges was measured and recorded.

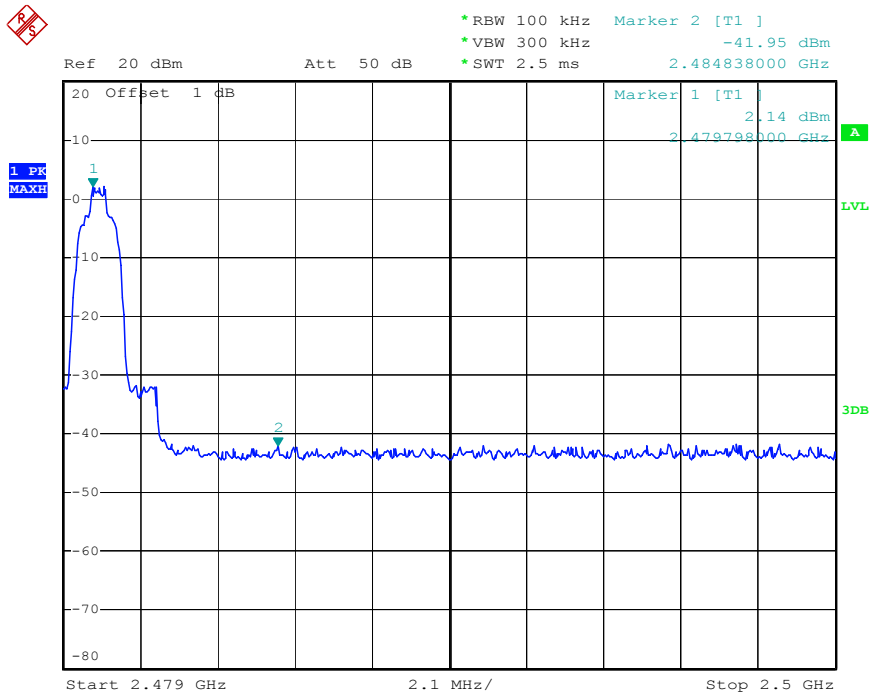
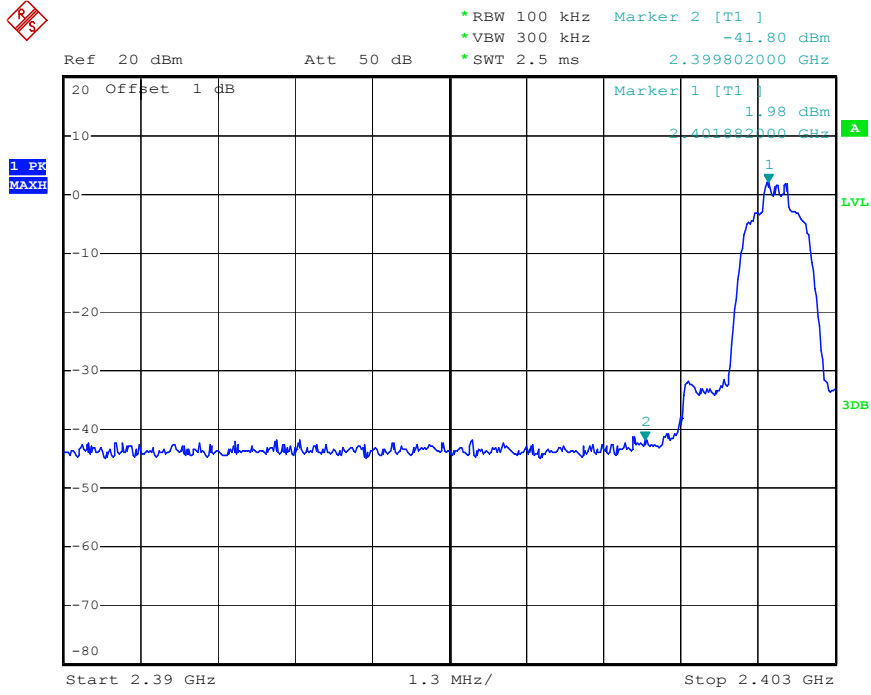
11.6. Test Result

Frequency (MHz)	Result of Band Edge (dBc)	Limit of Band Edge (dBc)
GFSK		
2399.880	44.80	> 20dBc
2483.998	45.58	> 20dBc
Π/4-DQPSK Mode		
2399.802	43.79	> 20dBc
2484.838	44.09	> 20dBc
8QPSK		
2399.750	43.26	> 20dBc
2483.788	44.32	> 20dBc

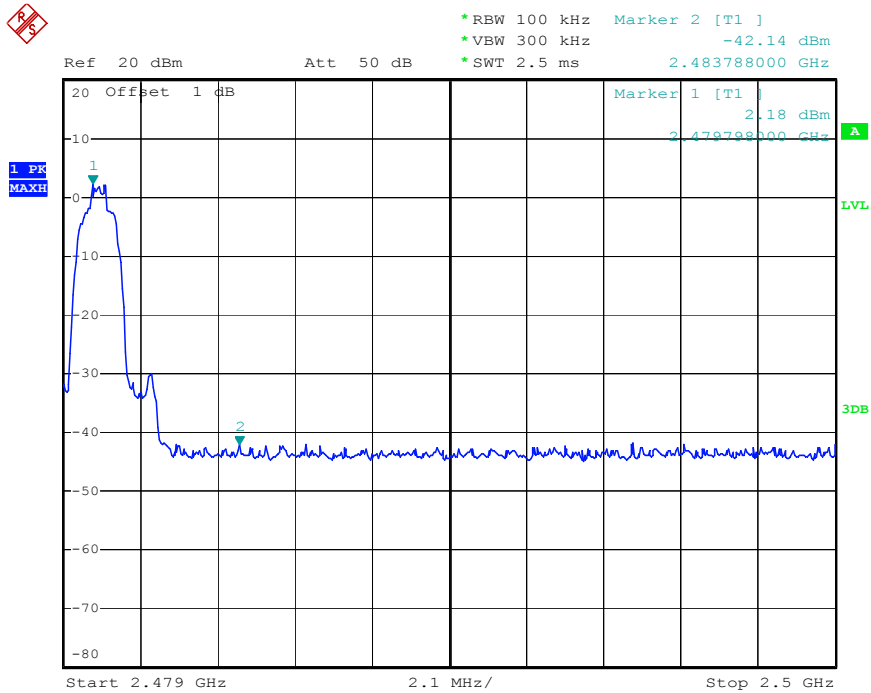
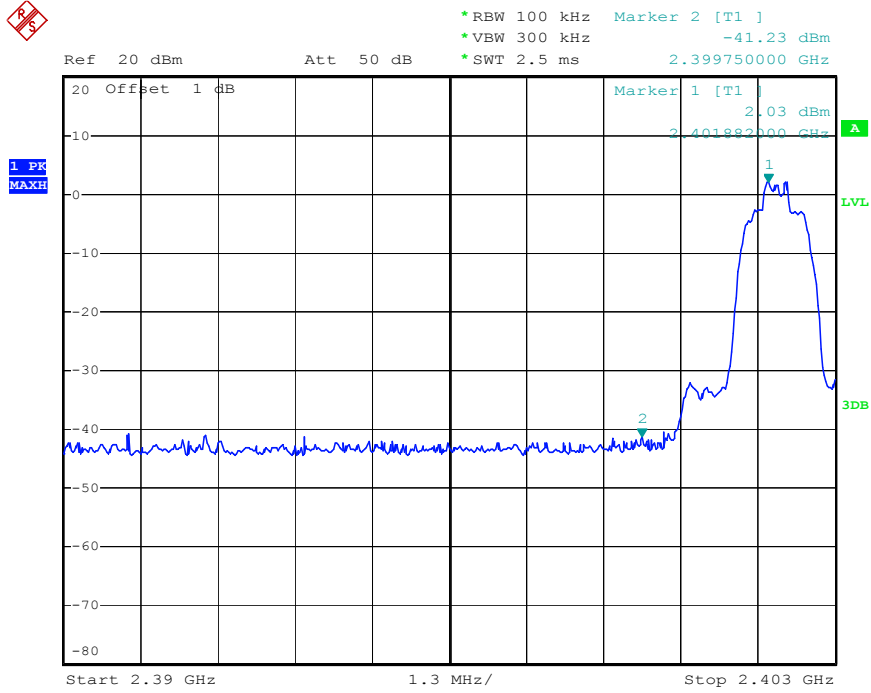
GFSK



$\Pi/4$ -DQPSK Mode



8QPSK



Radiated Band Edge Result

Note:

1. Emissions attenuated more than 20 dB below the permissible value are not reported.
2. The field strength is calculated by adding the antenna factor, high pass filter loss(if used) and cable loss, and subtracting the amplifier gain(if any)from the measured reading. The basic equation calculation is as follows:

$$\text{Result} = \text{Reading} + \text{Corrected Factor}$$

3. Display the measurement of peak values.

Non-hopping mode



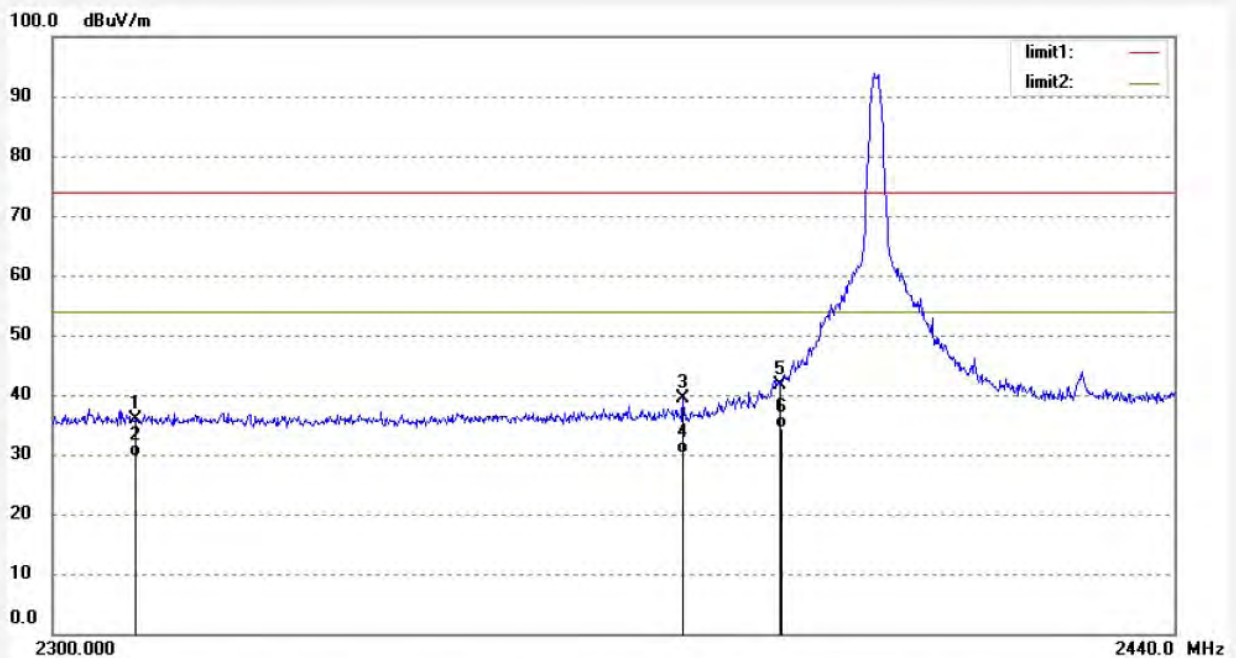
ACCURATE TECHNOLOGY CO., LTD.

F1,Bldg,A,Changyuan New Material Port Keyuan Rd,
Science & Industry Park,Nanshan Shenzhen,P.R.China

Site: 1# Chamber
Tel:+86-0755-26503290
Fax:+86-0755-26503396

Job No.: star #3970	Polarization: Vertical
Standard: FCC PK	Power Source: DC 5V
Test item: Radiation Test	Date: 14/03/22/
Temp.(C)/Hum.(%) 25 C / 55 %	Time: 9/04/16
EUT: Accordion Bluetooth speaker	Engineer Signature:
Mode: TX 2402MHz	Distance: 3m
Model: ASP-707	
Manufacturer: ATake	

Note: Report No.:ATE20140318



No.	Freq. (MHz)	Reading (dBuV/m)	Factor (dB)	Result (dBuV/m)	Limit (dBuV/m)	Margin (dB)	Detector	Height (cm)	Degree (deg.)	Remark
1	2310.000	42.93	-6.99	35.94	74.00	-38.06	peak			
2	2310.000	36.50	-6.99	29.51	54.00	-24.49	AVG			
3	2377.700	46.18	-6.82	39.36	74.00	-34.64	peak			
4	2377.700	37.00	-6.82	30.18	54.00	-23.82	AVG			
5	2390.000	48.37	-6.78	41.59	74.00	-32.41	peak			
6	2390.000	41.27	-6.78	34.49	54.00	-19.51	AVG			



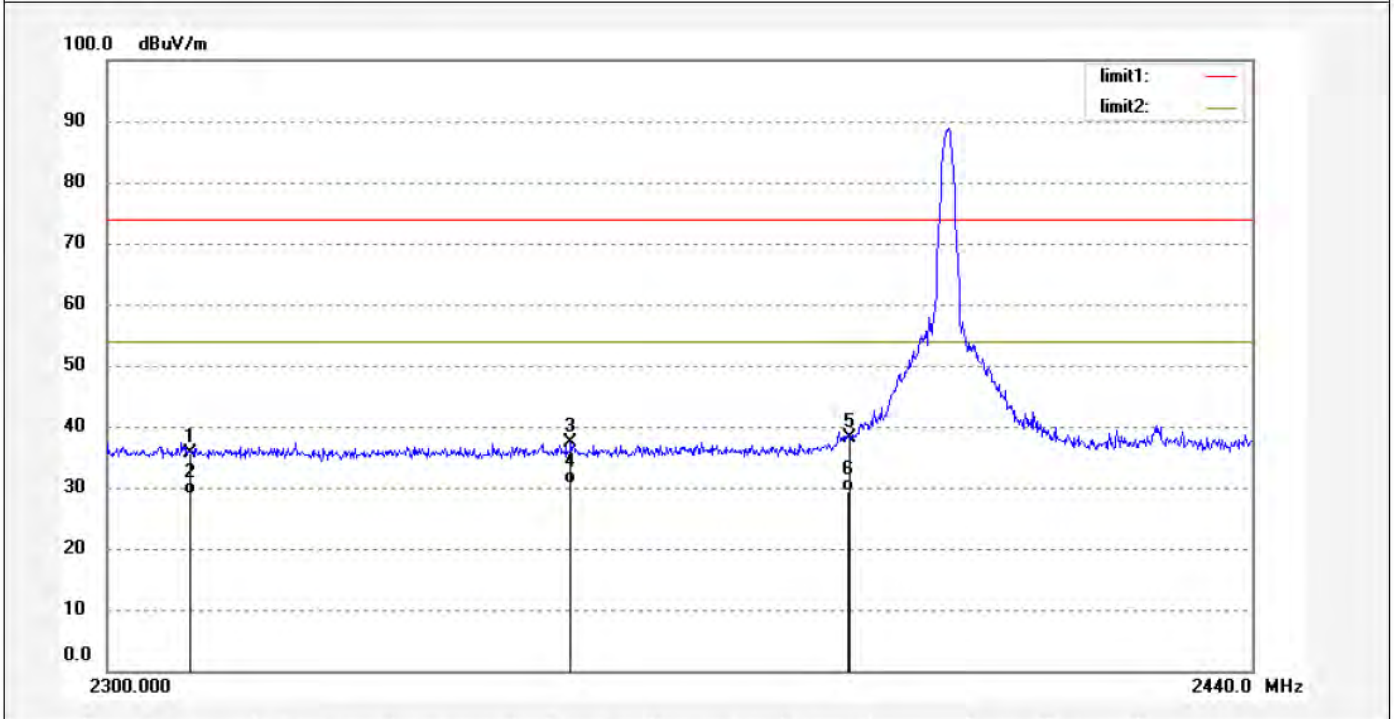
ACCURATE TECHNOLOGY CO., LTD.

F1,Bldg,A,Changyuan New Material Port Keyuan Rd,
Science & Industry Park,Nanshan Shenzhen,P.R.China

Site: 1# Chamber
Tel:+86-0755-26503290
Fax:+86-0755-26503396

Job No.: star #3971	Polarization: Horizontal
Standard: FCC PK	Power Source: DC 5V
Test item: Radiation Test	Date: 14/03/22/
Temp.(C)/Hum.(%) 25 C / 55 %	Time: 9/08/49
EUT: Accordion Bluetooth speaker	Engineer Signature:
Mode: TX 2402MHz	Distance: 3m
Model: ASP-707	
Manufacturer: ATake	

Note: Report No.:ATE20140318



No.	Freq. (MHz)	Reading (dBuV/m)	Factor (dB)	Result (dBuV/m)	Limit (dBuV/m)	Margin (dB)	Detector	Height (cm)	Degree (deg.)	Remark
1	2310.000	42.73	-6.99	35.74	74.00	-38.26	peak			
2	2310.000	35.97	-6.99	28.98	54.00	-25.02	AVG			
3	2355.720	44.18	-6.88	37.30	74.00	-36.70	peak			
4	2355.720	37.50	-6.88	30.62	54.00	-23.38	AVG			
5	2390.000	44.99	-6.78	38.21	74.00	-35.79	peak			
6	2390.000	36.18	-6.78	29.40	54.00	-24.60	AVG			



ACCURATE TECHNOLOGY CO., LTD.

F1,Bldg,A,Changyuan New Material Port Keyuan Rd,
Science & Industry Park,Nanshan Shenzhen,P.R.China

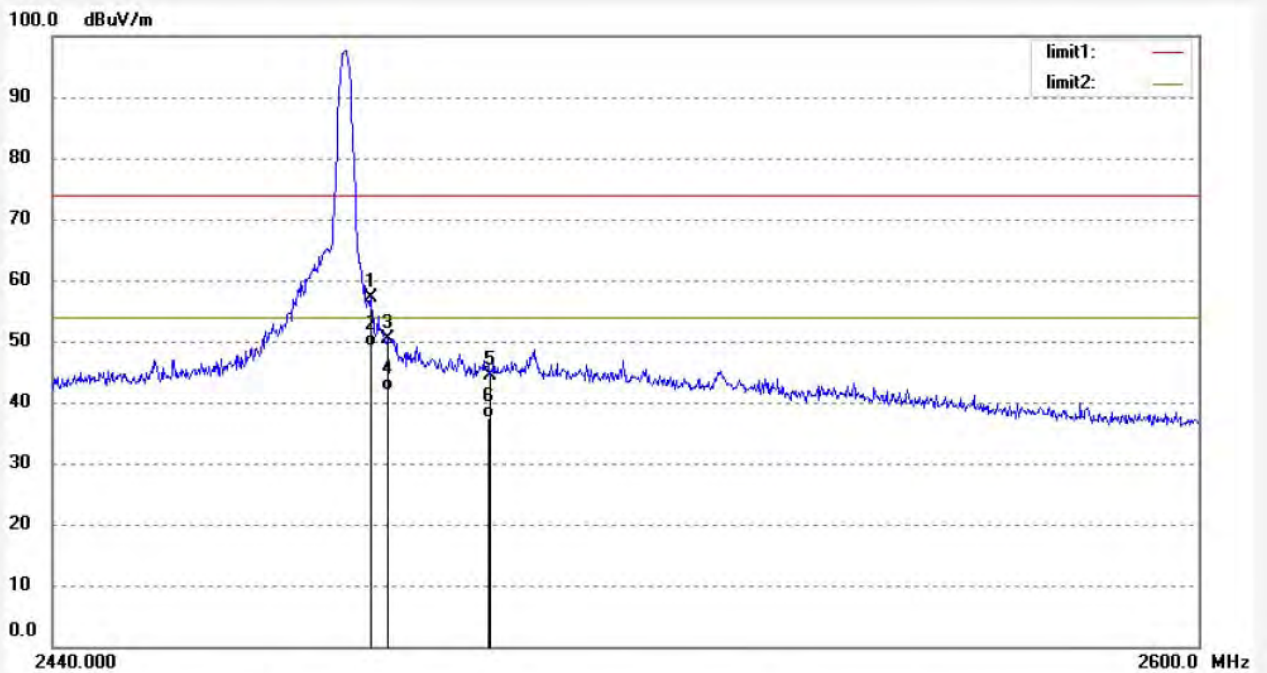
Site: 1# Chamber

Tel:+86-0755-26503290

Fax:+86-0755-26503396

Job No.: star #3964	Polarization: Vertical
Standard: FCC PK	Power Source: DC 5V
Test item: Radiation Test	Date: 14/03/22/
Temp.(C)/Hum.(%) 25 C / 55 %	Time: 8/55/04
EUT: Accordion Bluetooth speaker	Engineer Signature:
Mode: TX 2480MHz	Distance: 3m
Model: ASP-707	
Manufacturer: ATake	

Note: Report No.:ATE20140318



No.	Freq. (MHz)	Reading (dBuV/m)	Factor (dB)	Result (dBuV/m)	Limit (dBuV/m)	Margin (dB)	Detector	Height (cm)	Degree (deg.)	Remark
1	2483.500	63.79	-6.54	57.25	74.00	-16.75	peak			
2	2483.500	55.67	-6.54	49.13	54.00	-4.87	AVG			
3	2485.920	56.88	-6.54	50.34	74.00	-23.66	peak			
4	2485.920	48.34	-6.54	41.80	54.00	-12.20	AVG			
5	2500.000	50.79	-6.50	44.29	74.00	-29.71	peak			
6	2500.000	43.80	-6.50	37.30	54.00	-16.70	AVG			



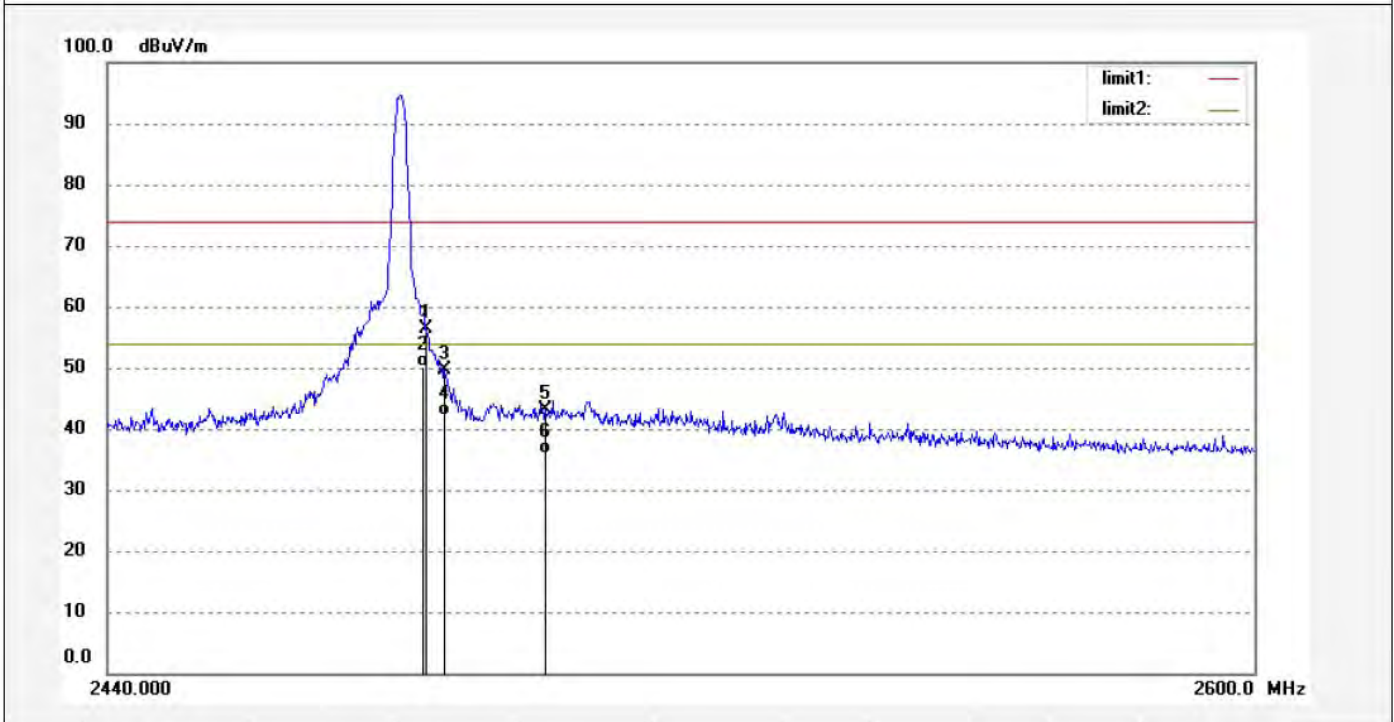
ACCURATE TECHNOLOGY CO., LTD.

F1,Bldg,A,Changyuan New Material Port Keyuan Rd,
Science & Industry Park,Nanshan Shenzhen,P.R.China

Site: 1# Chamber
Tel:+86-0755-26503290
Fax:+86-0755-26503396

Job No.: star #3965	Polarization: Horizontal
Standard: FCC PK	Power Source: DC 5V
Test item: Radiation Test	Date: 14/03/22/
Temp.(C)/Hum.(%) 25 C / 55 %	Time: 8/57/34
EUT: Accordion Bluetooth speaker	Engineer Signature:
Mode: TX 2480MHz	Distance: 3m
Model: ASP-707	
Manufacturer: ATake	

Note: Report No.:ATE20140318



No.	Freq. (MHz)	Reading (dBuV/m)	Factor (dB)	Result (dBuV/m)	Limit (dBuV/m)	Margin (dB)	Detector	Height (cm)	Degree (deg.)	Remark
1	2483.500	63.02	-6.54	56.48	74.00	-17.52	peak			
2	2483.500	56.71	-6.54	50.17	54.00	-3.83	AVG			
3	2486.080	56.29	-6.54	49.75	74.00	-24.25	peak			
4	2486.080	48.67	-6.54	42.13	54.00	-11.87	AVG			
5	2500.000	49.62	-6.50	43.12	74.00	-30.88	peak			
6	2500.000	42.37	-6.50	35.87	54.00	-18.13	AVG			



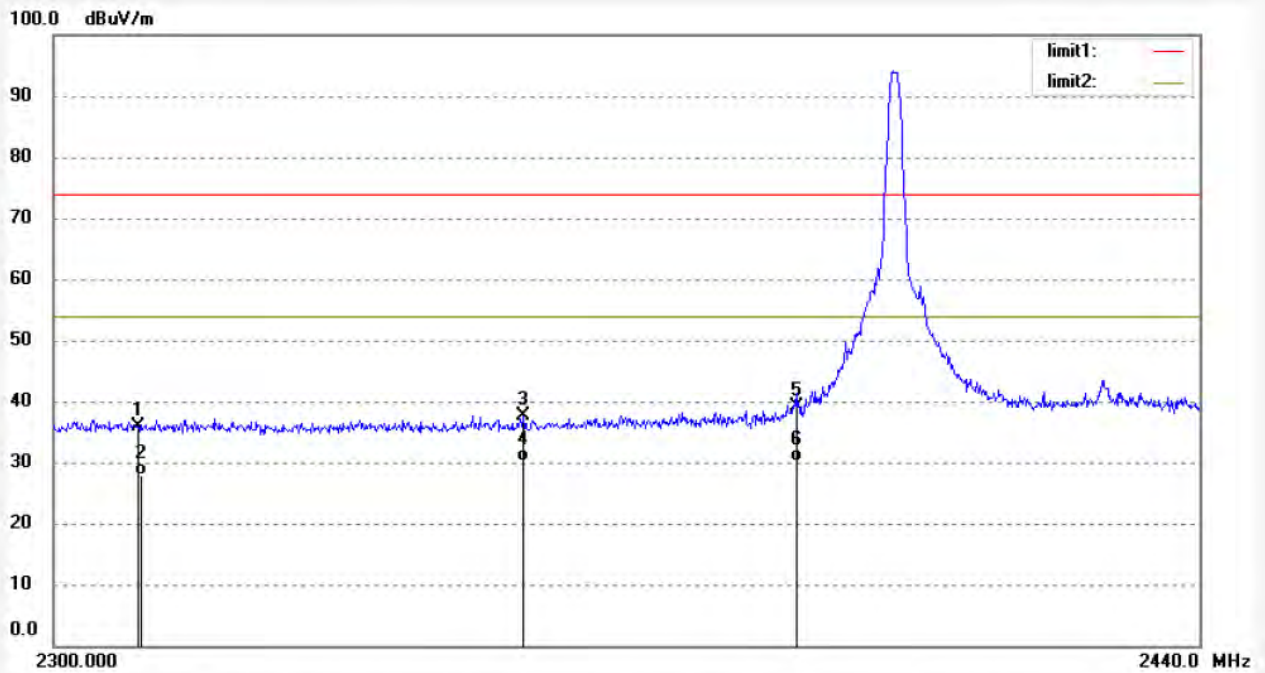
ACCURATE TECHNOLOGY CO., LTD.

F1,Bldg,A,Changyuan New Material Port Keyuan Rd,
Science & Industry Park,Nanshan Shenzhen,P.R.China

Site: 1# Chamber
Tel:+86-0755-26503290
Fax:+86-0755-26503396

Job No.: star #3974	Polarization: Vertical
Standard: FCC PK	Power Source: DC 5V
Test item: Radiation Test	Date: 14/03/22/
Temp.(C)/Hum.(%) 25 C / 55 %	Time: 9/06/06
EUT: Accordion Bluetooth speaker	Engineer Signature:
Mode: TX 2402MHz(PI/4DQPSK)	Distance: 3m
Model: ASP-707	
Manufacturer: ATake	

Note: Report No.:ATE20140318



No.	Freq. (MHz)	Reading (dBuV/m)	Factor (dB)	Result (dBuV/m)	Limit (dBuV/m)	Margin (dB)	Detector	Height (cm)	Degree (deg.)	Remark
1	2310.000	42.78	-6.99	35.79	74.00	-38.21	peak			
2	2310.000	34.80	-6.99	27.81	54.00	-26.19	AVG			
3	2356.420	44.54	-6.87	37.67	74.00	-36.33	peak			
4	2356.420	36.99	-6.87	30.12	54.00	-23.88	AVG			
5	2390.000	45.90	-6.78	39.12	74.00	-34.88	peak			
6	2390.000	36.93	-6.78	30.15	54.00	-23.85	AVG			



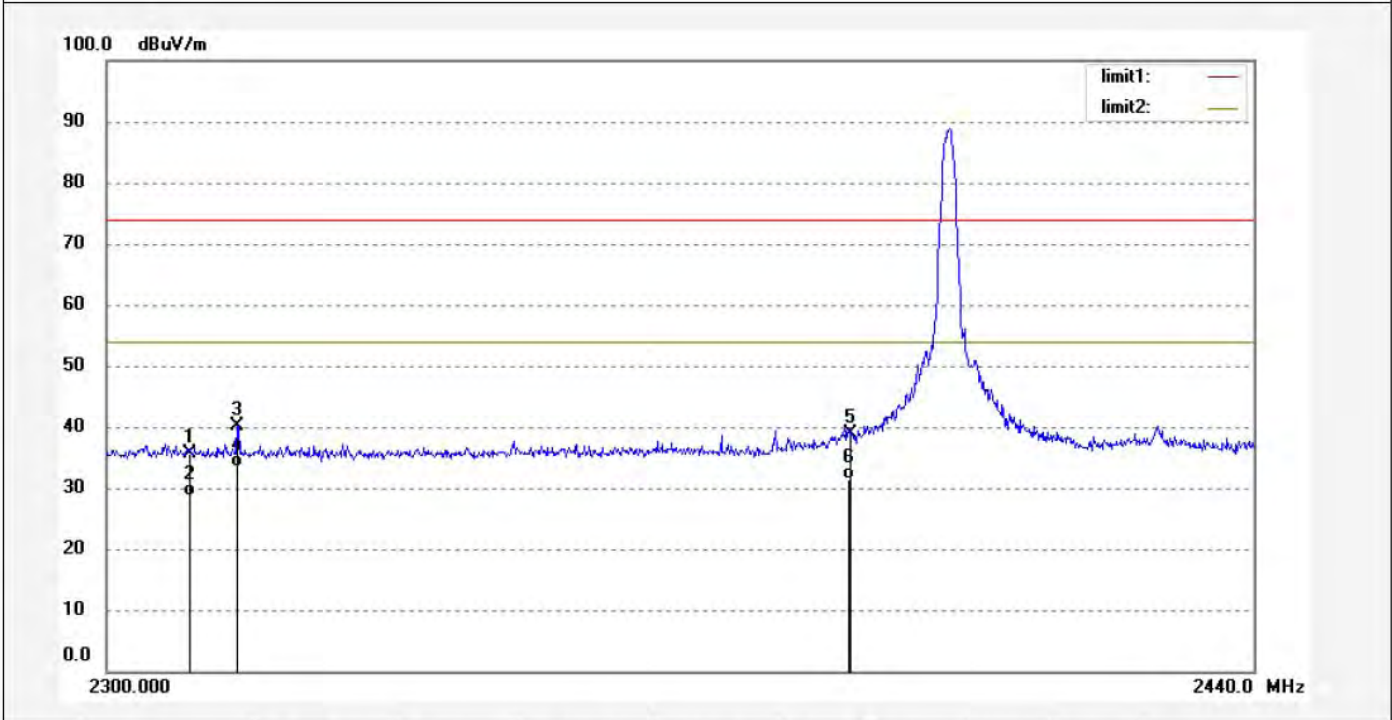
ACCURATE TECHNOLOGY CO., LTD.

F1,Bldg.A,Changyuan New Material Port Keyuan Rd,
Science & Industry Park,Nanshan Shenzhen,P.R.China

Site: 1# Chamber
Tel:+86-0755-26503290
Fax:+86-0755-26503396

Job No.: star #3975	Polarization: Horizontal
Standard: FCC PK	Power Source: DC 5V
Test item: Radiation Test	Date: 14/03/22/
Temp.(C)/Hum.(%) 25 C / 55 %	Time: 9/07/56
EUT: Accordion Bluetooth speaker	Engineer Signature:
Mode: TX 2402MHz(PI/4DQPSK)	Distance: 3m
Model: ASP-707	
Manufacturer: ATake	

Note: Report No.:ATE20140318



No.	Freq. (MHz)	Reading (dBuV/m)	Factor (dB)	Result (dBuV/m)	Limit (dBuV/m)	Margin (dB)	Detector	Height (cm)	Degree (deg.)	Remark
1	2310.000	42.74	-6.99	35.75	74.00	-38.25	peak			
2	2310.000	35.64	-6.99	28.65	54.00	-25.35	AVG			
3	2315.680	47.04	-6.97	40.07	74.00	-33.93	peak			
4	2315.680	40.30	-6.97	33.33	54.00	-20.67	AVG			
5	2390.000	45.57	-6.78	38.79	74.00	-35.21	peak			
6	2390.000	38.10	-6.78	31.32	54.00	-22.68	AVG			



ACCURATE TECHNOLOGY CO., LTD.

F1,Bldg,A,Changyuan New Material Port Keyuan Rd,
Science & Industry Park,Nanshan Shenzhen,P.R.China

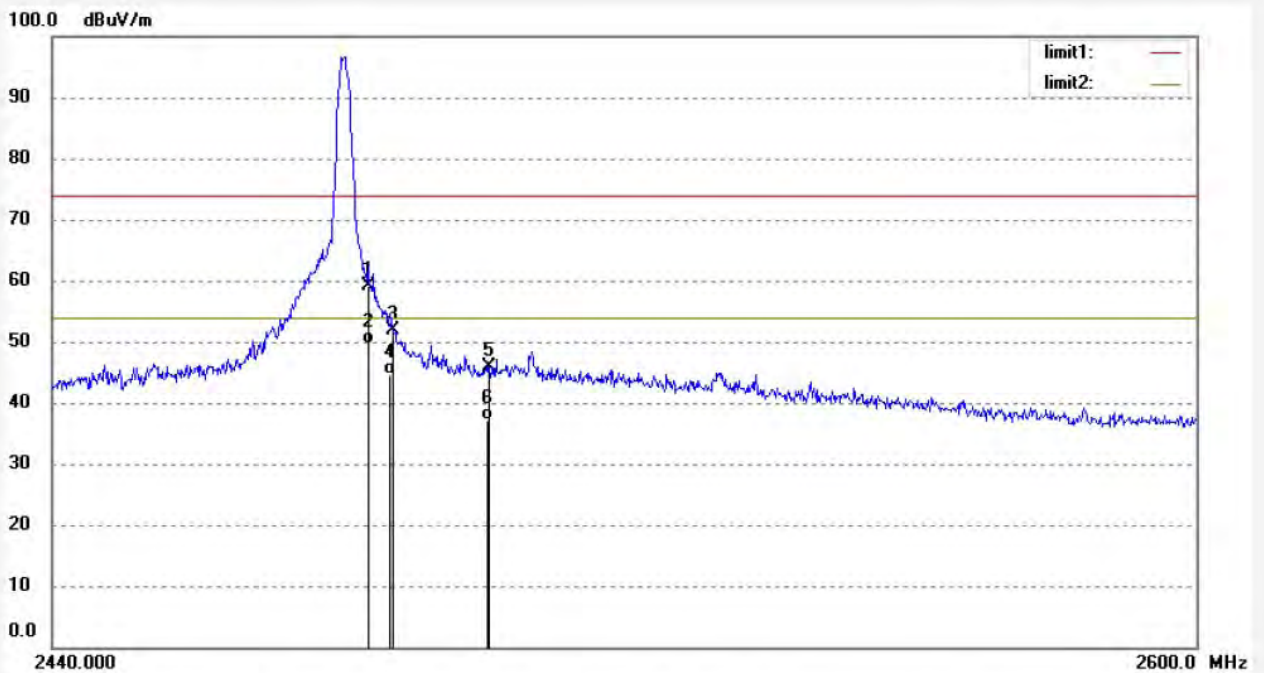
Site: 1# Chamber

Tel:+86-0755-26503290

Fax:+86-0755-26503396

Job No.: star #3968	Polarization: Vertical
Standard: FCC PK	Power Source: DC 5V
Test item: Radiation Test	Date: 14/03/22/
Temp.(C)/Hum.(%) 25 C / 55 %	Time: 8/56/20
EUT: Accordion Bluetooth speaker	Engineer Signature:
Mode: TX 2480MHz(PI/4DQPSK)	Distance: 3m
Model: ASP-707	
Manufacturer: ATake	

Note: Report No.:ATE20140318



No.	Freq. (MHz)	Reading (dBuV/m)	Factor (dB)	Result (dBuV/m)	Limit (dBuV/m)	Margin (dB)	Detector	Height (cm)	Degree (deg.)	Remark
1	2483.500	65.77	-6.54	59.23	74.00	-14.77	peak			
2	2483.500	56.24	-6.54	49.70	54.00	-4.30	AVG			
3	2486.720	58.34	-6.53	51.81	74.00	-22.19	peak			
4	2486.720	51.22	-6.53	44.69	54.00	-9.31	AVG			
5	2500.000	52.40	-6.50	45.90	74.00	-28.10	peak			
6	2500.000	43.55	-6.50	37.05	54.00	-16.95	AVG			



ACCURATE TECHNOLOGY CO., LTD.

F1,Bldg,A,Changyuan New Material Port Keyuan Rd,
Science & Industry Park,Nanshan Shenzhen,P.R.China

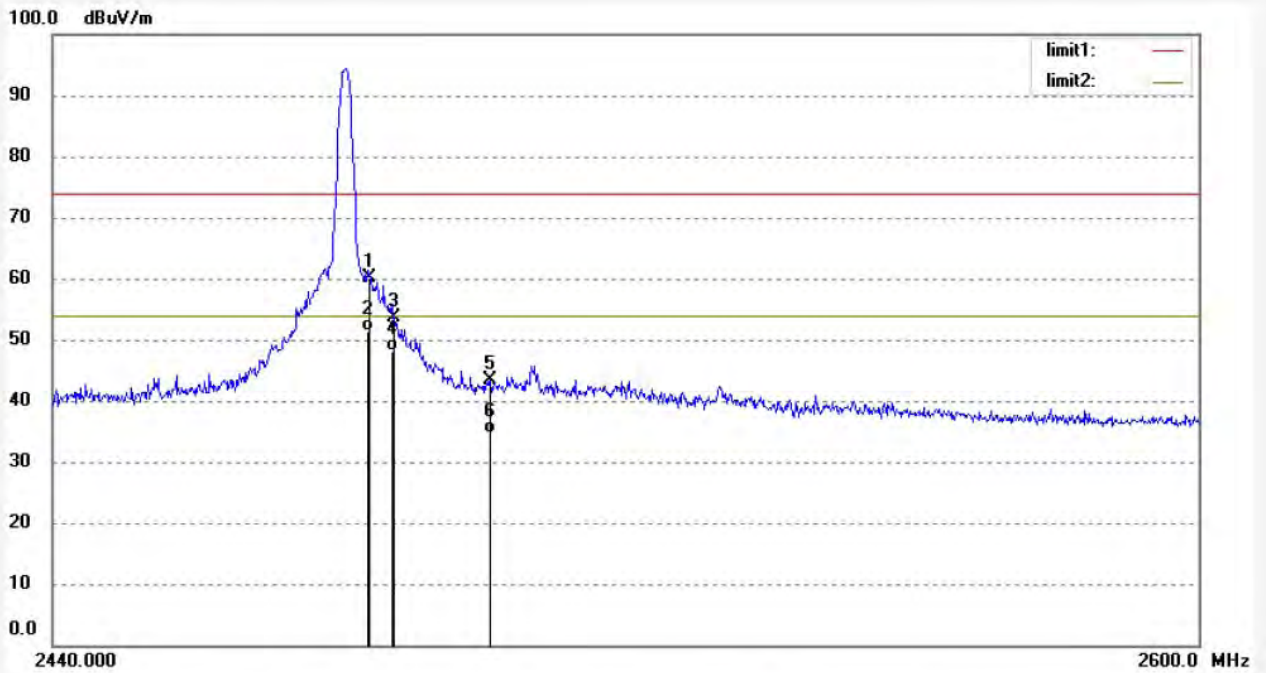
Site: 1# Chamber

Tel:+86-0755-26503290

Fax:+86-0755-26503396

Job No.: star #3969	Polarization: Horizontal
Standard: FCC PK	Power Source: DC 5V
Test item: Radiation Test	Date: 14/03/22/
Temp.(C)/Hum.(%) 25 C / 55 %	Time: 8/58/07
EUT: Accordion Bluetooth speaker	Engineer Signature:
Mode: TX 2480MHz(PI/4DQPSK)	Distance: 3m
Model: ASP-707	
Manufacturer: ATake	

Note: Report No.:ATE20140318



No.	Freq. (MHz)	Reading (dBuV/m)	Factor (dB)	Result (dBuV/m)	Limit (dBuV/m)	Margin (dB)	Detector	Height (cm)	Degree (deg.)	Remark
1	2483.500	66.66	-6.54	60.12	74.00	-13.88	peak			
2	2483.500	57.88	-6.54	51.34	54.00	-2.66	AVG			
3	2486.720	60.19	-6.53	53.66	74.00	-20.34	peak			
4	2486.720	54.57	-6.53	48.04	54.00	-5.96	AVG			
5	2500.000	49.84	-6.50	43.34	74.00	-30.66	peak			
6	2500.000	41.24	-6.50	34.74	54.00	-19.26	AVG			



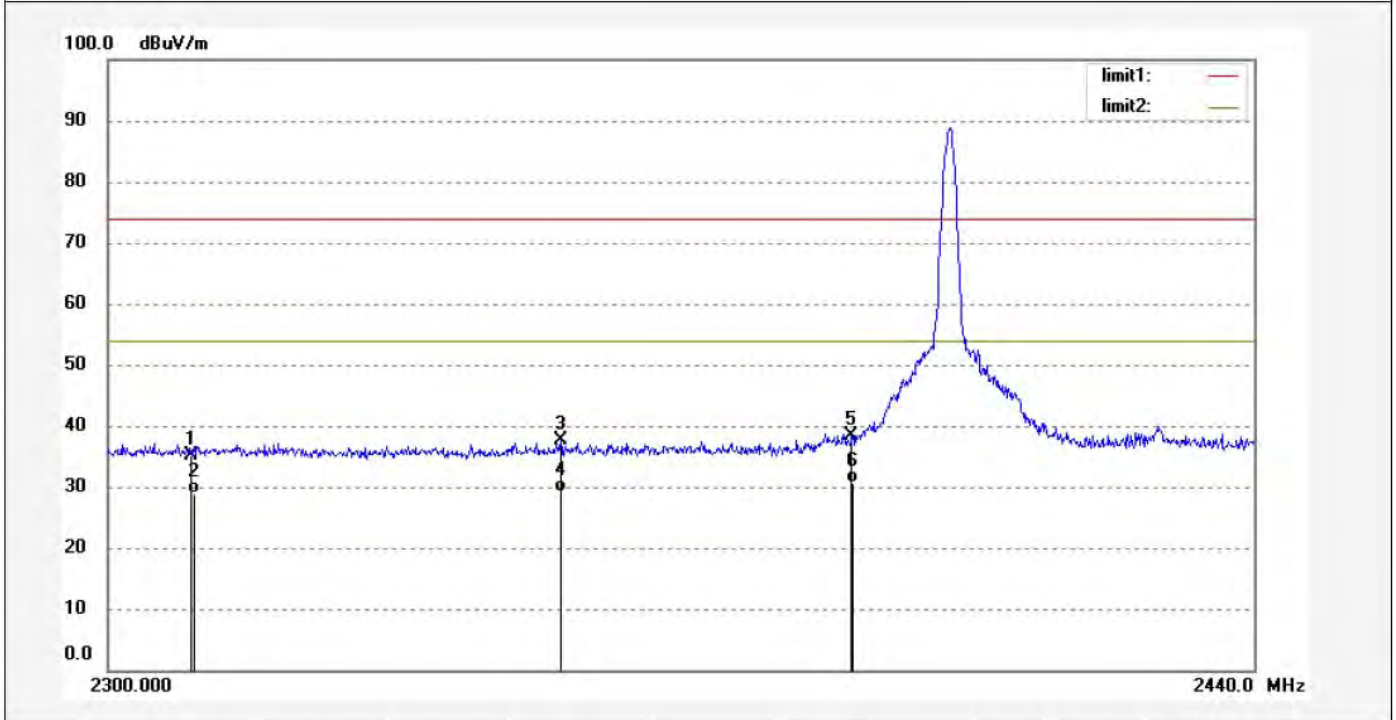
ACCURATE TECHNOLOGY CO., LTD.

F1,Bldg,A,Changyuan New Material Port Keyuan Rd,
Science & Industry Park,Nanshan Shenzhen,P.R.China

Site: 1# Chamber
Tel:+86-0755-26503290
Fax:+86-0755-26503396

Job No.: star #3973	Polarization: Horizontal
Standard: FCC PK	Power Source: DC 5V
Test item: Radiation Test	Date: 14/03/22/
Temp.(C)/Hum.(%) 25 C / 55 %	Time: 9/07/10
EUT: Accordion Bluetooth speaker	Engineer Signature:
Mode: TX 2402MHz(8QPSK)	Distance: 3m
Model: ASP-707	
Manufacturer: ATake	

Note: Report No.:ATE20140318



No.	Freq. (MHz)	Reading (dBuV/m)	Factor (dB)	Result (dBuV/m)	Limit (dBuV/m)	Margin (dB)	Detector	Height (cm)	Degree (deg.)	Remark
1	2310.000	42.15	-6.99	35.16	74.00	-38.84	peak			
2	2310.000	35.82	-6.99	28.83	54.00	-25.17	AVG			
3	2354.320	44.42	-6.88	37.54	74.00	-36.46	peak			
4	2354.320	35.97	-6.88	29.09	54.00	-24.91	AVG			
5	2390.000	45.22	-6.78	38.44	74.00	-35.56	peak			
6	2390.000	37.37	-6.78	30.59	54.00	-23.41	AVG			



ACCURATE TECHNOLOGY CO., LTD.

F1,Bldg,A,Changyuan New Material Port Keyuan Rd,
Science & Industry Park,Nanshan Shenzhen,P.R.China

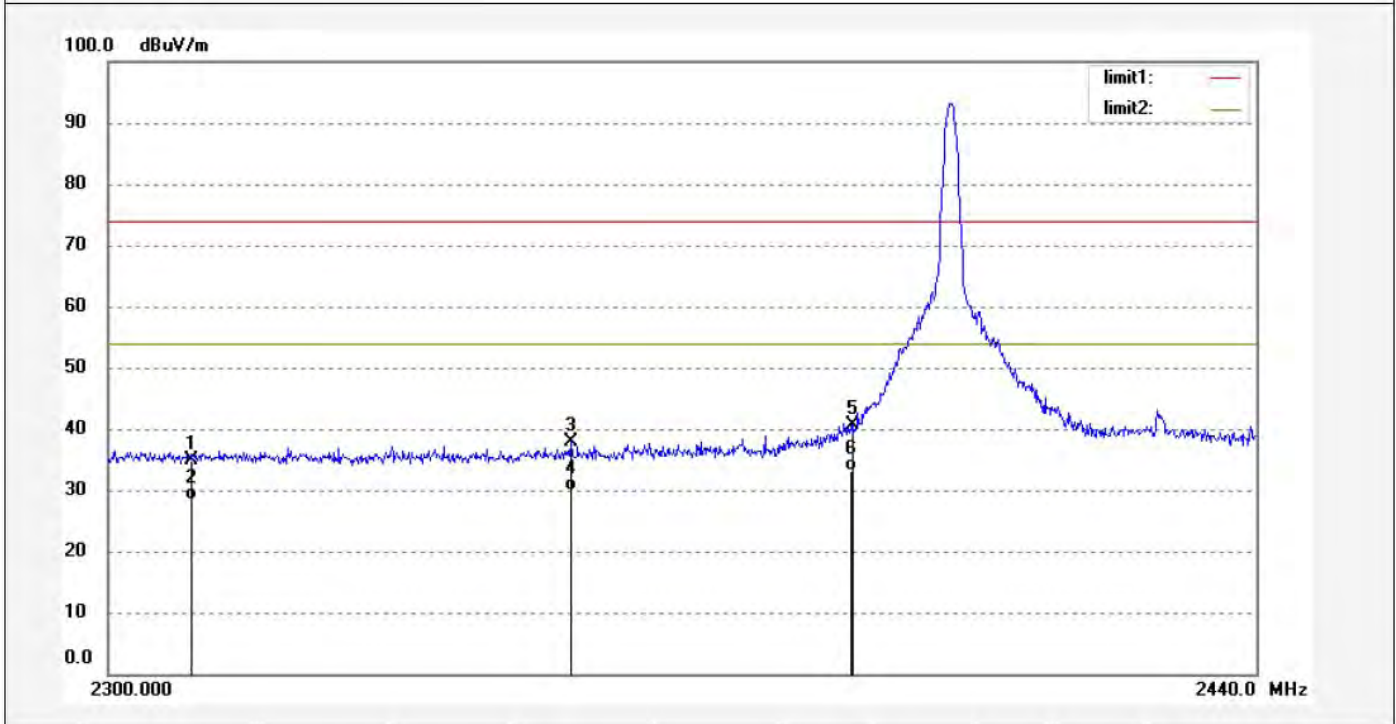
Site: 1# Chamber

Tel:+86-0755-26503290

Fax:+86-0755-26503396

Job No.: star #3972	Polarization: Vertical
Standard: FCC PK	Power Source: DC 5V
Test item: Radiation Test	Date: 14/03/22/
Temp.(C)/Hum.(%) 25 C / 55 %	Time: 9/05/22
EUT: Accordion Bluetooth speaker	Engineer Signature:
Mode: TX 2402MHz(8QPSK)	Distance: 3m
Model: ASP-707	
Manufacturer: ATake	

Note: Report No.:ATE20140318



No.	Freq. (MHz)	Reading (dBuV/m)	Factor (dB)	Result (dBuV/m)	Limit (dBuV/m)	Margin (dB)	Detector	Height (cm)	Degree (deg.)	Remark
1	2310.000	41.95	-6.99	34.96	74.00	-39.04	peak			
2	2310.000	35.40	-6.99	28.41	54.00	-25.59	AVG			
3	2355.440	44.66	-6.88	37.78	74.00	-36.22	peak			
4	2355.440	36.88	-6.88	30.00	54.00	-24.00	AVG			
5	2390.000	47.31	-6.78	40.53	74.00	-33.47	peak			
6	2390.000	40.00	-6.78	33.22	54.00	-20.78	AVG			



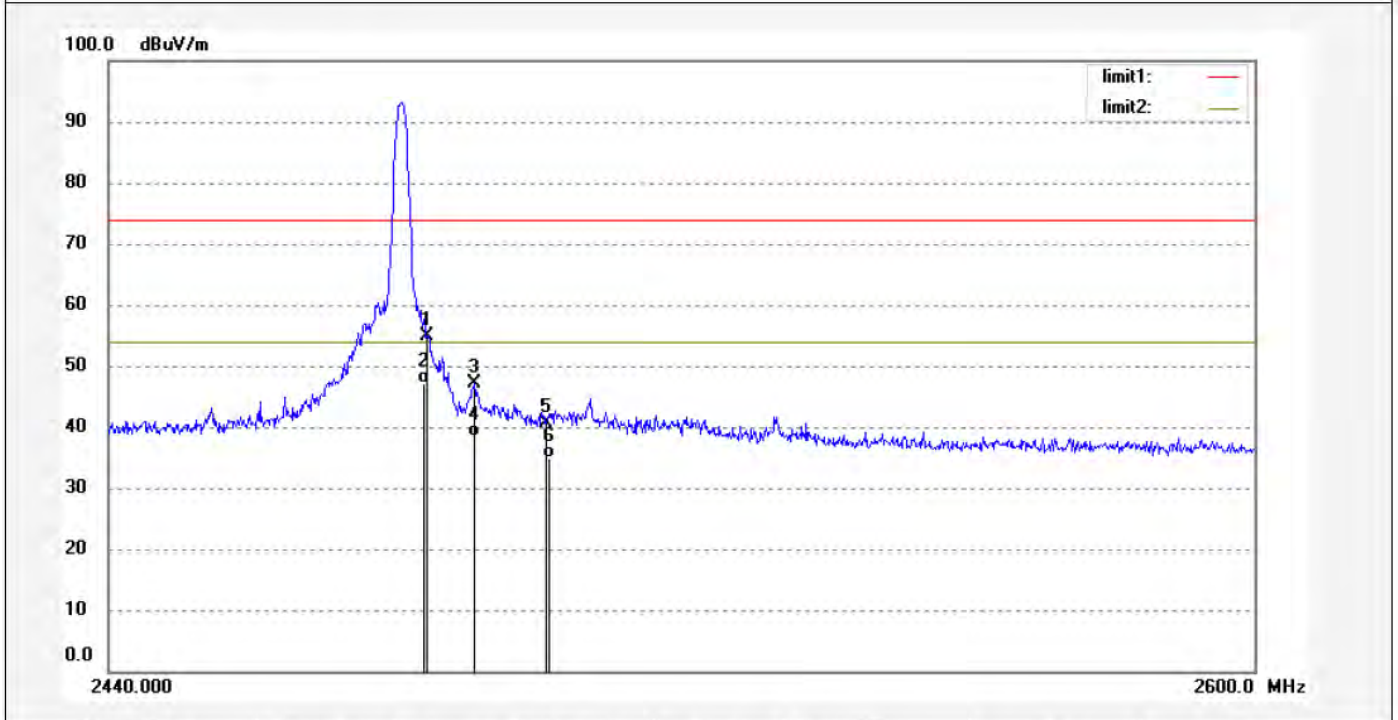
ACCURATE TECHNOLOGY CO., LTD.

F1,Bldg,A,Changyuan New Material Port Keyuan Rd,
Science & Industry Park,Nanshan Shenzhen,P.R.China

Site: 1# Chamber
Tel:+86-0755-26503290
Fax:+86-0755-26503396

Job No.: star #3966	Polarization: Horizontal
Standard: FCC PK	Power Source: DC 5V
Test item: Radiation Test	Date: 14/03/22/
Temp.(C)/Hum.(%) 25 C / 55 %	Time: 8/58/59
EUT: Accordion Bluetooth speaker	Engineer Signature:
Mode: TX 2480MHz(8QPSK)	Distance: 3m
Model: ASP-707	
Manufacturer: ATake	

Note: Report No.:ATE20140318



No.	Freq. (MHz)	Reading (dBuV/m)	Factor (dB)	Result (dBuV/m)	Limit (dBuV/m)	Margin (dB)	Detector	Height (cm)	Degree (deg.)	Remark
1	2483.500	61.31	-6.54	54.77	74.00	-19.23	peak			
2	2483.500	53.57	-6.54	47.03	54.00	-6.97	AVG			
3	2490.080	53.58	-6.52	47.06	74.00	-26.94	peak			
4	2490.080	44.85	-6.52	38.33	54.00	-15.67	AVG			
5	2500.000	47.02	-6.50	40.52	74.00	-33.48	peak			
6	2500.000	41.28	-6.50	34.78	54.00	-19.22	AVG			



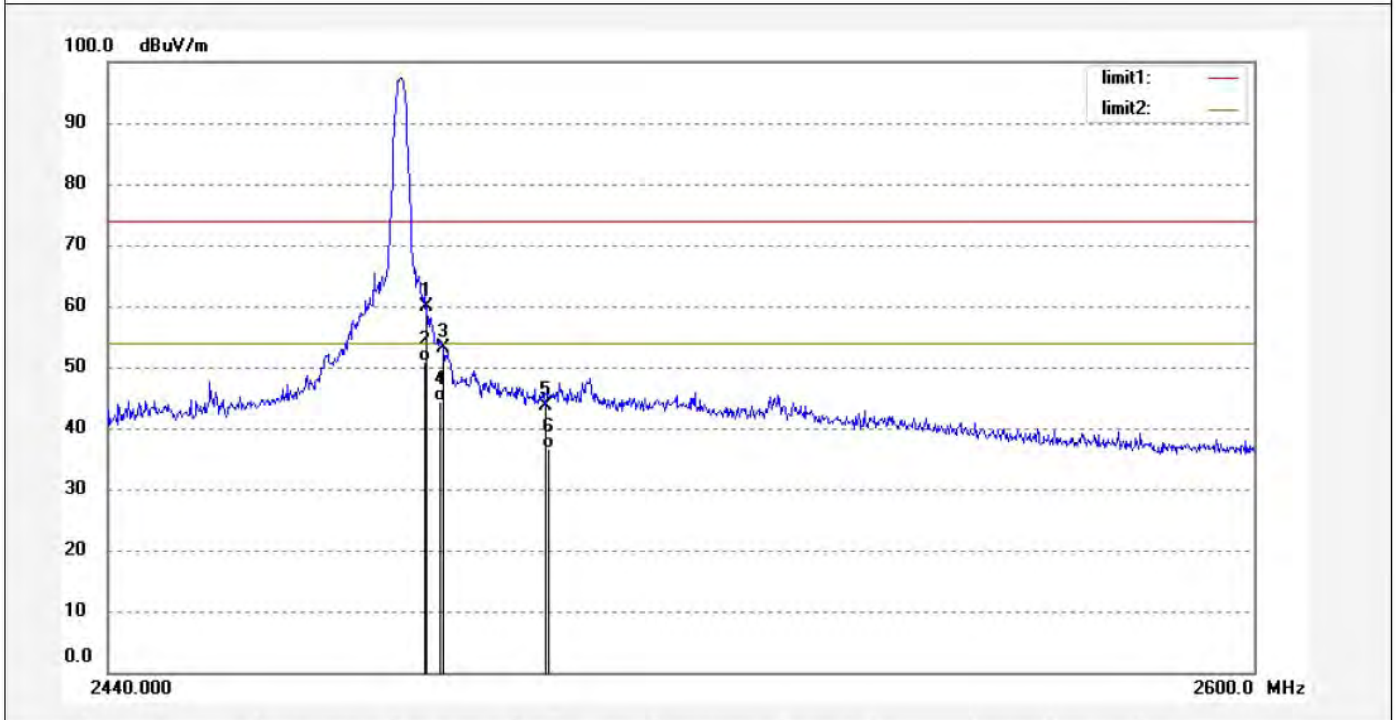
ACCURATE TECHNOLOGY CO., LTD.

F1,Bldg,A,Changyuan New Material Port Keyuan Rd,
Science & Industry Park,Nanshan Shenzhen,P.R.China

Site: 1# Chamber
Tel:+86-0755-26503290
Fax:+86-0755-26503396

Job No.: star #3967	Polarization: Vertical
Standard: FCC PK	Power Source: DC 5V
Test item: Radiation Test	Date: 14/03/22/
Temp.(C)/Hum.(%) 25 C / 55 %	Time: 8/59/53
EUT: Accordion Bluetooth speaker	Engineer Signature:
Mode: TX 2480MHz(8QPSK)	Distance: 3m
Model: ASP-707	
Manufacturer: ATake	

Note: Report No.:ATE20140318



No.	Freq. (MHz)	Reading (dBuV/m)	Factor (dB)	Result (dBuV/m)	Limit (dBuV/m)	Margin (dB)	Detector	Height (cm)	Degree (deg.)	Remark
1	2483.500	66.37	-6.54	59.83	74.00	-14.17	peak			
2	2483.500	57.50	-6.54	50.96	54.00	-3.04	AVG			
3	2485.920	59.69	-6.54	53.15	74.00	-20.85	peak			
4	2485.920	50.87	-6.54	44.33	54.00	-9.67	AVG			
5	2500.000	50.10	-6.50	43.60	74.00	-30.40	peak			
6	2500.000	43.20	-6.50	36.70	54.00	-17.30	AVG			

Hopping mode



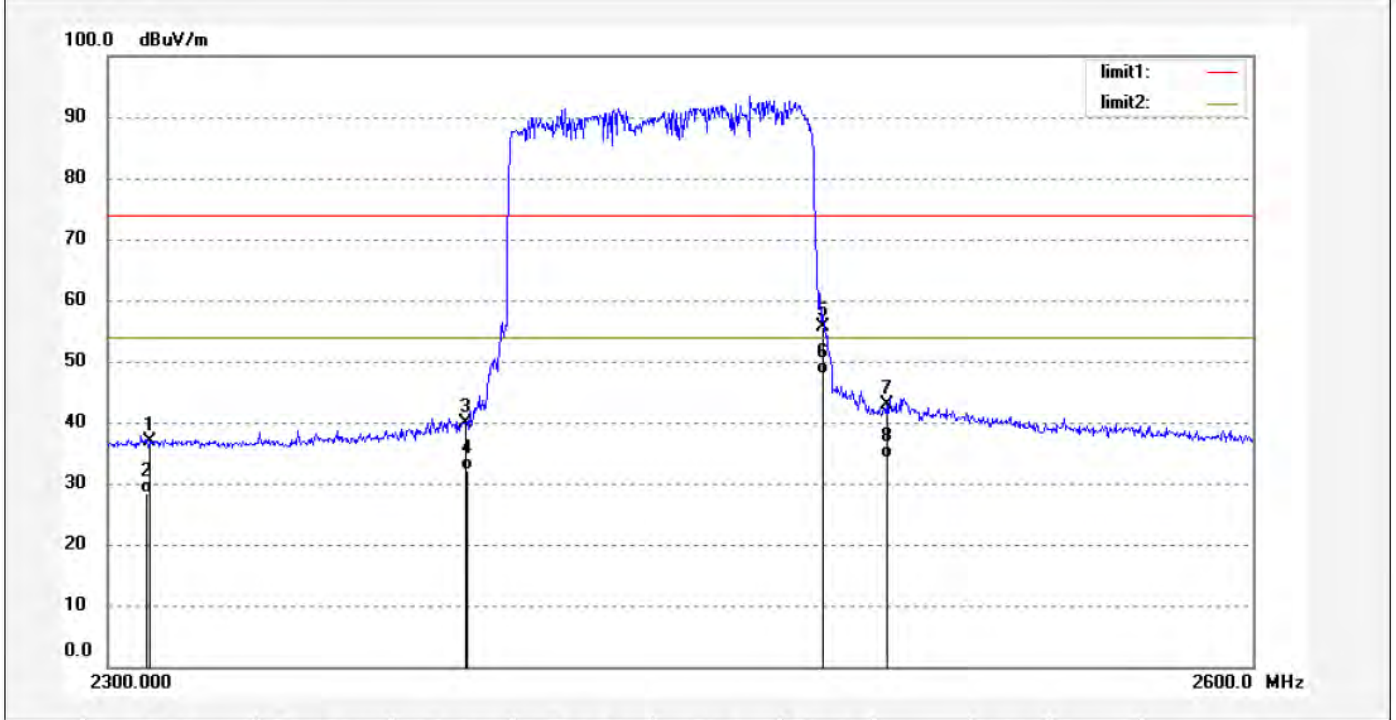
ACCURATE TECHNOLOGY CO., LTD.

F1,Bldg,A,Changyuan New Material Port Keyuan Rd,
Science & Industry Park,Nanshan Shenzhen,P.R.China

Site: 1# Chamber
Tel:+86-0755-26503290
Fax:+86-0755-26503396

Job No.: star #3976	Polarization: Horizontal
Standard: FCC PK	Power Source: DC 5V
Test item: Radiation Test	Date: 14/03/22/
Temp.(C)/Hum.(%) 25 C / 55 %	Time: 9/18/04
EUT: Accordion Bluetooth speaker	Engineer Signature:
Mode: HOPPING (GFSK)	Distance: 3m
Model: ASP-707	
Manufacturer: ATake	

Note: Report No.:ATE20140318



No.	Freq. (MHz)	Reading (dBuV/m)	Factor (dB)	Result (dBuV/m)	Limit (dBuV/m)	Margin (dB)	Detector	Height (cm)	Degree (deg.)	Remark
1	2310.000	43.82	-6.99	36.83	74.00	-37.17	peak			
2	2310.000	35.28	-6.99	28.29	54.00	-25.71	AVG			
3	2390.000	46.66	-6.78	39.88	74.00	-34.12	peak			
4	2390.000	38.90	-6.78	32.12	54.00	-21.88	AVG			
5	2483.500	62.21	-6.54	55.67	74.00	-18.33	peak			
6	2483.500	54.32	-6.54	47.78	54.00	-6.22	AVG			
7	2500.000	49.28	-6.50	42.78	74.00	-31.22	peak			
8	2500.000	40.58	-6.50	34.08	54.00	-19.92	AVG			



ACCURATE TECHNOLOGY CO., LTD.

F1,Bldg,A,Changyuan New Material Port Keyuan Rd,
Science & Industry Park,Nanshan Shenzhen,P.R.China

Site: 1# Chamber
Tel:+86-0755-26503290
Fax:+86-0755-26503396

Job No.: star #3977

Standard: FCC PK

Test item: Radiation Test

Temp.(C)/Hum.(%) 25 C / 55 %

EUT: Accordion Bluetooth speaker

Mode: HOPPING (GFSK)

Model: ASP-707

Manufacturer: ATake

Polarization: Vertical

Power Source: DC 5V

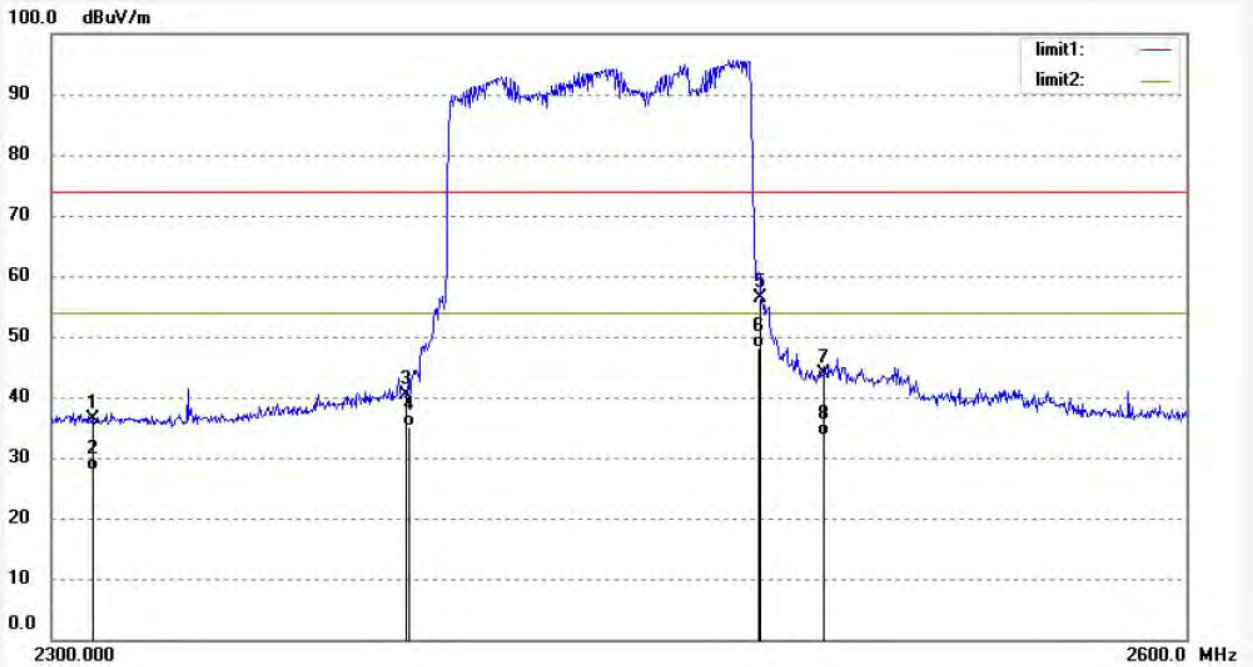
Date: 14/03/22/

Time: 9/20/41

Engineer Signature:

Distance: 3m

Note: Report No.:ATE20140318



No.	Freq. (MHz)	Reading (dBuV/m)	Factor (dB)	Result (dBuV/m)	Limit (dBuV/m)	Margin (dB)	Detector	Height (cm)	Degree (deg.)	Remark
1	2310.000	43.47	-6.99	36.48	74.00	-37.52	peak			
2	2310.000	34.92	-6.99	27.93	54.00	-26.07	AVG			
3	2390.000	47.25	-6.78	40.47	74.00	-33.53	peak			
4	2390.000	41.92	-6.78	35.14	54.00	-18.86	AVG			
5	2483.500	62.88	-6.54	56.34	74.00	-17.66	peak			
6	2483.500	54.71	-6.54	48.17	54.00	-5.83	AVG			
7	2500.000	50.35	-6.50	43.85	74.00	-30.15	peak			
8	2500.000	40.21	-6.50	33.71	54.00	-20.29	AVG			



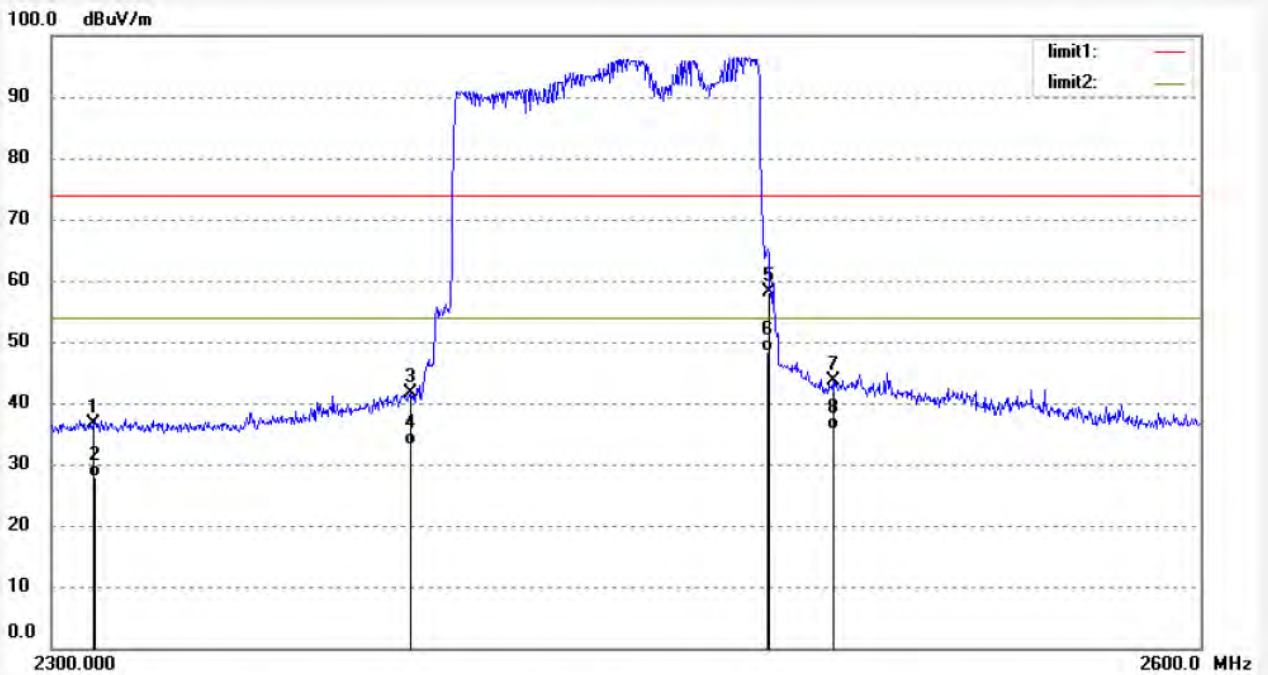
ACCURATE TECHNOLOGY CO., LTD.

F1,Bldg,A,Changyuan New Material Port Keyuan Rd,
Science & Industry Park,Nanshan Shenzhen,P.R.China

Site: 1# Chamber
Tel:+86-0755-26503290
Fax:+86-0755-26503396

Job No.: star #3978	Polarization: Vertical
Standard: FCC PK	Power Source: DC 5V
Test item: Radiation Test	Date: 14/03/22/
Temp.(C)/Hum.(%) 25 C / 55 %	Time: 9/22/40
EUT: Accordion Bluetooth speaker	Engineer Signature:
Mode: HOPPING (PI/4DQPSK)	Distance: 3m
Model: ASP-707	
Manufacturer: ATake	

Note: Report No.:ATE20140318



No.	Freq. (MHz)	Reading (dBuV/m)	Factor (dB)	Result (dBuV/m)	Limit (dBuV/m)	Margin (dB)	Detector	Height (cm)	Degree (deg.)	Remark
1	2310.000	43.61	-6.99	36.62	74.00	-37.38	peak			
2	2310.000	34.97	-6.99	27.98	54.00	-26.02	AVG			
3	2390.000	48.39	-6.78	41.61	74.00	-32.39	peak			
4	2390.000	39.99	-6.78	33.21	54.00	-20.79	AVG			
5	2483.500	64.73	-6.54	58.19	74.00	-15.81	peak			
6	2483.500	54.91	-6.54	48.37	54.00	-5.63	AVG			
7	2500.000	50.12	-6.50	43.62	74.00	-30.38	peak			
8	2500.000	42.11	-6.50	35.61	54.00	-18.39	AVG			



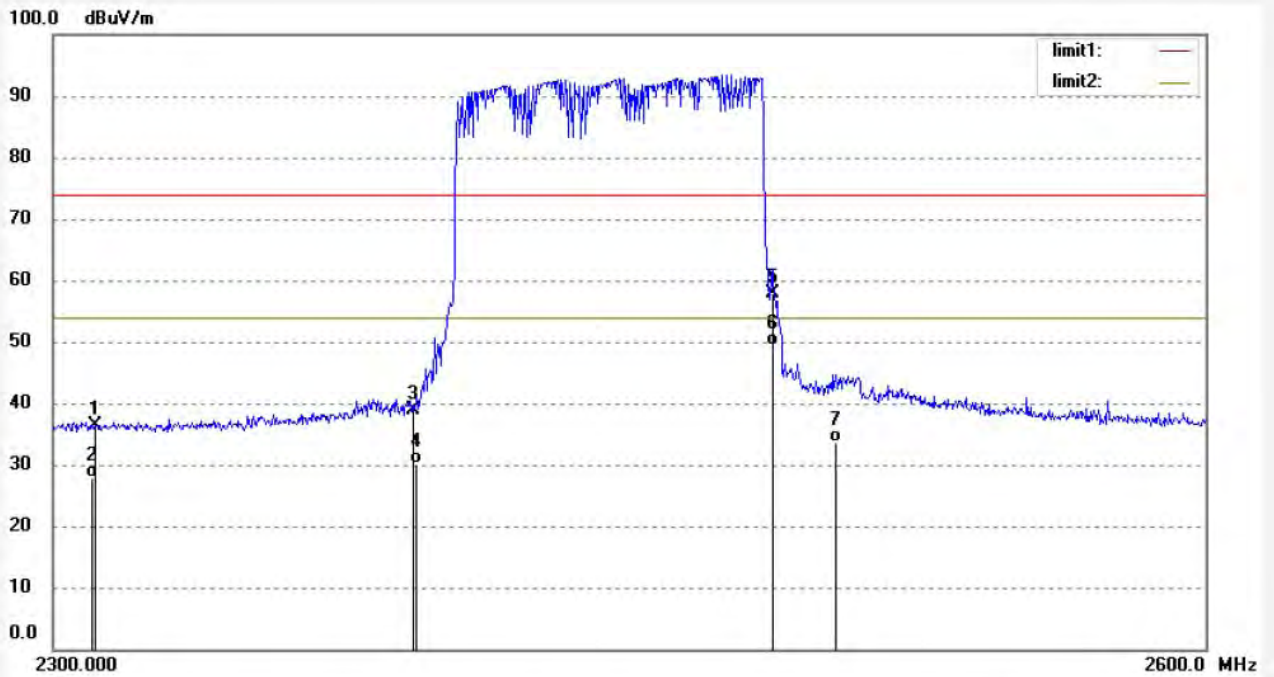
ACCURATE TECHNOLOGY CO., LTD.

F1,Bldg,A,Changyuan New Material Port Keyuan Rd,
Science & Industry Park,Nanshan Shenzhen,P.R.China

Site: 1# Chamber
Tel:+86-0755-26503290
Fax:+86-0755-26503396

Job No.: star #3979	Polarization: Horizontal
Standard: FCC PK	Power Source: DC 5V
Test item: Radiation Test	Date: 14/03/22/
Temp.(C)/Hum.(%) 25 C / 55 %	Time: 9/25/53
EUT: Accordion Bluetooth speaker	Engineer Signature:
Mode: HOPPING(PI/4DQPSK)	Distance: 3m
Model: ASP-707	
Manufacturer: ATake	

Note: Report No.:ATE20140318



No.	Freq. (MHz)	Reading (dBuV/m)	Factor (dB)	Result (dBuV/m)	Limit (dBuV/m)	Margin (dB)	Detector	Height (cm)	Degree (deg.)	Remark
1	2310.000	43.42	-6.99	36.43	74.00	-37.57	peak			
2	2310.000	34.75	-6.99	27.76	54.00	-26.24	AVG			
3	2390.000	45.67	-6.78	38.89	74.00	-35.11	peak			
4	2390.000	36.82	-6.78	30.04	54.00	-23.96	AVG			
5	2483.500	64.54	-6.54	58.00	74.00	-16.00	peak			
6	2483.500	55.91	-6.54	49.37	54.00	-4.63	AVG			
7	2500.000	40.20	-6.50	33.70	54.00	-20.30	AVG			



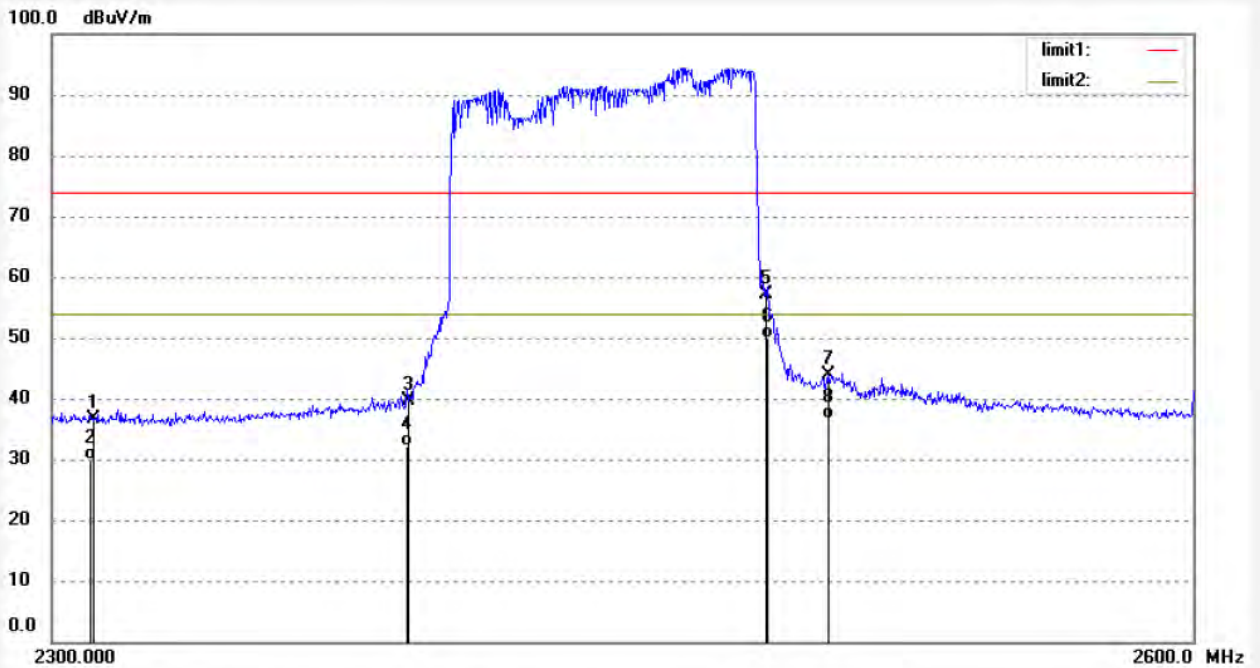
ACCURATE TECHNOLOGY CO., LTD.

F1,Bldg,A,Changyuan New Material Port Keyuan Rd,
Science & Industry Park,Nanshan Shenzhen,P.R.China

Site: 1# Chamber
Tel:+86-0755-26503290
Fax:+86-0755-26503396

Job No.: star #3980	Polarization: Horizontal
Standard: FCC PK	Power Source: DC 5V
Test item: Radiation Test	Date: 14/03/22/
Temp.(C)/Hum.(%) 25 C / 55 %	Time: 9/32/13
EUT: Accordion Bluetooth speaker	Engineer Signature:
Mode: HOPPING (8QPSK)	Distance: 3m
Model: ASP-707	
Manufacturer: ATake	

Note: Report No.:ATE20140318



No.	Freq. (MHz)	Reading (dBuV/m)	Factor (dB)	Result (dBuV/m)	Limit (dBuV/m)	Margin (dB)	Detector	Height (cm)	Degree (deg.)	Remark
1	2310.000	43.63	-6.99	36.64	74.00	-37.36	peak			
2	2310.000	36.87	-6.99	29.88	54.00	-24.12	AVG			
3	2390.000	46.29	-6.78	39.51	74.00	-34.49	peak			
4	2390.000	38.99	-6.78	32.21	54.00	-21.79	AVG			
5	2483.500	63.62	-6.54	57.08	74.00	-16.92	peak			
6	2483.500	56.31	-6.54	49.77	54.00	-4.23	AVG			
7	2500.000	50.27	-6.50	43.77	74.00	-30.23	peak			
8	2500.000	43.22	-6.50	36.72	54.00	-17.28	AVG			



ACCURATE TECHNOLOGY CO., LTD.

F1,Bldg,A,Changyuan New Material Port Keyuan Rd,
Science & Industry Park,Nanshan Shenzhen,P.R.China

Site: 1# Chamber
Tel:+86-0755-26503290
Fax:+86-0755-26503396

Job No.: star #3981

Standard: FCC PK

Test item: Radiation Test

Temp.(C)/Hum.(%) 25 C / 55 %

EUT: Accordion Bluetooth speaker

Mode: HOPPING (8QPSK)

Model: ASP-707

Manufacturer: ATake

Polarization: Vertical

Power Source: DC 5V

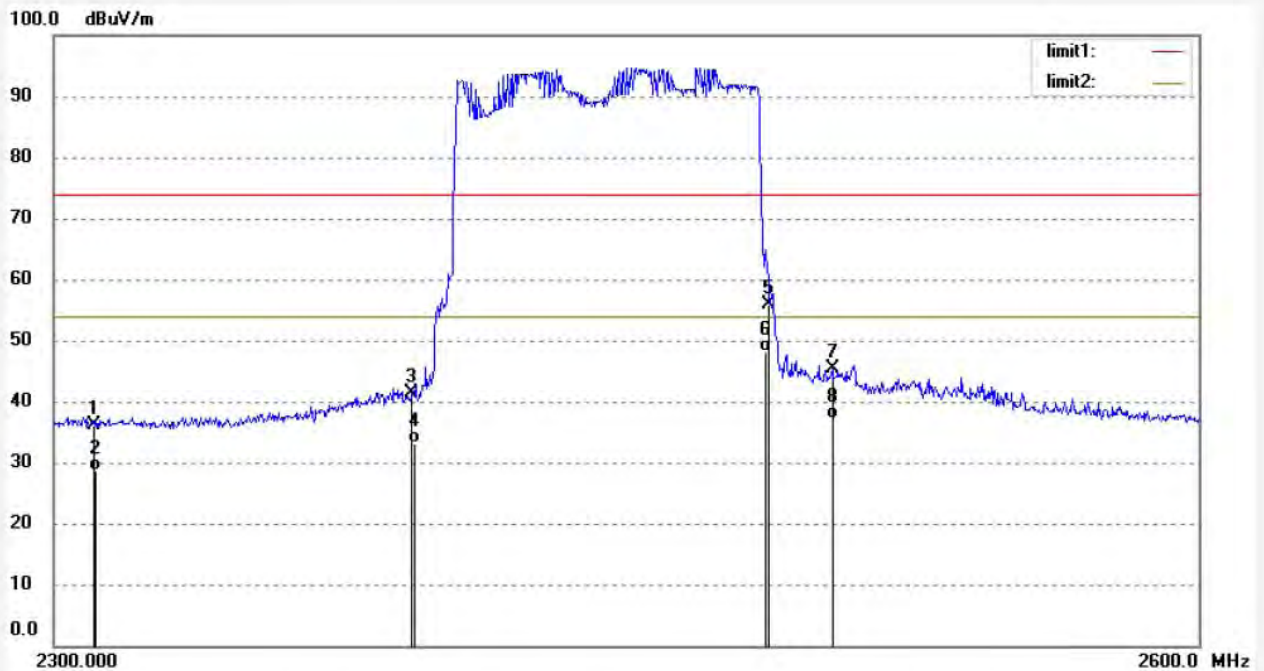
Date: 14/03/22/

Time: 9/38/58

Engineer Signature:

Distance: 3m

Note: Report No.:ATE20140318



No.	Freq. (MHz)	Reading (dBuV/m)	Factor (dB)	Result (dBuV/m)	Limit (dBuV/m)	Margin (dB)	Detector	Height (cm)	Degree (deg.)	Remark
1	2310.000	43.14	-6.99	36.15	74.00	-37.85	peak			
2	2310.000	35.67	-6.99	28.68	54.00	-25.32	AVG			
3	2390.000	48.04	-6.78	41.26	74.00	-32.74	peak			
4	2390.000	39.86	-6.78	33.08	54.00	-20.92	AVG			
5	2483.500	62.31	-6.54	55.77	74.00	-18.23	peak			
6	2483.500	54.57	-6.54	48.03	54.00	-5.97	AVG			
7	2500.000	51.81	-6.50	45.31	74.00	-28.69	peak			
8	2500.000	43.55	-6.50	37.05	54.00	-16.95	AVG			

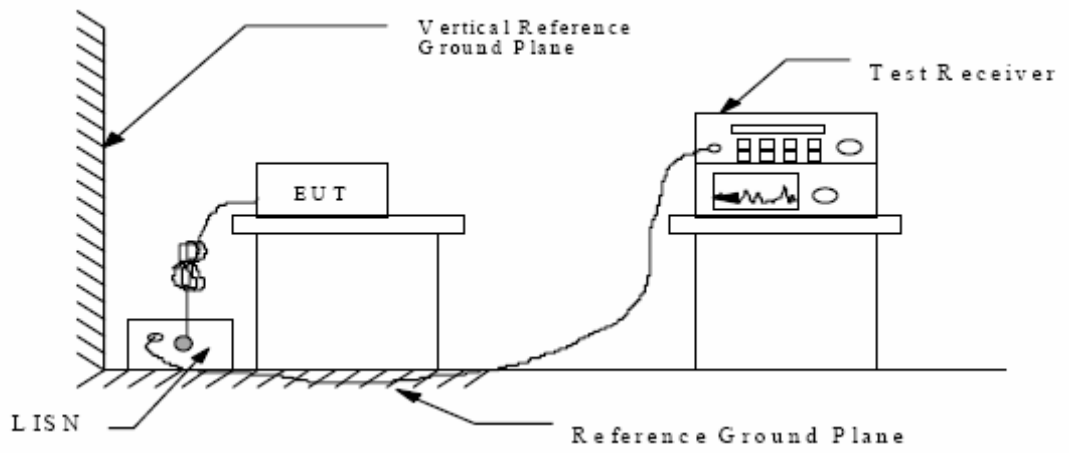
12.AC POWER LINE CONDUCTED EMISSION FOR FCC PART

15 SECTION 15.207(A)

12.1.Block Diagram of Test Setup

12.1.1.Block diagram of connection between the EUT and simulators

12.1.2.Shielding Room Test Setup Diagram



(EUT: Accordion Bluetooth Speaker)

12.2.The Emission Limit

12.2.1.Conducted Emission Measurement Limits According to Section 15.207(a)

Frequency (MHz)	Limit dB(μV)	
	Quasi-peak Level	Average Level
0.15 - 0.50	66.0 – 56.0 *	56.0 – 46.0 *
0.50 - 5.00	56.0	46.0
5.00 - 30.00	60.0	50.0

* Decreases with the logarithm of the frequency.

12.3. Configuration of EUT on Measurement

The equipment are installed on the Conducted Emission Measurement to meet the commission requirements and operating regulations in a manner which tends to maximize its emission characteristics in normal application.

12.4. Operating Condition of EUT

12.4.1. Setup the EUT and simulator as shown as Section 11.1.

12.4.2. Turn on the power of all equipment.

12.4.3. Let the EUT work in TX (Operation) mode measure it.

12.5. Test Procedure

The EUT is put on the plane 0.8m high above the ground by insulating support and is connected to the power mains through a line impedance stabilization network (L.I.S.N.). This provides a 50ohm coupling impedance for the EUT system. Please refer the block diagram of the test setup and photographs. Both sides of AC lines are checked to find out the maximum conducted emission. In order to find the maximum emission levels, the relative positions of equipment and all of the interface cables shall be changed according to ANSI C63.4- 2009 on Conducted Emission Measurement.

The bandwidth of test receiver (R & S ESCS30) is set at 9 kHz.

The frequency range from 150 kHz to 30MHz is checked.

12.6. Power Line Conducted Emission Measurement Results

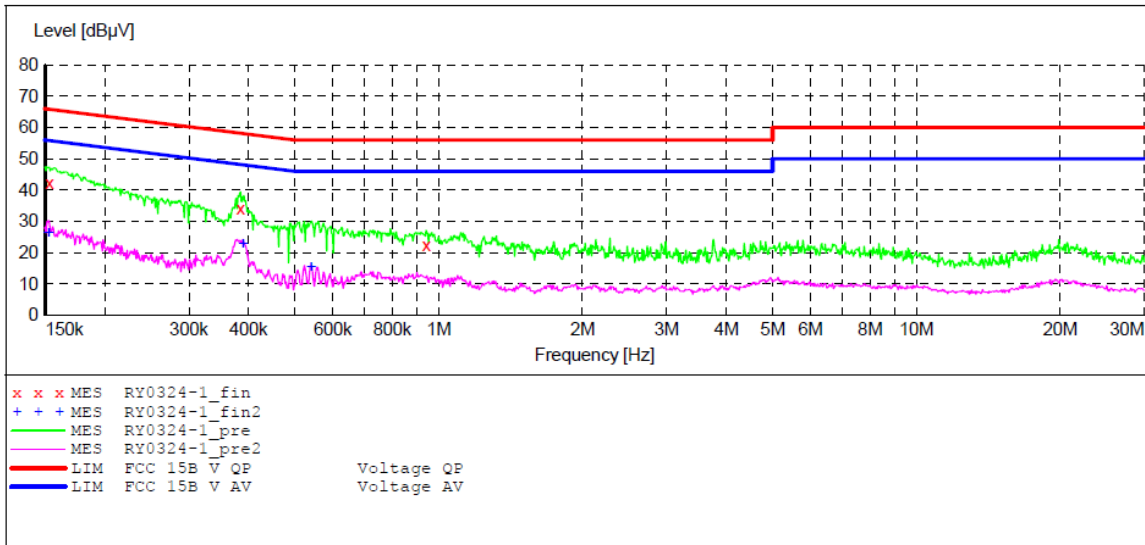
ACCURATE TECHNOLOGY CO., LTD

CONDUCTED EMISSION STANDARD FCC PART15B

EUT: Accordion Bluetooth Speaker M/N:ASP-707
 Manufacturer: ATake
 Operating Condition: Operation
 Test Site: 1#Shielding Room
 Operator: Ricky
 Test Specification: N 120V/60Hz
 Comment: Report No:ATE20140318

SCAN TABLE: "V 150K-30MHz fin"

Short Description: _SUB_STD_VTERM2 1.70
 Start Stop Step Detector Meas. IF Transducer
 Frequency Frequency Width Time Bandw.
 150.0 kHz 30.0 MHz 4.5 kHz QuasiPeak 1.0 s 9 kHz NSLK8126 2008
 Average



MEASUREMENT RESULT: "RY0324-1_fin"

3/24/2014 9:40AM

Frequency MHz	Level dBµV	Transd dB	Limit dBµV	Margin dB	Detector	Line	PE
0.153024	42.40	10.5	66	23.4	QP	N	GND
0.384811	34.10	10.7	58	24.1	QP	N	GND
0.941021	22.30	10.8	56	33.7	QP	N	GND

MEASUREMENT RESULT: "RY0324-1_fin2"

3/24/2014 9:40AM

Frequency MHz	Level dBµV	Transd dB	Limit dBµV	Margin dB	Detector	Line	PE
0.152414	26.40	10.5	56	29.5	AV	N	GND
0.389447	22.60	10.7	48	25.5	AV	N	GND
0.540273	15.50	10.7	46	30.5	AV	N	GND

ACCURATE TECHNOLOGY CO., LTD

CONDUCTED EMISSION STANDARD FCC PART15B

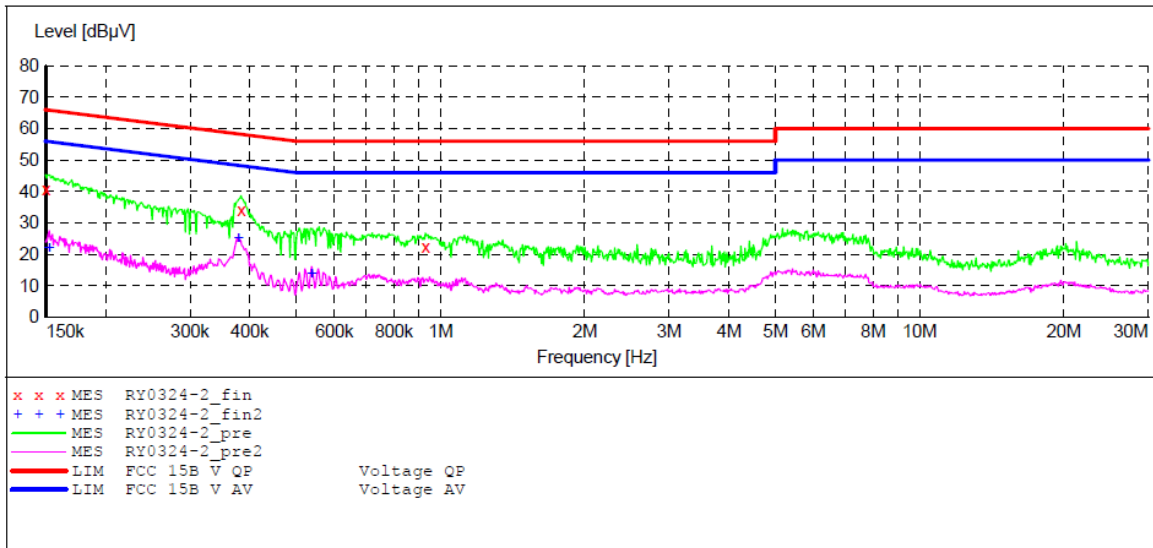
EUT: Accordion Bluetooth Speaker M/N:ASP-707
 Manufacturer: ATake
 Operating Condition: Operation
 Test Site: 1#Shielding Room
 Operator: Ricky
 Test Specification: L 120V/60Hz
 Comment:
 Report No:ATE20140318

SCAN TABLE: "V 150K-30MHz fin"

Short Description: _SUB_STD_VTERM2 1.70

Start Frequency	Stop Frequency	Step Width	Detector	Meas. Time	IF Bandw.	Transducer
150.0 kHz	30.0 MHz	4.5 kHz	QuasiPeak	1.0 s	9 kHz	NSLK8126 2008

Average



MEASUREMENT RESULT: "RY0324-2_fin"

3/24/2014 9:43AM

Frequency MHz	Level dBµV	Transd dB	Limit dBµV	Margin dB	Detector	Line	PE
0.150000	40.60	10.5	66	25.4	QP	L1	GND
0.383278	34.20	10.7	58	24.0	QP	L1	GND
0.929818	22.40	10.8	56	33.6	QP	L1	GND

MEASUREMENT RESULT: "RY0324-2_fin2"

3/24/2014 9:43AM

Frequency MHz	Level dBµV	Transd dB	Limit dBµV	Margin dB	Detector	Line	PE
0.152414	21.90	10.5	56	34.0	AV	L1	GND
0.378715	25.10	10.7	48	23.2	AV	L1	GND
0.538120	13.80	10.7	46	32.2	AV	L1	GND

13. ANTENNA REQUIREMENT

13.1. The Requirement

According to Section 15.203, an intentional radiator shall be designed to ensure that no antenna other than that furnished by the responsible party shall be used with the device.

13.2. Antenna Construction

The antenna is PCB Layout antenna, no consideration of replacement. Therefore, the equipment complies with the antenna requirement of Section 15.203.

