

PRODUCT FEATURES

- Collapsible chamber design for improved bass and treble performance; and can be used when folded flat or stretched out.
- Perfect for making calls at home or in the office with built-in omni-directional microphone.
- Bright LED lighting to display in the dark and to signal an incoming call.
- Multi-purpose collapsible design to straight it up, reclined, or hung it up, the speaker is a portable and stylish gadget.
- Compatible with phones, laptops, game systems, MP3 players, and other audio sources with Bluetooth support.
- Auxiliary port for devices without Bluetooth.
- Up to 4 hours of playtime with the built-in rechargeable battery.

! WARNING!

Risk of fire or electric shock

- Ensure that air can circulate freely through the ventilation holes on this unit. Allow at least 5cm~10cm clearance around the unit.
- Never expose this unit to direct sunlight, naked flames or heat.
- Never place this unit on other electrical equipment.
- Keep away from this unit during lightning storms.
- Never remove the casing of this unit. Please leave all maintenance work to qualified personnel.
- Keep this unit away from water, moisture and liquid-filled objects.

! CAUTION!

This electronic unit contains recyclable material, only a professional technician can dismantle this unit. If you discard this unit, please send to the local recycle center. For disposing packing materials, used batteries and old equipment, please follow the local related regulations.

UNPACK

First carefully unpack all of the elements included in the box and confirm that you have all of the following:

- Accordion Bluetooth Speaker
- Micro USB to USB charging cable
- 3.5mm audio cable
- Quick Guide

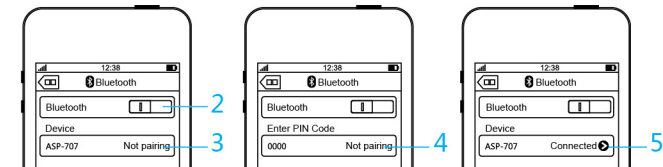
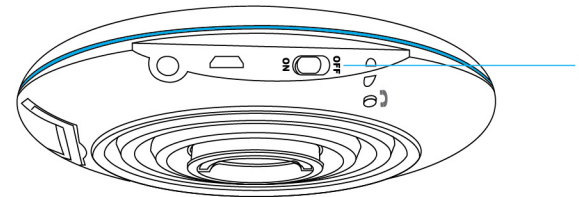
CHARGING

Make sure that your bluetooth speaker is fully charged before using it. A full charge is approximately 2 hours and plays continuously 4 hours then.

- Connect to a USB charging cable or use Micro USB cable to charge.
- When the LCD light indication is RED, the device is charging.
- The LED light indication goes off when the device is fully charged.
- When the battery is low, the speaker turns off automatically after hearing 3 monosyllabic. Please charge your speaker immediately.

PAIRING

- Activate Bluetooth on the phone.
- Turn the speaker ON and hear a single tone when setting to pairing mode.
 - (1) The blue Indicator blinks quickly and a string of tones appear while pairing.
 - (2) Search for new devices on your phone.
 - (3) Choose "ASP-707".
 - (4) Press 'Yes' or 'OK' on the phone and confirm with PIN code 0000 (4 zeros) if needed.
- Your phone will confirm when the pairing is complete and a single tone will appear to tell you that the bluetooth speaker is connected.
- REMARK: Every time the bluetooth speaker is switched on, it will connect to the last connected device automatically. Remember to turn off the device when not using it to save power.



OPERATING

Hands-free speakerphone

- When your mobile phone rings, the call is automatically connected to your speakerphone. You can press " " to answer the call, or press again to reject the call. To avoid the excessive echo affecting the call quality, please adjust the speakers to the appropriate volume during a call.

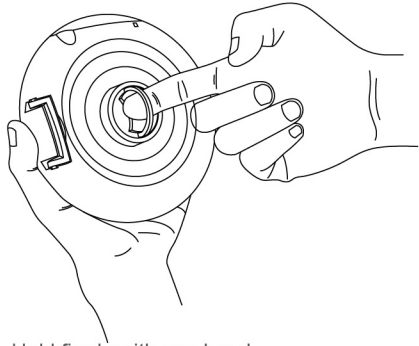
Answering incoming calls

- If you receive a call while listening to music on the bluetooth speaker the music will pause. After processing the incoming call, the music will continue to play.

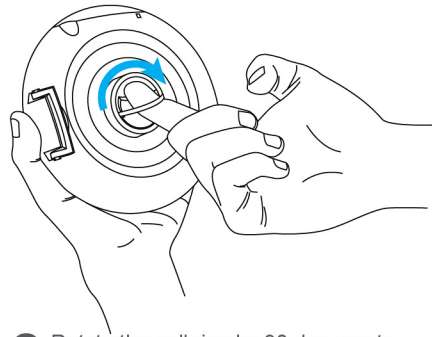
Connect to other music equipment

- Connect to other portable media players to the line-in port on the speaker using the supplied cable.

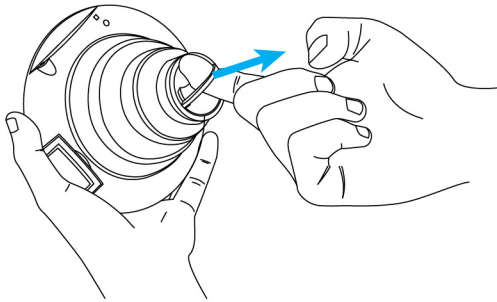
UNFOLD THE SPEAKER



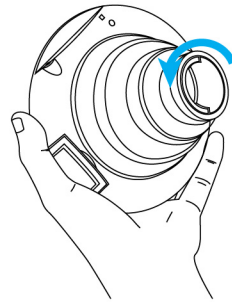
1 Hold firmly with one hand while the other to pull the ring



2 Rotate the pull ring by 90 degrees to release the safety valve

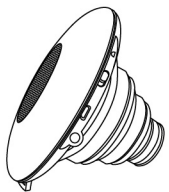


3 Use average force to pull the speaker

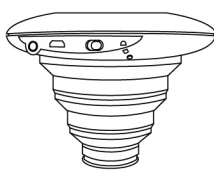


4 Rotate the pull ring by 90 degrees to close the safety valve and fold back the pull ring

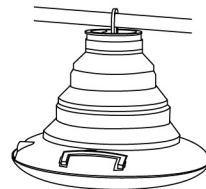
SPEAKER PLACEMENT



1 Put the speaker on the desktop by flip stand

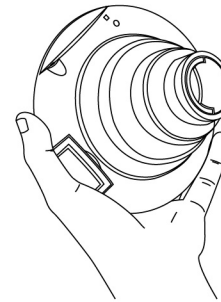


2 Rest the speaker on the desktop by its flat bottom

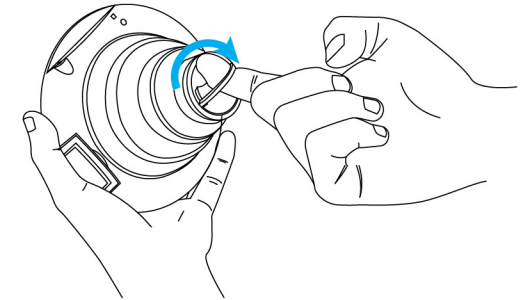


3 Hang the speaker by the pull ring

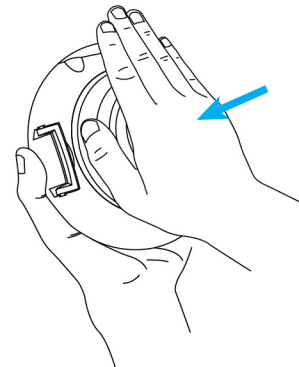
FLATTEN THE SPEAKER



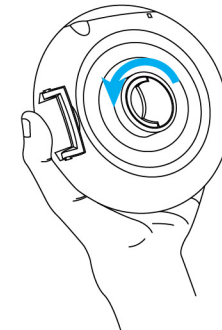
1 Hold firmly with one hand



2 Rotate the pull ring by 90 degrees to release the safety valve



3 Use average inward force to flatten the speaker



4 Rotate the pull ring by 90 degrees to close the safety valve and fold back the pull ring

Tip: The speaker is workable on flatten mode.

⚠ FCC STATEMENT

1. This device complies with Part 15 of the FCC Rules. Operation is subject to the following two conditions:

(1) This device may not cause harmful interference.

(2) This device must accept any interference received, including interference that may cause undesired operation.

2. Changes or modifications not expressly approved by the party responsible for compliance could void the user's authority to operate the equipment.

NOTE: This equipment has been tested and found to comply with the limits for a Class B digital device, pursuant to Part 15 of the FCC Rules. These limits are designed to provide reasonable protection against harmful interference in a residential installation.

This equipment generates uses and can radiate radio frequency energy; and, if not installed and used in accordance with the instructions, may cause harmful interference to radio communications. However, there is no guarantee that interference will not occur in a particular installation. If this equipment does cause harmful interference to radio or television reception, which can be determined by turning the equipment off and on, the user is encouraged to try to correct the interference by one or more of the following measures:

- Reorient or relocate the receiving antenna.
- Increase the separation between the equipment and receiver.
- Connect the equipment into an outlet on a circuit different from that to which the receiver is connected.
- Consult the dealer or an experienced radio/TV technician for help.

Radiation Exposure Statement:

• This equipment complies with FCC radiation exposure requirement. The device can be used in portable exposure condition without RF striction

MADE IN CHINA
TYPE: ASP-707

PENDING PATENTS:

PCT/CN2013/078811, CN201320052556.6, CN201330029398.8

PACKAGE CONTENTS

- Bluetooth Speaker x1
- USB Charging Cable x1
- 3.5mm Audio Cable x1
- User Manual