

MANUAL (US)

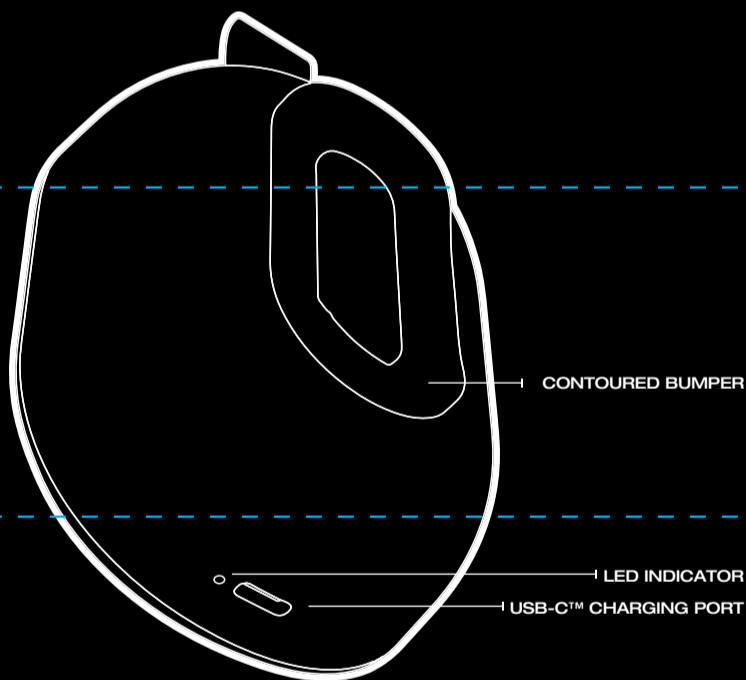
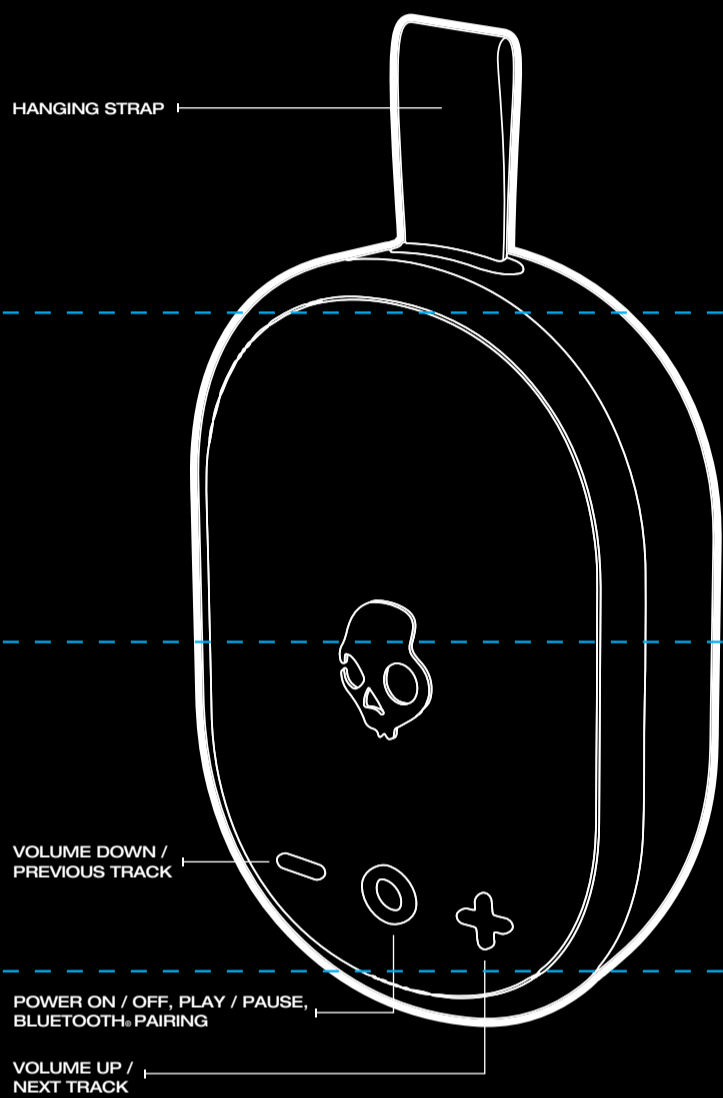
FRONT PANEL



QUICK START GUIDE

OUNCE XT

BIG SOUND THAT'S EASY TO STASH



MODEL: 2SKSK1844
Website: Skullcandy.com

1 YEAR WARRANTY
Support: 877-543-3540

Package include:
(1) Ounce Speaker
(1) Charging Cable
(1) User Manual



2023© Skullcandy is a registered trademark. Marketed and distributed by Lifeworks technology Group LLC., New York, NY 10018. USB Type-A™, USB Type-C™ and USB-C™ are trademarks of USB Implementers Forum. The Bluetooth® word mark and logos are registered trademarks owned by Bluetooth SIG, Inc. and any use of such marks by Lifeworks Technology Group LLC. is under license. All brands are registered trademarks of their respective companies. *Actual product may differ slightly from images. Made in China.

FUNCTIONS

Power ON / OFF:

Press and hold the "O" button for 2s. If not connected to a BT device or connected but idle (not playing audio) speaker will turn OFF automatically after 15 min.

Play / Pause:

Press the "O" button once to play or pause audio.

Volume up:

Press "+" button to increase the volume.

Volume Down:

Press "-" button to decrease the volume.

Next Track:

Press and hold "+" button for 2s to skip track.

Previous Track:

Press and hold "-" button for 2s to go to last track.

Bluetooth® Pairing:

Press "O" button 4 times to enter BT pairing mode. Speaker will disconnect from any paired BT device and be available to pair to new devices. Speaker will stay in pairing mode for 60 sec, or until connected. Status LED will blink blue while in BT pairing mode.

Check Battery Status:

The LED indicator shows the battery level. Press and hold "+" and "-" buttons together for 1sec, for a more accurate battery level indication. A voice prompt will say the battery level.

CHARGING

Use the USB-C™ cable included to connect the speaker to an appropriate power source to begin charging. The LED indicators will show battery is charging. When the LED is ON and GREEN the battery is fully charged.

Warning:

1. To avoid damage to the speaker and battery, it is important to only use a power source that matches the power requirements listed on the speaker's rating label.

2. To avoid overheating, it's recommended not to place the speaker in direct sunlight, especially while charging and playing music.

Battery status indication (not charging):

5-10% - RED color blinking
10-30% - RED color ON
30-90% - WHITE color ON
90%-100% - GREEN color ON

Battery status indication (while charging):

0-99% - GREEN color blinking
100% - GREEN color ON

TROUBLE SHOOTING

Factory Reset:

Press and hold "-" and "+" buttons for 10s to initiate factory reset. The speaker will revert to factory settings and all previously paired devices will be deleted. Status LED will blink alternating between blue and red while resetting.

SPECIFICATIONS

Bluetooth version: 5.3
Battery capacity: 1200mAh
Charging input: USB-C 5V/1A
Play time: Up to 8 hours
Charging time: 2.5 hours
Operating range: >10M
Rated Power: 5W
Connection Type: USB-C
Battery Standby Time: 18 Months
IPX Rating: IPX7 (water immersion of 1m, for up to 30 min)

FCC Warning

This device complies with part 15 of the FCC Rules. Operation is subject to the following two conditions: (1) This device may not cause harmful interference, and (2) this device must accept any interference received, including interference that may cause undesired operation.

Any Changes or modifications not expressly approved by the party responsible for compliance could void the user's authority to operate the equipment.

Note: This equipment has been tested and found to comply with the limits for a Class B digital device, pursuant to part 15 of the FCC Rules. These limits are designed to provide reasonable protection against harmful interference in a residential installation. This equipment generates uses and can radiate radio frequency energy and, if not installed and used in accordance with the instructions, may cause harmful interference to radio communications. However, there is no guarantee that interference will not occur in a particular installation. If this equipment does cause harmful interference to radio or television reception, which can be determined by turning the equipment off and on, the user is encouraged to try to correct the interference by one or more of the following measures:

- Reorient or relocate the receiving antenna.
- Increase the separation between the equipment and receiver.
- Connect the equipment into an outlet on a circuit different from that to which the receiver is connected.
- Consult the dealer or an experienced radio/TV technician for help.

* RF warning for Portable device:

The device has been evaluated to meet general RF exposure requirement. The device can be used in portable exposure condition without restriction.

According to §15.247(e)(1) and §1.1307(b)(1), systems operating under the provisions of this section shall be operated in a manner that ensures that the public is not exposed to radio frequency energy level in excess of the Commission's guidelines.

According to KDB 447499 (2)(a)(1).

This device contains licence-exempt transmitter(s)/receiver(s) that comply with Innovation, Science and Economic Development Canada's licence-exempt RSS(s). Operation is subject to the following two conditions:

- (1) This device must not cause interference.
- (2) This device must accept any interference, including interference that may cause undesired operation of the device.

L'émetteur/récepteur exempt de licence contenu dans le présent appareil est conforme aux CNR d'Innovation, Sciences et Développement économique Canada applicables aux appareils radio exempts de licence. L'exploitation est autorisée aux deux conditions suivantes:

1. L'appareil ne doit pas produire de brouillage;
2. L'appareil doit accepter tout brouillage radioélectrique subi, même si le brouillage est susceptible d'en compromettre le fonctionnement.

Hereby declares that the SKDY Ounce, Model: 2SKSK1844 is in compliance with the essential requirements and other relevant provisions of Directive 2014/53/EU. Scan the QR code to download the full text of the EU declaration of conformity.

hereby declares that the SKDY Ounce, Model: 2SKSK1844 is in compliance with Radio Equipment Regulations 2017 (S.I. 2017 No. 1206, as amended by S.I. 2019 No. 696). Scan the QR code to download the full text of the UK declaration of conformity.

The product shall only be connected to a USB interface of version USB2.0 and that the connection to a power USB is allowed.

CAUTION: Risk of explosion if battery is replaced by an incorrect type. Dispose of used batteries according to the instructions.

This product is intended for sale and application in a business environment.
RED Article 10 2 -This product can be used across EU member states
RED Article 10 10 -The product is class 1 product, No restrictions


The RF distance between body and product is 0mm.

Bluetooth:
Frequency Range: 2402-2480MHz
Max. RF Output Power:

For the above information, the Working Temperature and Max. RF Output Power is for EU and UK only.




SCAN FOR SUPPORT



BACK PANEL

STICKER PACK



Double sided printing - Accordion Style Booklet

