



FCC Test Report


APPLICANT : Brightstar Corporation
EQUIPMENT : Smart Phone
BRAND NAME : Avvio
MODEL NAME : Avvio Q797
FCC ID : WVBAQ797X
STANDARD : FCC 47 CFR FCC Part 15 Subpart B
CLASSIFICATION : Certification

The product was received on Apr. 07, 2016 and testing was completed on May 13, 2016. We, SPORTON INTERNATIONAL (SHENZHEN) INC., would like to declare that the tested sample has been evaluated in accordance with the test procedures given in ANSI C63.4-2014 and has been in compliance with the applicable technical standards.

The test results in this report apply exclusively to the tested model / sample. Without written approval of SPORTON INTERNATIONAL (SHENZHEN) INC., the test report shall not be reproduced except in full.

Prepared by: Ken Chen / Manager

Approved by: Jones Tsai / Manager



SPORTON INTERNATIONAL (SHENZHEN) INC.

**1F & 2F, Building A, Morning Business Center, No. 4003 ShiGu Rd., Xili Town,
Nanshan District, Shenzhen, Guangdong, P. R. China**



TABLE OF CONTENTS

REVISION HISTORY.....	3
SUMMARY OF TEST RESULT	4
1. GENERAL DESCRIPTION	5
1.1. Applicant.....	5
1.2. Manufacturer	5
1.3. Product Feature of Equipment Under Test	5
1.4. Product Specification of Equipment Under Test	6
1.5. Modification of EUT.....	6
1.6. Test Location.....	7
1.7. Applicable Standards	7
2. TEST CONFIGURATION OF EQUIPMENT UNDER TEST.....	8
2.1. Test Mode	8
2.2. Connection Diagram of Test System	11
2.3. Support Unit used in test configuration and system.....	12
2.4. EUT Operation Test Setup.....	13
3. TEST RESULT.....	14
3.1. Test of AC Conducted Emission Measurement	14
3.2. Test of Radiated Emission Measurement	22
4. LIST OF MEASURING EQUIPMENT	28
5. UNCERTAINTY OF EVALUATION.....	29
APPENDIX A. SETUP PHOTOGRAPHS	



REVISION HISTORY

REPORT NO.	VERSION	DESCRIPTION	ISSUED DATE
FC640703	Rev. 01	Initial issue of report	May 16, 2016



SUMMARY OF TEST RESULT

Report Section	FCC Rule	Description	Limit	Result	Remark
3.1	15.107	AC Conducted Emission	< 15.107 limits	PASS	Under limit 8.24 dB at 4.570 MHz
3.2	15.109	Radiated Emission	< 15.109 limits	PASS	Under limit 1.160 dB at 30.000 MHz for Quasi-Peak



1. General Description

1.1. Applicant

Brightstar Corporation

9725 NW 117th Ave., Miami, Florida, FL 33178, United States

1.2. Manufacturer

SHENZHEN KONKA TELECOMMUNICATIONS TECHNOLOGY CO.LTD

No. 7 Shantou street, Nanshan District, Shenzhen

1.3. Product Feature of Equipment Under Test

Product Feature	
Equipment	Smart Phone
Brand Name	Avvio
Model Name	Avvio Q797
FCC ID	WVBAQ797X
EUT supports Radios application	GSM/GPRS/EGPRS/WCDMA/HSPA/ HSPA+(16QAM uplink is not supported)/ WLAN 2.4GHz 802.11b/g/n HT20/HT40/ Bluetooth v3.0 + EDR/Bluetooth v4.0 LE
IMEI Code	Conduction: 861133039999906/353919025680137 Radiation: 861133039999955/353919025680137
EUT Stage	Pre-Production

Remark: The above EUT's information was declared by manufacturer. Please refer to the specifications or user's manual for more detailed description.



1.4. Product Specification of Equipment Under Test

Standards-related Product Specification	
Tx Frequency	GSM850: 824.2 MHz ~ 848.8 MHz GSM1900: 1850.2 MHz ~ 1909.8MHz WCDMA Band V: 826.4 MHz ~ 846.6 MHz WCDMA Band II: 1852.4 MHz ~ 1907.6 MHz 802.11b/g/n: 2412 MHz ~ 2462 MHz Bluetooth: 2402 MHz ~ 2480 MHz
Rx Frequency	GSM850: 869.2 MHz ~ 893.8 MHz GSM1900: 1930.2 MHz ~ 1989.8 MHz WCDMA Band V: 871.4 MHz ~ 891.6 MHz WCDMA Band II: 1932.4 MHz ~ 1987.6 MHz 802.11b/g/n: 2412 MHz ~ 2462 MHz Bluetooth: 2402 MHz ~ 2480 MHz GPS : 1.57542 GHz FM: 88MHz - 108 MHz
Antenna Type	WWAN : PIFA Antenna WLAN : PIFA Antenna Bluetooth : PIFA Antenna GPS : PIFA Antenna
Type of Modulation	GSM: GMSK GPRS: GMSK EDGE: GMSK / 8PSK WCDMA : QPSK (Uplink) HSDPA : QPSK (Uplink) HSUPA : QPSK (Uplink) HSPA+: 16QAM uplink is not supported 802.11b : DSSS (DBPSK / DQPSK / CCK) 802.11g/n : OFDM (BPSK / QPSK / 16QAM / 64QAM) Bluetooth LE : GFSK Bluetooth (1Mbps) : GFSK Bluetooth (2Mbps) : $\pi/4$ -DQPSK Bluetooth (3Mbps) : 8-DPSK GPS : BPSK FM

1.5. Modification of EUT

No modifications are made to the EUT during all test items.



1.6. Test Location

Test Site	SPORTON INTERNATIONAL (SHENZHEN) INC.	
Test Site Location	1F & 2F, Building A, Morning Business Center, No. 4003 ShiGu Rd., Xili Town, Nanshan District, Shenzhen, Guangdong, P. R. China TEL: +86-755-8637-9589 FAX: +86-755-8637-9595	
Test Site No.	Sporton Site No.	
	CO01-SZ	

Test Site	SPORTON INTERNATIONAL (SHENZHEN) INC.	
Test Site Location	No. 3 Building, the third floor of south, Shahe River west, Fengzeyuan warehouse, Nanshan District, Shenzhen, Guangdong, P. R. China TEL: +86-755- 3320-2398	
Test Site No.	Sporton Site No.	FCC Registration No.
	03CH02-SZ	566869

Note: The test site complies with ANSI C63.4 2014 requirement.

1.7. Applicable Standards

According to the specifications of the manufacturer, the EUT must comply with the requirements of the following standards:

- FCC 47 CFR FCC Part 15 Subpart B
- ANSI C63.4-2014

Remark: All test items were verified and recorded according to the standards and without any deviation during the test.



2. Test Configuration of Equipment Under Test

2.1. Test Mode

The EUT has been associated with peripherals pursuant to ANSI C63.4-2014 and configuration operated in a manner tended to maximize its emission characteristics in a typical application.

Frequency range investigated: conduction (150 kHz to 30 MHz), radiation (30MHz to the 5th harmonic of the highest fundamental frequency or to 40 GHz, whichever is lower).

The following tables are showing the test modes as the worst cases and recorded in this report.

Item	EUT Configuration	Test Condition		
		EMI AC	EMI RE<1G	EMI RE≥1G
1.	Charging Mode (EUT with adapter)	☒	☒	☒
2.	Data application transferred mode (EUT with notebook)	☒	☒	☒

Abbreviations:

- EMI AC: AC conducted emissions
- EMI RE ≥ 1G: EUT radiated emissions ≥ 1GHz
- EMI RE < 1G: EUT radiated emissions < 1GHz

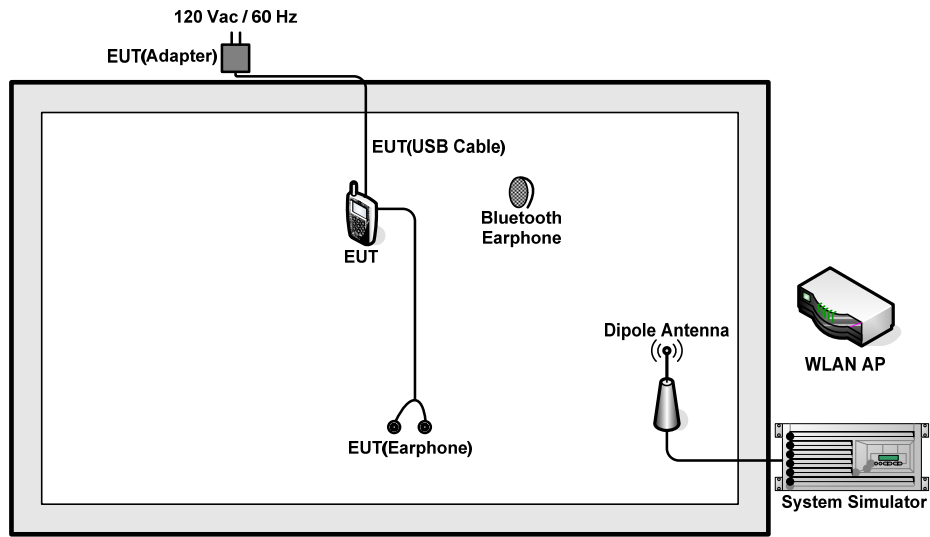


Test Items	EUT Configure Mode	Function Type
AC Conducted Emission	1/2	<p>Mode 1: GSM850 Idle + Bluetooth Idle + WLAN Idle + USB Cable (Charging from Adapter) + Earphone + Camera(Front) + SIM1 + SD Card <Fig.1></p> <p>Mode 2: GSM1900 Idle + Bluetooth Idle + WLAN Idle + USB Cable (Charging from Adapter) + Earphone + Camera(Back) + SIM1 + SD Card <Fig.1></p> <p>Mode 3: WCDMA Band V Idle + Bluetooth Idle + WLAN Idle + USB Cable (Charging from Adapter) + Earphone + MPEG4 + SIM1 + SD Card <Fig.1></p> <p>Mode 4: WCDMA Band II Idle + Bluetooth Idle + WLAN Idle + USB Cable (Data Link with Notebook) + Earphone + GPS Rx + FM Rx + SIM1 + SD Card <Fig.2></p> <p>Mode 5: GSM850 Idle + Bluetooth Idle + WLAN Idle + USB Cable (Charging from Adapter) + Earphone + Camera(Front) + SIM2 <Fig.1></p>
Radiated Emissions < 1GHz	1/2	<p>Mode 1: GSM850 Idle + Bluetooth Idle + WLAN Idle + USB Cable (Charging from Adapter) + Earphone + Camera(Front) + SIM1 + SD Card <Fig.1></p> <p>Mode 2: GSM1900 Idle + Bluetooth Idle + WLAN Idle + USB Cable (Charging from Adapter) + Earphone + Camera(Back) + SIM1 + SD Card <Fig.1></p> <p>Mode 3: WCDMA Band V Idle + Bluetooth Idle + WLAN Idle + USB Cable (Charging from Adapter) + Earphone + MPEG4 + SIM1 + SD Card <Fig.1></p> <p>Mode 4: WCDMA Band II Idle + Bluetooth Idle + WLAN Idle + USB Cable (Data Link with Notebook) + Earphone + GPS Rx + FM Rx + SIM1 + SD Card <Fig.2></p> <p>Mode 5: GSM850 Idle + Bluetooth Idle + WLAN Idle + USB Cable (Charging from Adapter) + Earphone + Camera(Front) + SIM2 <Fig.1></p>

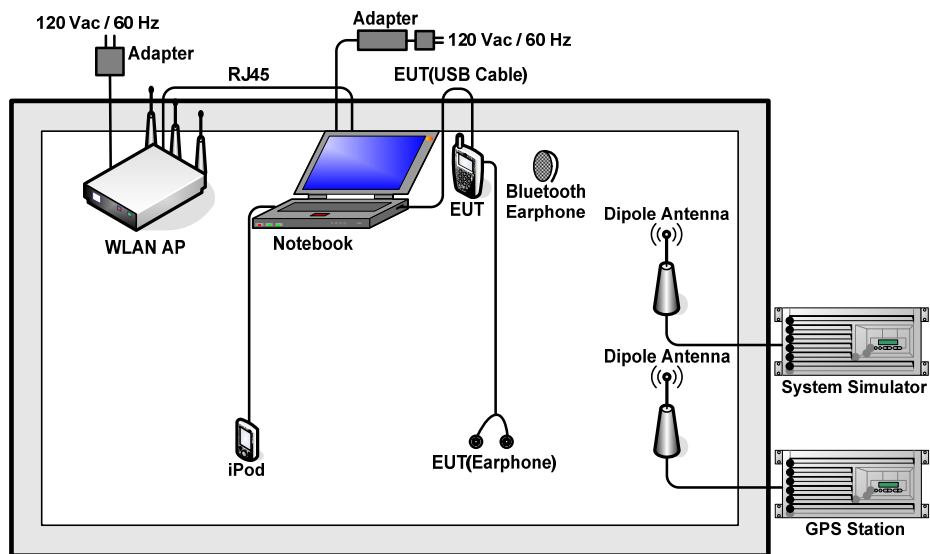


Test Items	EUT Configure Mode	Function Type
Radiated Emissions \geq 1GHz	1/2	Mode 1: GSM850 Idle + Bluetooth Idle + WLAN Idle + USB Cable (Charging from Adapter) + Earphone + Camera(Front) + SIM2 <Fig.1> Mode 2: WCDMA Band II Idle + Bluetooth Idle + WLAN Idle + USB Cable (Data Link with Notebook) + Earphone + GPS Rx + FM Rx + SIM1 + SD Card <Fig.2>
Remark: <ol style="list-style-type: none">1. The worst case of AC is mode 1; and the USB Link mode of AC is mode 4, the test data of these modes are reported.2. The worst case of RE < 1G is mode 5; and the USB Link mode of RE is mode 4, the test data of these modes are reported.3. Data Link with notebook means data application transferred mode between EUT and notebook.		

2.2. Connection Diagram of Test System



<Fig.1>



<Fig.2>



2.3. Support Unit used in test configuration and system

Item	Equipment	Trade Name	Model Name	FCC ID	Data Cable	Power Cord
1.	System Simulator	R&S	CMU 200	N/A	N/A	Unshielded, 1.8 m
2.	GPS Station	ADIVIC	MP9000	N/A	N/A	Unshielded, 1.8 m
3.	WLAN AP	ASUS	RT-AC66U	MSQ-RTAC66U	N/A	Unshielded, 2.7 m
4.	Bluetooth Earphone	Nokia	BH-108	PYAHS-107W	N/A	N/A
5.	Bluetooth Earphone	Samsung	HS3000	A3LHS3000	N/A	N/A
6.	Notebook	Lenovo	E540	FCC DoC	N/A	AC I/P: Unshielded, 1.2 m DC O/P: Shielded, 1.8 m
7.	SD Card	SanDisk	4G class 4	FCC DoC	N/A	N/A
8.	SD Card	Kingston	3300-10000-078	FCC DoC	N/A	N/A
9.	iPod nano 8GB	Apple	MC690 ZP/A	FCC DoC	Shielded, 1.2 m	N/A



2.4. EUT Operation Test Setup

The EUT was in GSM or WCDMA idle mode during the testing. The EUT was synchronized to the BCCH, and is in continuous receiving mode by setting system simulator's paging reorganization.

At the same time, the EUT was attached to the Bluetooth earphone or WLAN AP, and the following programs installed in the EUT were programmed during the test.

1. Data application is transferred between notebook and EUT via USB cable.
2. Turn on GPS function to make the EUT receive continuous signals from GPS station.
3. Execute "Video player" to play MPEG4 files.
4. Turn on camera to capture images.
5. Turn on FM function.



3. Test Result

3.1. Test of AC Conducted Emission Measurement

3.1.1 Limits of AC Conducted Emission

For equipment that is designed to be connected to the public utility (AC) power line, the radio frequency voltage that is conducted back onto the AC power line on any frequency or frequencies within the band 150 kHz to 30 MHz shall not exceed the limits in the following table.

Frequency of emission (MHz)	Conducted limit (dBuV)	
	Quasi-peak	Average
0.15-0.5	66 to 56*	56 to 46*
0.5-5	56	46
5-30	60	50

*Decreases with the logarithm of the frequency.

3.1.2 Measuring Instruments

The measuring equipment is listed in the section 4 of this test report.

3.1.3 Test Procedure

1. The EUT was placed 0.4 meter from the conducting wall of the shielding room was kept at least 80 centimeters from any other grounded conducting surface.
2. Connect EUT to the power mains through a line impedance stabilization network (LISN).
3. All the support units are connecting to the other LISN.
4. The LISN provides 50 ohm coupling impedance for the measuring instrument.
5. The FCC states that a 50 ohm, 50 microhenry LISN should be used.
6. Both sides of AC line were checked for maximum conducted interference.
7. The frequency range from 150 kHz to 30 MHz was searched.
8. Set the test-receiver system to Peak Detect Function and specified bandwidth (IF Bandwidth = 9kHz) with Maximum Hold Mode. Then measurement is also conducted by Average Detector and Quasi-Peak Detector Function respectively.

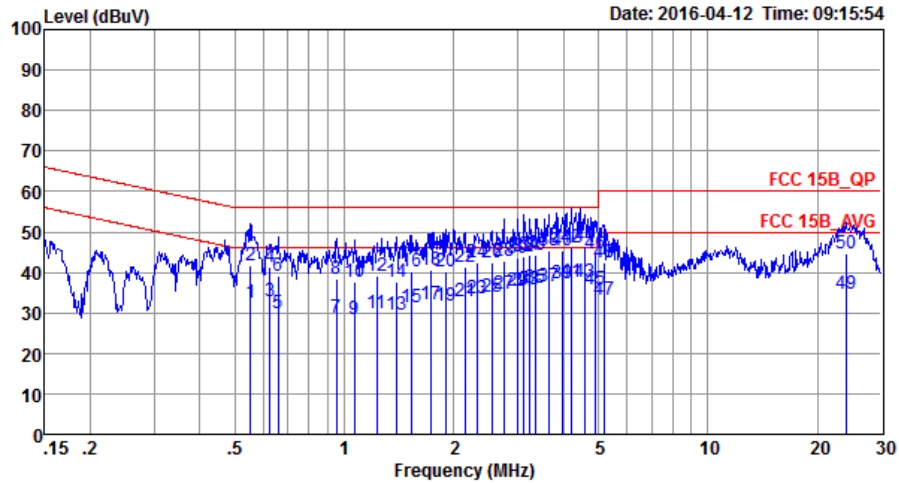
3.1.4 Test Setup





3.1.5 Test Result of AC Conducted Emission

Test Mode :	Mode 1	Temperature :	21~23°C
Test Engineer :	Tao Cheng	Relative Humidity :	41~43%
Test Voltage :	120Vac / 60Hz	Phase :	Line
Function Type :	GSM850 Idle + Bluetooth Idle + WLAN Idle + USB Cable (Charging from Adapter) + Earphone + Camera(Front) + SIM1 + SD Card		

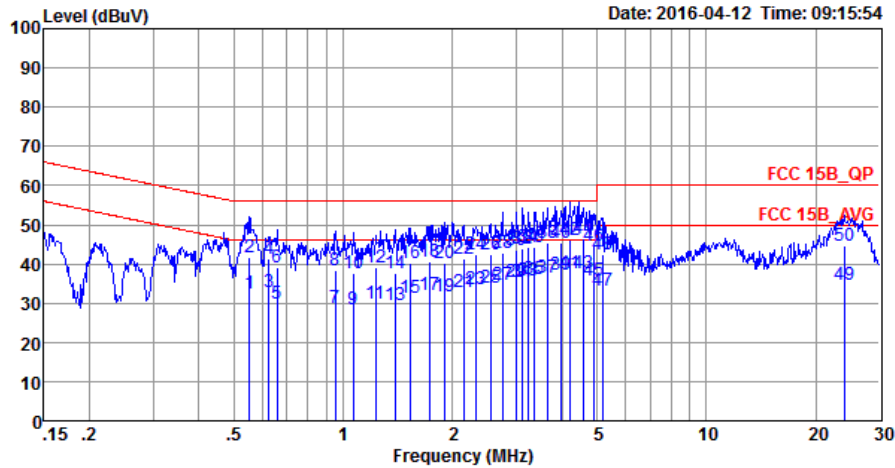


Site : CO01-SZ
 Condition: FCC 15B_QP LISN_L_20160112 LINE
 Project : (FC) 640703
 Mode : Mode 1
 IMEI : 861133039999906/353919025680137

	Freq	Level	Over	Limit	Read	LISN	Cable	
	MHz	dBuV	Limit	Line	Level	Factor	Loss	Remark
			dB	dBuV	dBuV	dB	dB	
1	0.55	32.58	-13.42	46.00	21.80	0.63	10.15	Average
2	0.55	41.78	-14.22	56.00	31.00	0.63	10.15	QP
3	0.62	32.73	-13.27	46.00	22.00	0.58	10.15	Average
4	0.62	41.43	-14.57	56.00	30.70	0.58	10.15	QP
5	0.66	29.71	-16.29	46.00	19.00	0.56	10.15	Average
6	0.66	39.21	-16.79	56.00	28.50	0.56	10.15	QP
7	0.95	28.96	-17.04	46.00	18.30	0.51	10.15	Average
8	0.95	38.46	-17.54	56.00	27.80	0.51	10.15	QP
9	1.07	28.56	-17.44	46.00	17.90	0.51	10.15	Average
10	1.07	37.76	-18.24	56.00	27.10	0.51	10.15	QP
11	1.23	30.06	-15.94	46.00	19.40	0.50	10.16	Average
12	1.23	39.26	-16.74	56.00	28.60	0.50	10.16	QP
13	1.40	29.55	-16.45	46.00	18.89	0.49	10.17	Average
14	1.40	37.65	-18.35	56.00	26.99	0.49	10.17	QP
15	1.53	31.45	-14.55	46.00	20.80	0.48	10.17	Average
16	1.53	40.35	-15.65	56.00	29.70	0.48	10.17	QP
17	1.73	32.25	-13.75	46.00	21.60	0.47	10.18	Average
18	1.73	40.75	-15.25	56.00	30.10	0.47	10.18	QP
19	1.90	31.65	-14.35	46.00	21.00	0.46	10.19	Average
20	1.90	40.25	-15.75	56.00	29.60	0.46	10.19	QP



Test Mode :	Mode 1	Temperature :	21~23°C
Test Engineer :	Tao Cheng	Relative Humidity :	41~43%
Test Voltage :	120Vac / 60Hz	Phase :	Line
Function Type :	GSM850 Idle + Bluetooth Idle + WLAN Idle + USB Cable (Charging from Adapter) + Earphone + Camera(Front) + SIM1 + SD Card		

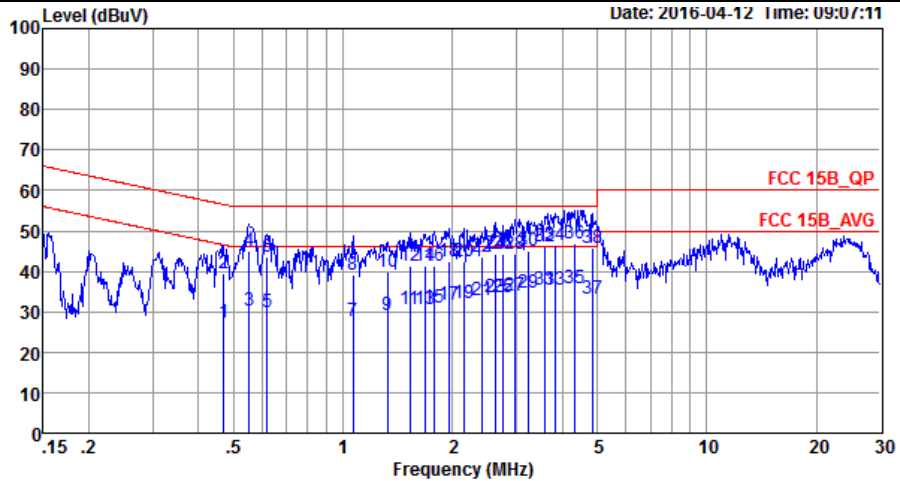


Site : CO01-SZ
 Condition: FCC 15B_QP LISN_L_20160112 LINE
 Project : (FC) 640703
 Mode : Mode 1
 IMEI : 861133039999906/353919025680137

	Freq	Level	Over Limit	Limit Line	Read Level	LISN Factor	Cable Loss	Remark
	MHz	dBuV	dB	dBuV	dBuV	dB	dB	
21	2.14	32.67	-13.33	46.00	22.00	0.48	10.19	Average
22	2.14	41.37	-14.63	56.00	30.70	0.48	10.19	QP
23	2.32	33.59	-12.41	46.00	22.90	0.49	10.20	Average
24	2.32	42.29	-13.71	56.00	31.60	0.49	10.20	QP
25	2.54	34.01	-11.99	46.00	23.30	0.51	10.20	Average
26	2.54	42.41	-13.59	56.00	31.70	0.51	10.20	QP
27	2.75	34.63	-11.37	46.00	23.89	0.53	10.21	Average
28	2.75	42.73	-13.27	56.00	31.99	0.53	10.21	QP
29	3.01	35.26	-10.74	46.00	24.50	0.55	10.21	Average
30	3.01	43.46	-12.54	56.00	32.70	0.55	10.21	QP
31	3.12	35.57	-10.43	46.00	24.80	0.56	10.21	Average
32	3.12	43.87	-12.13	56.00	33.10	0.56	10.21	QP
33	3.24	35.78	-10.22	46.00	25.00	0.56	10.22	Average
34	3.24	44.28	-11.72	56.00	33.50	0.56	10.22	QP
35	3.36	36.19	-9.81	46.00	25.40	0.57	10.22	Average
36	3.36	44.39	-11.61	56.00	33.60	0.57	10.22	QP
37	3.64	36.71	-9.29	46.00	25.90	0.59	10.22	Average
38	3.64	45.21	-10.79	56.00	34.40	0.59	10.22	QP
39	3.96	37.33	-8.67	46.00	26.49	0.61	10.23	Average
40	3.96	45.53	-10.47	56.00	34.69	0.61	10.23	QP
41	4.20	37.65	-8.35	46.00	26.80	0.62	10.23	Average
42	4.20	46.15	-9.85	56.00	35.30	0.62	10.23	QP
43 *	4.57	37.76	-8.24	46.00	26.90	0.63	10.23	Average
44	4.57	46.36	-9.64	56.00	35.50	0.63	10.23	QP
45	4.90	35.77	-10.23	46.00	24.89	0.64	10.24	Average
46	4.90	44.57	-11.43	56.00	33.69	0.64	10.24	QP
47	5.17	33.29	-16.71	50.00	22.41	0.64	10.24	Average
48	5.17	42.59	-17.41	60.00	31.71	0.64	10.24	QP
49	24.01	34.79	-15.21	50.00	23.41	0.82	10.56	Average
50	24.01	44.49	-15.51	60.00	33.11	0.82	10.56	QP



Test Mode :	Mode 1	Temperature :	21~23°C
Test Engineer :	Tao Cheng	Relative Humidity :	41~43%
Test Voltage :	120Vac / 60Hz	Phase :	Neutral
Function Type :	GSM850 Idle + Bluetooth Idle + WLAN Idle + USB Cable (Charging from Adapter) + Earphone + Camera(Front) + SIM1 + SD Card		

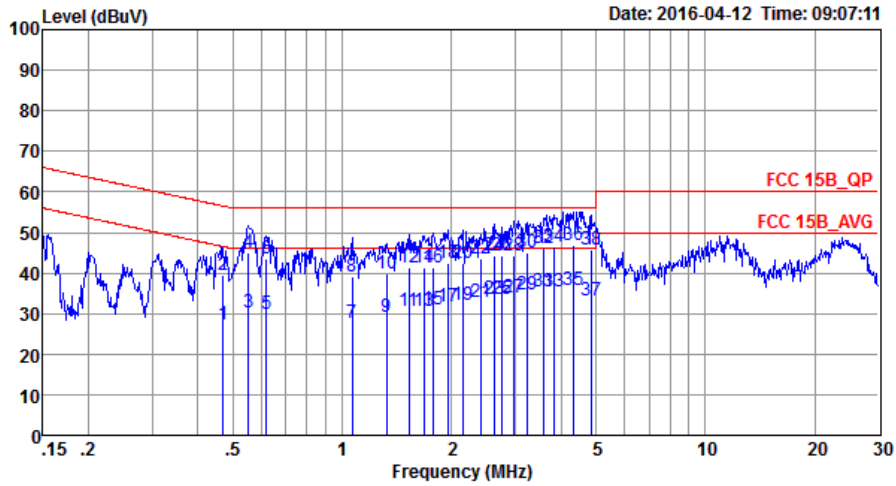


Site : C001-SZ
 Condition: FCC 15B_QP LISN_N_20160112 NEUTRAL
 Project : (FC)640703
 Mode : Mode 1
 IMEI : 861133039999906/353919025680137

	Freq	Level	Over Limit	Limit Line	Read Level	LISN Factor	Cable Loss	Remark
	MHz	dBuV	dB	dBuV	dBuV	dB	dB	
1	0.47	27.25	-19.24	46.49	16.50	0.59	10.16	Average
2	0.47	39.35	-17.14	56.49	28.60	0.59	10.16	QP
3	0.55	30.34	-15.66	46.00	19.60	0.59	10.15	Average
4	0.55	44.94	-11.06	56.00	34.20	0.59	10.15	QP
5	0.62	29.82	-16.18	46.00	19.10	0.57	10.15	Average
6	0.62	43.42	-12.58	56.00	32.70	0.57	10.15	QP
7	1.07	27.71	-18.29	46.00	17.00	0.56	10.15	Average
8	1.07	39.21	-16.79	56.00	28.50	0.56	10.15	QP
9	1.32	29.33	-16.67	46.00	18.60	0.56	10.17	Average
10	1.32	39.73	-16.27	56.00	29.00	0.56	10.17	QP
11	1.53	30.54	-15.46	46.00	19.80	0.57	10.17	Average
12	1.53	41.34	-14.66	56.00	30.60	0.57	10.17	QP
13	1.69	30.45	-15.55	46.00	19.70	0.57	10.18	Average
14	1.69	41.25	-14.75	56.00	30.50	0.57	10.18	QP
15	1.78	31.15	-14.85	46.00	20.40	0.57	10.18	Average
16	1.78	41.45	-14.55	56.00	30.70	0.57	10.18	QP
17	1.95	31.76	-14.24	46.00	21.00	0.57	10.19	Average
18	1.95	42.46	-13.54	56.00	31.70	0.57	10.19	QP
19	2.14	31.97	-14.03	46.00	21.20	0.58	10.19	Average
20	2.14	42.57	-13.43	56.00	31.80	0.58	10.19	QP



Test Mode :	Mode 1	Temperature :	21~23°C
Test Engineer :	Tao Cheng	Relative Humidity :	41~43%
Test Voltage :	120Vac / 60Hz	Phase :	Neutral
Function Type :	GSM850 Idle + Bluetooth Idle + WLAN Idle + USB Cable (Charging from Adapter) + Earphone + Camera(Front) + SIM1 + SD Card		

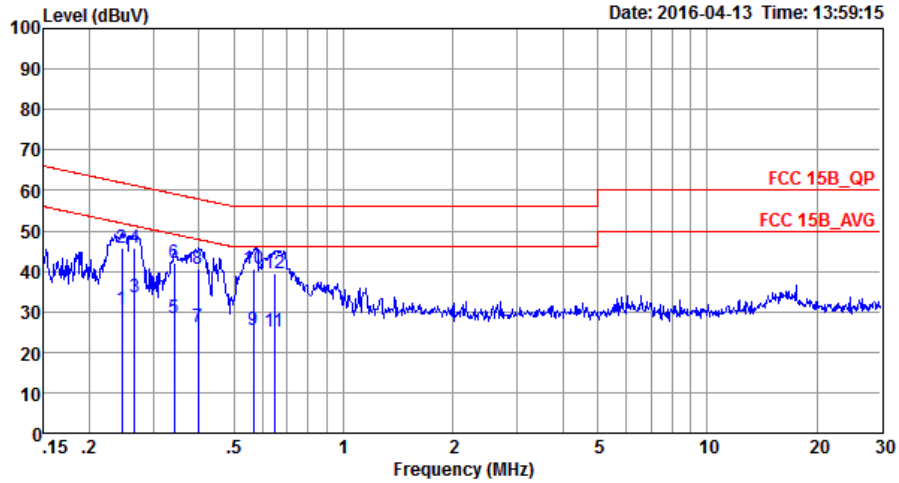


Site : CO01-SZ
 Condition: FCC 15B_QP LISN_N_20160112 NEUTRAL
 Project : (FC) 640703
 Mode : Mode 1
 IMEI : 861133039999906/353919025680137

	Freq	Level	Over Limit	Limit Line	Read Level	LISN Factor	Cable Loss	Remark
	MHz	dBuV	dB	dBuV	dBuV	dB	dB	
21	2.42	32.99	-13.01	46.00	22.20	0.59	10.20	Average
22	2.42	43.39	-12.61	56.00	32.60	0.59	10.20	QP
23	2.62	33.60	-12.40	46.00	22.81	0.59	10.20	Average
24	2.62	44.30	-11.70	56.00	33.51	0.59	10.20	QP
25	2.76	33.50	-12.50	46.00	22.69	0.60	10.21	Average
26	2.76	44.10	-11.90	56.00	33.29	0.60	10.21	QP
27	2.96	34.01	-11.99	46.00	23.20	0.60	10.21	Average
28	2.96	44.31	-11.69	56.00	33.50	0.60	10.21	QP
29	3.22	34.53	-11.47	46.00	23.70	0.61	10.22	Average
30	3.22	45.13	-10.87	56.00	34.30	0.61	10.22	QP
31	3.58	35.24	-10.76	46.00	24.40	0.62	10.22	Average
32	3.58	46.24	-9.76	56.00	35.40	0.62	10.22	QP
33	3.84	35.55	-10.45	46.00	24.69	0.63	10.23	Average
34	3.84	46.45	-9.55	56.00	35.59	0.63	10.23	QP
35	4.31	35.67	-10.33	46.00	24.80	0.64	10.23	Average
36 *	4.31	46.87	-9.13	56.00	36.00	0.64	10.23	QP
37	4.85	33.39	-12.61	46.00	22.50	0.65	10.24	Average
38	4.85	45.79	-10.21	56.00	34.90	0.65	10.24	QP



Test Mode :	Mode 4	Temperature :	21~23°C
Test Engineer :	Tao Cheng	Relative Humidity :	41~43%
Test Voltage :	120Vac / 60Hz	Phase :	Line
Function Type :	WCDMA Band II Idle + Bluetooth Idle + WLAN Idle + USB Cable (Data Link with Notebook) + Earphone + GPS Rx + FM Rx + SIM1 + SD Card		

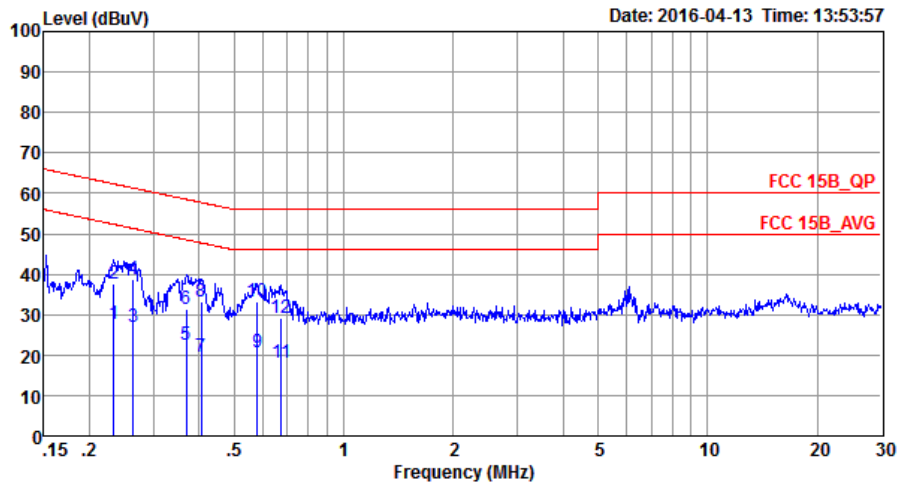


Site : CO01-SZ
 Condition: FCC 15B_QP LISN_L_20160112 LINE
 Project : (FC)640703
 Mode : Mode 4
 IMEI : 861133039999906/353919025680137

	Freq	Level	Over Limit	Limit Line	Read Level	LISN Factor	Cable Loss	Remark
	MHz	dBuV	dB	dBuV	dBuV	dB	dB	
1	0.25	30.49	-21.42	51.91	19.69	0.55	10.25	Average
2	0.25	45.79	-16.12	61.91	34.99	0.55	10.25	QP
3	0.27	33.58	-17.67	51.25	22.79	0.56	10.23	Average
4	0.27	45.88	-15.37	61.25	35.09	0.56	10.23	QP
5	0.34	28.44	-20.69	49.13	17.69	0.56	10.19	Average
6	0.34	41.94	-17.19	59.13	31.19	0.56	10.19	QP
7	0.40	26.11	-21.79	47.90	15.40	0.54	10.17	Average
8	0.40	40.51	-17.39	57.90	29.80	0.54	10.17	QP
9	0.56	25.48	-20.52	46.00	14.71	0.62	10.15	Average
10 *	0.56	40.68	-15.32	56.00	29.91	0.62	10.15	QP
11	0.64	24.92	-21.08	46.00	14.20	0.57	10.15	Average
12	0.64	39.62	-16.38	56.00	28.90	0.57	10.15	QP



Test Mode :	Mode 4	Temperature :	21~23°C
Test Engineer :	Tao Cheng	Relative Humidity :	41~43%
Test Voltage :	120Vac / 60Hz	Phase :	Neutral
Function Type :	WCDMA Band II Idle + Bluetooth Idle + WLAN Idle + USB Cable (Data Link with Notebook) + Earphone + GPS Rx + FM Rx + SIM1 + SD Card		



Site : C001-SZ
 Condition: FCC 15B_QP LISN_N_20160112 NEUTRAL
 Project : (FC) 640703
 Mode : Mode 4
 IMEI : 861133039999906/353919025680137

	Freq	Level	Over Limit	Limit Line	Read Level	LISN Factor	Cable Loss	Remark
	MHz	dBuV	dB	dBuV	dBuV	dB	dB	
1	0.23	27.80	-24.55	52.35	17.00	0.54	10.26	Average
2	0.23	37.60	-24.75	62.35	26.80	0.54	10.26	QP
3	0.26	27.00	-24.29	51.29	16.20	0.57	10.23	Average
4 *	0.26	38.80	-22.49	61.29	28.00	0.57	10.23	QP
5	0.37	22.54	-25.98	48.52	11.80	0.56	10.18	Average
6	0.37	31.54	-26.98	58.52	20.80	0.56	10.18	QP
7	0.41	19.42	-28.31	47.73	8.70	0.55	10.17	Average
8	0.41	33.22	-24.51	57.73	22.50	0.55	10.17	QP
9	0.58	20.74	-25.26	46.00	10.01	0.58	10.15	Average
10	0.58	33.14	-22.86	56.00	22.41	0.58	10.15	QP
11	0.67	17.91	-28.09	46.00	7.20	0.56	10.15	Average
12	0.67	29.31	-26.69	56.00	18.60	0.56	10.15	QP



3.2. Test of Radiated Emission Measurement

3.2.1. Limit of Radiated Emission

The emissions from an unintentional radiator shall not exceed the field strength levels specified in the following table:

Frequency (MHz)	Field Strength (microvolts/meter)	Measurement Distance (meters)
30 – 88	100	3
88 – 216	150	3
216 - 960	200	3
Above 960	500	3

3.2.2. Measuring Instruments

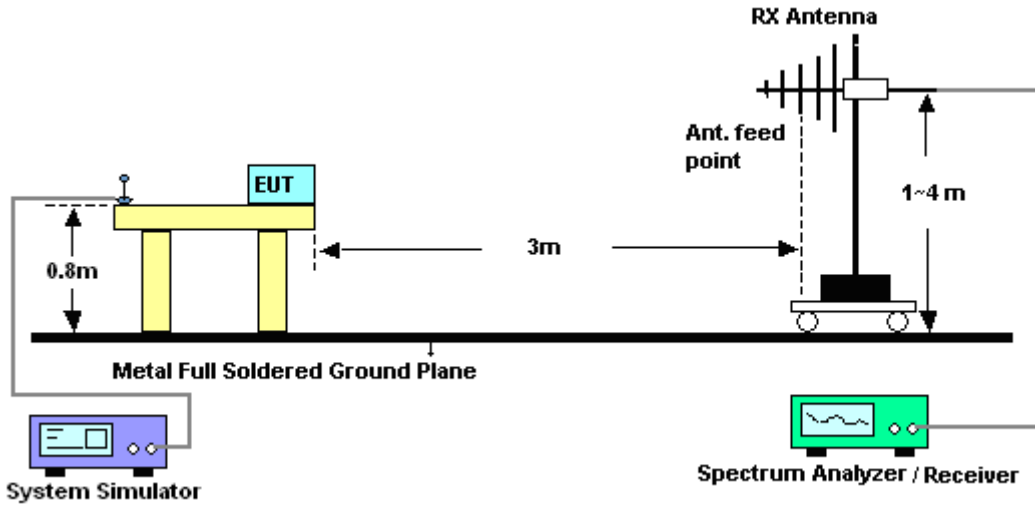
The measuring equipment is listed in the section 4 of this test report.

3.2.3. Test Procedures

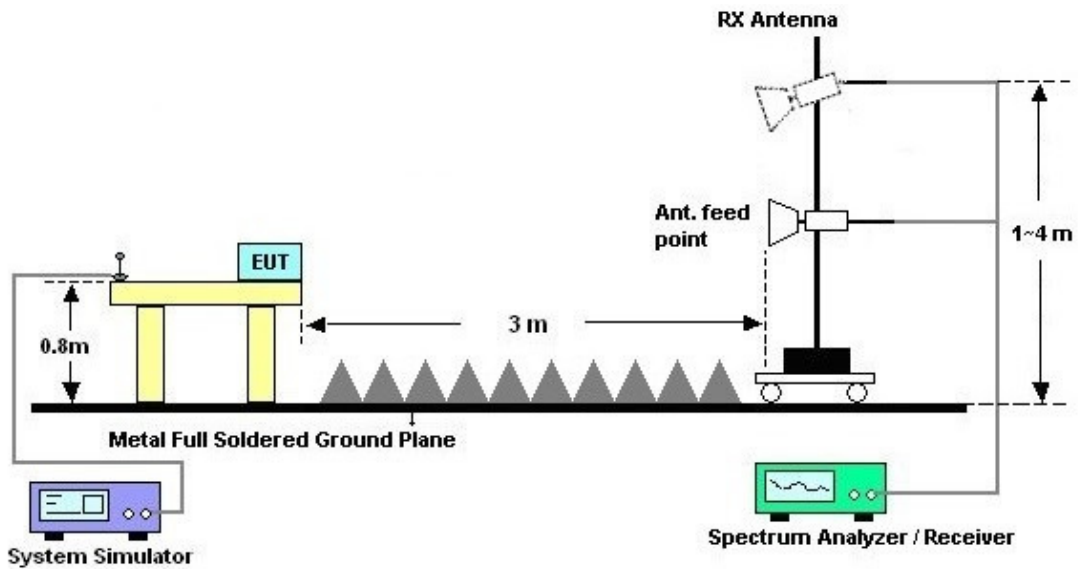
1. The EUT was placed on a turntable with 0.8 meter above ground.
2. The EUT was set 3 meters from the interference receiving antenna, which was mounted on the top of a variable height antenna tower.
3. The table was rotated 360 degrees to determine the position of the highest radiation.
4. The antenna height is adjusted between one to four meters above ground to find the maximum value of the field strength for both horizontal polarization and vertical polarization of the antenna.
5. For each suspected emission, the EUT was arranged to its worst case and then tune the antenna tower (from 1 m to 4 m) and turntable (from 0 degree to 360 degrees) to find the maximum reading.
6. Set the test-receiver system to Peak Detect Function and specified bandwidth with Maximum Hold Mode (RBW=120kHz/VBW=300kHz for frequency below 1GHz; RBW=1MHz VBW=3MHz (Peak), RBW=1MHz/VBW=10Hz (Average) for frequency above 1GHz).
7. If the emission level of the EUT in peak mode was 3 dB lower than the limit specified, peak values of EUT will be reported. Otherwise, the emission will be repeated by using the quasi-peak method and reported.
8. Emission level (dBµV/m) = 20 log Emission level (µV/m)
9. Corrected Reading: Antenna Factor + Cable Loss + Read Level - Preamp Factor = Level

3.2.4. Test Setup of Radiated Emission

For radiated emissions from 30MHz to 1GHz



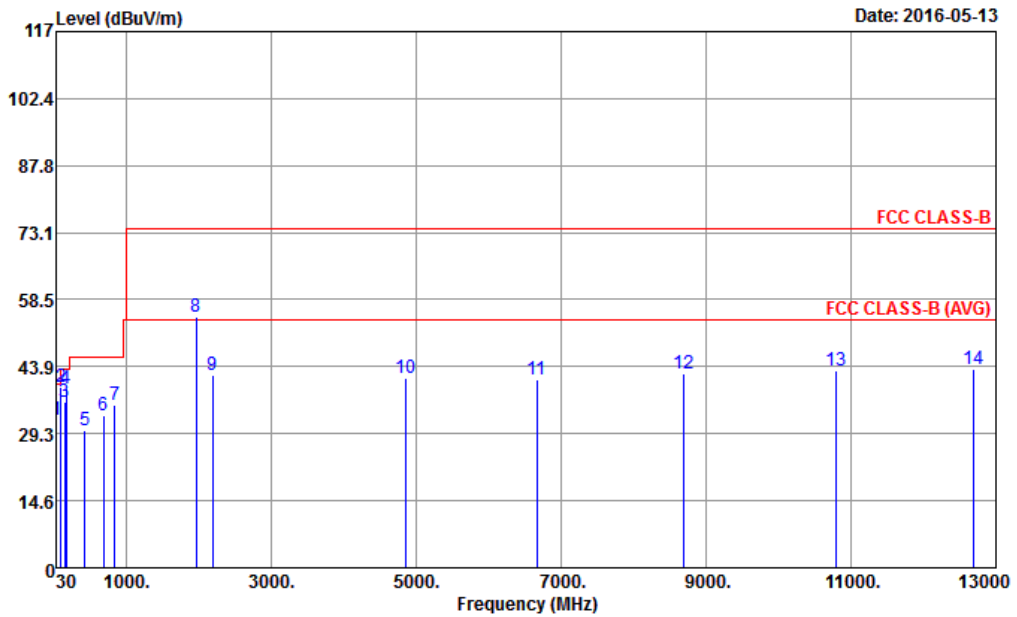
For radiated emissions above 1GHz





3.2.5. Test Result of Radiated Emission

Test Mode :	Mode 5	Temperature :	23~25°C
Test Engineer :	Kear Huang	Relative Humidity :	48~52%
Test Distance :	3m	Polarization :	Horizontal
Function Type :	GSM850 Idle + Bluetooth Idle + WLAN Idle + USB Cable (Charging from Adapter) + Earphone + Camera(Front) + SIM2		
Remark :	#7 is system simulator signal which can be ignored.		

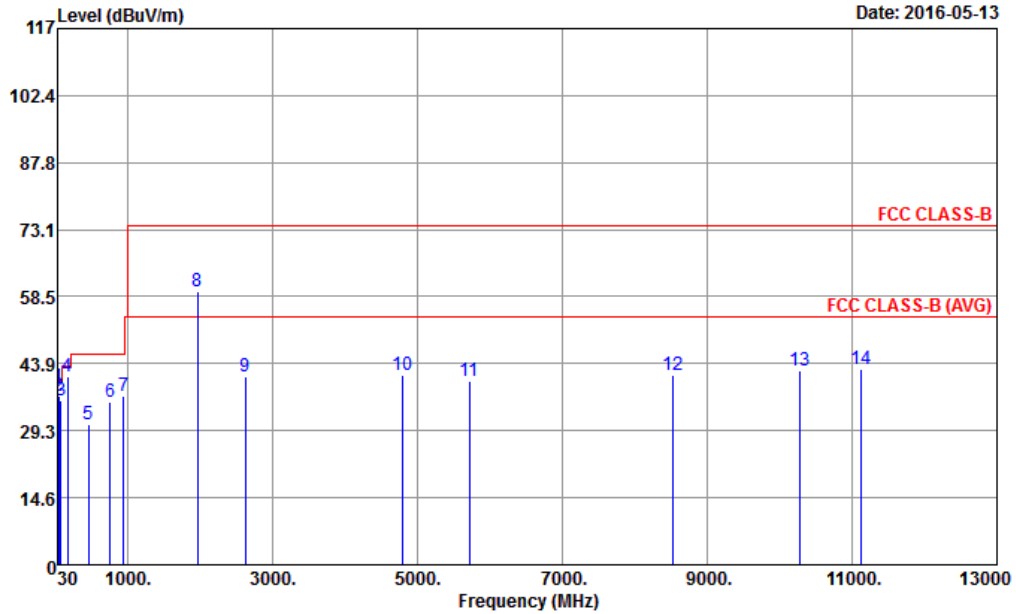


Condition : FCC CLASS-B 3m LF_ANT(23188)6_15101 HORIZONTAL
 Project : (FC) 640703
 Mode : Mode 5
 IMEI : 861133039999955/353919025680137

	Freq	Level	Over	Limit	ReadAntenna	Cable	Preamp	A/Pos	T/Pos	Remark	
	MHz	dBuV/m	dB	dBuV/m	dBuV	dB/m	dB	dB	cm	deg	
1	30.00	32.31	-7.69	40.00	31.03	26.60	0.75	26.07	---	---	Peak
2	95.34	39.34	-4.16	43.50	46.20	17.80	1.14	25.80	125	90	Peak
3	145.02	36.20	-7.30	43.50	42.84	17.70	1.20	25.54	---	---	Peak
4	166.35	39.26	-4.24	43.50	46.65	16.83	1.20	25.42	---	---	Peak
5	431.60	30.07	-15.93	46.00	29.98	23.99	2.08	25.98	---	---	Peak
6	682.20	33.26	-12.74	46.00	30.97	26.06	2.61	26.38	---	---	Peak
7	842.50	35.65			30.74	28.00	2.95	26.04	---	---	Peak
8	1960.00	54.84	-19.16	74.00	77.15	31.74	4.59	58.64	---	---	Peak
9	2192.00	41.90	-32.10	74.00	63.33	32.39	4.85	58.67	---	---	Peak
10	4860.00	41.53	-32.47	74.00	58.19	34.42	7.49	58.57	---	---	Peak
11	6662.00	41.17	-32.83	74.00	53.92	36.24	8.94	57.93	---	---	Peak
12	8684.00	42.26	-31.74	74.00	52.55	36.42	10.95	57.66	---	---	Peak
13	10800.00	43.09	-30.91	74.00	51.29	38.68	12.46	59.34	---	---	Peak
14	12686.00	43.43	-30.57	74.00	51.96	39.19	12.93	60.65	100	20	Peak



Test Mode :	Mode 5	Temperature :	23~25°C
Test Engineer :	Kear Huang	Relative Humidity :	48~52%
Test Distance :	3m	Polarization :	Vertical
Function Type :	GSM850 Idle + Bluetooth Idle + WLAN Idle + USB Cable (Charging from Adapter) + Earphone + Camera(Front) + SIM2		

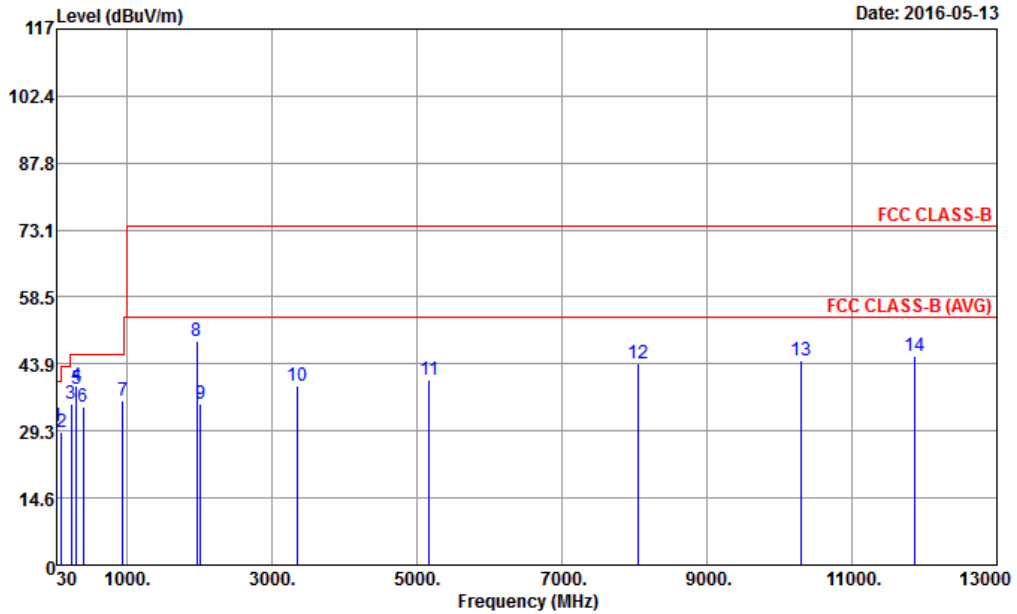


Condition : FCC CLASS-B 3m LF_ANT(23188)6_15101 VERTICAL
 Project : (FC) 640703
 Mode : Mode 5
 IMEI : 861133039999955/353919025680137

	Freq	Level	Over Limit	Limit Line	ReadAntenna Level	Cable Loss	Preamp Factor	A/Pos	T/Pos	Remark	
	MHz	dBuV/m	dB	dBuV/m	dBuV	dB/m	dB	cm	deg		
1	30.00	38.84	-1.16	40.00	37.56	26.60	0.75	26.07	125	60 QP	
2	47.01	36.80	-3.20	40.00	45.23	16.80	0.75	25.98	125	80 QP	
3	80.22	35.75	-4.25	40.00	45.23	15.40	0.98	25.86	100	0 QP	
4	164.19	41.08	-2.42	43.50	48.35	16.97	1.20	25.44	100	90 QP	
5	458.20	30.48	-15.52	46.00	30.27	24.21	2.12	26.12	---	---	Peak
6	760.60	35.46	-10.54	46.00	31.86	27.08	2.77	26.25	---	---	Peak
7	941.90	36.85	-9.15	46.00	30.43	28.82	3.15	25.55	---	---	Peak
8	1960.00	59.72	-14.28	74.00	82.03	31.74	4.59	58.64	---	---	Peak
9	2622.00	41.20	-32.80	74.00	61.92	32.79	5.36	58.87	---	---	Peak
10	4798.00	41.40	-32.60	74.00	58.05	34.38	7.43	58.46	---	---	Peak
11	5712.00	39.93	-34.07	74.00	55.16	35.39	8.19	58.81	---	---	Peak
12	8526.00	41.49	-32.51	74.00	51.63	36.24	11.04	57.42	---	---	Peak
13	10282.00	42.35	-31.65	74.00	50.82	38.33	12.17	58.97	---	---	Peak
14	11124.00	42.67	-31.33	74.00	50.79	38.91	12.58	59.61	187	100	Peak



Test Mode :	Mode 4	Temperature :	23~25°C
Test Engineer :	Kear Huang	Relative Humidity :	48~52%
Test Distance :	3m	Polarization :	Horizontal
Function Type :	WCDMA Band II Idle + Bluetooth Idle + WLAN Idle + USB Cable (Data Link with Notebook) + Earphone + GPS Rx + FM Rx + SIM1 + SD Card		
Remark :	#8 is system simulator signal which can be ignored.		

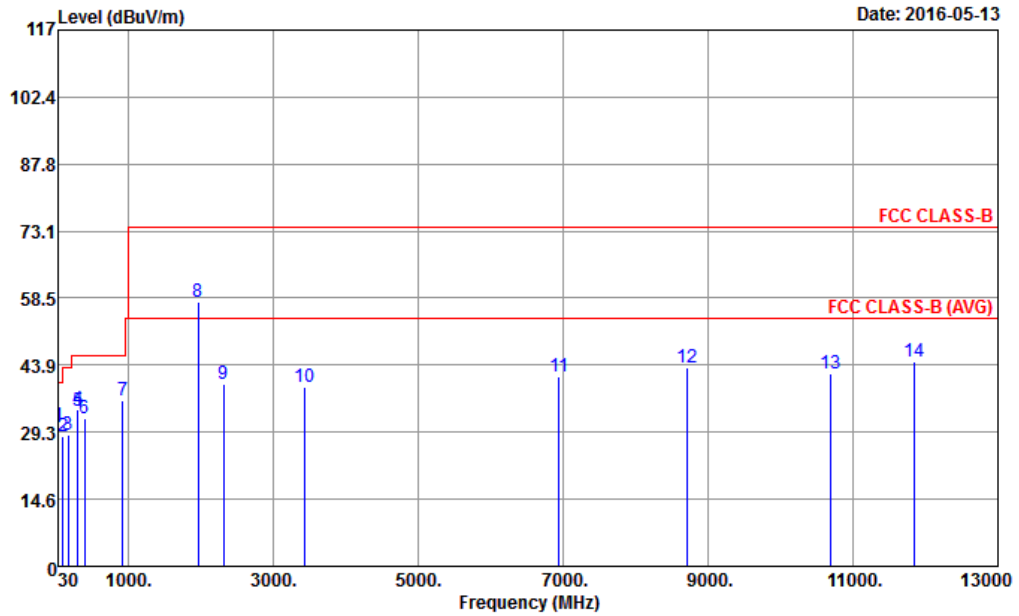


Condition : FCC CLASS-B 3m LF_ANT(23188)6_15101 HORIZONTAL
 Project : (FC) 640703
 Mode : Mode 4
 IMEI : 861133039999955/353919025680137

	Freq	Level	Over	Limit	ReadAntenna	Cable	Preamp	A/Pos	T/Pos	Remark	
	MHz	dBuV/m	dB	dBuV/m	dBuV	dB/m	dB	dB	cm	deg	
1	31.62	30.34	-9.66	40.00	29.80	25.84	0.75	26.05	---	---	Peak
2	98.04	29.06	-14.44	43.50	35.43	18.28	1.14	25.79	---	---	Peak
3	227.91	35.17	-10.83	46.00	42.85	15.97	1.54	25.19	---	---	Peak
4	299.73	39.02	-6.98	46.00	43.85	18.50	1.71	25.04	125	80	Peak
5	300.00	38.38	-7.62	46.00	43.21	18.50	1.71	25.04	---	---	Peak
6	399.40	34.61	-11.39	46.00	35.29	23.10	2.03	25.81	---	---	Peak
7	943.30	35.95	-10.05	46.00	29.50	28.84	3.15	25.54	---	---	Peak
8	1960.00	48.84			71.15	31.74	4.59	58.64	---	---	Peak
9	2018.00	35.05	-38.95	74.00	56.96	32.22	4.67	58.80	---	---	Peak
10	3346.00	39.05	-34.95	74.00	59.19	33.31	6.12	59.57	---	---	Peak
11	5174.00	40.57	-33.43	74.00	55.92	34.72	7.76	57.83	---	---	Peak
12	8054.00	44.01	-29.99	74.00	54.27	36.47	11.09	57.82	---	---	Peak
13	10292.00	44.69	-29.31	74.00	53.14	38.34	12.19	58.98	---	---	Peak
14	11856.00	45.50	-28.50	74.00	53.59	39.42	12.61	60.12	150	100	Peak



Test Mode :	Mode 4	Temperature :	23~25°C
Test Engineer :	Kear Huang	Relative Humidity :	48~52%
Test Distance :	3m	Polarization :	Vertical
Function Type :	WCDMA Band II Idle + Bluetooth Idle + WLAN Idle + USB Cable (Data Link with Notebook) + Earphone + GPS Rx + FM Rx + SIM1 + SD Card		
Remark :	#8 is system simulator signal which can be ignored.		



Condition : FCC CLASS-B 3m LF_ANT(23188)6_15101 VERTICAL
 Project : (FC) 640703
 Mode : Mode 4
 IMEI : 861133039999955/353919025680137

	Freq	Level	Over	Limit	ReadAntenna	Cable	Preamp	A/Pos	T/Pos	Remark	
	MHz	dBuV/m	dB	dBuV/m	dBuV	dB/m	dB	dB	cm	deg	
1	30.81	30.54	-9.46	40.00	29.63	26.22	0.75	26.06	100	0 Peak	
2	98.04	28.25	-15.25	43.50	34.62	18.28	1.14	25.79	---	---	Peak
3	166.62	28.83	-14.67	43.50	36.22	16.83	1.20	25.42	---	---	Peak
4	298.65	34.27	-11.73	46.00	39.14	18.46	1.71	25.04	---	---	Peak
5	300.00	33.77	-12.23	46.00	38.60	18.50	1.71	25.04	---	---	Peak
6	399.40	32.16	-13.84	46.00	32.84	23.10	2.03	25.81	---	---	Peak
7	925.10	36.27	-9.73	46.00	30.22	28.65	3.08	25.68	---	---	Peak
8	1960.00	57.72			80.03	31.74	4.59	58.64	---	---	Peak
9	2312.00	39.65	-34.35	74.00	60.74	32.51	4.98	58.58	---	---	Peak
10	3440.00	38.97	-35.03	74.00	59.06	33.37	6.19	59.65	---	---	Peak
11	6942.00	41.45	-32.55	74.00	53.56	36.12	9.26	57.49	---	---	Peak
12	8718.00	43.23	-30.77	74.00	53.54	36.46	10.95	57.72	---	---	Peak
13	10688.00	42.05	-31.95	74.00	50.27	38.61	12.41	59.24	---	---	Peak
14	11854.00	44.60	-29.40	74.00	52.68	39.41	12.61	60.10	165	20 Peak	



4. List of Measuring Equipment

Instrument	Manufacturer	Model No.	Serial No.	Characteristics	Calibration Date	Test Date	Due Date	Remark
EMI Test Receiver	R&S	ESR7	101404	9kHz~7GHz;Max x 30dBm	Oct. 20, 2015	Apr. 12, 2016~Apr. 13, 2016	Oct. 19, 2016	Conduction (CO01-SZ)
AC LISN	EMCO	3816/2SH	00103892	9kHz~30MHz	Jan. 12, 2016	Apr. 12, 2016~Apr. 13, 2016	Jan. 11, 2017	Conduction (CO01-SZ)
AC LISN (for auxiliary equipment)	MessTec	3816/2SH	00103912	9kHz~30MHz	Jan. 12, 2016	Apr. 12, 2016~Apr. 13, 2016	Jan. 11, 2017	Conduction (CO01-SZ)
AC Power Source	Chroma	61602	616020000891	100Vac~250Vac	Aug. 07, 2015	Apr. 12, 2016~Apr. 13, 2016	Aug. 06, 2016	Conduction (CO01-SZ)
Pulse Limiter	COM-POWER	LIT-153 Transient Limiter	53139	150kHz~30MHz	Oct. 20, 2015	Apr. 12, 2016~Apr. 13, 2016	Oct. 19, 2016	Conduction (CO01-SZ)
EMI Test Receiver	R&S	ESR7	101404	9kHz~7GHz; Max 30dBm	Oct. 20, 2015	May 13, 2016	Oct. 19, 2016	Radiation (03CH02-SZ)
Spectrum Analyzer	R&S	FSV40	101041	10kHz~40GHz; Max 30dBm	Oct. 20, 2015	May 13, 2016	Oct. 19, 2016	Radiation (03CH02-SZ)
Bilog Antenna	TeseQ	CBL6112D	23188	30MHz~2GHz	Oct. 17, 2015	May 13, 2016	Oct. 16, 2016	Radiation (03CH02-SZ)
Double Ridge Horn Antenna	SCHWARZBECK	BBHA 9120D	9120D-1285	1GHz~18GHz	Jan. 11, 2016	May 13, 2016	Jan. 10, 2017	Radiation (03CH02-SZ)
Amplifier	HP	8447F	3113A04622	9kHz~1300MHz / 30 dB	Aug. 07, 2015	May 13, 2016	Aug. 06, 2016	Radiation (03CH02-SZ)
Amplifier	Agilent	8449B	3008A01023	1GHz~26.5GHz	Oct. 20, 2015	May 13, 2016	Oct. 19, 2016	Radiation (03CH02-SZ)
AC Power Source	Chroma	61601	616010002470	N/A	NCR	May 13, 2016	NCR	Radiation (03CH02-SZ)
Turn Table	Chaintek	T-200	N/A	0~360 degree	NCR	May 13, 2016	NCR	Radiation (03CH02-SZ)
Antenna Mast	Chaintek	MBS-400	N/A	1 m~4 m	NCR	May 13, 2016	NCR	Radiation (03CH02-SZ)

NCR: No Calibration Required



5. Uncertainty of Evaluation

Uncertainty of Conducted Emission Measurement (150 kHz ~ 30 MHz)

Measuring Uncertainty for a Level of Confidence of 95% ($U = 2Uc(y)$)	2.3 dB
---	--------

Uncertainty of Radiated Emission Measurement (30 MHz ~ 1000 MHz)

Measuring Uncertainty for a Level of Confidence of 95% ($U = 2Uc(y)$)	5.0 dB
---	--------