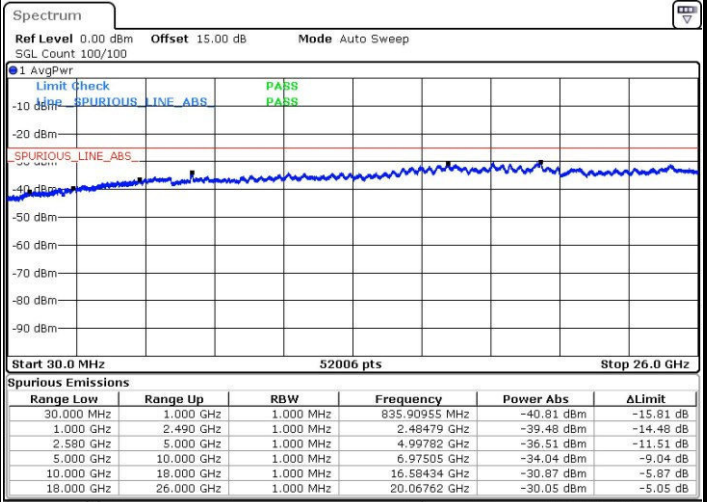
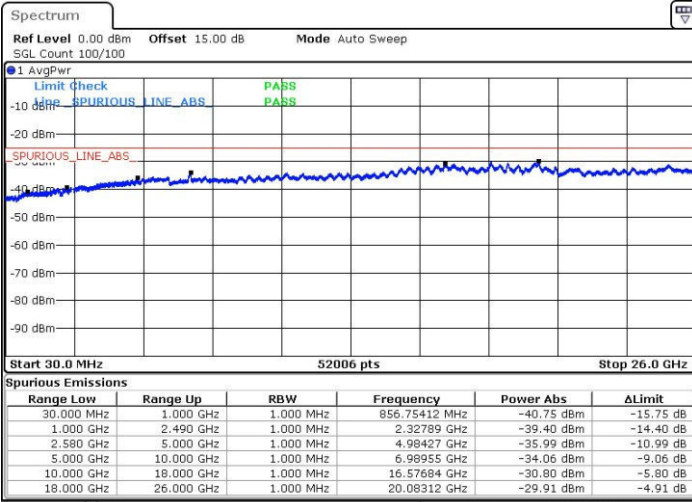




LTE Band 7 / 10MHz

Middle Channel / QPSK

Middle Channel / 16QAM

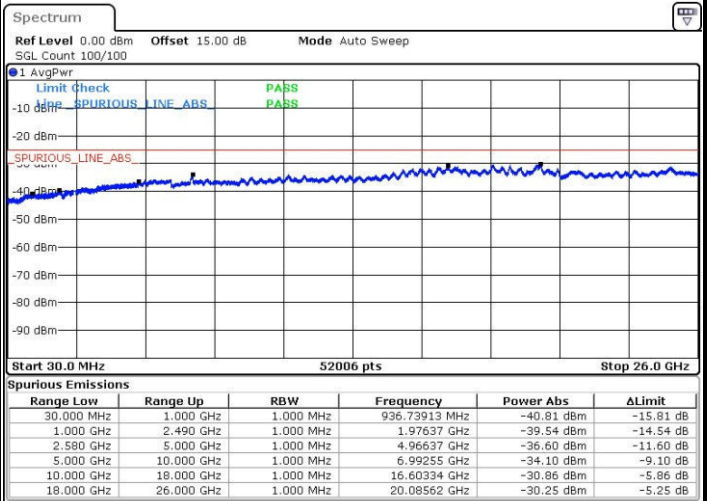
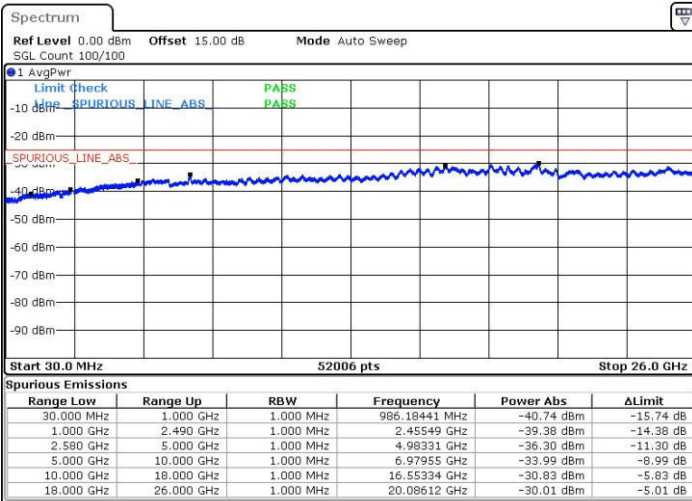


Date: 31.JUL.2016 06:49:08

Date: 31.JUL.2016 06:50:02

Highest Channel / QPSK

Highest Channel / 16QAM



Date: 31.JUL.2016 06:51:38

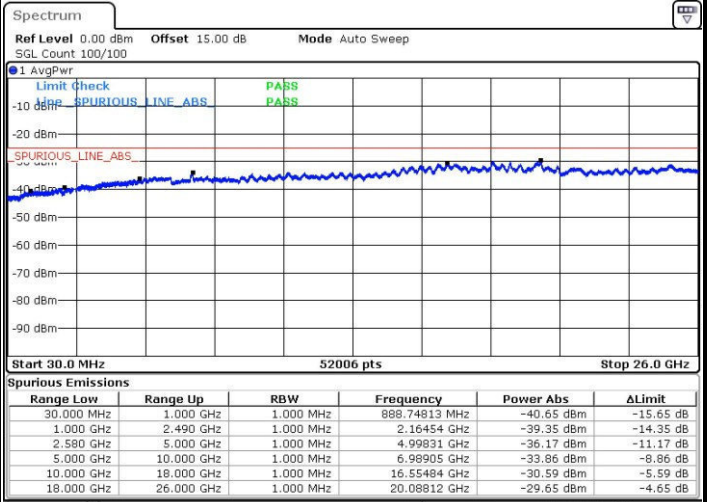
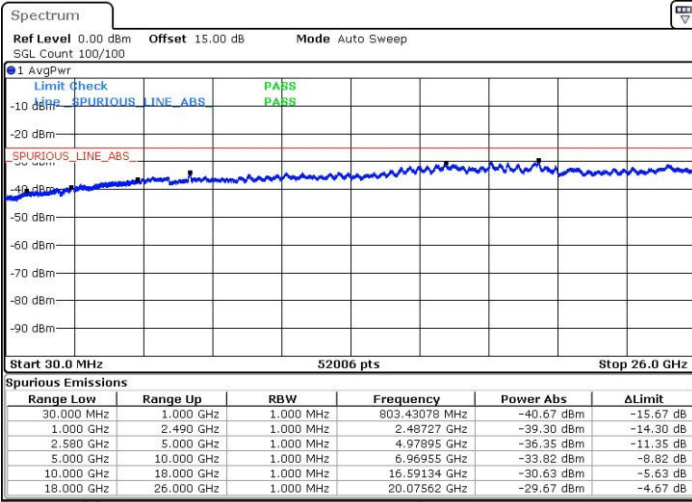
Date: 31.JUL.2016 06:52:32



LTE Band 7 / 15MHz

Lowest Channel / QPSK

Lowest Channel / 16QAM

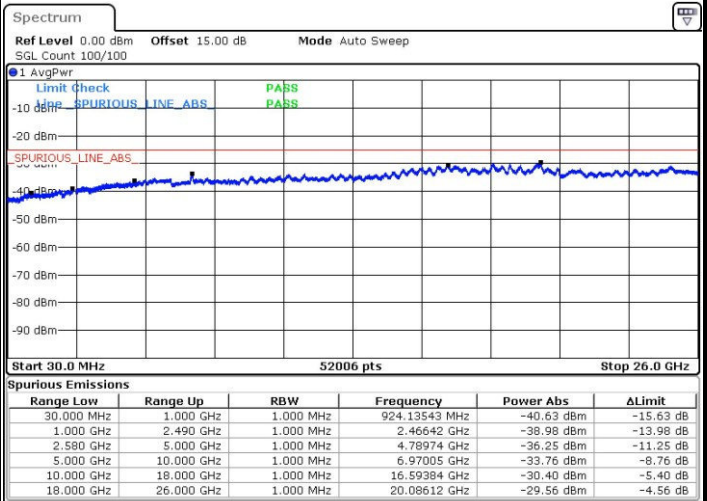
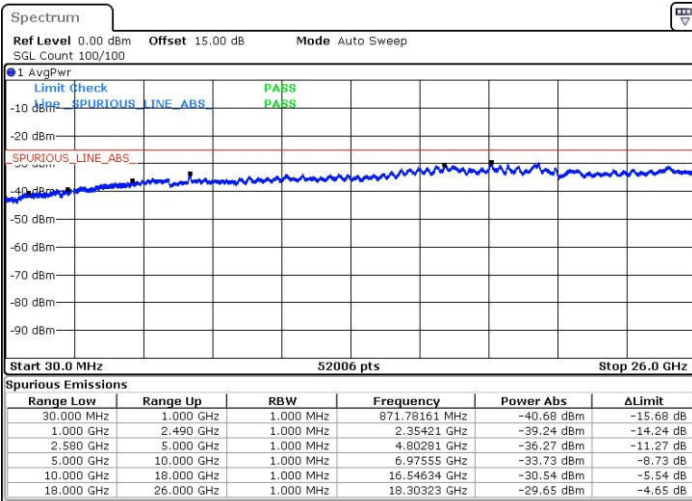


Date: 31.JUL.2016 06:54:09

Date: 31.JUL.2016 06:55:03

Middle Channel / QPSK

Middle Channel / 16QAM



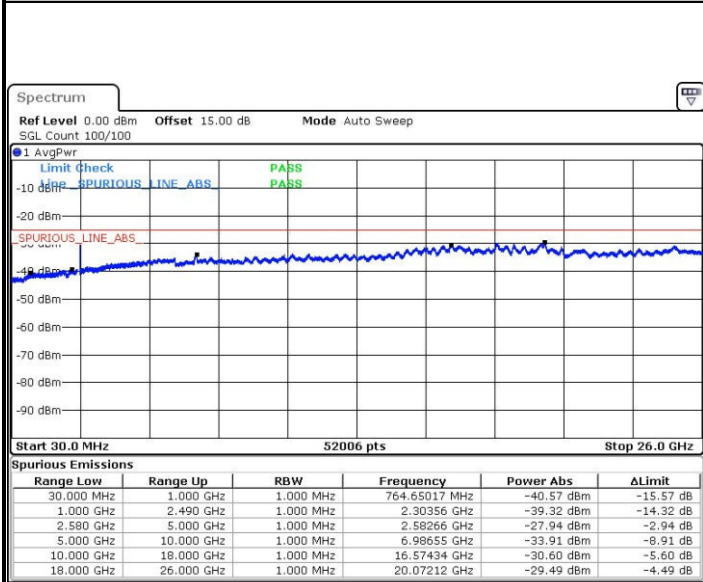
Date: 31.JUL.2016 06:56:40

Date: 31.JUL.2016 06:57:34



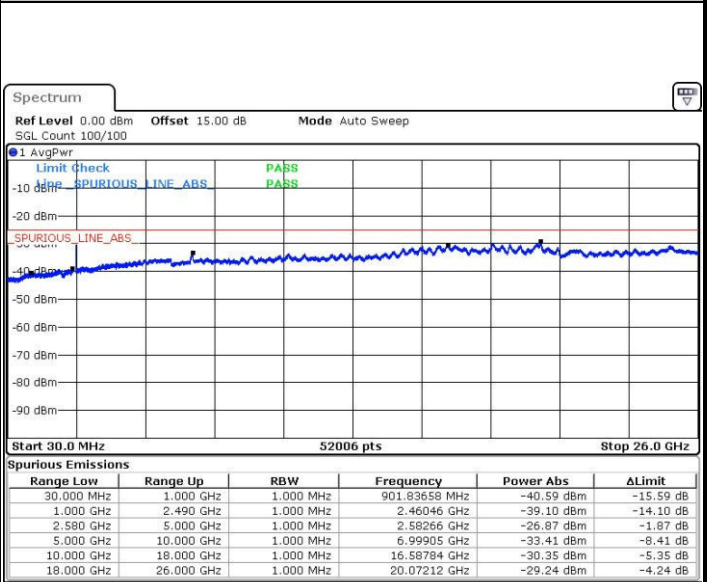
LTE Band 7 / 15MHz

Highest Channel / QPSK



Date: 31.JUL.2016 06:59:10

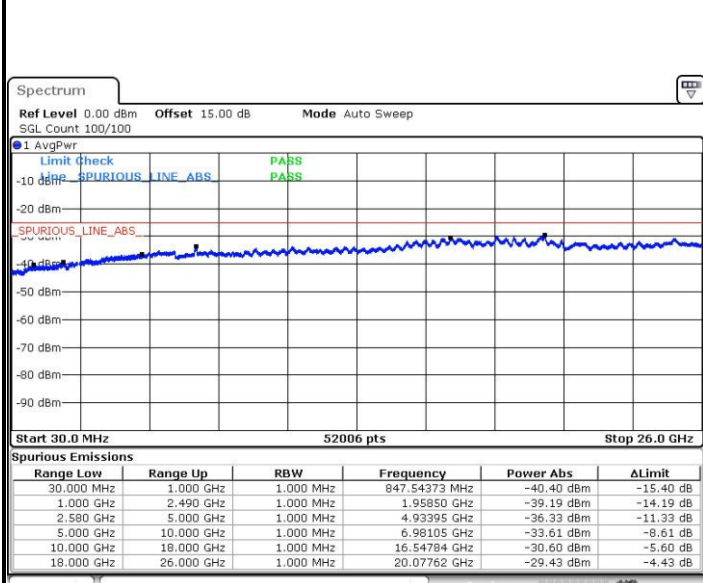
Highest Channel / 16QAM



Date: 31.JUL.2016 07:00:04

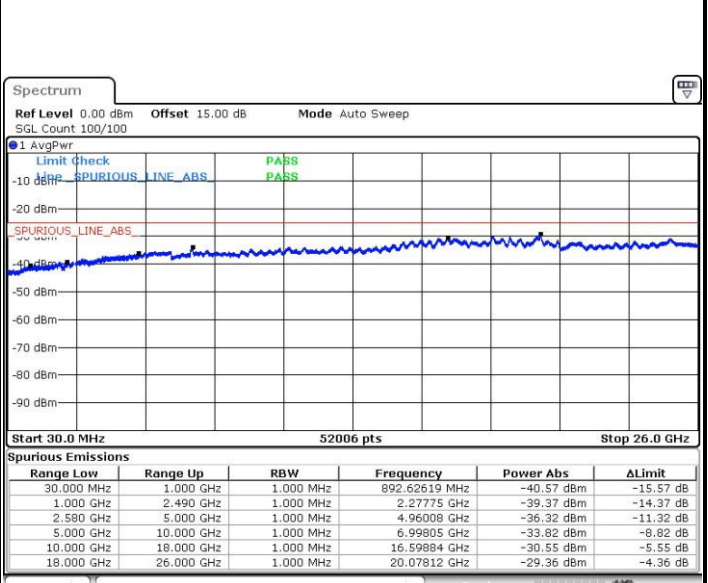
LTE Band 7 / 20MHz

Lowest Channel / QPSK



Date: 31.JUL.2016 07:01:41

Lowest Channel / 16QAM



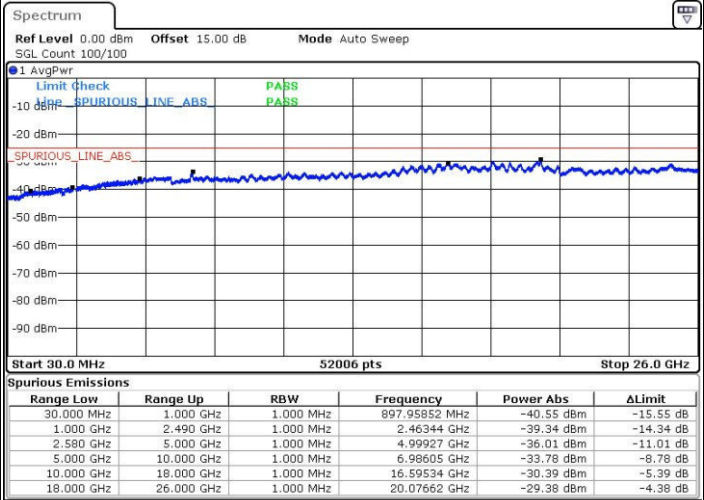
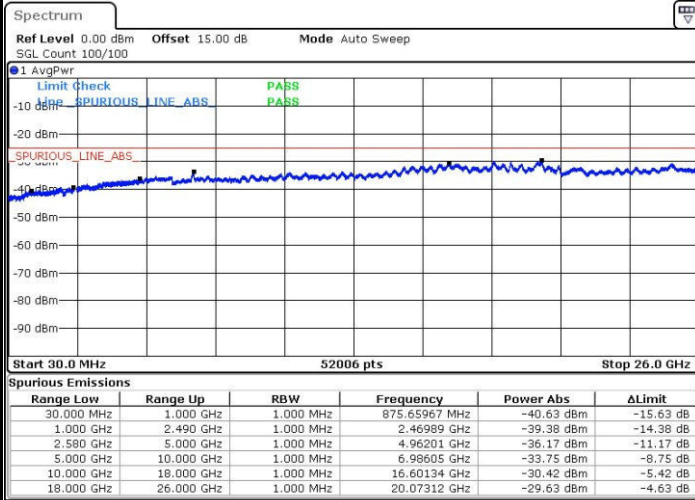
Date: 31.JUL.2016 07:02:35



LTE Band 7 / 20MHz

Middle Channel / QPSK

Middle Channel / 16QAM

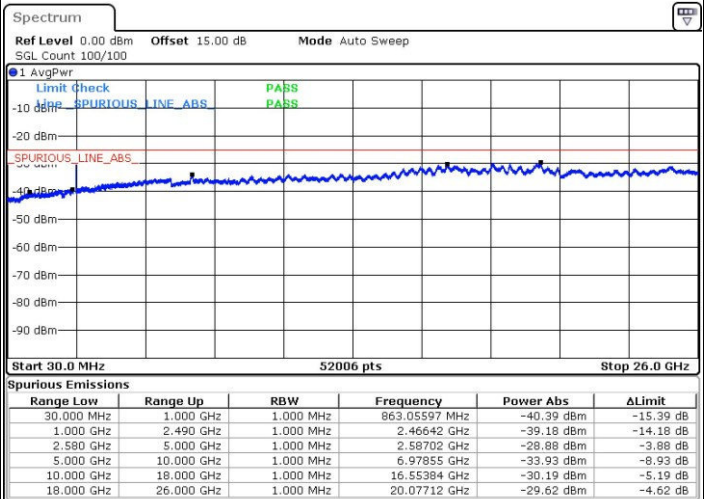
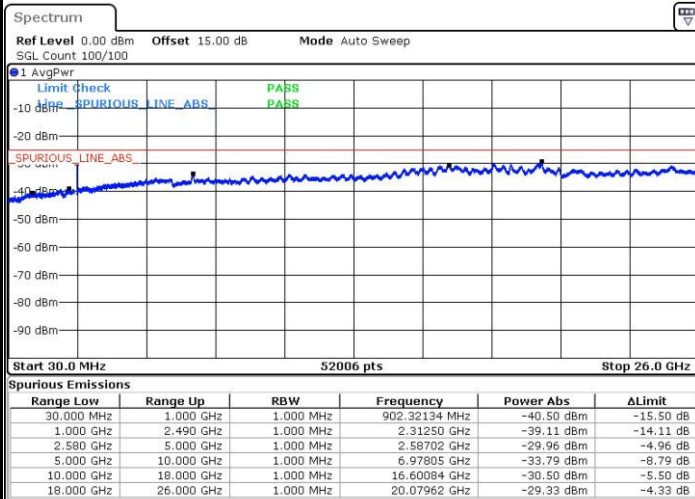


Date: 31.JUL.2016 07:04:11

Date: 31.JUL.2016 07:05:05

Highest Channel / QPSK

Highest Channel / 16QAM



Date: 31.JUL.2016 07:06:42

Date: 31.JUL.2016 07:07:36



### Frequency Stability

Test Conditions		LTE Band 2 (QPSK) / Middle Channel	Limit
Temperature (°C)	Voltage (Volt)	BW 10MHz	Note 2.
		Deviation (ppm)	Result
50	Normal Voltage	0.0016	PASS
40	Normal Voltage	0.0005	
30	Normal Voltage	0.0016	
20(Ref.)	Normal Voltage	0.0000	
10	Normal Voltage	0.0005	
0	Normal Voltage	0.0000	
-10	Normal Voltage	0.0011	
-20	Normal Voltage	0.0016	
-30	Normal Voltage	0.0000	
20	Maximum Voltage	0.0016	
20	Normal Voltage	0.0000	
20	Battery End Point	0.0005	

**Note:**

1. Normal Voltage =3.7 V. ; Battery End Point (BEP) =3.5 V. ; Maximum Voltage =4.3 V.
2. Note: The frequency fundamental emissions stay within the authorized frequency block based on the frequency deviation measured is small.



Test Conditions		LTE Band 4 (QPSK) / Middle Channel	Limit
Temperature (°C)	Voltage (Volt)	BW 10MHz	Note 2.
		Deviation (ppm)	Result
50	Normal Voltage	0.0058	PASS
40	Normal Voltage	0.0000	
30	Normal Voltage	0.0012	
20(Ref.)	Normal Voltage	0.0000	
10	Normal Voltage	0.0058	
0	Normal Voltage	0.0000	
-10	Normal Voltage	0.0063	
-20	Normal Voltage	0.0006	
-30	Normal Voltage	0.0000	
20	Maximum Voltage	0.0006	
20	Normal Voltage	0.0000	
20	Battery End Point	0.0006	

**Note:**

1. Normal Voltage =3.7 V. ; Battery End Point (BEP) =3.5 V. ; Maximum Voltage =4.3 V.
2. Note: The frequency fundamental emissions stay within the authorized frequency block based on the frequency deviation measured is small.



Test Conditions		LTE Band 7 (QPSK) / Middle Channel	Limit
Temperature (°C)	Voltage (Volt)	BW 10MHz	Note 2.
		Deviation (ppm)	Result
50	Normal Voltage	0.0008	PASS
40	Normal Voltage	0.0008	
30	Normal Voltage	0.0004	
20(Ref.)	Normal Voltage	0.0000	
10	Normal Voltage	0.0016	
0	Normal Voltage	0.0016	
-10	Normal Voltage	0.0008	
-20	Normal Voltage	0.0020	
-30	Normal Voltage	0.0004	
20	Maximum Voltage	0.0008	
20	Normal Voltage	0.0000	
20	Battery End Point	0.0008	

**Note:**

1. Normal Voltage =3.7 V. ; Battery End Point (BEP) =3.5 V. ; Maximum Voltage =4.3 V.
2. Note: The frequency fundamental emissions stay within the authorized frequency block based on the frequency deviation measured is small.



## Appendix B. Test Results of Radiated Test

### EIRP

LTE Band 2 / 1.4MHz (Average)							
Channel	Modulation	RB		Horizontal		Vertical	
		Size	Offset	EIRP(dBm)	EIRP(W)	EIRP(dBm)	EIRP(W)
Lowest	QPSK	3	0	19.81	0.0958	20.15	0.1035
Middle		3	0	19.81	0.0956	20.10	0.1024
Highest		3	3	20.11	0.1025	20.05	0.1012
Lowest	16QAM	3	3	18.84	0.0766	19.11	0.0815
Middle		1	3	18.88	0.0773	18.94	0.0784
Highest		1	0	18.97	0.0788	18.93	0.0782
Limit	EIRP < 2W			Result		PASS	

LTE Band 2 / 3MHz (Average)							
Channel	Modulation	RB		Horizontal		Vertical	
		Size	Offset	EIRP(dBm)	EIRP(W)	EIRP(dBm)	EIRP(W)
Lowest	QPSK	1	8	19.51	0.0894	19.95	0.0989
Middle		1	8	19.59	0.0910	19.85	0.0966
Highest		1	8	19.89	0.0976	19.85	0.0965
Lowest	16QAM	1	8	18.69	0.0740	19.07	0.0807
Middle		1	0	18.75	0.0750	18.96	0.0787
Highest		1	0	18.91	0.0778	18.90	0.0776
Limit	EIRP < 2W			Result		PASS	





LTE Band 2 / 5MHz (Average)							
Channel	Modulation	RB		Horizontal		Vertical	
		Size	Offset	EIRP(dBm)	EIRP(W)	EIRP(dBm)	EIRP(W)
Lowest	QPSK	1	12	19.61	0.0915	19.99	0.0997
Middle		1	0	19.63	0.0919	19.86	0.0969
Highest		1	12	19.83	0.0961	19.85	0.0966
Lowest	16QAM	1	12	18.76	0.0752	19.08	0.0809
Middle		1	0	18.81	0.0760	18.98	0.0791
Highest		1	0	18.86	0.0769	18.90	0.0776
Limit	EIRP < 2W			Result		PASS	

LTE Band 2 / 10MHz (Average)							
Channel	Modulation	RB		Horizontal		Vertical	
		Size	Offset	EIRP(dBm)	EIRP(W)	EIRP(dBm)	EIRP(W)
Lowest	QPSK	1	0	19.46	0.0883	19.79	0.0954
Middle		1	0	19.47	0.0885	19.68	0.0929
Highest		1	0	19.55	0.0901	19.74	0.0941
Lowest	16QAM	1	25	18.75	0.0750	19.04	0.0802
Middle		1	25	18.77	0.0753	18.91	0.0778
Highest		1	25	18.83	0.0764	18.96	0.0787
Limit	EIRP < 2W			Result		PASS	



LTE Band 2 / 15MHz (Average)							
Channel	Modulation	RB		Horizontal		Vertical	
		Size	Offset	EIRP(dBm)	EIRP(W)	EIRP(dBm)	EIRP(W)
Lowest	QPSK	1	0	19.47	0.0884	19.84	0.0964
Middle		1	0	19.34	0.0858	19.72	0.0937
Highest		1	0	19.58	0.0908	19.73	0.0940
Lowest	16QAM	1	37	18.80	0.0759	19.10	0.0813
Middle		1	0	18.74	0.0748	18.97	0.0789
Highest		1	0	18.91	0.0778	18.88	0.0773
Limit	EIRP < 2W			Result		PASS	

LTE Band 2 / 20MHz (Average)							
Channel	Modulation	RB		Horizontal		Vertical	
		Size	Offset	EIRP(dBm)	EIRP(W)	EIRP(dBm)	EIRP(W)
Lowest	QPSK	1	0	19.51	0.0893	19.93	0.0983
Middle		1	0	19.43	0.0877	19.78	0.0951
Highest		1	0	19.49	0.0889	19.84	0.0965
Lowest	16QAM	1	0	18.71	0.0743	19.06	0.0805
Middle		1	0	18.73	0.0746	18.98	0.0791
Highest		1	0	18.85	0.0767	19.00	0.0794
Limit	EIRP < 2W			Result		PASS	



LTE Band 4 / 1.4MHz (Average)							
Channel	Modulation	RB		Horizontal		Vertical	
		Size	Offset	EIRP(dBm)	EIRP(W)	EIRP(dBm)	EIRP(W)
Lowest	QPSK	3	0	21.04	0.1270	21.20	0.1318
Middle		3	0	21.06	0.1276	21.39	0.1378
Highest		3	0	20.62	0.1153	20.93	0.1239
Lowest	16QAM	1	0	19.90	0.0978	20.07	0.1016
Middle		1	3	20.01	0.1002	20.16	0.1038
Highest		1	3	19.50	0.0892	19.70	0.0932
Limit	EIRP < 1W			Result		PASS	

LTE Band 4 / 3MHz (Average)							
Channel	Modulation	RB		Horizontal		Vertical	
		Size	Offset	EIRP(dBm)	EIRP(W)	EIRP(dBm)	EIRP(W)
Lowest	QPSK	1	8	20.74	0.1186	20.99	0.1256
Middle		1	8	20.86	0.1218	21.13	0.1298
Highest		1	0	20.39	0.1094	20.70	0.1176
Lowest	16QAM	1	0	19.91	0.0979	20.10	0.1023
Middle		1	8	20.04	0.1009	20.21	0.1050
Highest		1	8	19.58	0.0908	19.76	0.0946
Limit	EIRP < 1W			Result		PASS	



LTE Band 4 / 5MHz (Average)							
Channel	Modulation	RB		Horizontal		Vertical	
		Size	Offset	EIRP(dBm)	EIRP(W)	EIRP(dBm)	EIRP(W)
Lowest	QPSK	1	0	20.81	0.1204	21.03	0.1268
Middle		1	12	20.90	0.1229	21.21	0.1322
Highest		1	0	20.47	0.1115	20.79	0.1199
Lowest	16QAM	1	12	19.89	0.0975	20.04	0.1009
Middle		1	12	19.99	0.0998	20.17	0.1040
Highest		1	0	19.50	0.0891	19.71	0.0935
Limit	EIRP < 1W			Result		PASS	

LTE Band 4/ 10MHz (Average)							
Channel	Modulation	RB		Horizontal		Vertical	
		Size	Offset	EIRP(dBm)	EIRP(W)	EIRP(dBm)	EIRP(W)
Lowest	QPSK	1	0	20.81	0.1206	21.03	0.1266
Middle		1	25	20.78	0.1196	21.08	0.1282
Highest		1	0	20.65	0.1162	20.95	0.1245
Lowest	16QAM	1	0	19.89	0.0975	20.08	0.1019
Middle		1	0	19.88	0.0973	20.09	0.1021
Highest		1	0	19.82	0.0959	19.96	0.0991
Limit	EIRP < 1W			Result		PASS	



LTE Band 4 / 15MHz (Average)							
Channel	Modulation	RB		Horizontal		Vertical	
		Size	Offset	EIRP(dBm)	EIRP(W)	EIRP(dBm)	EIRP(W)
Lowest	QPSK	1	0	20.84	0.1214	20.93	0.1238
Middle		1	37	20.85	0.1216	20.91	0.1232
Highest		1	0	20.39	0.1095	20.47	0.1115
Lowest	16QAM	1	0	19.92	0.0982	20.15	0.1035
Middle		1	37	19.88	0.0973	20.16	0.1038
Highest		1	0	19.78	0.0951	20.10	0.1023
Limit	EIRP < 1W			Result		PASS	

LTE Band 4 / 20MHz (Average)							
Channel	Modulation	RB		Horizontal		Vertical	
		Size	Offset	EIRP(dBm)	EIRP(W)	EIRP(dBm)	EIRP(W)
Lowest	QPSK	1	0	20.81	0.1206	20.89	0.1228
Middle		1	0	20.82	0.1208	20.84	0.1214
Highest		1	0	20.78	0.1197	20.86	0.1218
Lowest	16QAM	1	99	19.92	0.0982	20.15	0.1035
Middle		1	49	19.87	0.0971	20.09	0.1021
Highest		1	0	19.96	0.0991	20.27	0.1064
Limit	EIRP < 1W			Result		PASS	



LTE Band 7 / 5MHz (Average)							
Channel	Modulation	RB		Horizontal		Vertical	
		Size	Offset	EIRP(dBm)	EIRP(W)	EIRP(dBm)	EIRP(W)
Lowest	QPSK	1	0	17.10	0.0513	14.13	0.0259
Middle		1	0	16.89	0.0488	15.80	0.0380
Highest		1	24	16.79	0.0477	16.76	0.0474
Lowest	16QAM	1	0	16.01	0.0399	13.46	0.0222
Middle		1	0	15.90	0.0389	15.29	0.0338
Highest		1	24	16.49	0.0445	16.25	0.0422
Limit	EIRP < 2W			Result		PASS	

LTE Band 7 / 10MHz (Average)							
Channel	Modulation	RB		Horizontal		Vertical	
		Size	Offset	EIRP(dBm)	EIRP(W)	EIRP(dBm)	EIRP(W)
Lowest	QPSK	1	25	17.25	0.0531	14.34	0.0272
Middle		1	49	17.15	0.0519	15.56	0.0360
Highest		1	49	16.42	0.0438	16.15	0.0412
Lowest	16QAM	1	49	15.94	0.0393	13.56	0.0227
Middle		1	25	15.74	0.0375	15.33	0.0341
Highest		1	0	16.48	0.0445	16.24	0.0421
Limit	EIRP < 2W			Result		PASS	



LTE Band 7 / 15MHz (Average)							
Channel	Modulation	RB		Horizontal		Vertical	
		Size	Offset	EIRP(dBm)	EIRP(W)	EIRP(dBm)	EIRP(W)
Lowest	QPSK	1	74	17.07	0.0509	14.69	0.0294
Middle		1	74	16.80	0.0479	16.14	0.0411
Highest		1	0	17.17	0.0521	16.96	0.0496
Lowest	16QAM	1	74	15.90	0.0389	13.73	0.0236
Middle		1	74	15.58	0.0361	15.36	0.0344
Highest		1	0	16.44	0.0441	16.14	0.0411
Limit	EIRP < 2W			Result		PASS	

LTE Band 7 / 20MHz (Average)							
Channel	Modulation	RB		Horizontal		Vertical	
		Size	Offset	EIRP(dBm)	EIRP(W)	EIRP(dBm)	EIRP(W)
Lowest	QPSK	1	99	16.42	0.0438	14.19	0.0262
Middle		1	99	16.65	0.0462	16.17	0.0414
Highest		1	99	17.15	0.0519	16.91	0.0490
Lowest	16QAM	1	99	15.74	0.0375	13.84	0.0242
Middle		1	99	15.50	0.0355	15.43	0.0349
Highest		1	99	16.43	0.0440	16.13	0.0410
Limit	EIRP < 2W			Result		PASS	



### Radiated Spurious Emission

LTE Band 2 / 1.4MHz / QPSK / RB Size 1 Offset 0									
Channel	Frequency ( MHz )	EIRP ( dBm )	Limit ( dBm )	Over Limit ( dB )	SPA Reading (dBm)	S.G. Power ( dBm )	TX Cable loss ( dB )	TX Antenna Gain (dBi)	Polarization (H/V)
Middle	3758.92	-45.86	-13	-32.86	-60.52	-53.61	4.85	12.60	H
	5638.38	-29.42	-13	-16.42	-50.24	-36.94	5.58	13.10	H
	7517.84	-46.59	-13	-33.59	-68.17	-51.33	6.56	11.30	H
	3758.92	-46.75	-13	-33.75	-61.84	-54.50	4.85	12.6	V
	5638.38	-33.13	-13	-20.13	-54.18	-40.65	5.58	13.1	V
	7517.84	-48.91	-13	-35.91	-70.61	-53.65	6.56	11.3	V

Remark: Spurious emissions within 30-1000MHz were found more than 20dB below limit line.

LTE Band 2 / 3MHz / QPSK / RB Size 1 Offset 0									
Channel	Frequency ( MHz )	EIRP ( dBm )	Limit ( dBm )	Over Limit ( dB )	SPA Reading (dBm)	S.G. Power ( dBm )	TX Cable loss ( dB )	TX Antenna Gain (dBi)	Polarization (H/V)
Middle	3757.48	-46.59	-13	-33.59	-61.25	-54.34	4.85	12.60	H
	5636.22	-27.77	-13	-14.77	-48.92	-35.29	5.58	13.10	H
	7514.96	-45.80	-13	-32.80	-67.38	-50.54	6.56	11.30	H
	3757.48	-47.90	-13	-34.90	-62.99	-55.65	4.85	12.6	V
	5636.22	-35.36	-13	-22.36	-55.85	-42.88	5.58	13.1	V
	7514.96	-49.78	-13	-36.78	-71.48	-54.52	6.56	11.3	V

Remark: Spurious emissions within 30-1000MHz were found more than 20dB below limit line.





LTE Band 2 / 5MHz / QPSK / RB Size 1 Offset 0									
Channel	Frequency ( MHz )	EIRP ( dBm )	Limit ( dBm )	Over Limit ( dB )	SPA Reading (dBm)	S.G. Power ( dBm )	TX Cable loss ( dB )	TX Antenna Gain (dBi)	Polarization (H/V)
Middle	3755.68	-44.86	-13	-31.86	-59.52	-52.61	4.85	12.60	H
	5633.52	-28.80	-13	-15.80	-49.76	-36.32	5.58	13.10	H
	7511.36	-45.63	-13	-32.63	-67.21	-50.37	6.56	11.30	H
	3755.68	-46.02	-13	-33.02	-61.11	-53.77	4.85	12.6	V
	5633.52	-31.58	-13	-18.58	-52.99	-39.10	5.58	13.1	V
	7511.36	-49.75	-13	-36.75	-71.45	-54.49	6.56	11.3	V

Remark: Spurious emissions within 30-1000MHz were found more than 20dB below limit line.

LTE Band 2 / 10MHz / QPSK / RB Size 1 Offset 0									
Channel	Frequency ( MHz )	EIRP ( dBm )	Limit ( dBm )	Over Limit ( dB )	SPA Reading (dBm)	S.G. Power ( dBm )	TX Cable loss ( dB )	TX Antenna Gain (dBi)	Polarization (H/V)
Middle	3751	-43.41	-13	-30.41	-58.07	-51.16	4.85	12.60	H
	5626.5	-27.24	-13	-14.24	-48.45	-34.76	5.58	13.10	H
	7502	-46.12	-13	-33.12	-67.70	-50.86	6.56	11.30	H
	3751	-46.25	-13	-33.25	-61.34	-54.00	4.85	12.6	V
	5626.5	-32.03	-13	-19.03	-53.45	-39.55	5.58	13.1	V
	7502	-49.91	-13	-36.91	-71.61	-54.65	6.56	11.3	V

Remark: Spurious emissions within 30-1000MHz were found more than 20dB below limit line.



LTE Band 2 / 15MHz / QPSK / RB Size 1 Offset 0									
Channel	Frequency ( MHz )	EIRP ( dBm )	Limit ( dBm )	Over Limit ( dB )	SPA Reading (dBm)	S.G. Power ( dBm )	TX Cable loss ( dB )	TX Antenna Gain (dBi)	Polarization (H/V)
Middle	3746.68	-42.71	-13	-29.71	-57.37	-50.46	4.85	12.60	H
	5620.02	-27.23	-13	-14.23	-48.44	-34.75	5.58	13.10	H
	7493.36	-46.39	-13	-33.39	-67.97	-51.13	6.56	11.30	H
	3746.68	-45.31	-13	-32.31	-60.4	-53.06	4.85	12.6	V
	5620.02	-31.54	-13	-18.54	-52.95	-39.06	5.58	13.1	V
	7493.36	-50.05	-13	-37.05	-71.75	-54.79	6.56	11.3	V

Remark: Spurious emissions within 30-1000MHz were found more than 20dB below limit line.

LTE Band 2 / 20MHz / QPSK / RB Size 1 Offset 0									
Channel	Frequency ( MHz )	EIRP ( dBm )	Limit ( dBm )	Over Limit ( dB )	SPA Reading (dBm)	S.G. Power ( dBm )	TX Cable loss ( dB )	TX Antenna Gain (dBi)	Polarization (H/V)
Middle	3742.18	-41.63	-13	-28.63	-56.35	-49.38	4.85	12.60	H
	5613.27	-24.47	-13	-11.47	-45.60	-31.99	5.58	13.10	H
	7484.36	-45.65	-13	-32.65	-67.23	-50.39	6.56	11.30	H
	3742.18	-44.88	-13	-31.88	-59.97	-52.63	4.85	12.6	V
	5613.27	-28.79	-13	-15.79	-50.87	-36.31	5.58	13.1	V
	7484.36	-49.04	-13	-36.04	-70.74	-53.78	6.56	11.3	V

Remark: Spurious emissions within 30-1000MHz were found more than 20dB below limit line.



LTE Band 4 / 1.4MHz / QPSK / RB Size 1 Offset 0									
Channel	Frequency ( MHz )	EIRP ( dBm )	Limit ( dBm )	Over Limit ( dB )	SPA Reading (dBm)	S.G. Power ( dBm )	TX Cable loss ( dB )	TX Antenna Gain (dBi)	Polarization (H/V)
Middle	3463.74	-46.74	-13	-33.74	-62.53	-54.97	4.37	12.60	H
	5195.61	-34.87	-13	-21.87	-55.47	-42.63	4.94	12.70	H
	6927.48	-45.18	-13	-32.18	-66.56	-50.56	6.32	11.70	H
	3463.74	-42.28	-13	-29.28	-57.99	-50.51	4.37	12.6	V
	5195.61	-34.40	-13	-21.40	-55.62	-42.16	4.94	12.7	V
	6927.48	-43.10	-13	-30.10	-64.54	-48.48	6.32	11.7	V

Remark: Spurious emissions within 30-1000MHz were found more than 20dB below limit line.

LTE Band 4 / 3MHz / QPSK / RB Size 1 Offset 0									
Channel	Frequency ( MHz )	EIRP ( dBm )	Limit ( dBm )	Over Limit ( dB )	SPA Reading (dBm)	S.G. Power ( dBm )	TX Cable loss ( dB )	TX Antenna Gain (dBi)	Polarization (H/V)
Middle	3462.48	-46.63	-13	-33.63	-62.42	-54.86	4.37	12.60	H
	5193.72	-35.21	-13	-22.21	-55.70	-42.97	4.94	12.70	H
	6924.96	-46.36	-13	-33.36	-67.74	-51.74	6.32	11.70	H
	3462.48	-42.36	-13	-29.36	-58.07	-50.59	4.37	12.6	V
	5193.72	-31.40	-13	-18.40	-53.23	-39.16	4.94	12.7	V
	6924.96	-39.08	-13	-26.08	-60.91	-44.46	6.32	11.7	V

Remark: Spurious emissions within 30-1000MHz were found more than 20dB below limit line.



LTE Band 4 / 5MHz / QPSK / RB Size 1 Offset 0									
Channel	Frequency ( MHz )	EIRP ( dBm )	Limit ( dBm )	Over Limit ( dB )	SPA Reading (dBm)	S.G. Power ( dBm )	TX Cable loss ( dB )	TX Antenna Gain (dBi)	Polarization (H/V)
Middle	3460.68	-46.01	-13	-33.01	-61.80	-54.24	4.37	12.60	H
	5191.02	-32.13	-13	-19.13	-53.15	-39.89	4.94	12.70	H
	6921.36	-44.72	-13	-31.72	-66.10	-50.10	6.32	11.70	H
	3460.68	-44.71	-13	-31.71	-60.42	-52.94	4.37	12.6	V
	5191.02	-30.80	-13	-17.80	-52.7	-38.56	4.94	12.7	V
	6921.36	-38.99	-13	-25.99	-60.78	-44.37	6.32	11.7	V

Remark: Spurious emissions within 30-1000MHz were found more than 20dB below limit line.

LTE Band 4 / 10MHz / QPSK / RB Size 1 Offset 0									
Channel	Frequency ( MHz )	EIRP ( dBm )	Limit ( dBm )	Over Limit ( dB )	SPA Reading (dBm)	S.G. Power ( dBm )	TX Cable loss ( dB )	TX Antenna Gain (dBi)	Polarization (H/V)
Middle	3456.18	-45.75	-13	-32.75	-61.54	-53.98	4.37	12.60	H
	5184.27	-33.97	-13	-20.97	-54.77	-41.73	4.94	12.70	H
	6912.36	-47.88	-13	-34.88	-69.26	-53.26	6.32	11.70	H
	3456.18	-41.93	-13	-28.93	-57.64	-50.16	4.37	12.6	V
	5184.27	-33.33	-13	-20.33	-54.63	-41.09	4.94	12.7	V
	6912.36	-38.99	-13	-25.99	-60.7	-44.37	6.32	11.7	V

Remark: Spurious emissions within 30-1000MHz were found more than 20dB below limit line.



LTE Band 4 / 15MHz / QPSK / RB Size 1 Offset 0									
Channel	Frequency ( MHz )	EIRP ( dBm )	Limit ( dBm )	Over Limit ( dB )	SPA Reading (dBm)	S.G. Power ( dBm )	TX Cable loss ( dB )	TX Antenna Gain (dBi)	Polarization (H/V)
Middle	3451.68	-45.05	-13	-32.05	-60.84	-53.28	4.37	12.60	H
	5177.52	-34.96	-13	-21.96	-55.54	-42.72	4.94	12.70	H
	6903.36	-44.31	-13	-31.31	-65.69	-49.69	6.32	11.70	H
	3451.68	-44.76	-13	-31.76	-60.47	-52.99	4.37	12.6	V
	5177.52	-32.20	-13	-19.20	-53.85	-39.96	4.94	12.7	V
	6903.36	-40.40	-13	-27.40	-61.84	-45.78	6.32	11.7	V

Remark: Spurious emissions within 30-1000MHz were found more than 20dB below limit line.

LTE Band 4 / 20MHz / QPSK / RB Size 1 Offset 0									
Channel	Frequency ( MHz )	EIRP ( dBm )	Limit ( dBm )	Over Limit ( dB )	SPA Reading (dBm)	S.G. Power ( dBm )	TX Cable loss ( dB )	TX Antenna Gain (dBi)	Polarization (H/V)
Middle	3447.18	-47.62	-13	-34.62	-63.41	-55.85	4.37	12.60	H
	5170.77	-38.09	-13	-25.09	-57.87	-45.85	4.94	12.70	H
	6894.36	-46.87	-13	-33.87	-68.25	-52.25	6.32	11.70	H
	3447.18	-45.21	-13	-32.21	-60.92	-53.44	4.37	12.6	V
	5170.77	-38.44	-13	-25.44	-58.55	-46.20	4.94	12.7	V
	6894.36	-47.45	-13	-34.45	-68.89	-52.83	6.32	11.7	V

Remark: Spurious emissions within 30-1000MHz were found more than 20dB below limit line.



LTE Band 7 / 5MHz / QPSK / RB Size 1 Offset 0									
Channel	Frequency ( MHz )	EIRP ( dBm )	Limit ( dBm )	Over Limit ( dB )	SPA Reading (dBm)	S.G. Power ( dBm )	TX Cable loss ( dB )	TX Antenna Gain (dBi)	Polarization (H/V)
Middle	5065.50	-42.18	-25	-17.18	-58.38	-53.94	0.94	12.70	H
	7598.25	-39.30	-25	-14.30	-60.67	-49.31	1.69	11.70	H
	10131.00	-49.37	-25	-24.37	-73.73	-60.03	1.44	12.10	H
	12663.75	-50.69	-25	-25.69	-78.75	-62.32	1.97	13.60	H
	5065.50	-47.08	-25	-22.08	-62.83	-58.84	0.94	12.70	V
	7598.25	-36.90	-25	-11.90	-57.89	-46.91	1.69	11.70	V
	10131.00	-51.11	-25	-26.11	-74.01	-61.77	1.44	12.10	V
	12663.75	-50.03	-25	-25.03	-77.26	-61.66	1.97	13.60	V

Remark: Spurious emissions within 30-1000MHz were found more than 20dB below limit line.

LTE Band 7 / 10MHz / QPSK / RB Size 1 Offset 0									
Channel	Frequency ( MHz )	EIRP ( dBm )	Limit ( dBm )	Over Limit ( dB )	SPA Reading (dBm)	S.G. Power ( dBm )	TX Cable loss ( dB )	TX Antenna Gain (dBi)	Polarization (H/V)
Middle	5061.00	-43.86	-25	-18.86	-60.06	-55.62	0.94	12.70	H
	7591.50	-38.92	-25	-13.92	-60.29	-48.93	1.69	11.70	H
	10122.00	-47.21	-25	-22.21	-71.57	-57.87	1.44	12.10	H
	12652.50	-50.98	-25	-25.98	-79.04	-62.61	1.97	13.60	H
	5061.00	-48.23	-25	-23.23	-63.98	-59.99	0.94	12.70	V
	7591.50	-36.38	-25	-11.38	-57.37	-46.39	1.69	11.70	V
	10122.00	-47.43	-25	-22.43	-70.33	-58.09	1.44	12.10	V
	12652.50	-50.54	-25	-25.54	-77.77	-62.17	1.97	13.60	V

Remark: Spurious emissions within 30-1000MHz were found more than 20dB below limit line.



LTE Band 7 / 15MHz / QPSK / RB Size 1 Offset 0									
Channel	Frequency ( MHz )	EIRP ( dBm )	Limit ( dBm )	Over Limit ( dB )	SPA Reading (dBm)	S.G. Power ( dBm )	TX Cable loss ( dB )	TX Antenna Gain (dBi)	Polarization (H/V)
Middle	5056.50	-41.56	-25	-16.56	-57.76	-53.32	0.94	12.70	H
	7584.75	-36.30	-25	-11.30	-57.67	-46.31	1.69	11.70	H
	10113.00	-45.80	-25	-20.80	-70.16	-56.46	1.44	12.10	H
	12641.25	-49.79	-25	-24.79	-77.85	-61.42	1.97	13.60	H
	5056.50	-44.09	-25	-19.09	-59.84	-55.85	0.94	12.70	V
	7584.75	-37.05	-25	-12.05	-58.04	-47.06	1.69	11.70	V
	10113.00	-46.88	-25	-21.88	-69.78	-57.54	1.44	12.10	V
	12641.25	-48.90	-25	-23.90	-76.13	-60.53	1.97	13.60	V

Remark: Spurious emissions within 30-1000MHz were found more than 20dB below limit line.

LTE Band 7 / 20MHz / QPSK / RB Size 1 Offset 0									
Channel	Frequency ( MHz )	EIRP ( dBm )	Limit ( dBm )	Over Limit ( dB )	SPA Reading (dBm)	S.G. Power ( dBm )	TX Cable loss ( dB )	TX Antenna Gain (dBi)	Polarization (H/V)
Middle	5052.00	-43.47	-25	-18.47	-59.67	-55.23	0.94	12.70	H
	7578.00	-38.89	-25	-13.89	-60.26	-48.90	1.69	11.70	H
	10104.00	-46.68	-25	-21.68	-71.04	-57.34	1.44	12.10	H
	12630.00	-50.69	-25	-25.69	-78.75	-62.32	1.97	13.60	H
	5052.00	-45.00	-25	-20.00	-60.75	-56.76	0.94	12.70	V
	7578.00	-38.38	-25	-13.38	-59.37	-48.39	1.69	11.70	V
	10104.00	-47.45	-25	-22.45	-70.35	-58.11	1.44	12.10	V
	12630.00	-50.20	-25	-25.20	-77.43	-61.83	1.97	13.60	V

Remark: Spurious emissions within 30-1000MHz were found more than 20dB below limit line.