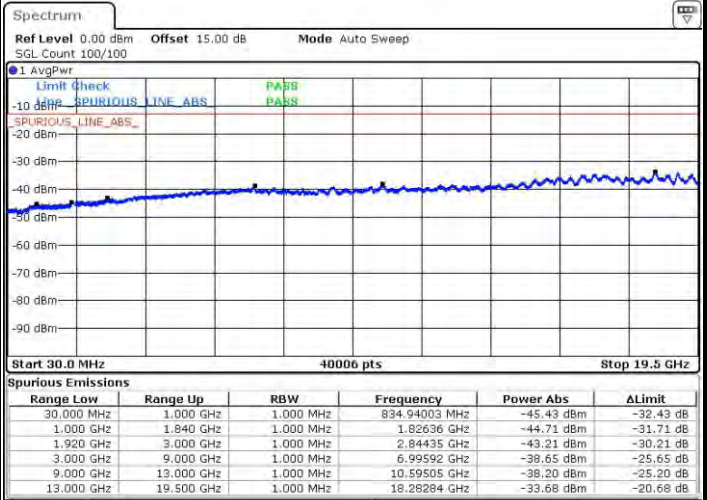
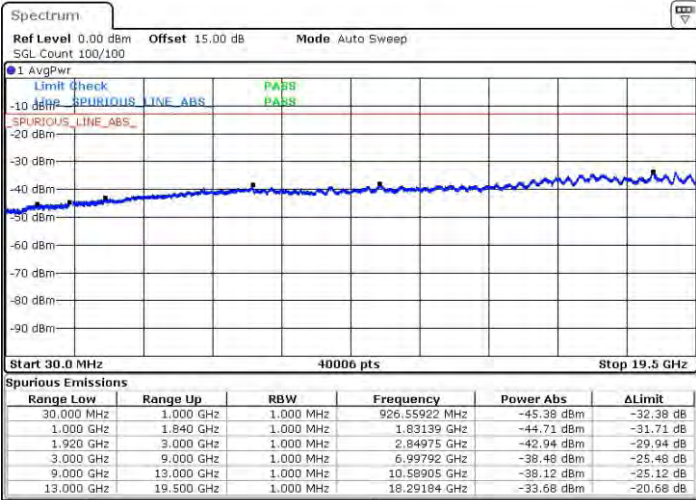




LTE Band 2 / 3MHz

Middle Channel / QPSK

Middle Channel / 16QAM

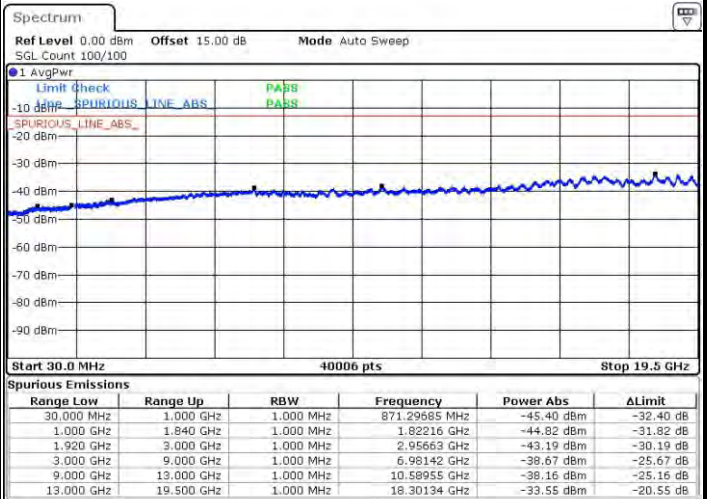
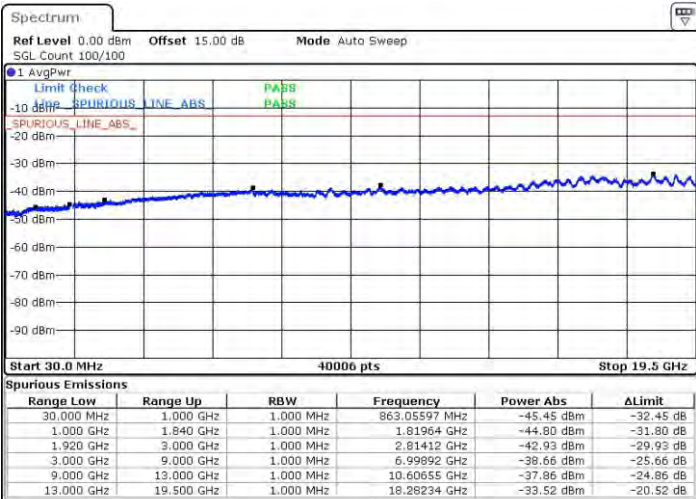


Date: 10.SEP.2015 19:17:17

Date: 10.SEP.2015 19:18:14

Highest Channel / QPSK

Highest Channel / 16QAM



Date: 10.SEP.2015 19:24:32

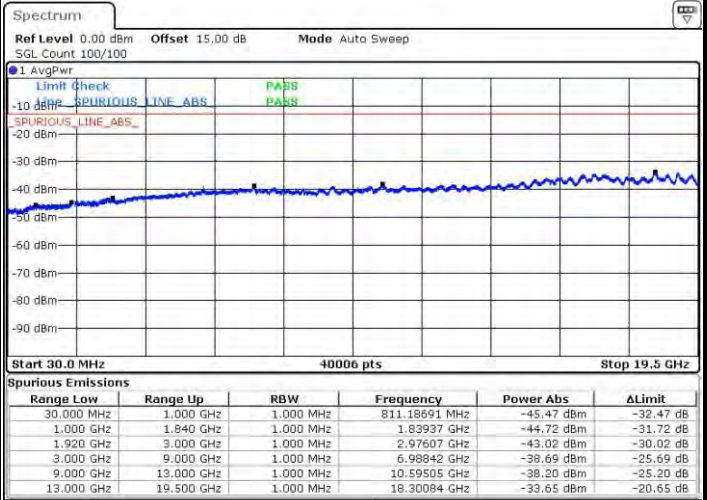
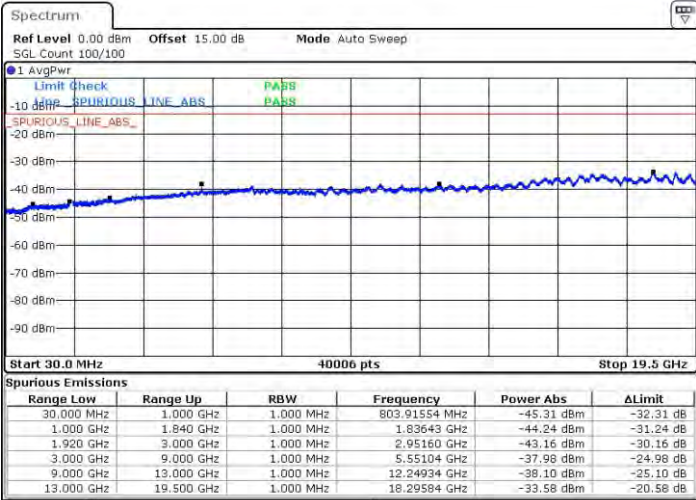
Date: 10.SEP.2015 19:25:29



LTE Band 2 / 5MHz

Lowest Channel / QPSK

Lowest Channel / 16QAM

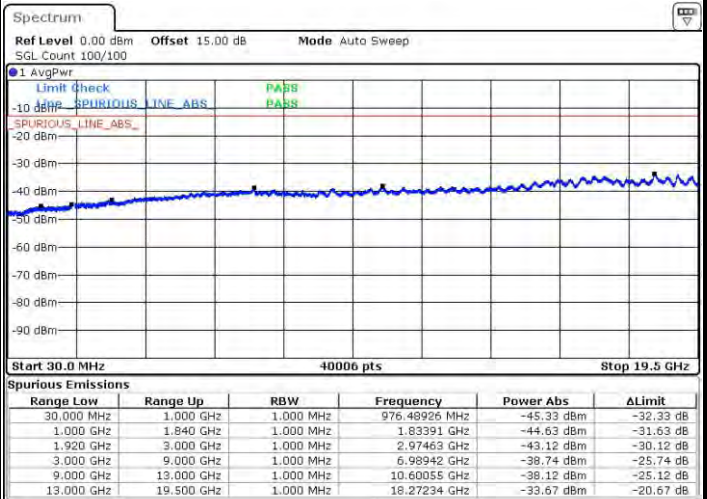
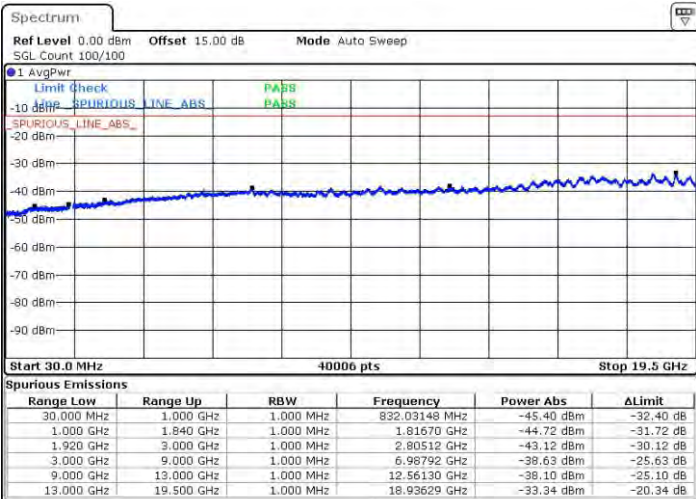


Date: 10.SEP.2015 19:31:47

Date: 10.SEP.2015 19:32:44

Middle Channel / QPSK

Middle Channel / 16QAM



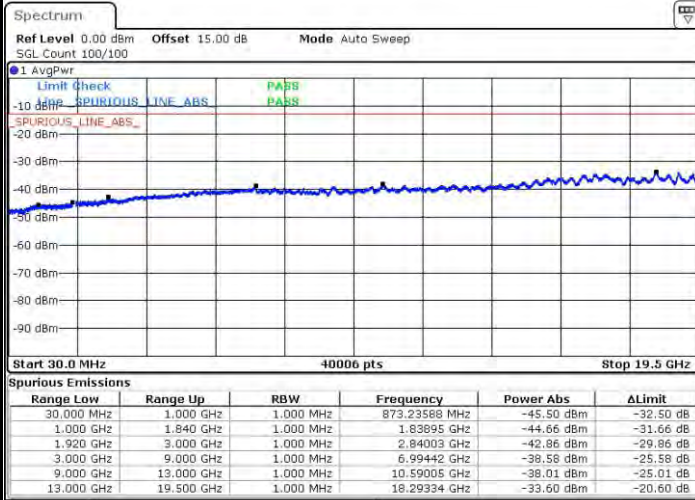
Date: 10.SEP.2015 19:34:23

Date: 10.SEP.2015 19:35:20



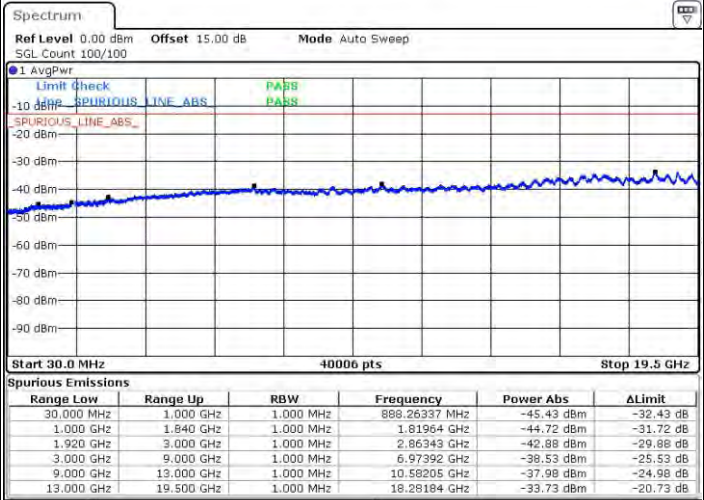
LTE Band 2 / 5MHz

Highest Channel / QPSK



Date: 10.SEP.2015 19:41:38

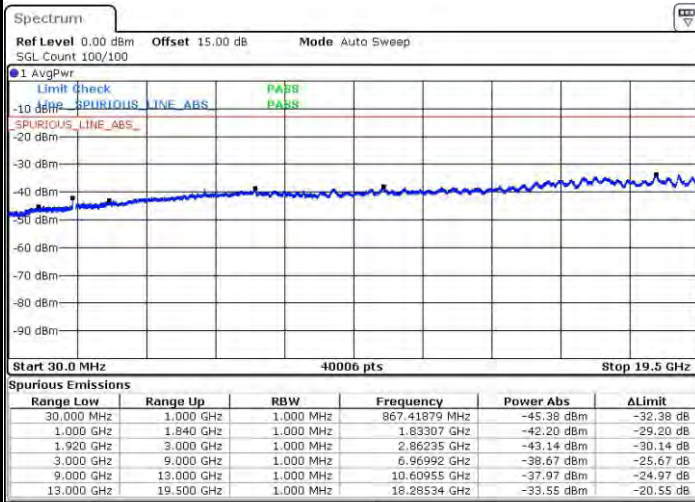
Highest Channel / 16QAM



Date: 10.SEP.2015 19:42:35

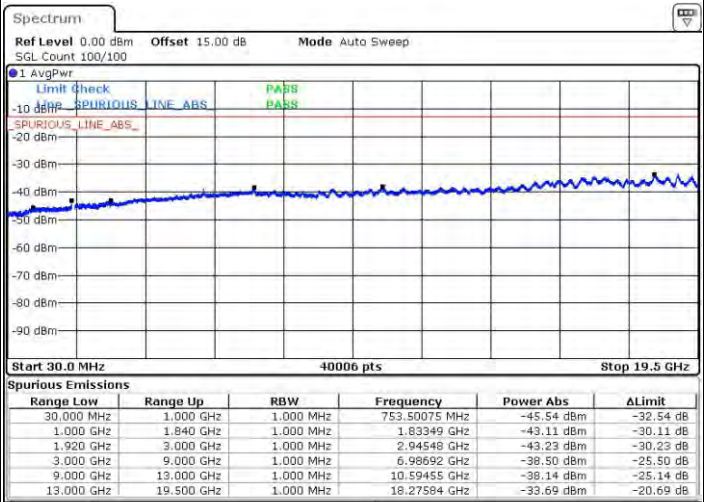
LTE Band 2 / 10MHz

Lowest Channel / QPSK



Date: 10.SEP.2015 20:19:34

Lowest Channel / 16QAM



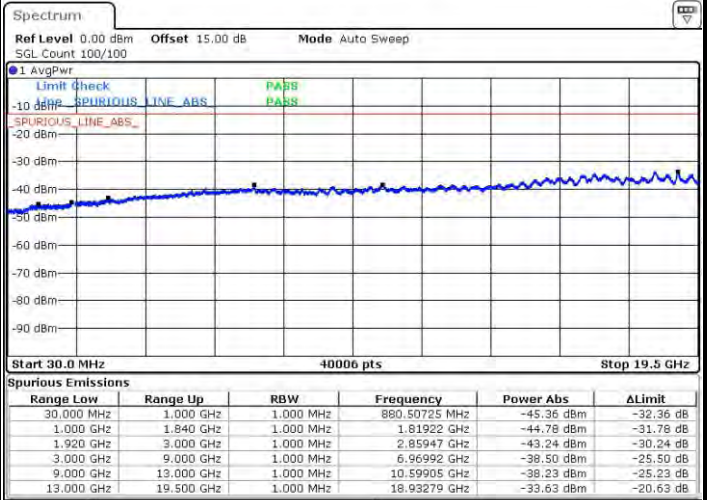
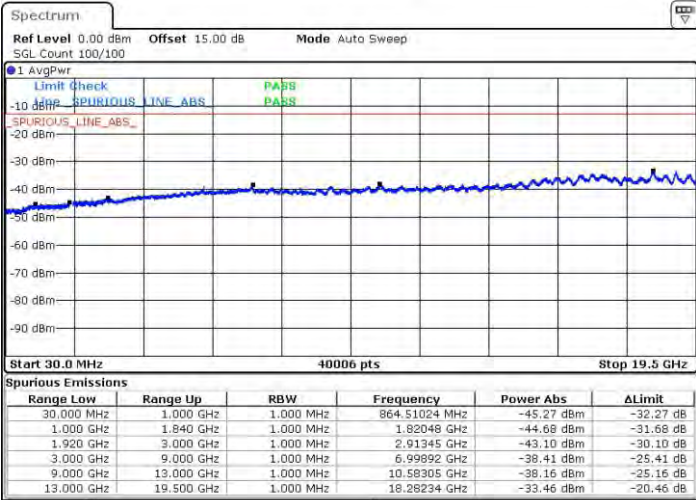
Date: 10.SEP.2015 20:20:31



LTE Band 2 / 10MHz

Middle Channel / QPSK

Middle Channel / 16QAM

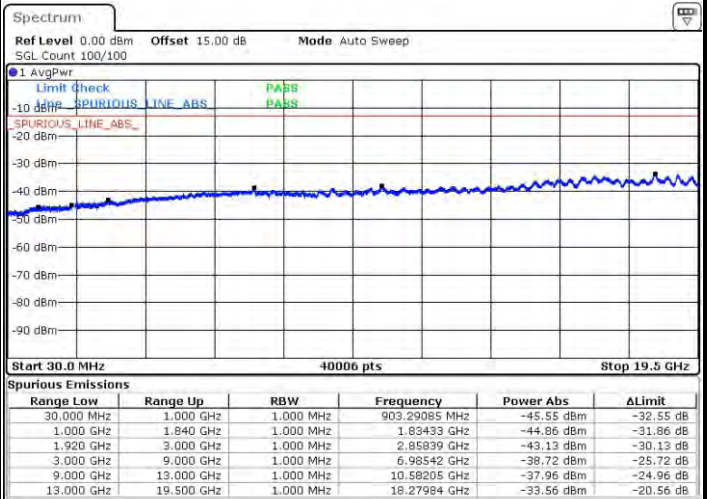
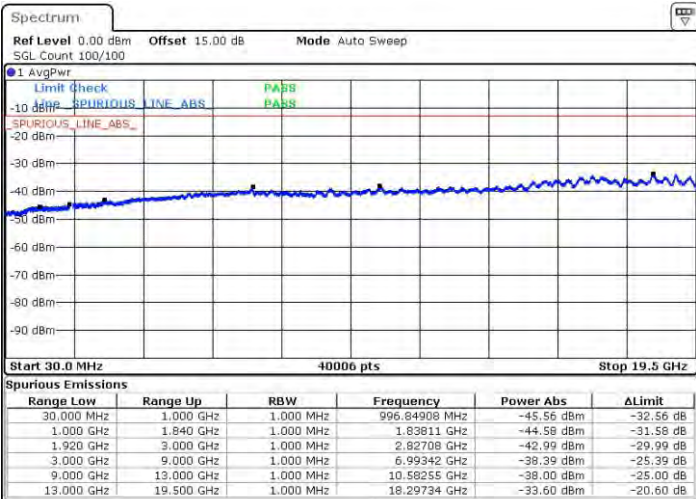


Date: 10.SEP.2015 20:22:10

Date: 10.SEP.2015 20:23:07

Highest Channel / QPSK

Highest Channel / 16QAM



Date: 10.SEP.2015 20:28:29

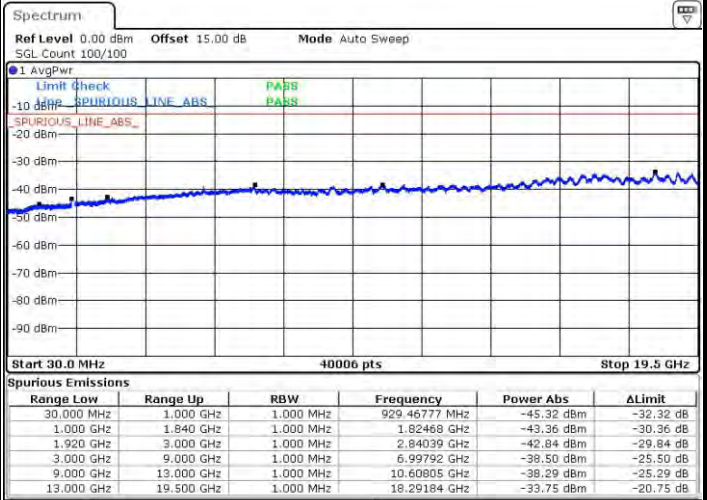
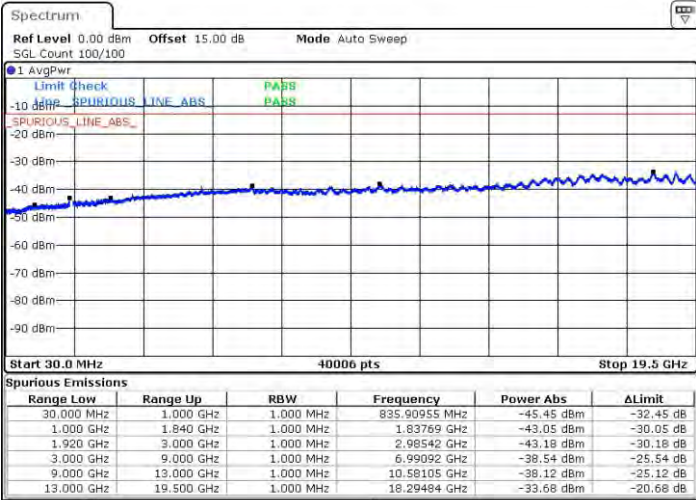
Date: 10.SEP.2015 20:30:22



LTE Band 2 / 15MHz

Lowest Channel / QPSK

Lowest Channel / 16QAM

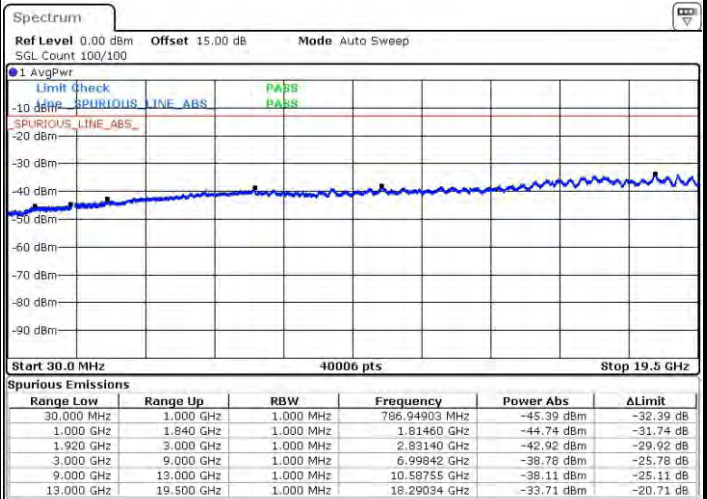
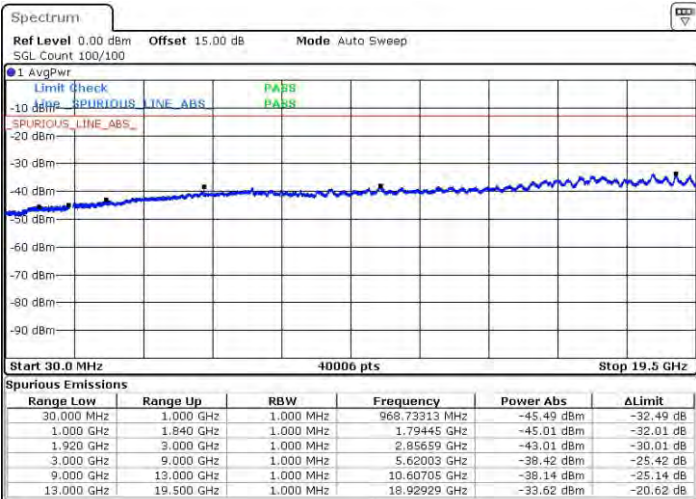


Date: 10.SEP.2015 20:36:40

Date: 10.SEP.2015 20:37:26

Middle Channel / QPSK

Middle Channel / 16QAM



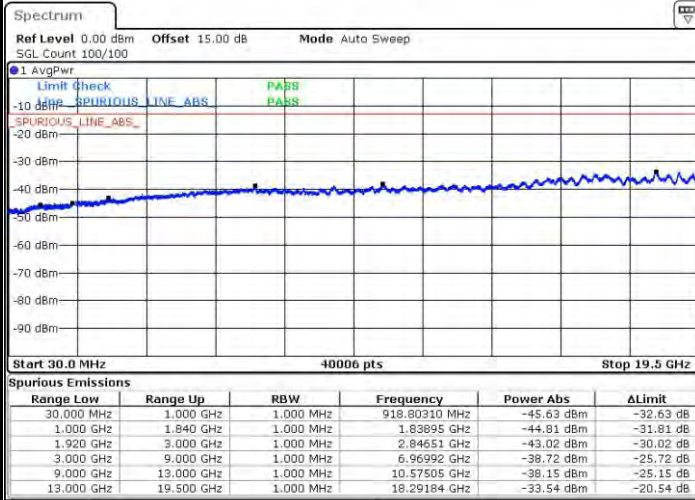
Date: 10.SEP.2015 20:39:19

Date: 10.SEP.2015 20:40:12



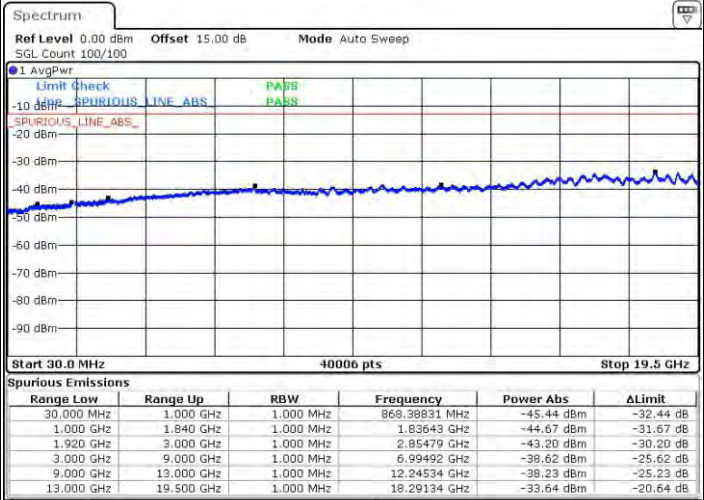
LTE Band 2 / 15MHz

Highest Channel / QPSK



Date: 10.SEP.2015 20:46:29

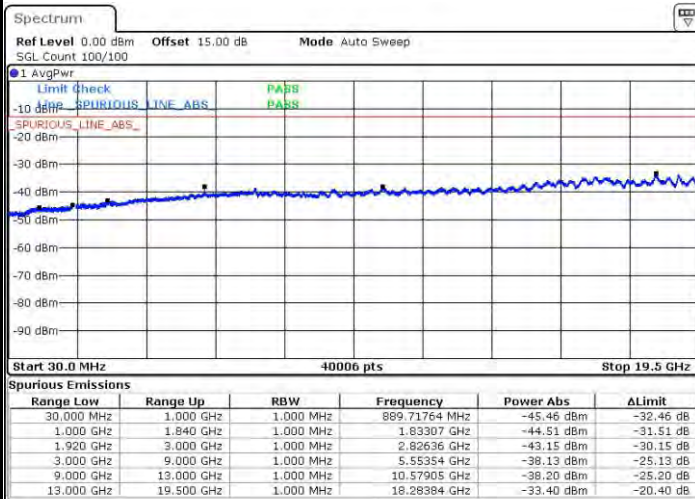
Highest Channel / 16QAM



Date: 10.SEP.2015 20:47:26

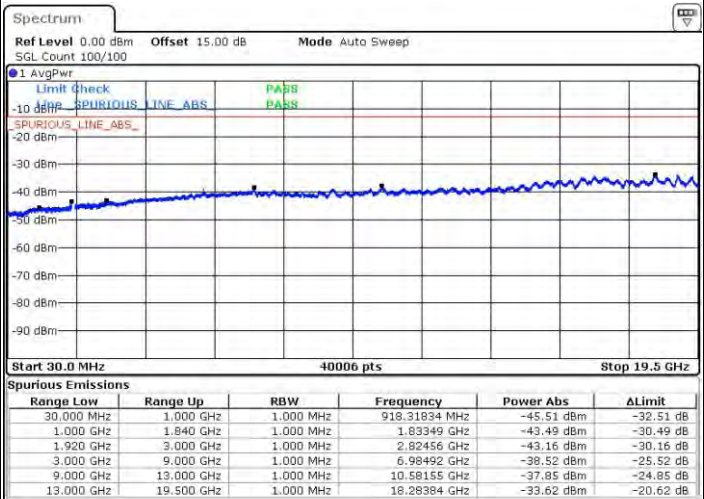
LTE Band 2 / 20MHz

Lowest Channel / QPSK



Date: 10.SEP.2015 20:53:44

Lowest Channel / 16QAM



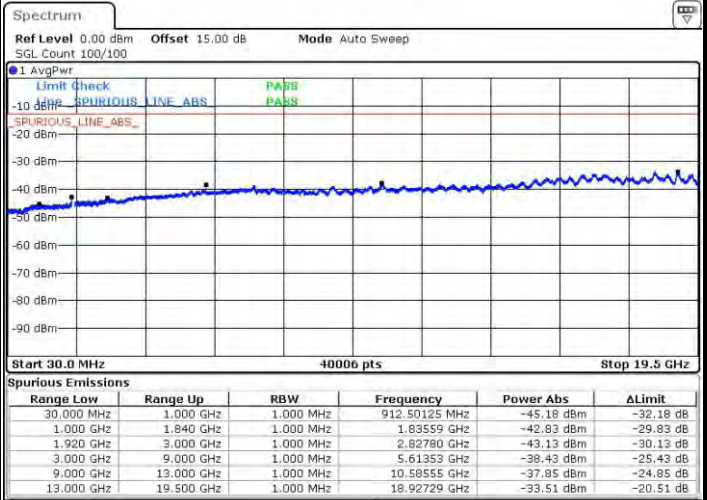
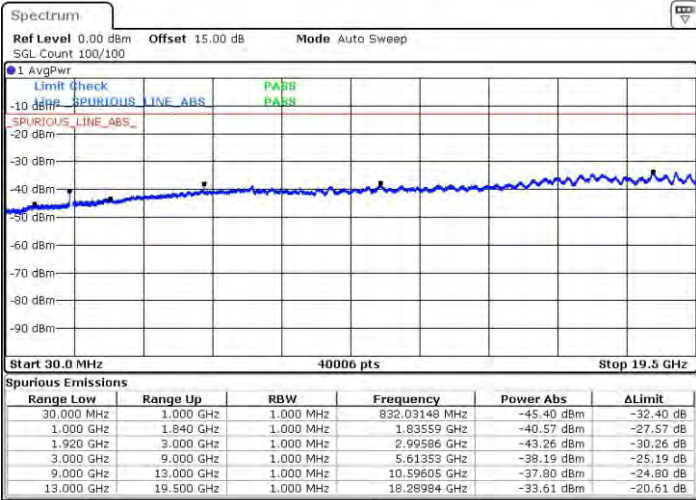
Date: 10.SEP.2015 20:54:40



LTE Band 2 / 20MHz

Middle Channel / QPSK

Middle Channel / 16QAM

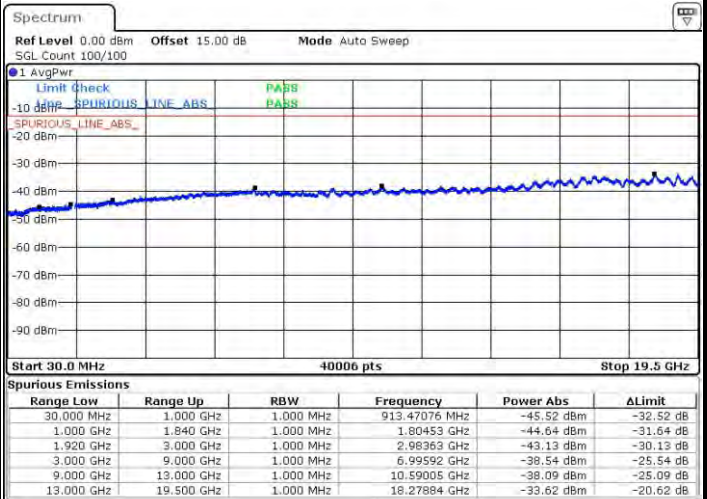
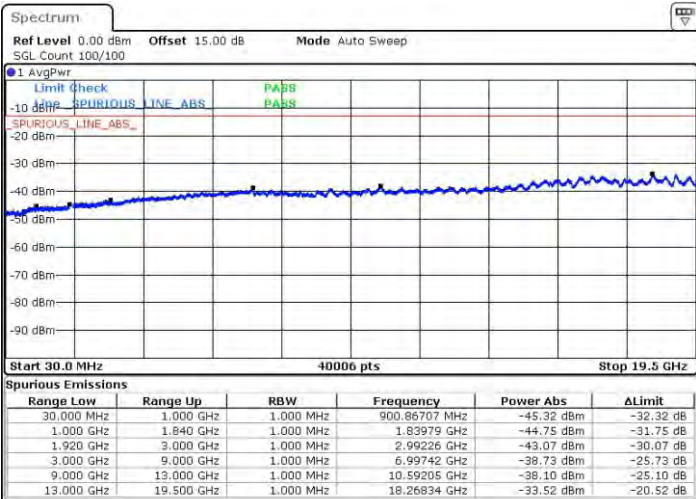


Date: 10.SEP.2015 20:56:19

Date: 10.SEP.2015 20:57:15

Highest Channel / QPSK

Highest Channel / 16QAM



Date: 10.SEP.2015 21:03:32

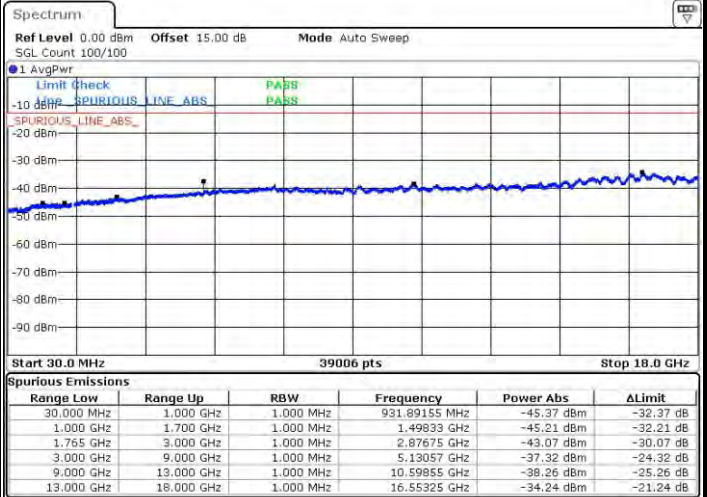
Date: 10.SEP.2015 21:04:26



LTE Band 4 / 1.4MHz

Lowest Channel / QPSK

Lowest Channel / 16QAM

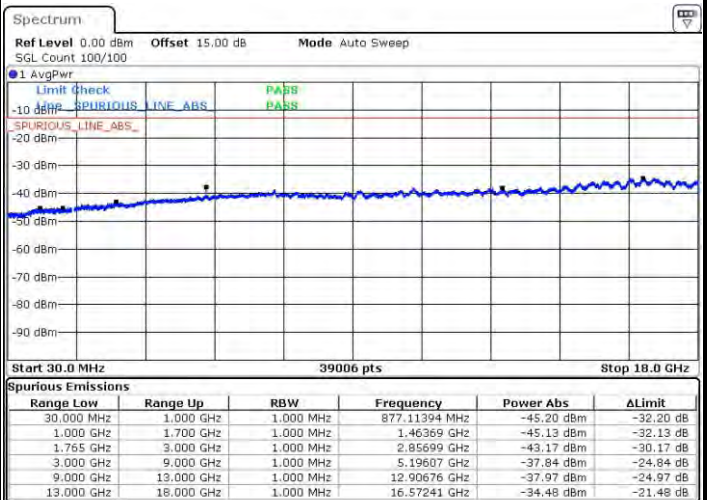
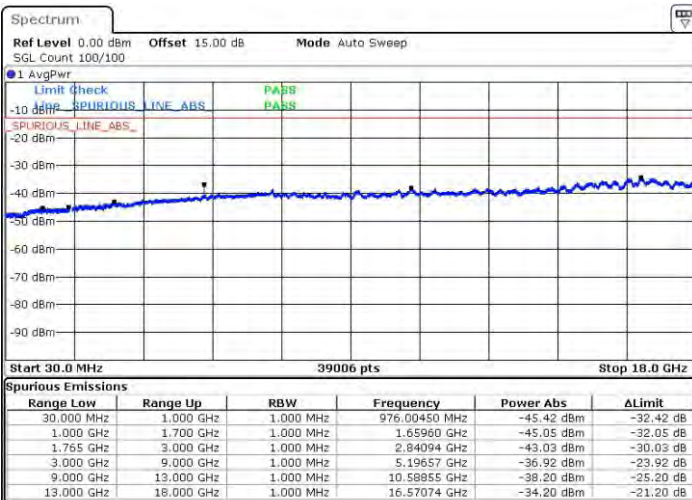


Date: 24.SEP.2015 20:36:16

Date: 24.SEP.2015 20:37:15

Middle Channel / QPSK

Middle Channel / 16QAM



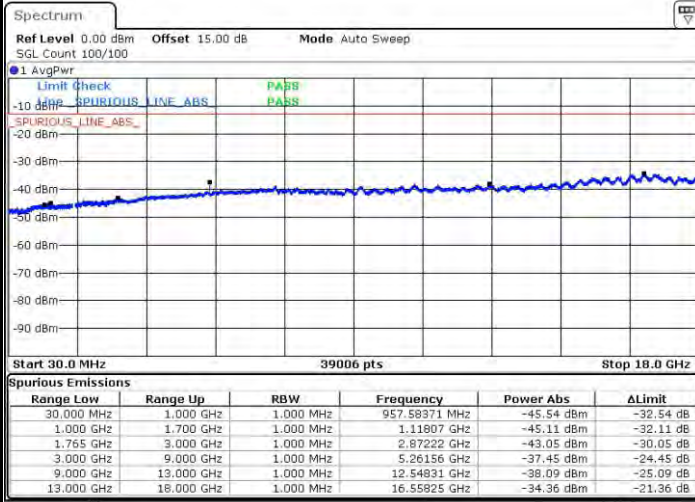
Date: 24.SEP.2015 20:38:34

Date: 24.SEP.2015 20:39:30



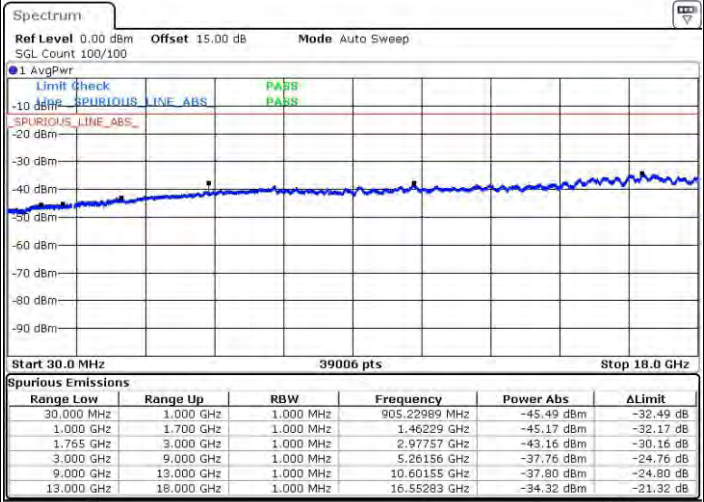
LTE Band 4 / 1.4MHz

Highest Channel / QPSK



Date: 24.SEP.2015 20:46:06

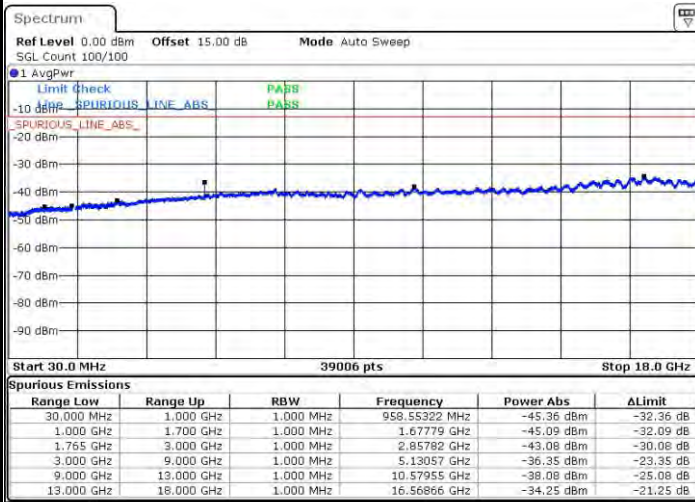
Highest Channel / 16QAM



Date: 24.SEP.2015 20:47:02

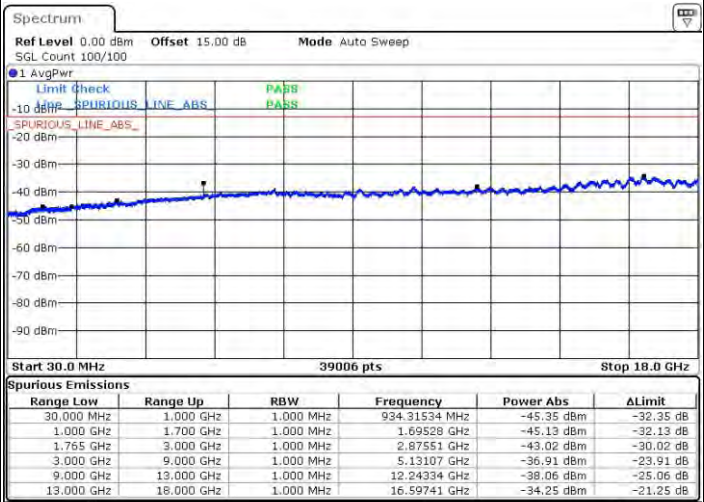
LTE Band 4 / 3MHz

Lowest Channel / QPSK



Date: 24.SEP.2015 20:53:18

Lowest Channel / 16QAM



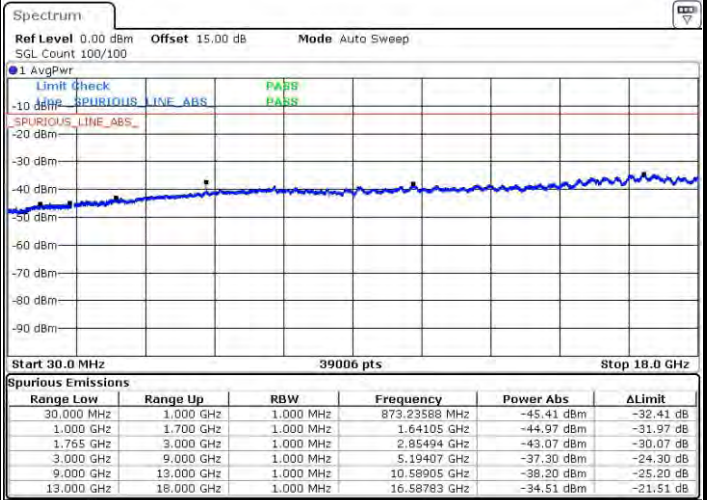
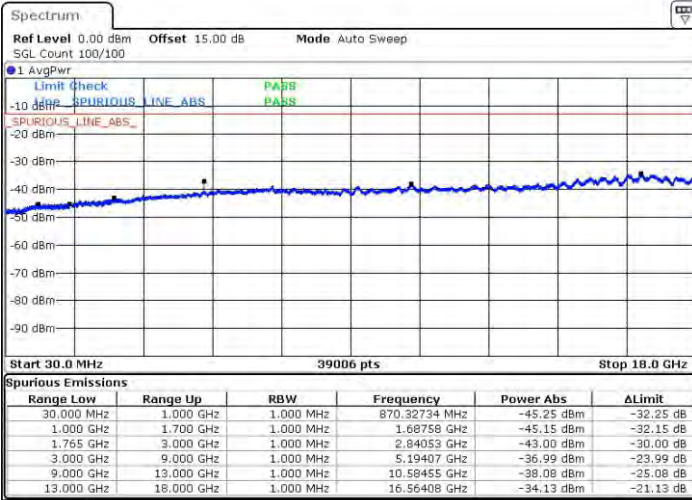
Date: 24.SEP.2015 20:54:18



LTE Band 4 / 3MHz

Middle Channel / QPSK

Middle Channel / 16QAM

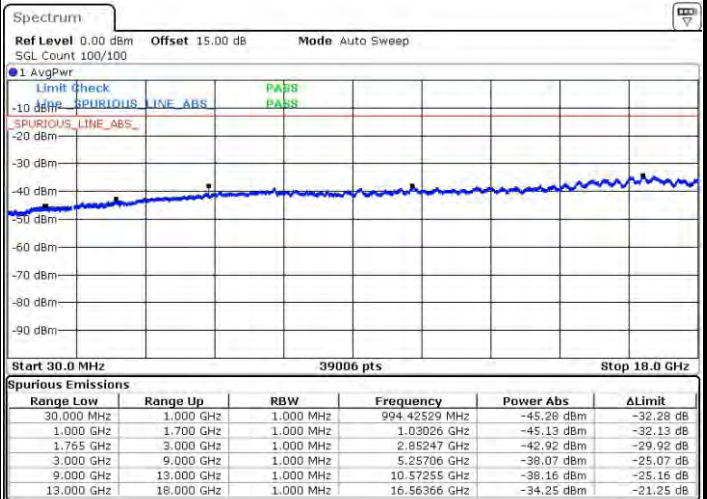
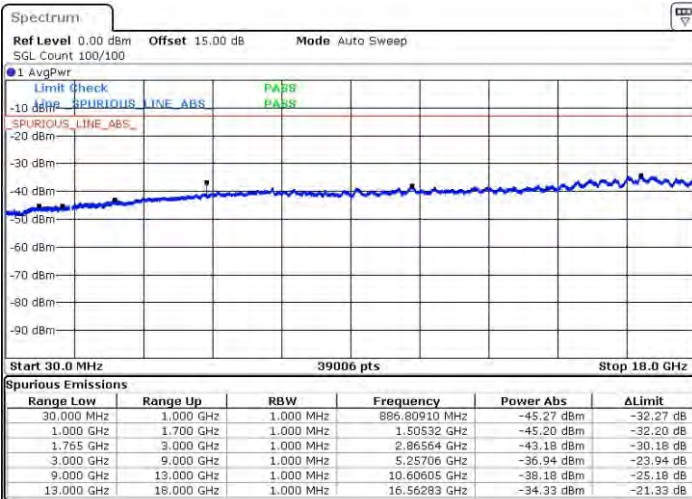


Date: 24.SEP.2015 20:55:54

Date: 24.SEP.2015 20:56:30

Highest Channel / QPSK

Highest Channel / 16QAM



Date: 24.SEP.2015 21:03:07

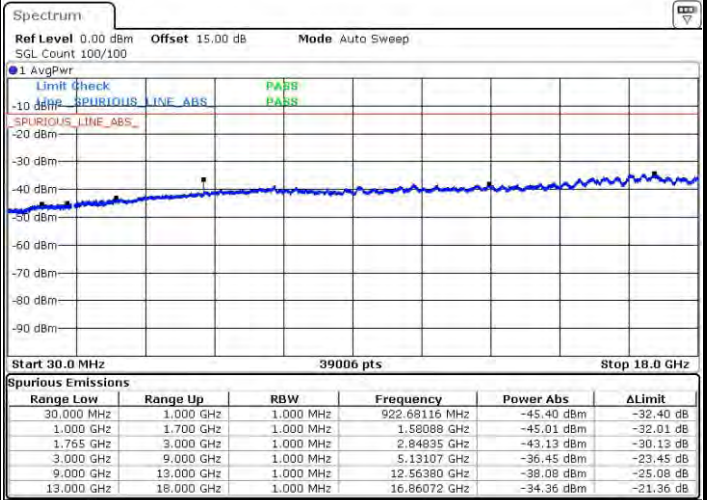
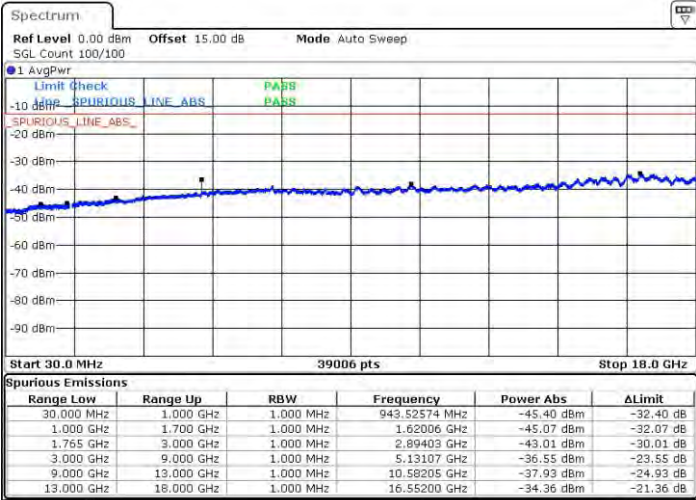
Date: 24.SEP.2015 21:04:03



LTE Band 4 / 5MHz

Lowest Channel / QPSK

Lowest Channel / 16QAM

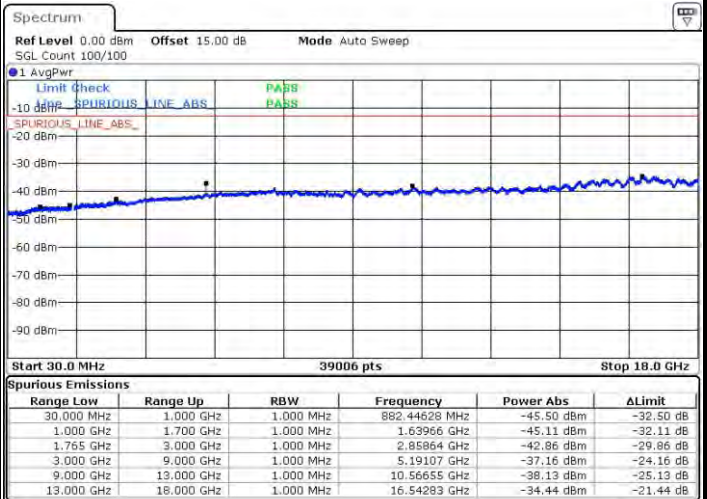
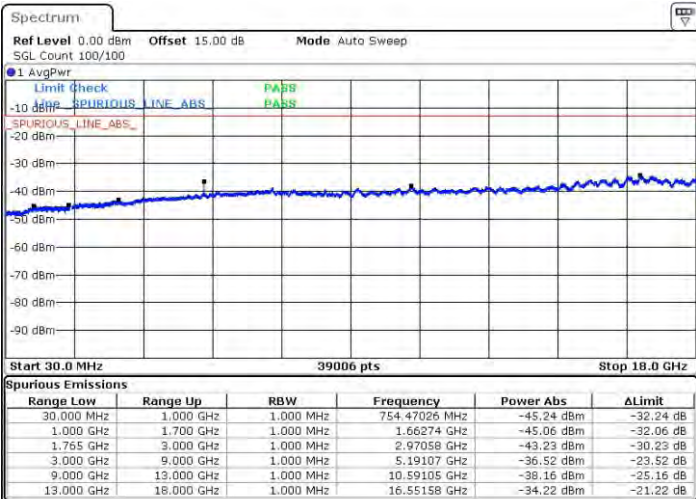


Date: 24.SEP.2015 21:10:18

Date: 24.SEP.2015 21:11:15

Middle Channel / QPSK

Middle Channel / 16QAM



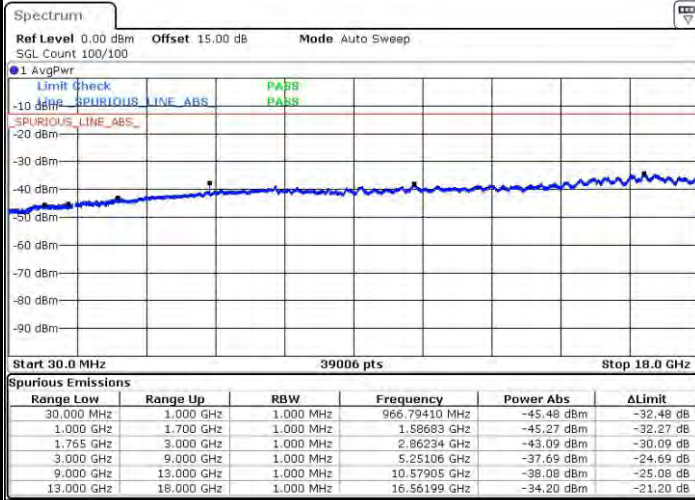
Date: 24.SEP.2015 21:12:54

Date: 24.SEP.2015 21:13:31



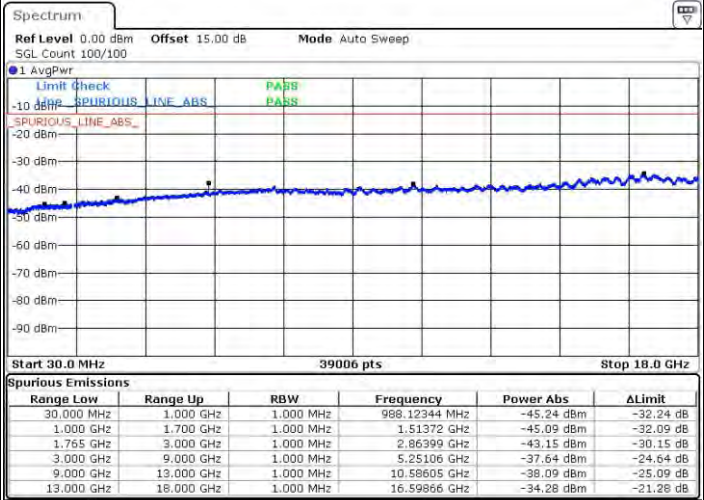
LTE Band 4 / 5MHz

Highest Channel / QPSK



Date: 24.SEP.2015 21:20:07

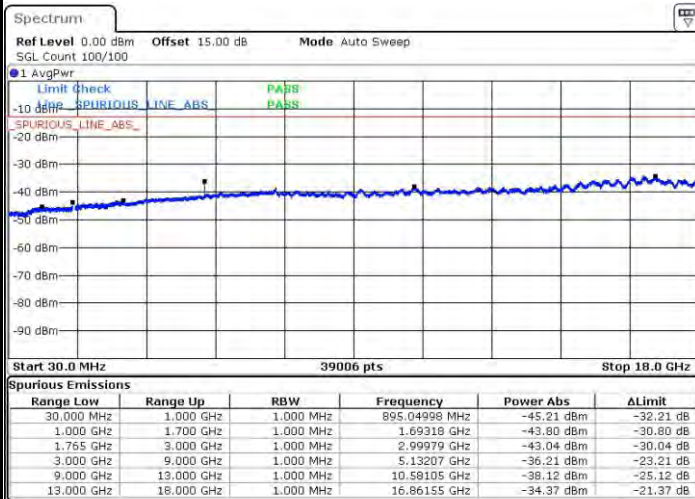
Highest Channel / 16QAM



Date: 24.SEP.2015 21:21:04

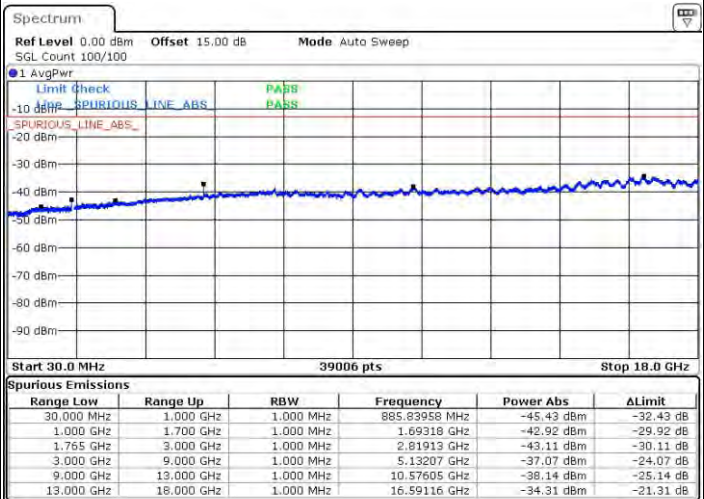
LTE Band 4 / 10MHz

Lowest Channel / QPSK



Date: 24.SEP.2015 21:27:20

Lowest Channel / 16QAM



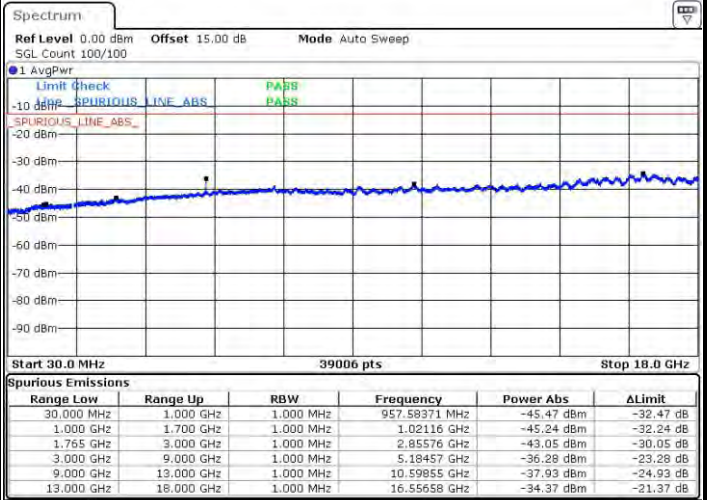
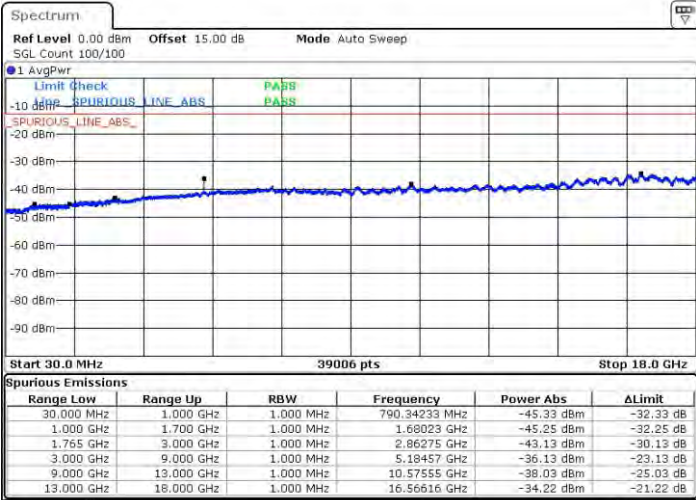
Date: 24.SEP.2015 21:28:16



LTE Band 4 / 10MHz

Middle Channel / QPSK

Middle Channel / 16QAM

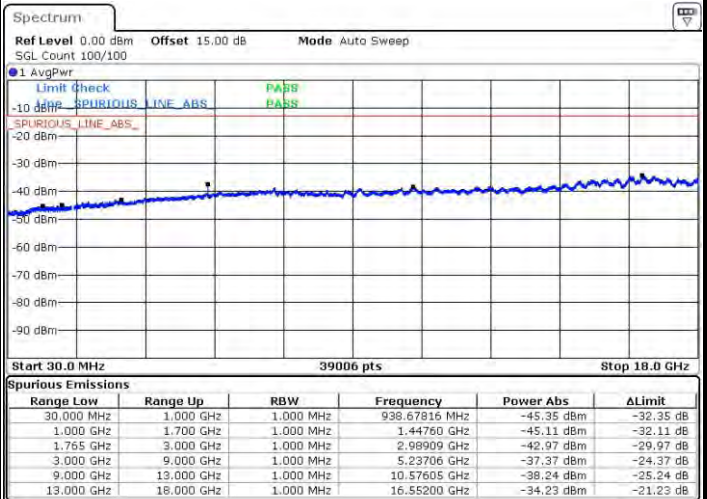
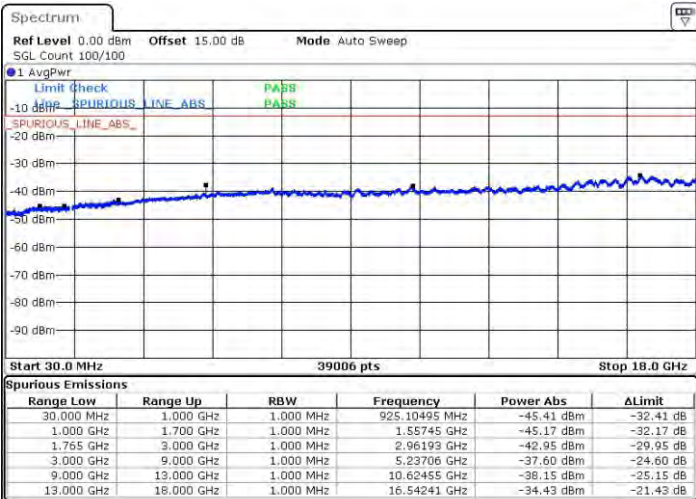


Date: 24.SEP.2015 21:29:55

Date: 24.SEP.2015 21:10:51

Highest Channel / QPSK

Highest Channel / 16QAM



Date: 24.SEP.2015 21:17:08

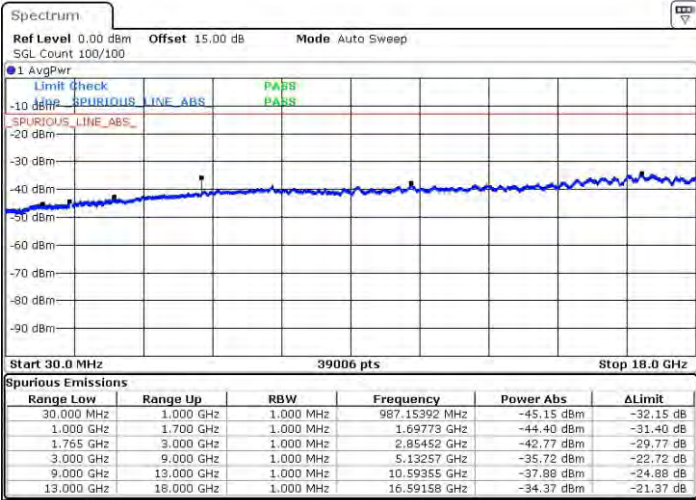
Date: 24.SEP.2015 21:18:04



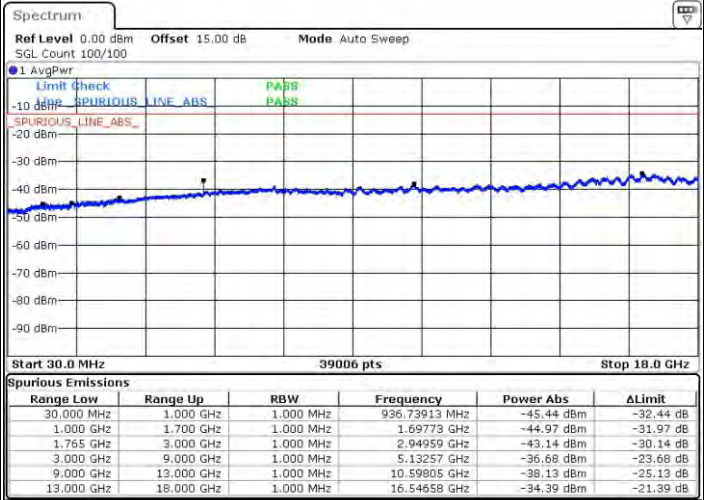
LTE Band 4 / 15MHz

Lowest Channel / QPSK

Lowest Channel / 16QAM



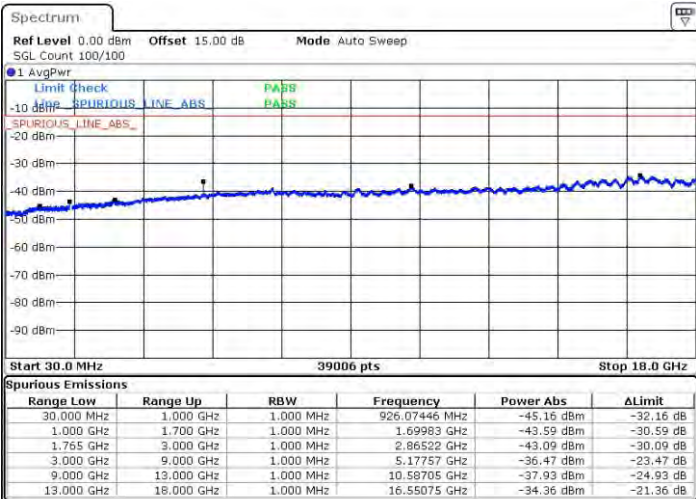
Date: 24.SEP.2015 21:44:21



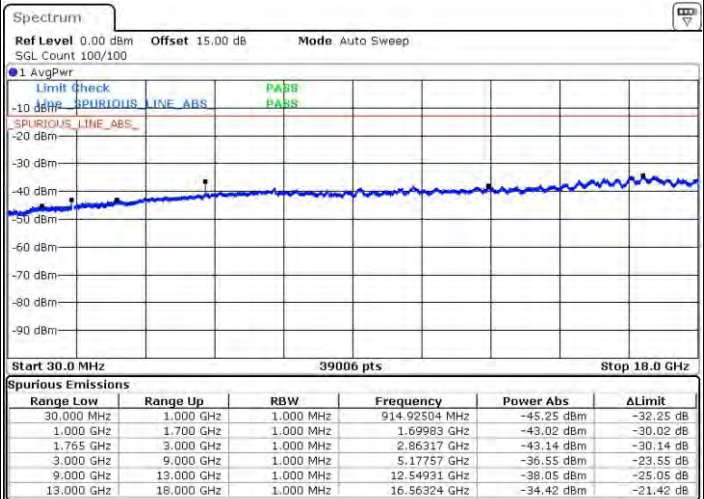
Date: 24.SEP.2015 21:45:17

Middle Channel / QPSK

Middle Channel / 16QAM



Date: 24.SEP.2015 21:46:36

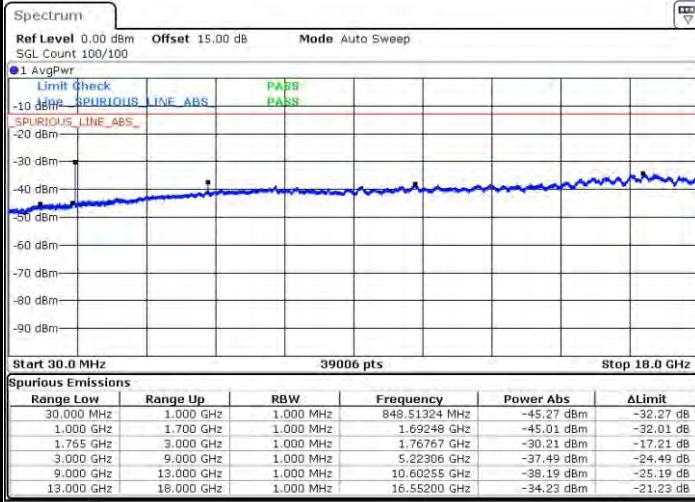


Date: 24.SEP.2015 21:47:52



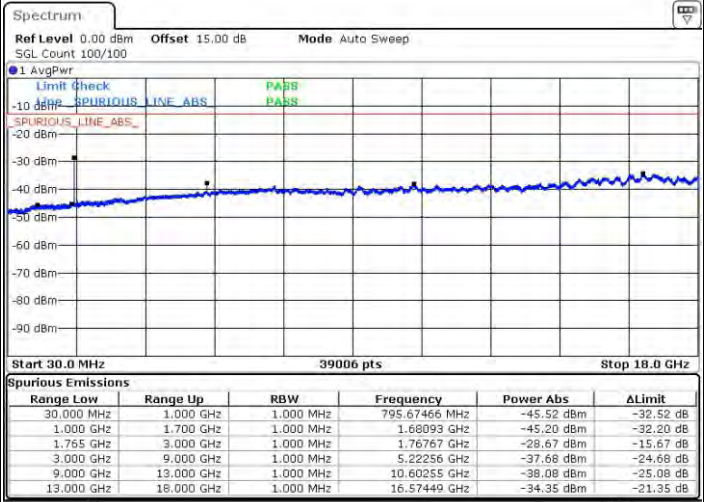
LTE Band 4 / 15MHz

Highest Channel / QPSK



Date: 24.SEP.2015 21:54:08

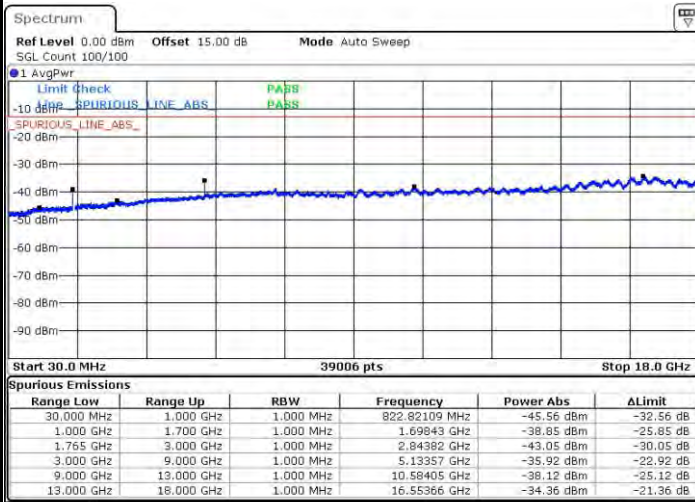
Highest Channel / 16QAM



Date: 24.SEP.2015 22:43:37

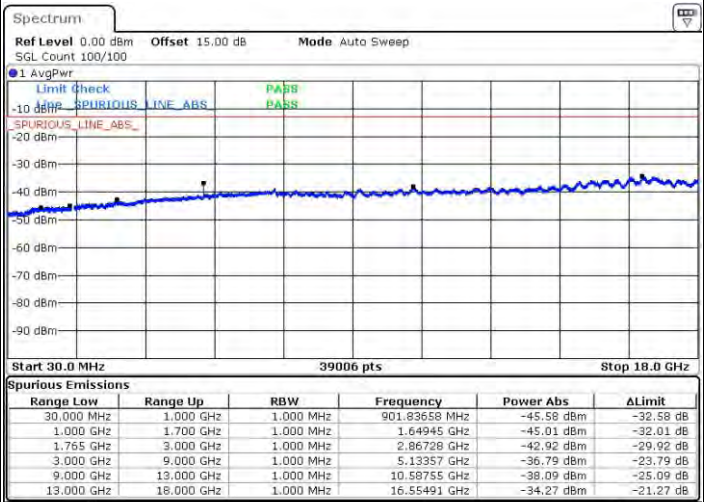
LTE Band 4 / 20MHz

Lowest Channel / QPSK



Date: 24.SEP.2015 22:01:21

Lowest Channel / 16QAM



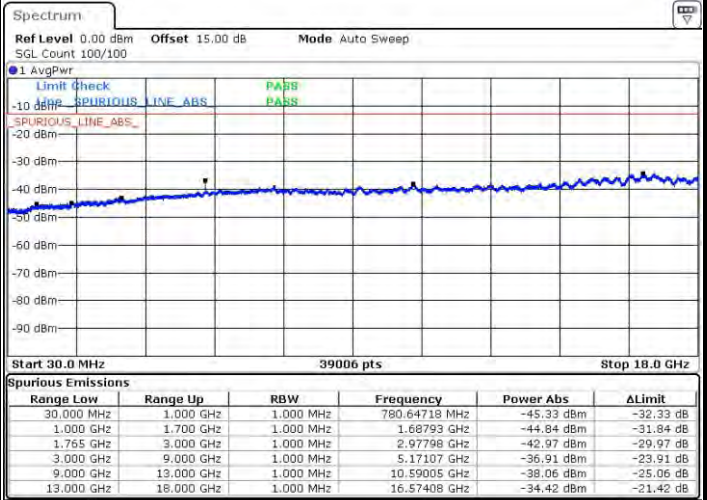
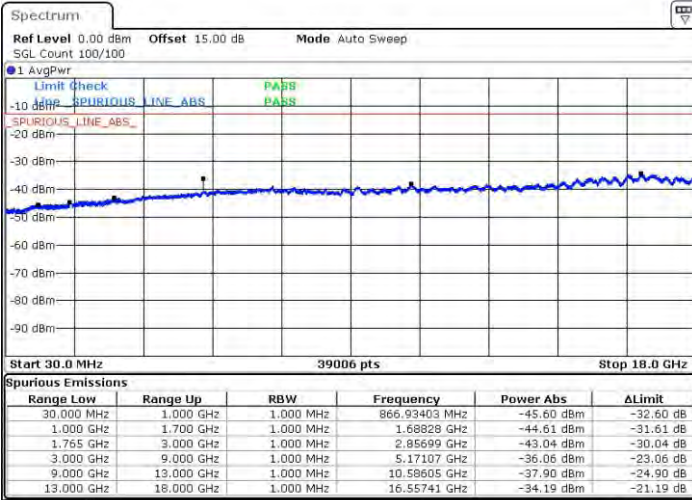
Date: 24.SEP.2015 22:02:17



LTE Band 4 / 20MHz

Middle Channel / QPSK

Middle Channel / 16QAM

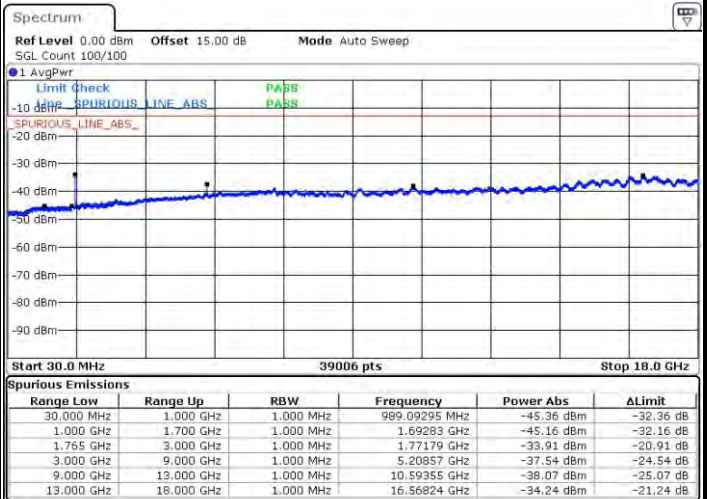
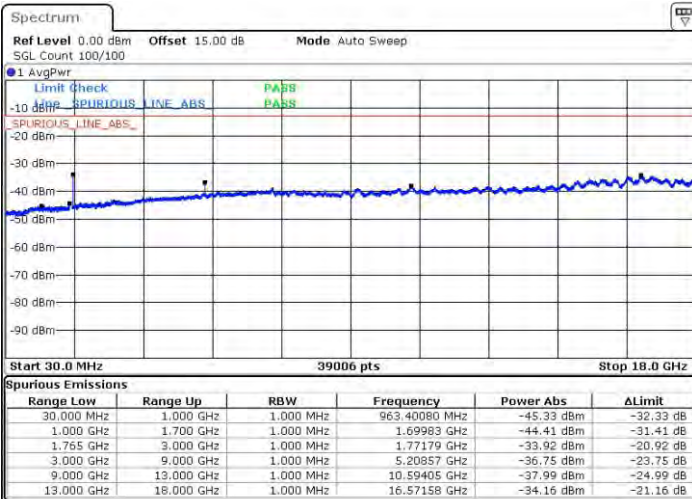


Date: 24.SEP.2015 22:03:56

Date: 24.SEP.2015 22:04:52

Highest Channel / QPSK

Highest Channel / 16QAM



Date: 24.SEP.2015 22:11:09

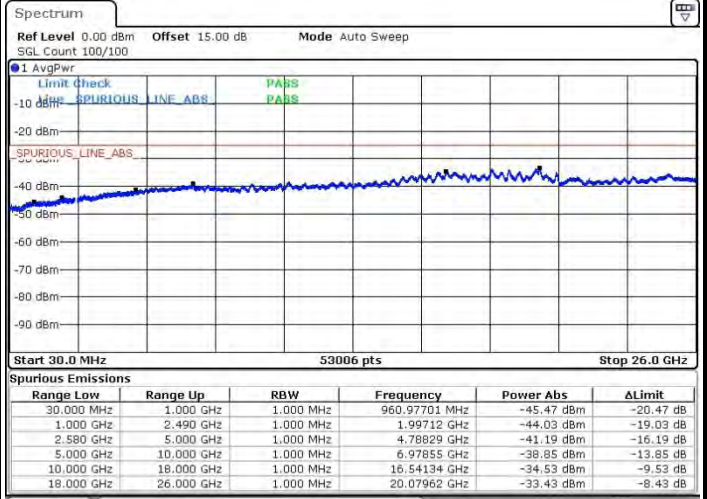
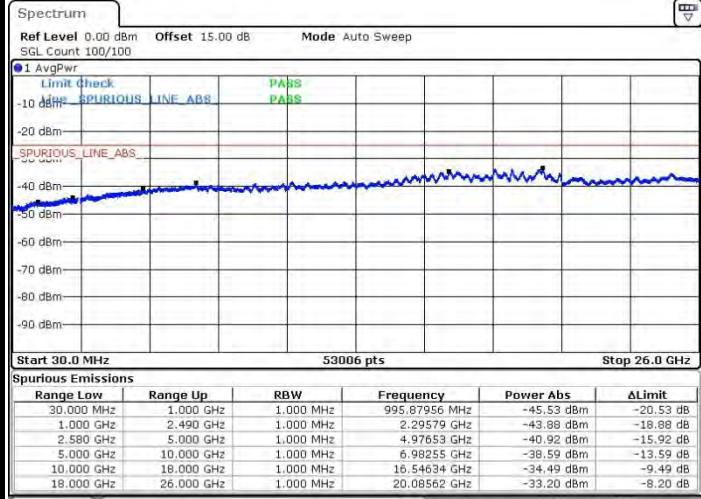
Date: 24.SEP.2015 22:12:05



LTE Band 7 / 5MHz

Lowest Channel / QPSK

Lowest Channel / 16QAM

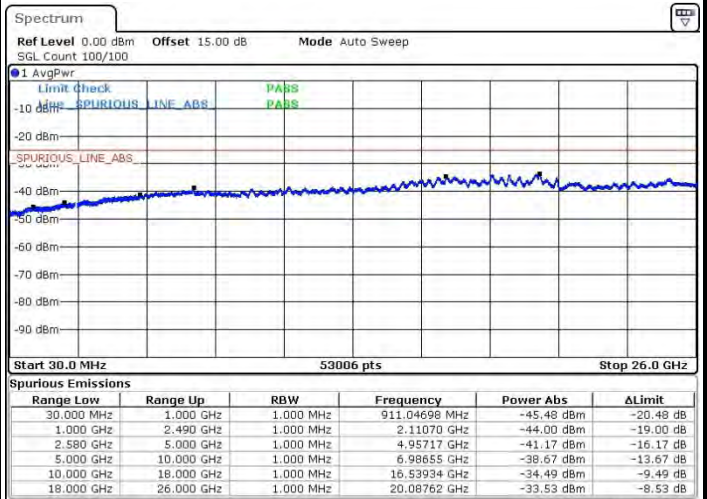
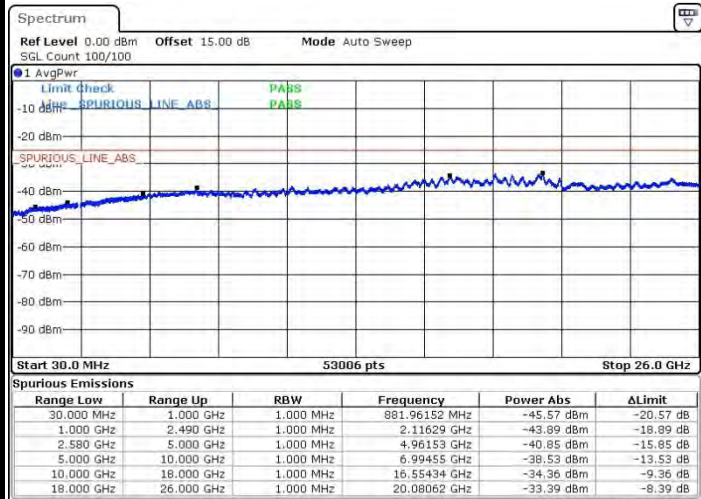


Date: 29-SEP-2015 11:10:25

Date: 29-SEP-2015 11:11:31

Middle Channel / QPSK

Middle Channel / 16QAM



Date: 29-SEP-2015 11:15:35

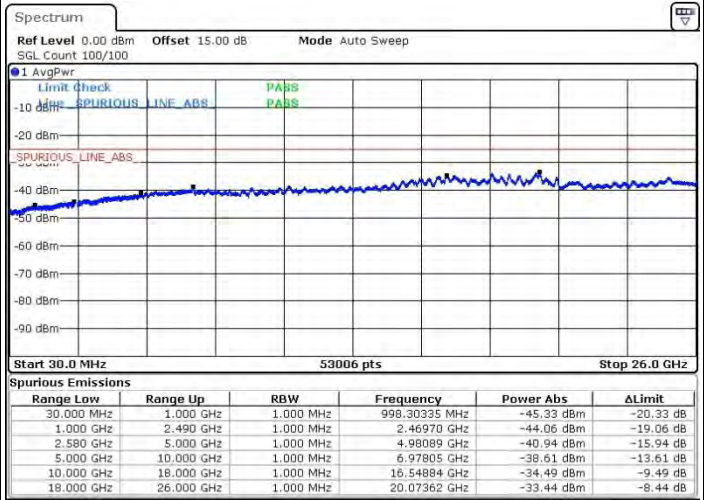
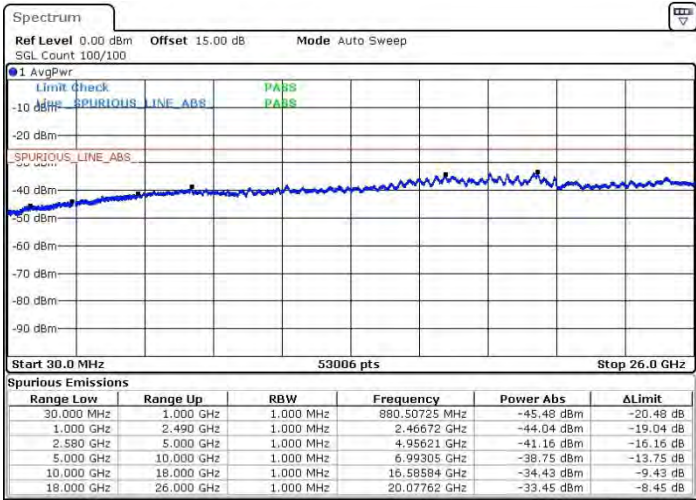
Date: 29-SEP-2015 11:14:08



LTE Band 7 / 5MHz

Highest Channel / QPSK

Highest Channel / 16QAM



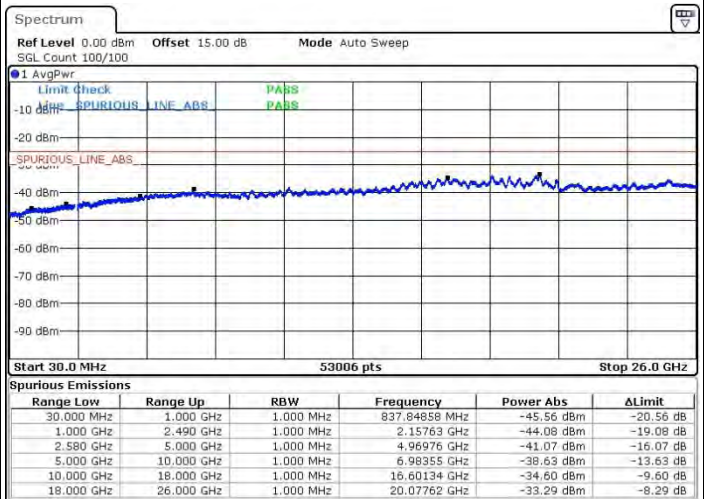
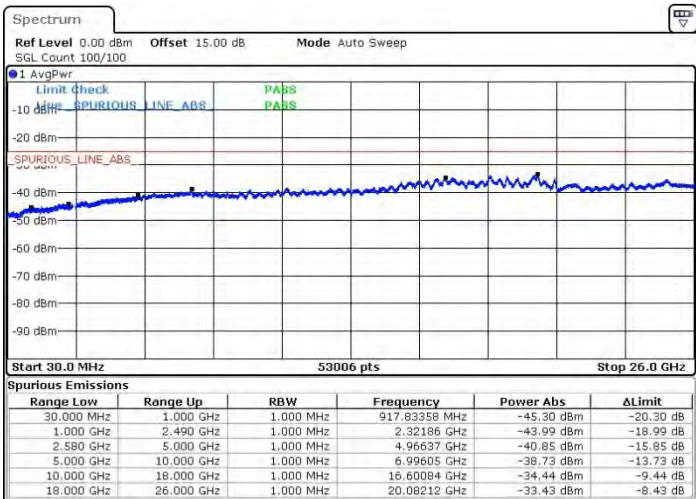
Date: 29.SEP.2015 11:16:31

Date: 29.SEP.2015 11:17:26

LTE Band 7 / 10MHz

Lowest Channel / QPSK

Lowest Channel / 16QAM



Date: 29.SEP.2015 11:19:54

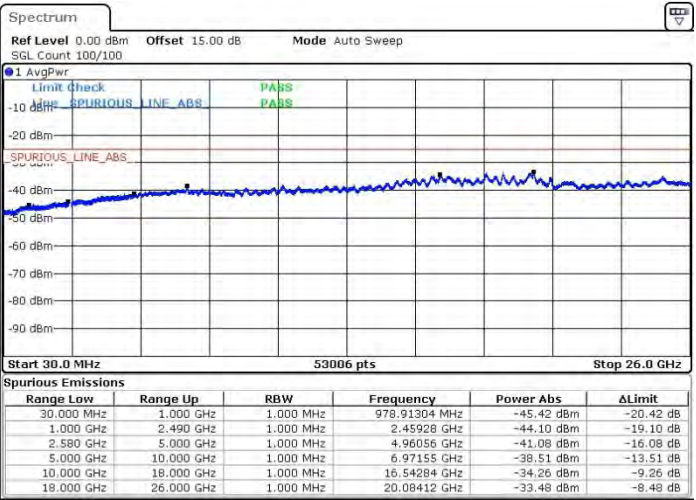
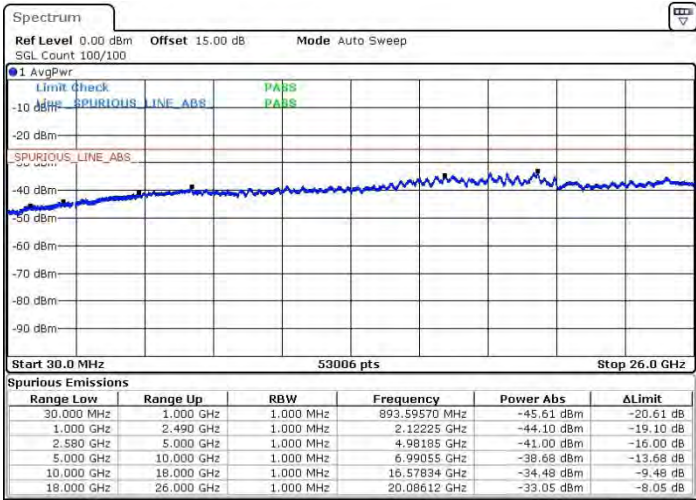
Date: 29.SEP.2015 11:18:46



LTE Band 7 / 10MHz

Middle Channel / QPSK

Middle Channel / 16QAM

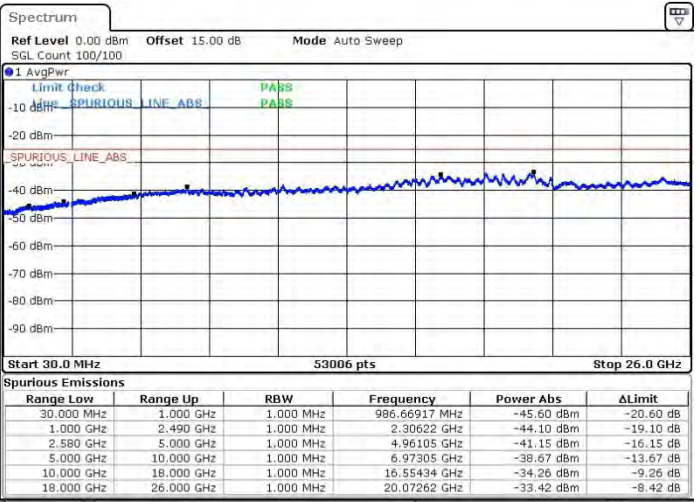
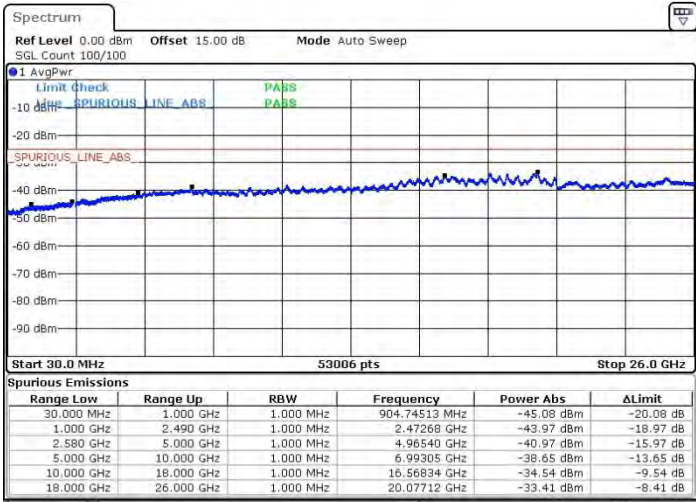


Date: 29.SEP.2015 11:22:09

Date: 29.SEP.2015 11:24:24

Highest Channel / QPSK

Highest Channel / 16QAM



Date: 29.SEP.2015 11:26:30

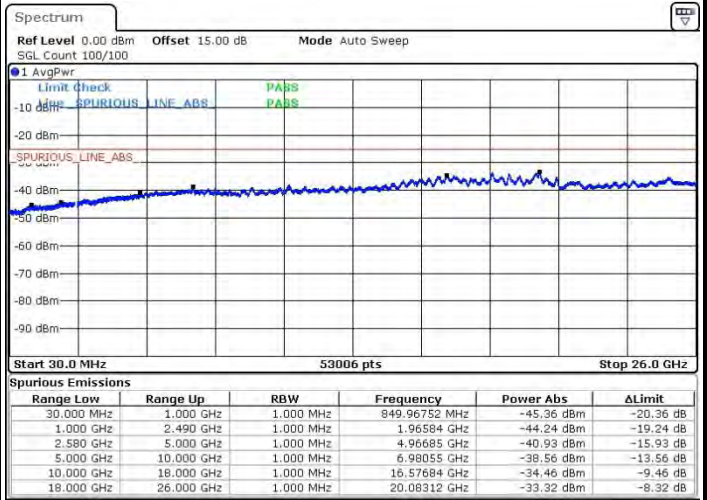
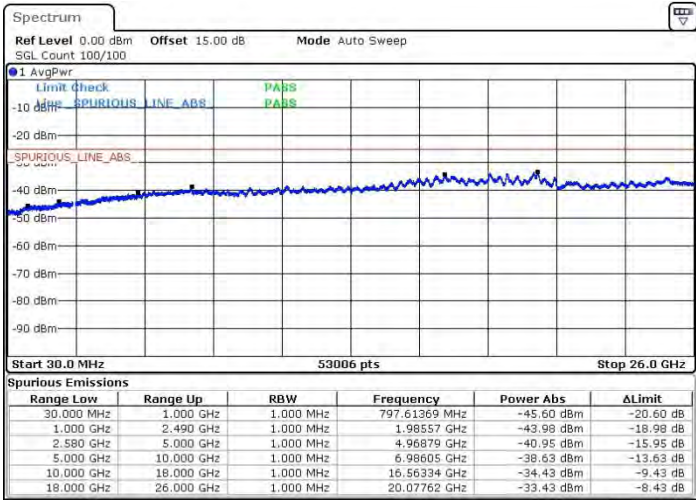
Date: 29.SEP.2015 11:25:29



LTE Band 7 / 15MHz

Lowest Channel / QPSK

Lowest Channel / 16QAM

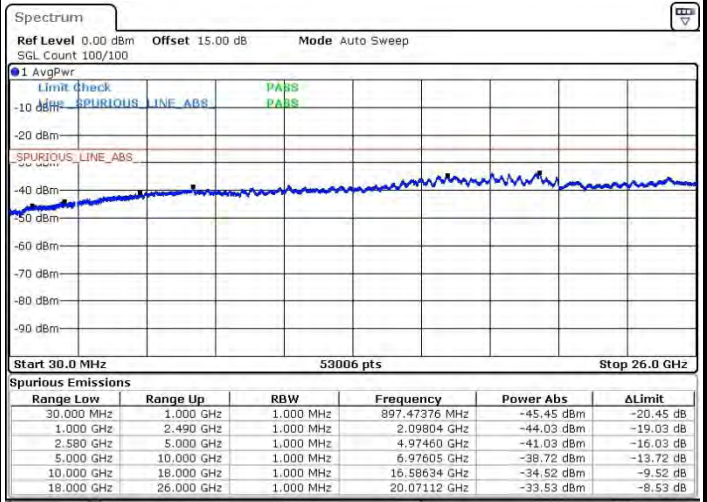
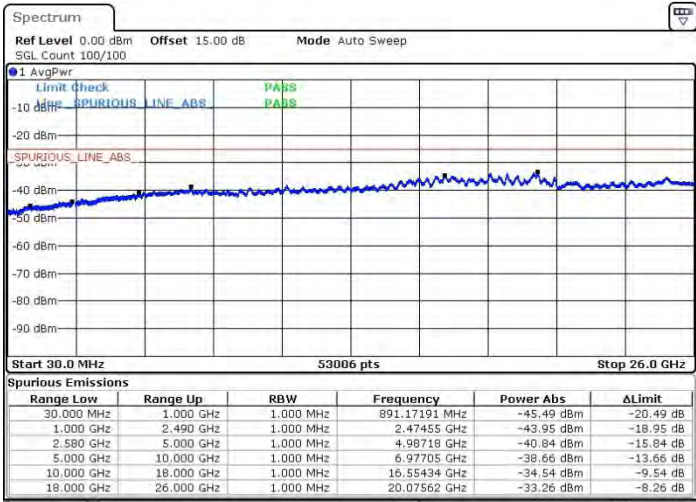


Date: 29.SEP.2015 11:28:10

Date: 29.SEP.2015 11:29:16

Middle Channel / QPSK

Middle Channel / 16QAM



Date: 29.SEP.2015 11:33:26

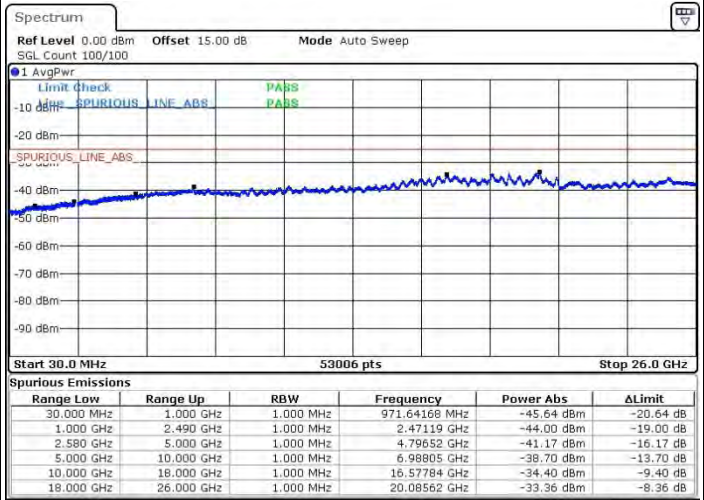
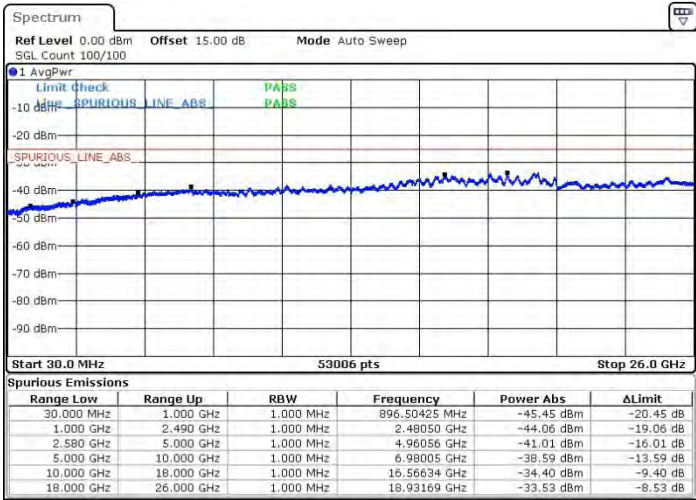
Date: 29.SEP.2015 11:32:12



LTE Band7 / 15MHz

Highest Channel / QPSK

Highest Channel / 16QAM



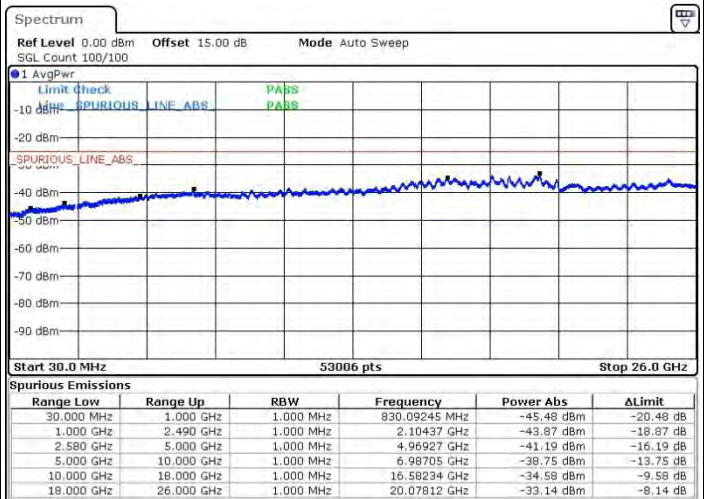
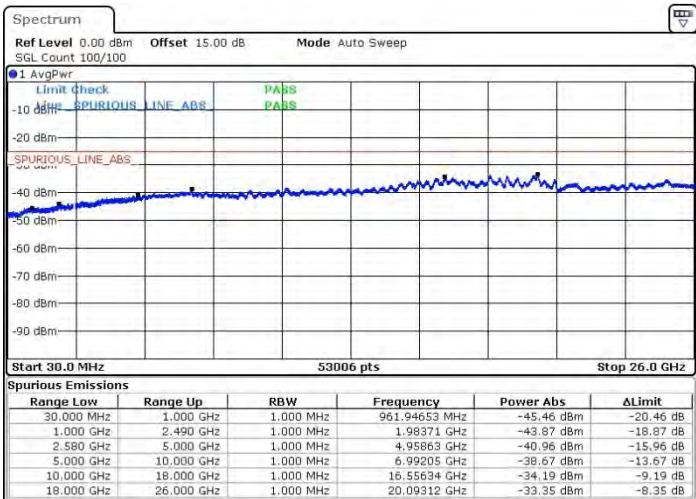
Date: 29.SEP.2015 11:34:18

Date: 29.SEP.2015 11:36:00

LTE Band 7 / 20MHz

Lowest Channel / QPSK

Lowest Channel / 16QAM



Date: 29.SEP.2015 11:38:11

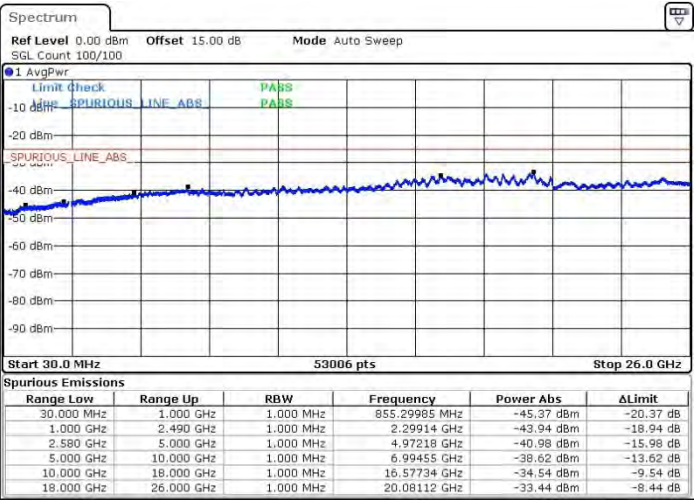
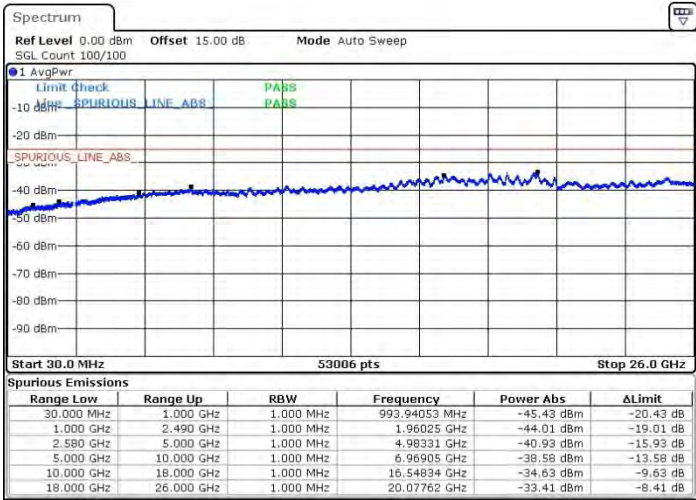
Date: 29.SEP.2015 11:37:09



LTE Band 7 / 20MHz

Middle Channel / QPSK

Middle Channel / 16QAM

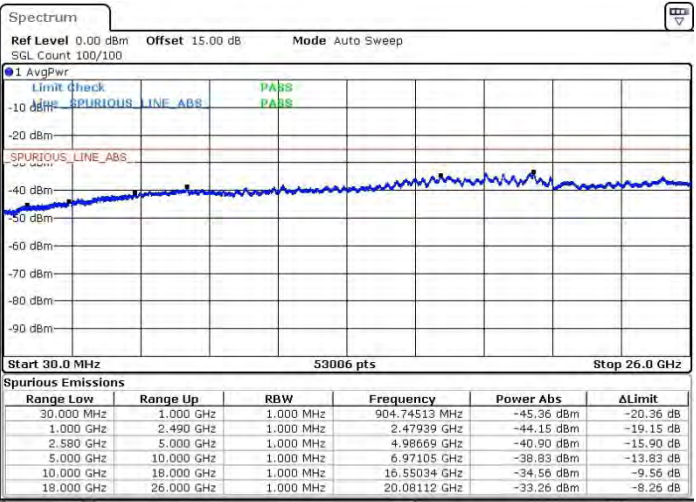
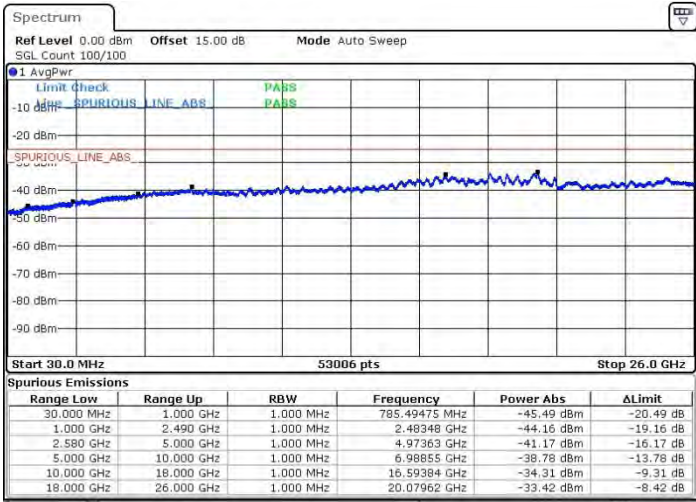


Date: 29.SEP.2015 11:39:23

Date: 29.SEP.2015 11:43:10

Highest Channel / QPSK

Highest Channel / 16QAM



Date: 29.SEP.2015 11:40:53

Date: 29.SEP.2015 11:42:03



Frequency Stability

Test Conditions		LTE Band 2 (QPSK) / Middle Channel	Limit
Temperature (°C)	Voltage (Volt)	BW 10MHz	Note 2.
		Deviation (ppm)	Result
50	Normal Voltage	0.0028	PASS
40	Normal Voltage	0.0197	
30	Normal Voltage	0.0211	
20(Ref.)	Normal Voltage	0.0000	
10	Normal Voltage	0.0028	
0	Normal Voltage	0.0014	
-10	Normal Voltage	0.0000	
-20	Normal Voltage	0.0028	
-30	Normal Voltage	0.0239	
20	Maximum Voltage	0.0028	
20	Normal Voltage	0.0000	
20	Battery End Point	0.0014	

Note:

1. Normal Voltage = 3.8V. ; Battery End Point (BEP) = 3.4 V. ; Maximum Voltage =4.35 V
2. The frequency fundamental emissions stay within the authorized frequency block based on the frequency deviation measured is small.



Test Conditions		LTE Band 4 (QPSK) / Middle Channel	Limit
Temperature (°C)	Voltage (Volt)	BW 10MHz	Note 2.
		Deviation (ppm)	Result
50	Normal Voltage	0.0169	PASS
40	Normal Voltage	0.0042	
30	Normal Voltage	0.0028	
20(Ref.)	Normal Voltage	0.0000	
10	Normal Voltage	0.0014	
0	Normal Voltage	0.0042	
-10	Normal Voltage	0.0169	
-20	Normal Voltage	0.0183	
-30	Normal Voltage	0.0197	
20	Maximum Voltage	0.0042	
20	Normal Voltage	0.0000	
20	Battery End Point	0.0014	

Note:

1. Normal Voltage = 3.8V. ; Battery End Point (BEP) = 3.4 V. ; Maximum Voltage =4.35V
2. The frequency fundamental emissions stay within the authorized frequency block based on the frequency deviation measured is small.



Test Conditions		LTE Band 7 (QPSK) / Middle Channel	Limit
Temperature (°C)	Voltage (Volt)	BW 10MHz	Note 2.
		Deviation (ppm)	Result
50	Normal Voltage	0.0254	PASS
40	Normal Voltage	0.0239	
30	Normal Voltage	0.0014	
20(Ref.)	Normal Voltage	0.0000	
10	Normal Voltage	0.0014	
0	Normal Voltage	0.0042	
-10	Normal Voltage	0.0225	
-20	Normal Voltage	0.0211	
-30	Normal Voltage	0.0042	
20	Maximum Voltage	0.0028	
20	Normal Voltage	0.0000	
20	Battery End Point	0.0014	

Note:

1. Normal Voltage = 3.8V. ; Battery End Point (BEP) = 3.4V. ; Maximum Voltage =4.35V
2. The frequency fundamental emissions stay within the authorized frequency block based on the frequency deviation measured is small.



Appendix B. Test Results of Radiated Test

ERP/EIRP

LTE Band 2 / 1.4MHz (Average)							
Channel	Modulation	RB		Horizontal		Vertical	
		Size	Offset	EIRP(dBm)	EIRP(W)	EIRP(dBm)	EIRP(W)
Lowest	QPSK	3	0	22.51	0.1782	22.93	0.1963
Middle		3	0	22.08	0.1614	22.51	0.1782
Highest		3	0	21.38	0.1374	21.70	0.1479
Lowest	16QAM	1	2	21.38	0.1374	21.85	0.1531
Middle		1	2	21.00	0.1259	21.49	0.1409
Highest		1	2	20.22	0.1052	20.60	0.1148
Limit	EIRP < 2W			Result		PASS	

LTE Band 2 / 3MHz (Average)							
Channel	Modulation	RB		Horizontal		Vertical	
		Size	Offset	EIRP(dBm)	EIRP(W)	EIRP(dBm)	EIRP(W)
Lowest	QPSK	1	0	22.32	0.1706	22.75	0.1884
Middle		1	7	21.93	0.1560	22.34	0.1714
Highest		1	7	21.13	0.1297	21.51	0.1416
Lowest	16QAM	1	7	21.34	0.1361	21.81	0.1517
Middle		1	0	21.01	0.1262	21.40	0.1380
Highest		1	0	20.15	0.1035	20.52	0.1127
Limit	EIRP < 2W			Result		PASS	



LTE Band 2 / 5MHz (Average)							
Channel	Modulation	RB		Horizontal		Vertical	
		Size	Offset	EIRP(dBm)	EIRP(W)	EIRP(dBm)	EIRP(W)
Lowest	QPSK	1	12	22.31	0.1702	22.78	0.1897
Middle		1	12	21.87	0.1538	22.29	0.1694
Highest		1	0	21.05	0.1274	21.44	0.1393
Lowest	16QAM	1	24	21.34	0.1361	21.83	0.1524
Middle		1	12	21.04	0.1271	21.45	0.1396
Highest		1	0	20.34	0.1081	20.70	0.1175
Limit	EIRP < 2W			Result		PASS	

LTE Band 2 / 10MHz (Average)							
Channel	Modulation	RB		Horizontal		Vertical	
		Size	Offset	EIRP(dBm)	EIRP(W)	EIRP(dBm)	EIRP(W)
Lowest	QPSK	1	0	22.48	0.1770	22.55	0.1799
Middle		1	0	21.99	0.1581	22.11	0.1626
Highest		1	0	21.52	0.1419	21.77	0.1503
Lowest	16QAM	1	24	21.38	0.1374	21.83	0.1524
Middle		1	24	20.97	0.1250	21.37	0.1371
Highest		1	0	20.30	0.1072	20.73	0.1183
Limit	EIRP < 2W			Result		PASS	



LTE Band 2 / 15MHz (Average)							
Channel	Modulation	RB		Horizontal		Vertical	
		Size	Offset	EIRP(dBm)	EIRP(W)	EIRP(dBm)	EIRP(W)
Lowest	QPSK	1	0	22.52	0.1786	22.61	0.1824
Middle		1	0	21.66	0.1466	21.75	0.1496
Highest		1	0	20.94	0.1242	21.17	0.1309
Lowest	16QAM	1	74	20.70	0.1175	21.11	0.1291
Middle		1	0	20.47	0.1114	20.83	0.1211
Highest		1	37	19.80	0.0955	20.24	0.1057
Limit	EIRP < 2W			Result		PASS	

LTE Band 2 / 20MHz (Average)							
Channel	Modulation	RB		Horizontal		Vertical	
		Size	Offset	EIRP(dBm)	EIRP(W)	EIRP(dBm)	EIRP(W)
Lowest	QPSK	1	0	22.36	0.1722	22.78	0.1897
Middle		1	0	21.89	0.1545	22.30	0.1698
Highest		1	0	21.71	0.1483	22.22	0.1667
Lowest	16QAM	1	49	21.48	0.1406	21.92	0.1556
Middle		1	0	21.21	0.1321	21.62	0.1452
Highest		1	49	20.47	0.1114	20.84	0.1213
Limit	EIRP < 2W			Result		PASS	



LTE Band 4 / 1.4MHz (Average)							
Channel	Modulation	RB		Horizontal		Vertical	
		Size	Offset	EIRP(dBm)	EIRP(W)	EIRP(dBm)	EIRP(W)
Lowest	QPSK	3	0	21.95	0.1567	22.04	0.1600
Middle		3	0	22.68	0.1854	22.71	0.1866
Highest		3	0	23.27	0.2123	23.22	0.2099
Lowest	16QAM	1	5	20.56	0.1138	20.61	0.1151
Middle		1	2	21.29	0.1346	21.31	0.1352
Highest		3	0	21.95	0.1567	21.93	0.1560
Limit	EIRP < 1W			Result		PASS	

LTE Band 4 / 3MHz (Average)							
Channel	Modulation	RB		Horizontal		Vertical	
		Size	Offset	EIRP(dBm)	EIRP(W)	EIRP(dBm)	EIRP(W)
Lowest	QPSK	1	7	21.70	0.1479	21.79	0.1510
Middle		1	7	22.38	0.1730	22.45	0.1758
Highest		1	0	22.96	0.1977	22.94	0.1968
Lowest	16QAM	1	7	20.61	0.1151	20.61	0.1151
Middle		1	7	21.30	0.1349	21.28	0.1343
Highest		1	7	21.86	0.1535	21.86	0.1535
Limit	EIRP < 1W			Result		PASS	



LTE Band 4 / 5MHz (Average)							
Channel	Modulation	RB		Horizontal		Vertical	
		Size	Offset	EIRP(dBm)	EIRP(W)	EIRP(dBm)	EIRP(W)
Lowest	QPSK	1	0	21.73	0.1489	21.79	0.1510
Middle		1	24	23.16	0.2070	23.16	0.2070
Highest		1	0	23.07	0.2028	23.03	0.2009
Lowest	16QAM	1	0	20.78	0.1197	20.78	0.1197
Middle		1	12	21.48	0.1406	21.49	0.1409
Highest		1	12	22.10	0.1622	22.09	0.1618
Limit	EIRP < 1W			Result		PASS	

LTE Band 4/ 10MHz (Average)							
Channel	Modulation	RB		Horizontal		Vertical	
		Size	Offset	EIRP(dBm)	EIRP(W)	EIRP(dBm)	EIRP(W)
Lowest	QPSK	1	24	22.05	0.1603	22.06	0.1607
Middle		1	0	22.49	0.1774	22.51	0.1782
Highest		1	0	23.01	0.2000	22.98	0.1986
Lowest	16QAM	1	0	20.67	0.1167	20.73	0.1183
Middle		1	0	21.27	0.1340	21.28	0.1343
Highest		1	24	21.98	0.1578	21.95	0.1567
Limit	EIRP < 1W			Result		PASS	



LTE Band 4 / 15MHz (Average)							
Channel	Modulation	RB		Horizontal		Vertical	
		Size	Offset	EIRP(dBm)	EIRP(W)	EIRP(dBm)	EIRP(W)
Lowest	QPSK	1	74	22.39	0.1734	22.39	0.1734
Middle		1	74	22.87	0.1936	22.91	0.1954
Highest		1	37	22.93	0.1963	22.94	0.1968
Lowest	16QAM	1	37	21.25	0.1334	21.15	0.1303
Middle		1	0	22.05	0.1603	22.00	0.1585
Highest		1	0	21.92	0.1556	21.94	0.1563
Limit	EIRP < 1W			Result		PASS	

LTE Band 4 / 20MHz (Average)							
Channel	Modulation	RB		Horizontal		Vertical	
		Size	Offset	EIRP(dBm)	EIRP(W)	EIRP(dBm)	EIRP(W)
Lowest	QPSK	1	0	21.52	0.1419	21.62	0.1452
Middle		1	0	22.03	0.1596	22.01	0.1589
Highest		1	0	22.50	0.1778	22.51	0.1782
Lowest	16QAM	1	0	20.86	0.1219	20.88	0.1225
Middle		1	0	21.38	0.1374	21.31	0.1352
Highest		1	0	21.73	0.1489	21.72	0.1486
Limit	EIRP < 1W			Result		PASS	



LTE Band 7 / 5MHz (Average)							
Channel	Modulation	RB		Horizontal		Vertical	
		Size	Offset	EIRP(dBm)	EIRP(W)	EIRP(dBm)	EIRP(W)
Lowest	QPSK	1	24	19.02	0.0798	18.94	0.0783
Middle		1	24	19.79	0.0953	19.44	0.0879
Highest		1	12	18.96	0.0787	18.83	0.0764
Lowest	16QAM	1	0	18.12	0.0649	18.08	0.0643
Middle		1	12	18.77	0.0753	18.45	0.0700
Highest		1	24	18.76	0.0752	18.58	0.0721
Limit	EIRP < 2W			Result		PASS	

LTE Band 7 / 10MHz (Average)							
Channel	Modulation	RB		Horizontal		Vertical	
		Size	Offset	EIRP(dBm)	EIRP(W)	EIRP(dBm)	EIRP(W)
Lowest	QPSK	1	49	18.77	0.0753	18.67	0.0736
Middle		1	24	19.46	0.0883	19.19	0.0830
Highest		1	49	19.35	0.0861	18.63	0.0729
Lowest	16QAM	1	49	18.12	0.0649	17.96	0.0625
Middle		1	24	18.75	0.0750	18.44	0.0698
Highest		1	49	18.52	0.0711	18.32	0.0679
Limit	EIRP < 2W			Result		PASS	



LTE Band 7 / 15MHz (Average)							
Channel	Modulation	RB		Horizontal		Vertical	
		Size	Offset	EIRP(dBm)	EIRP(W)	EIRP(dBm)	EIRP(W)
Lowest	QPSK	1	37	18.92	0.0780	18.76	0.0752
Middle		1	37	19.18	0.0828	18.90	0.0776
Highest		1	74	19.40	0.0871	18.68	0.0738
Lowest	16QAM	1	74	18.26	0.0670	18.05	0.0638
Middle		1	37	18.78	0.0755	18.46	0.0701
Highest		1	74	18.78	0.0755	18.55	0.0716
Limit	EIRP < 2W			Result		PASS	

LTE Band 7 / 20MHz (Average)							
Channel	Modulation	RB		Horizontal		Vertical	
		Size	Offset	EIRP(dBm)	EIRP(W)	EIRP(dBm)	EIRP(W)
Lowest	QPSK	1	99	19.07	0.0807	18.79	0.0757
Middle		1	99	19.52	0.0895	19.22	0.0836
Highest		1	99	19.53	0.0897	18.79	0.0757
Lowest	16QAM	1	49	18.06	0.0640	17.97	0.0627
Middle		1	99	18.61	0.0726	18.37	0.0687
Highest		1	99	18.50	0.0708	18.02	0.0634
Limit	EIRP < 2W			Result		PASS	



Radiated Spurious Emission

LTE Band 2 / 1.4MHz / QPSK / RB Size 1 Offset 0									
Channel	Frequency (MHz)	EIRP (dBm)	Limit (dBm)	Over Limit (dB)	SPA Reading (dBm)	S.G. Power (dBm)	TX Cable loss (dB)	TX Antenna Gain (dBi)	Polarization (H/V)
Middle	3758.74	-44.31	-13	-31.31	-72.95	-56.04	0.87	12.60	H
	5638.11	-41.95	-13	-28.95	-72.27	-53.98	1.07	13.10	H
	7517.48	-43.57	-13	-30.57	-75.23	-53.00	1.87	11.30	H
	3758.74	-44.59	-13	-31.59	-73.04	-56.32	0.87	12.6	V
	5638.11	-40.25	-13	-27.25	-71.38	-52.28	1.07	13.1	V
	7517.48	-44.27	-13	-31.27	-76.16	-53.70	1.87	11.3	V

Remark: Spurious emissions within 30-1000MHz were found more than 20dB below limit line.

LTE Band 2 / 3MHz / QPSK / RB Size 1 Offset 0									
Channel	Frequency (MHz)	EIRP (dBm)	Limit (dBm)	Over Limit (dB)	SPA Reading (dBm)	S.G. Power (dBm)	TX Cable loss (dB)	TX Antenna Gain (dBi)	Polarization (H/V)
Middle	3757.3	-44.97	-13	-31.97	-73.61	-56.70	0.87	12.60	H
	5635.95	-42.18	-13	-29.18	-72.50	-54.21	1.07	13.10	H
	7514.6	-44.37	-13	-31.37	-76.03	-53.80	1.87	11.30	H
	3757.3	-44.40	-13	-31.40	-72.85	-56.13	0.87	12.6	V
	5635.95	-40.38	-13	-27.38	-71.51	-52.41	1.07	13.1	V
	7514.6	-44.35	-13	-31.35	-76.24	-53.78	1.87	11.3	V

Remark: Spurious emissions within 30-1000MHz were found more than 20dB below limit line.



LTE Band 2 / 5MHz / QPSK / RB Size 1 Offset 0									
Channel	Frequency (MHz)	EIRP (dBm)	Limit (dBm)	Over Limit (dB)	SPA Reading (dBm)	S.G. Power (dBm)	TX Cable loss (dB)	TX Antenna Gain (dBi)	Polarization (H/V)
Middle	3755.5	-44.80	-13	-31.80	-73.44	-56.53	0.87	12.60	H
	5633.25	-40.53	-13	-27.53	-70.85	-52.56	1.07	13.10	H
	7511	-44.11	-13	-31.11	-75.77	-53.54	1.87	11.30	H
	3755.5	-45.36	-13	-32.36	-73.81	-57.09	0.87	12.6	V
	5633.25	-37.59	-13	-24.59	-69.59	-49.62	1.07	13.1	V
	7511	-43.95	-13	-30.95	-75.84	-53.38	1.87	11.3	V

Remark: Spurious emissions within 30-1000MHz were found more than 20dB below limit line.

LTE Band 2 / 10MHz / QPSK / RB Size 1 Offset 0									
Channel	Frequency (MHz)	EIRP (dBm)	Limit (dBm)	Over Limit (dB)	SPA Reading (dBm)	S.G. Power (dBm)	TX Cable loss (dB)	TX Antenna Gain (dBi)	Polarization (H/V)
Middle	3751	-44.94	-13	-31.94	-73.58	-56.67	0.87	12.60	H
	5626.5	-34.98	-13	-21.98	-69.94	-47.01	1.07	13.10	H
	7502	-43.60	-13	-30.60	-75.26	-53.03	1.87	11.30	H
	3751	-45.15	-13	-32.15	-73.6	-56.88	0.87	12.6	V
	5626.5	-42.87	-13	-29.87	-74	-54.90	1.07	13.1	V
	7502	-43.40	-13	-30.40	-75.29	-52.83	1.87	11.3	V

Remark: Spurious emissions within 30-1000MHz were found more than 20dB below limit line.



LTE Band 2 / 15MHz / QPSK / RB Size 1 Offset 0									
Channel	Frequency (MHz)	EIRP (dBm)	Limit (dBm)	Over Limit (dB)	SPA Reading (dBm)	S.G. Power (dBm)	TX Cable loss (dB)	TX Antenna Gain (dBi)	Polarization (H/V)
Middle	3746.5	-43.93	-13	-30.93	-72.57	-55.66	0.87	12.60	H
	5619.75	-40.84	-13	-27.84	-71.16	-52.87	1.07	13.10	H
	7493	-44.49	-13	-31.49	-76.15	-53.92	1.87	11.30	H
	3746.5	-44.49	-13	-31.49	-72.94	-56.22	0.87	12.6	V
	5619.75	-36.86	-13	-23.86	-68.61	-48.89	1.07	13.1	V
	7493	-44.32	-13	-31.32	-76.21	-53.75	1.87	11.3	V

Remark: Spurious emissions within 30-1000MHz were found more than 20dB below limit line.

LTE Band 2 / 20MHz / QPSK / RB Size 1 Offset 0									
Channel	Frequency (MHz)	EIRP (dBm)	Limit (dBm)	Over Limit (dB)	SPA Reading (dBm)	S.G. Power (dBm)	TX Cable loss (dB)	TX Antenna Gain (dBi)	Polarization (H/V)
Middle	3742	-44.73	-13	-31.73	-73.37	-56.46	0.87	12.60	H
	5613	-39.12	-13	-26.12	-69.64	-51.15	1.07	13.10	H
	7484	-44.18	-13	-31.18	-75.84	-53.61	1.87	11.30	H
	3742	-44.48	-13	-31.48	-72.93	-56.21	0.87	12.6	V
	5613	-37.16	-13	-24.16	-68.94	-49.19	1.07	13.1	V
	7484	-42.92	-13	-29.92	-74.81	-52.35	1.87	11.3	V

Remark: Spurious emissions within 30-1000MHz were found more than 20dB below limit line.



LTE Band 4 / 1.4MHz / QPSK / RB Size 1 Offset 0									
Channel	Frequency (MHz)	EIRP (dBm)	Limit (dBm)	Over Limit (dB)	SPA Reading (dBm)	S.G. Power (dBm)	TX Cable loss (dB)	TX Antenna Gain (dBi)	Polarization (H/V)
Middle	3463.92	-51.82	-13	-38.82	-64.65	-59.01	0.81	8.00	H
	5195.88	-42.37	-13	-29.37	-60.90	-51.42	0.95	10.00	H
	6927.84	-40.76	-13	-27.76	-62.10	-53.03	1.13	13.40	H
	3463.92	-51.47	-13	-38.47	-64.81	-63.26	0.81	12.6	V
	5195.88	-43.07	-13	-30.07	-61.7	-54.82	0.95	12.7	V
	6927.84	-45.46	-13	-32.46	-66.45	-56.03	1.13	11.7	V

Remark: Spurious emissions within 30-1000MHz were found more than 20dB below limit line.

LTE Band 4 / 3MHz / QPSK / RB Size 1 Offset 0									
Channel	Frequency (MHz)	EIRP (dBm)	Limit (dBm)	Over Limit (dB)	SPA Reading (dBm)	S.G. Power (dBm)	TX Cable loss (dB)	TX Antenna Gain (dBi)	Polarization (H/V)
Middle	3462.48	-50.27	-13	-37.27	-63.10	-57.46	0.81	8.00	H
	5193.72	-42.20	-13	-29.20	-60.73	-51.25	0.95	10.00	H
	6924.96	-43.43	-13	-30.43	-64.77	-55.70	1.13	13.40	H
	3462.48	-51.52	-13	-38.52	-64.86	-63.31	0.81	12.6	V
	5193.72	-42.94	-13	-29.94	-61.57	-54.69	0.95	12.7	V
	6924.96	-44.39	-13	-31.39	-65.38	-54.96	1.13	11.7	V

Remark: Spurious emissions within 30-1000MHz were found more than 20dB below limit line.



LTE Band 4 / 5MHz / QPSK / RB Size 1 Offset 0									
Channel	Frequency (MHz)	EIRP (dBm)	Limit (dBm)	Over Limit (dB)	SPA Reading (dBm)	S.G. Power (dBm)	TX Cable loss (dB)	TX Antenna Gain (dBi)	Polarization (H/V)
Middle	3460.68	-52.25	-13	-39.25	-65.08	-59.44	0.81	8.00	H
	5191.02	-43.02	-13	-30.02	-61.55	-52.07	0.95	10.00	H
	6921.36	-42.52	-13	-29.52	-63.86	-54.79	1.13	13.40	H
	3460.68	-52.35	-13	-39.35	-65.69	-64.14	0.81	12.6	V
	5191.02	-42.79	-13	-29.79	-61.42	-54.54	0.95	12.7	V
	6921.36	-41.83	-13	-28.83	-62.82	-52.40	1.13	11.7	V

Remark: Spurious emissions within 30-1000MHz were found more than 20dB below limit line.

LTE Band 4 / 10MHz / QPSK / RB Size 1 Offset 0									
Channel	Frequency (MHz)	EIRP (dBm)	Limit (dBm)	Over Limit (dB)	SPA Reading (dBm)	S.G. Power (dBm)	TX Cable loss (dB)	TX Antenna Gain (dBi)	Polarization (H/V)
Middle	3456.18	-52.42	-13	-39.42	-65.25	-59.61	0.81	8.00	H
	5184.27	-43.11	-13	-30.11	-61.64	-52.16	0.95	10.00	H
	6912.36	-45.33	-13	-32.33	-66.67	-57.60	1.13	13.40	H
	3456.18	-52.89	-13	-39.89	-66.23	-64.68	0.81	12.6	V
	5184.27	-42.91	-13	-29.91	-61.54	-54.66	0.95	12.7	V
	6912.36	-44.80	-13	-31.80	-65.79	-55.37	1.13	11.7	V

Remark: Spurious emissions within 30-1000MHz were found more than 20dB below limit line.



LTE Band 4 / 15MHz / QPSK / RB Size 1 Offset 0									
Channel	Frequency (MHz)	EIRP (dBm)	Limit (dBm)	Over Limit (dB)	SPA Reading (dBm)	S.G. Power (dBm)	TX Cable loss (dB)	TX Antenna Gain (dBi)	Polarization (H/V)
Middle	3451.68	-48.83	-13	-35.83	-61.66	-56.02	0.81	8.00	H
	5177.52	-41.67	-13	-28.67	-60.20	-50.72	0.95	10.00	H
	6903.36	-41.30	-13	-28.30	-62.64	-53.57	1.13	13.40	H
	3451.68	-49.39	-13	-36.39	-62.73	-61.18	0.81	12.6	V
	5177.52	-41.44	-13	-28.44	-60.07	-53.19	0.95	12.7	V
	6903.36	-46.32	-13	-33.32	-67.31	-56.89	1.13	11.7	V

Remark: Spurious emissions within 30-1000MHz were found more than 20dB below limit line.

LTE Band 4 / 20MHz / QPSK / RB Size 1 Offset 0									
Channel	Frequency (MHz)	EIRP (dBm)	Limit (dBm)	Over Limit (dB)	SPA Reading (dBm)	S.G. Power (dBm)	TX Cable loss (dB)	TX Antenna Gain (dBi)	Polarization (H/V)
Middle	3447.18	-49.62	-13	-36.62	-62.45	-56.81	0.81	8.00	H
	5170.77	-41.59	-13	-28.59	-60.12	-50.64	0.95	10.00	H
	6894.36	-42.85	-13	-29.85	-64.19	-55.12	1.13	13.40	H
	3447.18	-49.55	-13	-36.55	-62.89	-61.34	0.81	12.6	V
	5170.77	-42.02	-13	-29.02	-60.65	-53.77	0.95	12.7	V
	6894.36	-45.20	-13	-32.20	-66.19	-55.77	1.13	11.7	V

Remark: Spurious emissions within 30-1000MHz were found more than 20dB below limit line.



LTE Band 7 / 5MHz / QPSK / RB Size 1 Offset 0									
Channel	Frequency (MHz)	EIRP (dBm)	Limit (dBm)	Over Limit (dB)	SPA Reading (dBm)	S.G. Power (dBm)	TX Cable loss (dB)	TX Antenna Gain (dBi)	Polarization (H/V)
Middle	5065.68	-39.39	-25	-14.39	-57.60	-48.44	0.95	10.00	H
	7598.52	-33.32	-25	-8.32	-59.14	-45.56	1.46	13.70	H
	10131.36	-43.82	-25	-18.82	-71.37	-55.71	1.31	13.20	H
	5065.68	-41.03	-25	-16.03	-58.93	-50.08	0.95	10.00	V
	7598.52	-44.37	-25	-19.37	-68.7	-56.61	1.46	13.70	V
	10131.36	-45.45	-25	-20.45	-71.93	-57.34	1.31	13.20	V

Remark: Spurious emissions within 30-1000MHz were found more than 20dB below limit line.

LTE Band 7 / 10MHz / QPSK / RB Size 1 Offset 0									
Channel	Frequency (MHz)	EIRP (dBm)	Limit (dBm)	Over Limit (dB)	SPA Reading (dBm)	S.G. Power (dBm)	TX Cable loss (dB)	TX Antenna Gain (dBi)	Polarization (H/V)
Middle	5061.18	-39.31	-25	-14.31	-57.50	-48.36	0.95	10.00	H
	7591.77	-31.73	-25	-6.73	-58.30	-43.97	1.46	13.70	H
	10122.36	-43.49	-25	-18.49	-71.04	-55.38	1.31	13.20	H
	5061.18	-40.65	-25	-15.65	-58.59	-49.70	0.95	10.00	V
	7591.77	-37.06	-25	-12.06	-61.39	-49.30	1.46	13.70	V
	10122.36	-45.03	-25	-20.03	-71.51	-56.92	1.31	13.20	V

Remark: Spurious emissions within 30-1000MHz were found more than 20dB below limit line.



LTE Band 7 / 15MHz / QPSK / RB Size 1 Offset 0									
Channel	Frequency (MHz)	EIRP (dBm)	Limit (dBm)	Over Limit (dB)	SPA Reading (dBm)	S.G. Power (dBm)	TX Cable loss (dB)	TX Antenna Gain (dBi)	Polarization (H/V)
Middle	5056.68	-40.48	-25	-15.48	-58.48	-49.53	0.95	10.00	H
	7585.02	-34.68	-25	-9.68	-60.30	-46.92	1.46	13.70	H
	10131.36	-44.34	-25	-19.34	-71.89	-56.23	1.31	13.20	H
	5056.68	-41.68	-25	-16.68	-59.58	-50.73	0.95	10.00	V
	7585.02	-38.97	-25	-13.97	-63.3	-51.21	1.46	13.70	V
	10131.36	-45.30	-25	-20.30	-71.78	-57.19	1.31	13.20	V

Remark: Spurious emissions within 30-1000MHz were found more than 20dB below limit line.

LTE Band 7 / 20MHz / QPSK / RB Size 1 Offset 0									
Channel	Frequency (MHz)	EIRP (dBm)	Limit (dBm)	Over Limit (dB)	SPA Reading (dBm)	S.G. Power (dBm)	TX Cable loss (dB)	TX Antenna Gain (dBi)	Polarization (H/V)
Middle	5052.18	-38.56	-25	-13.56	-56.99	-47.61	0.95	10.00	H
	7578.27	-31.70	-25	-6.70	-58.28	-43.94	1.46	13.70	H
	10104.36	-43.25	-25	-18.25	-70.80	-55.14	1.31	13.20	H
	5052.18	-45.31	-25	-20.31	-63.21	-54.36	0.95	10.00	V
	7578.27	-45.54	-25	-20.54	-69.87	-57.78	1.46	13.70	V
	10104.36	-45.25	-25	-20.25	-71.73	-57.14	1.31	13.20	V

Remark: Spurious emissions within 30-1000MHz were found more than 20dB below limit line.