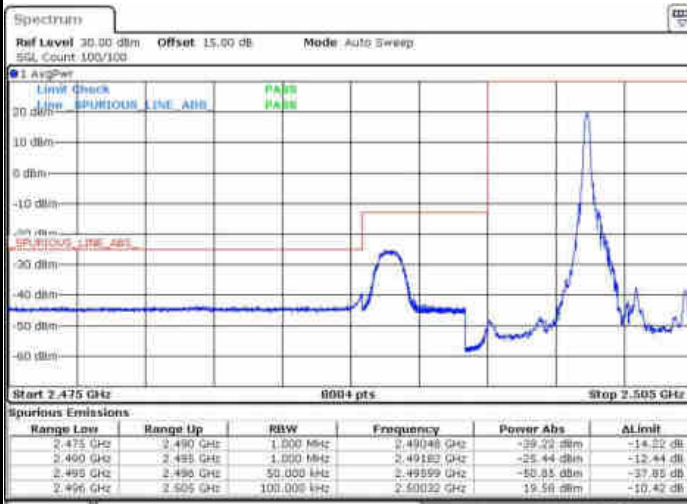


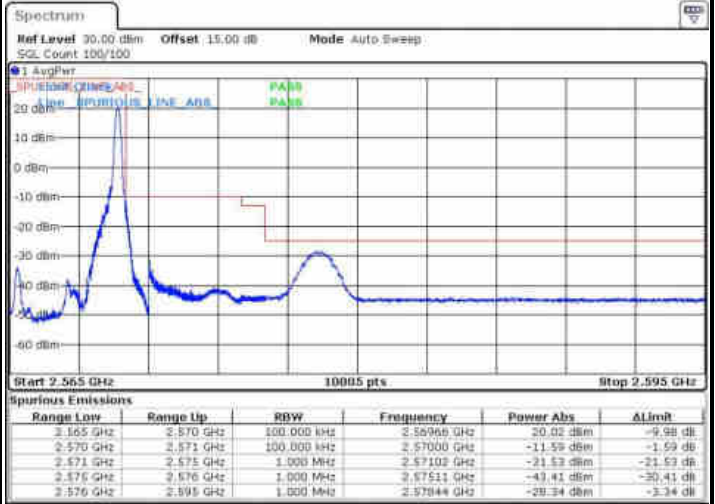


LTE Band 7 / 5MHz / QPSK

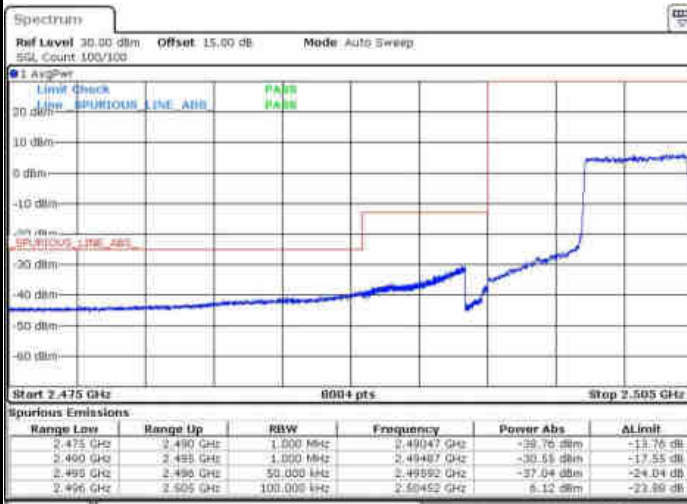
Lowest Band Edge / 1 RB



Highest Band Edge / 1 RB



Lowest Band Edge / Full RB



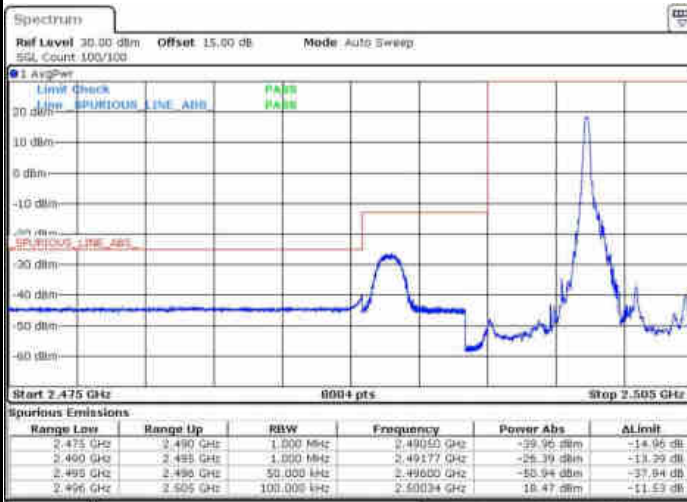
Highest Band Edge / Full RB



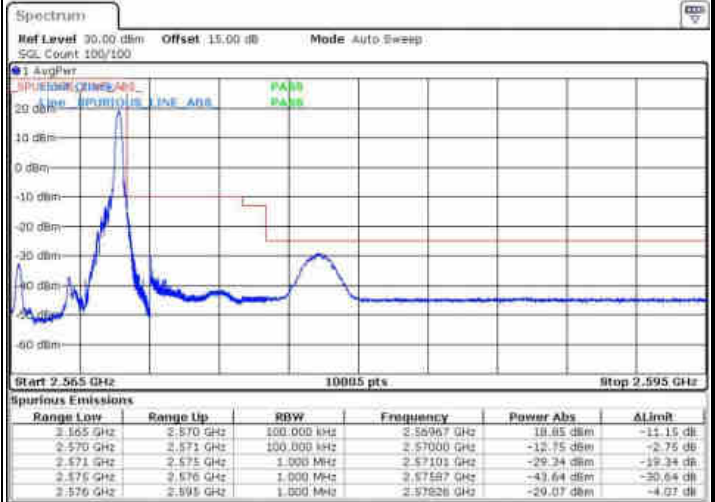


LTE Band 7 / 5MHz / 16QAM

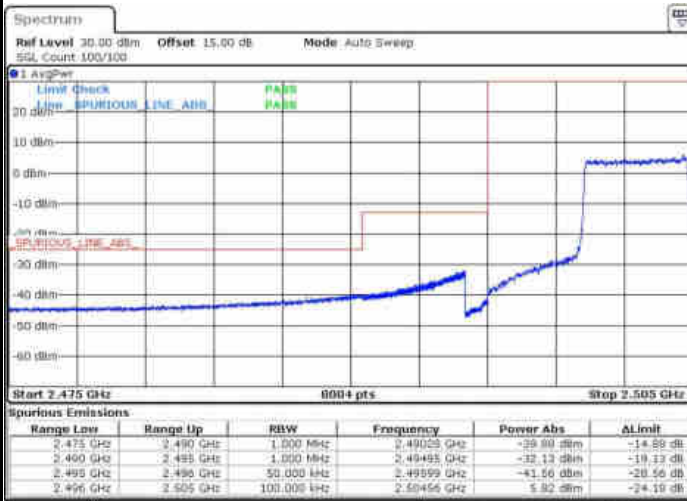
Lowest Band Edge / 1 RB



Highest Band Edge / 1 RB



Lowest Band Edge / Full RB



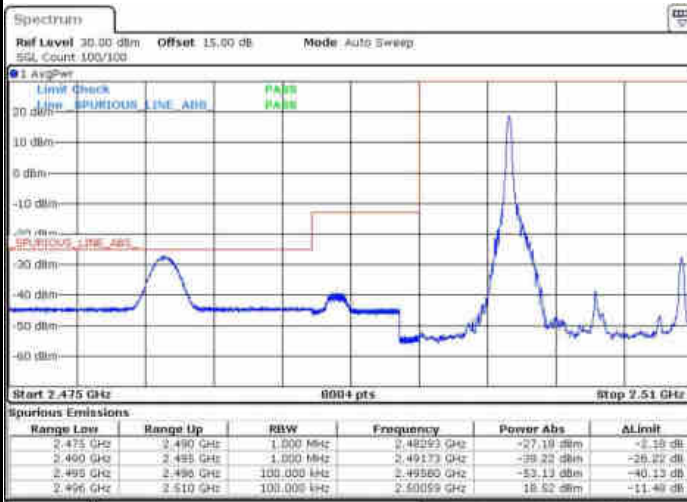
Highest Band Edge / Full RB



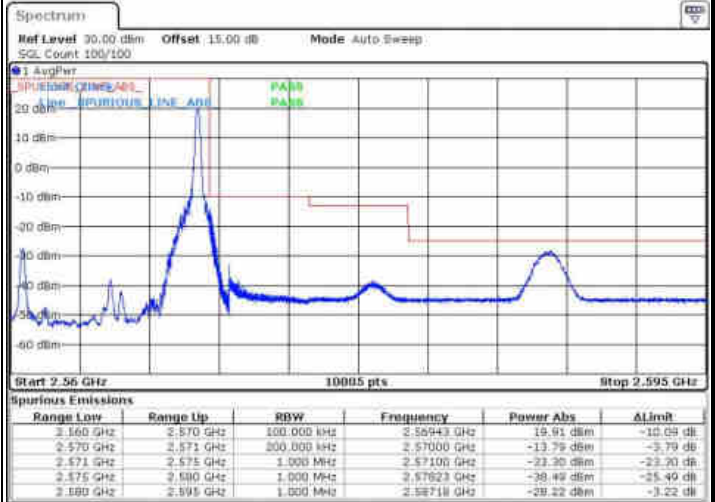


LTE Band 7 / 10MHz / QPSK

Lowest Band Edge / 1 RB



Highest Band Edge / 1 RB



Lowest Band Edge / Full RB



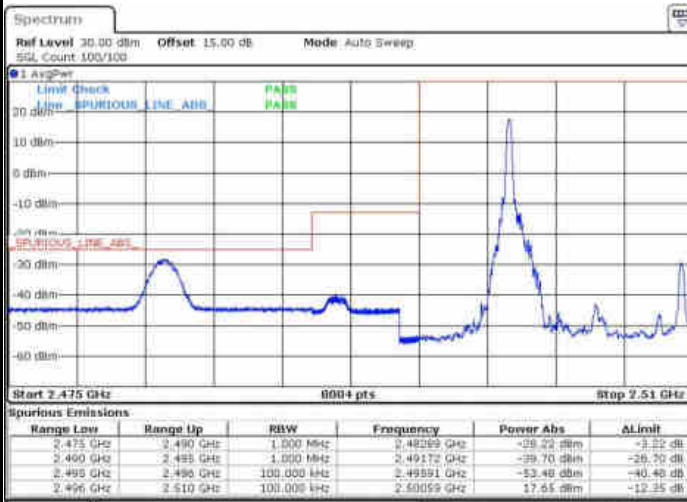
Highest Band Edge / Full RB



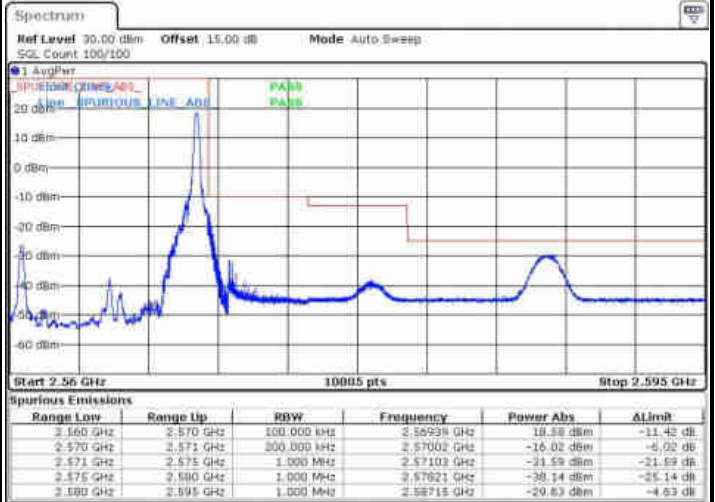


LTE Band 7 / 10MHz / 16QAM

Lowest Band Edge / 1 RB



Highest Band Edge / 1 RB



Lowest Band Edge / Full RB



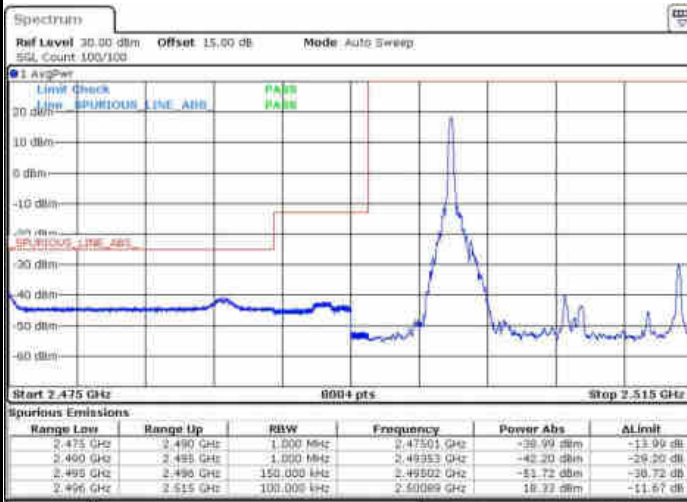
Highest Band Edge / Full RB





LTE Band 7 / 15MHz / QPSK

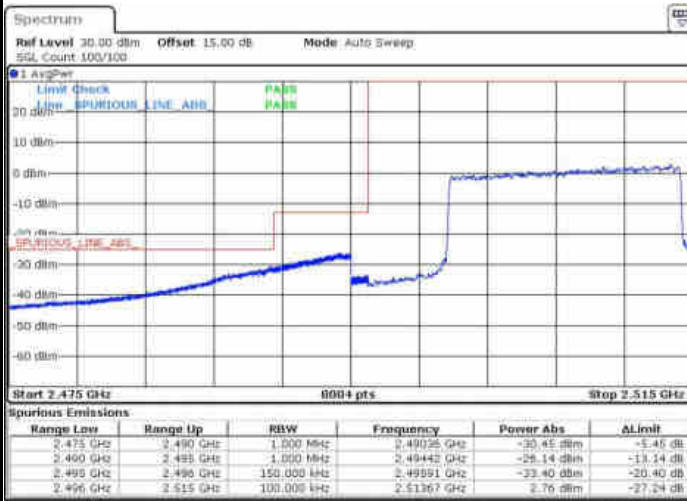
Lowest Band Edge / 1 RB



Highest Band Edge / 1 RB



Lowest Band Edge / Full RB



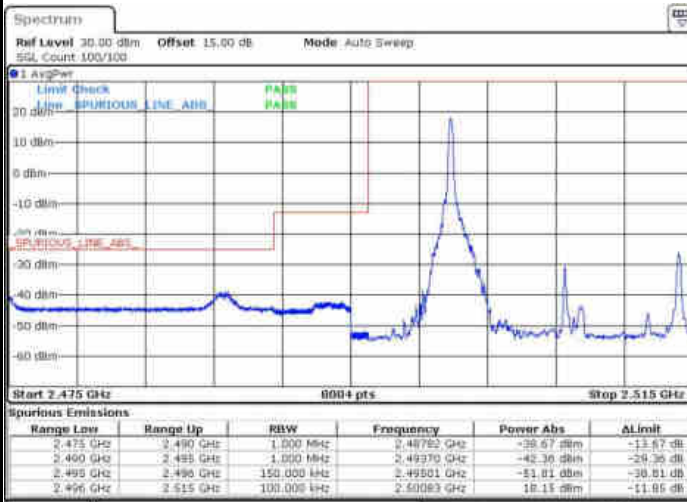
Highest Band Edge / Full RB





LTE Band 7 / 15MHz / 16QAM

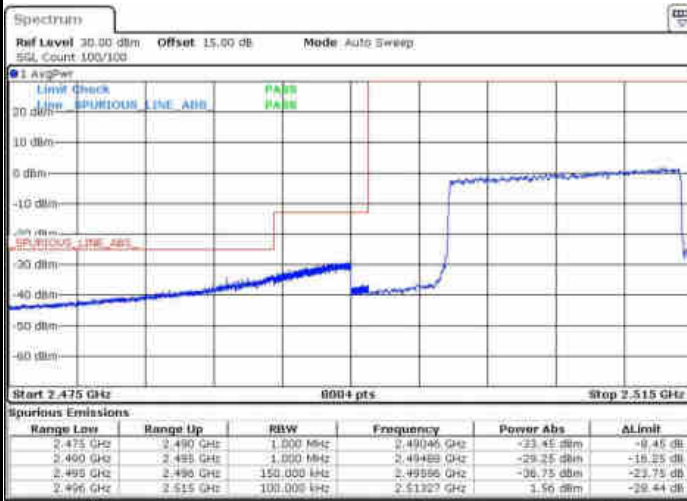
Lowest Band Edge / 1 RB



Highest Band Edge / 1 RB



Lowest Band Edge / Full RB



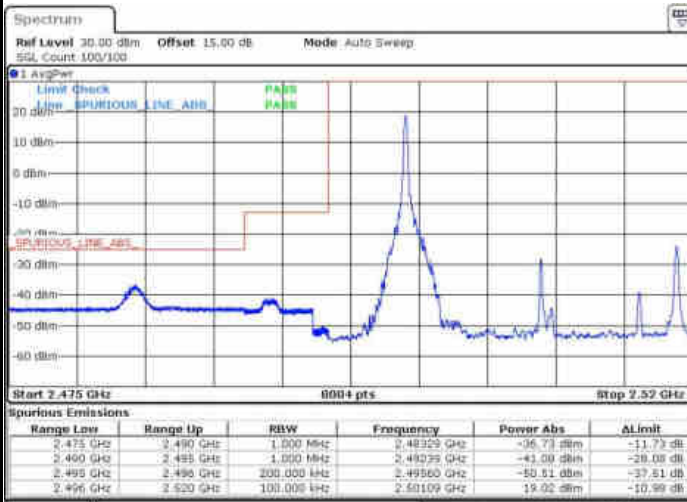
Highest Band Edge / Full RB



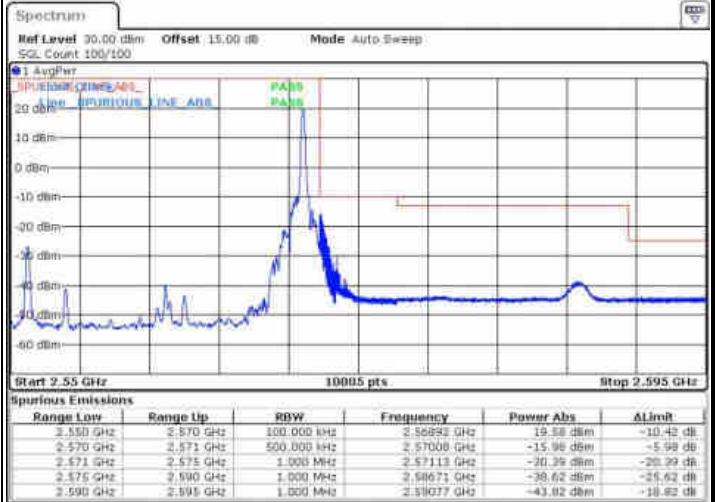


LTE Band 7 / 20MHz / QPSK

Lowest Band Edge / 1 RB



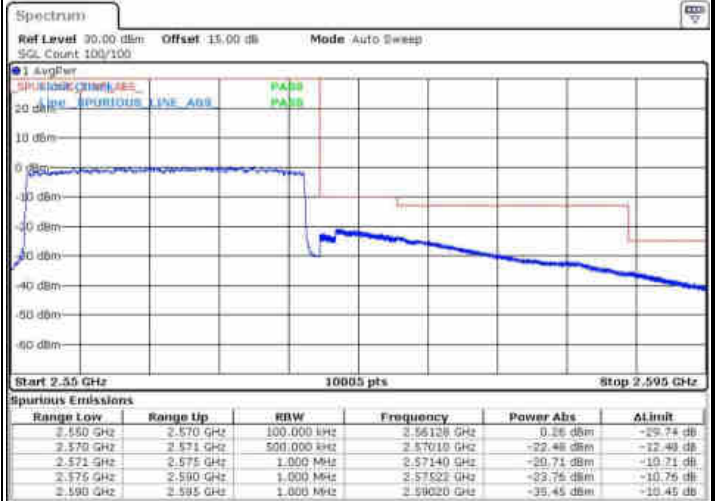
Highest Band Edge / 1 RB



Lowest Band Edge / Full RB



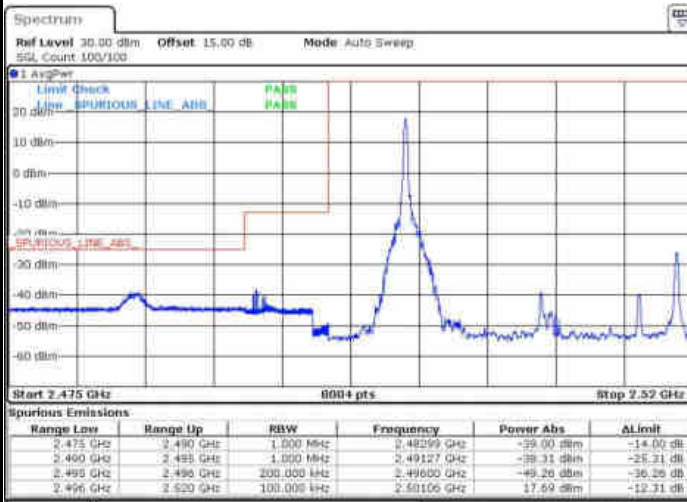
Highest Band Edge / Full RB



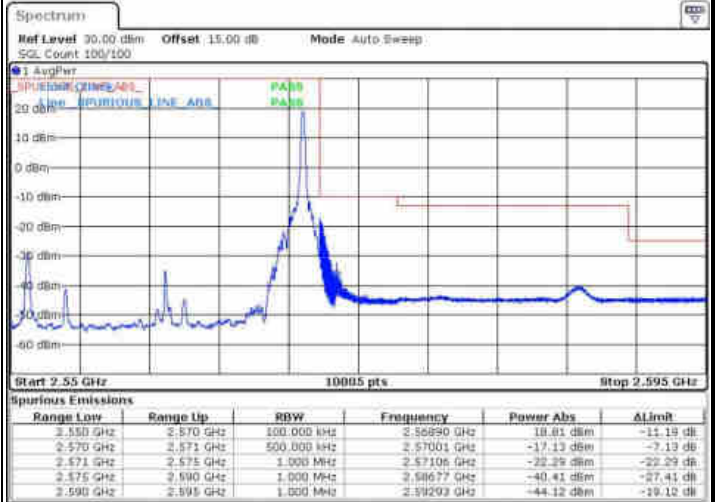


LTE Band 7 / 20MHz / 16QAM

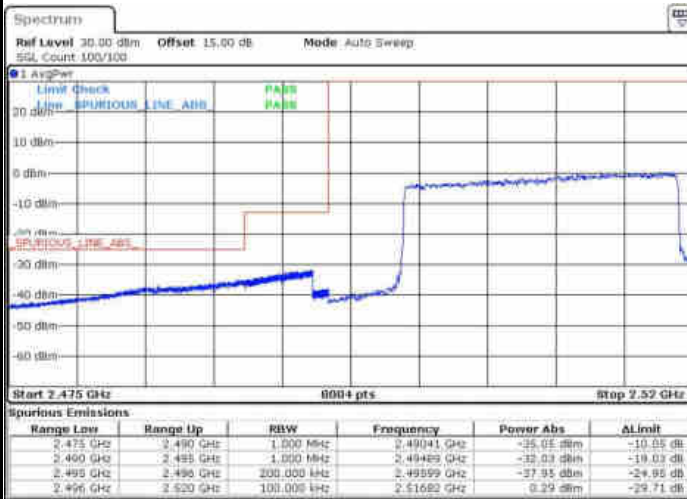
Lowest Band Edge / 1 RB



Highest Band Edge / 1RB



Lowest Band Edge / Full RB



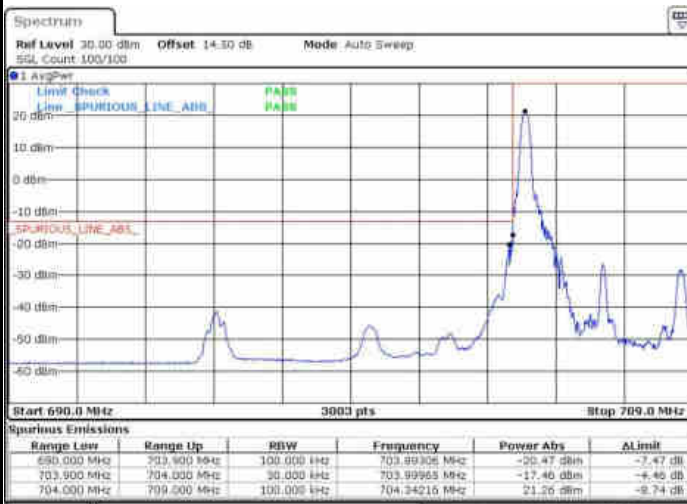
Highest Band Edge / Full RB





LTE Band 17 / 5MHz / QPSK

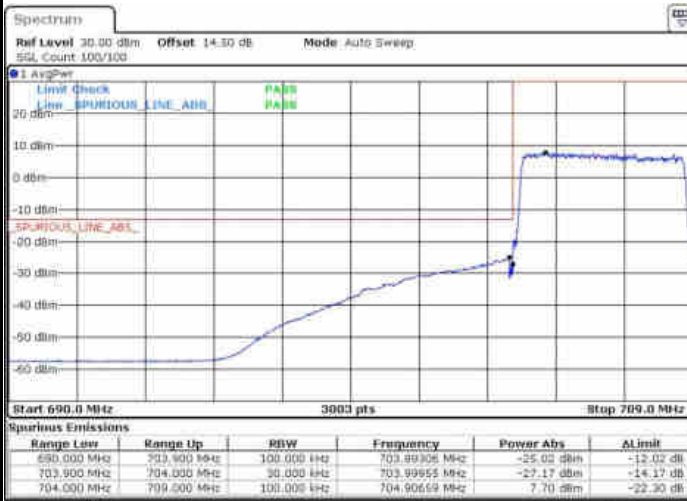
Lowest Band Edge / 1 RB



Highest Band Edge / 1 RB



Lowest Band Edge / Full RB



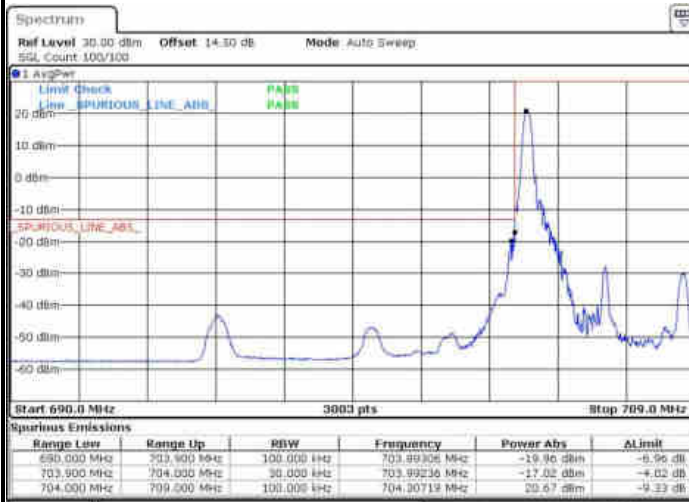
Highest Band Edge / Full RB



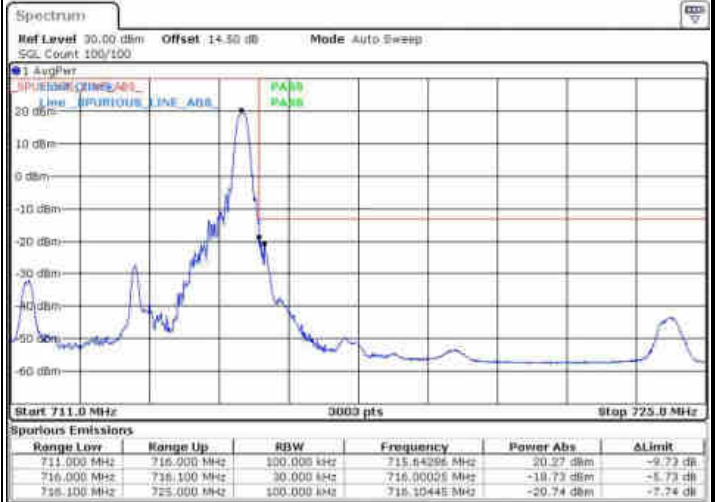


LTE Band 17 / 5MHz / 16QAM

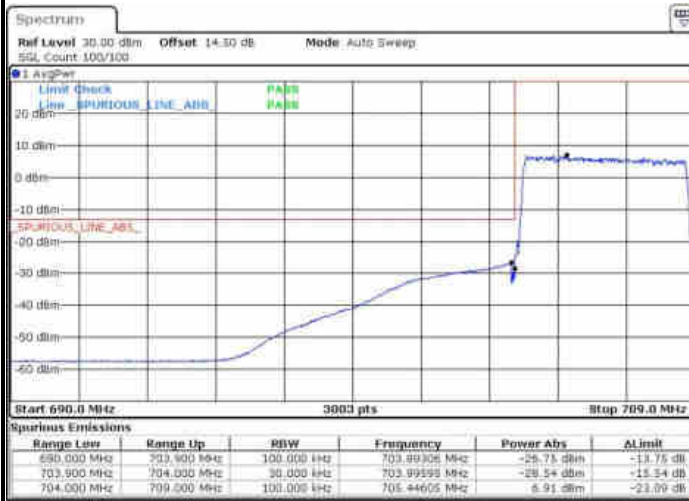
Lowest Band Edge / 1 RB



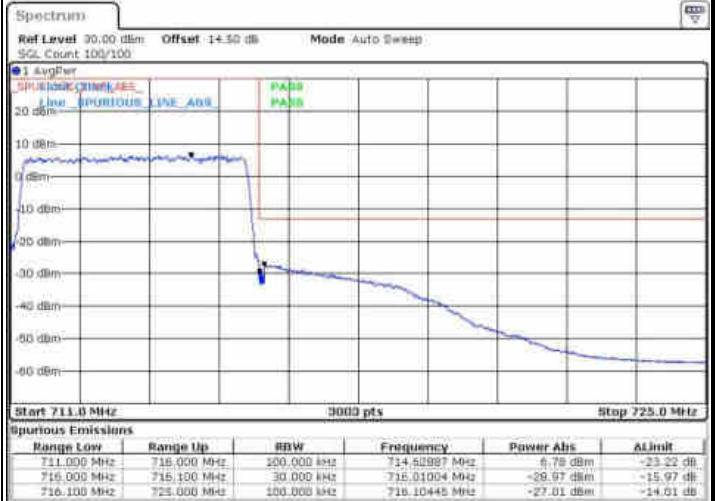
Highest Band Edge / 1 RB



Lowest Band Edge / Full RB



Highest Band Edge / Full RB

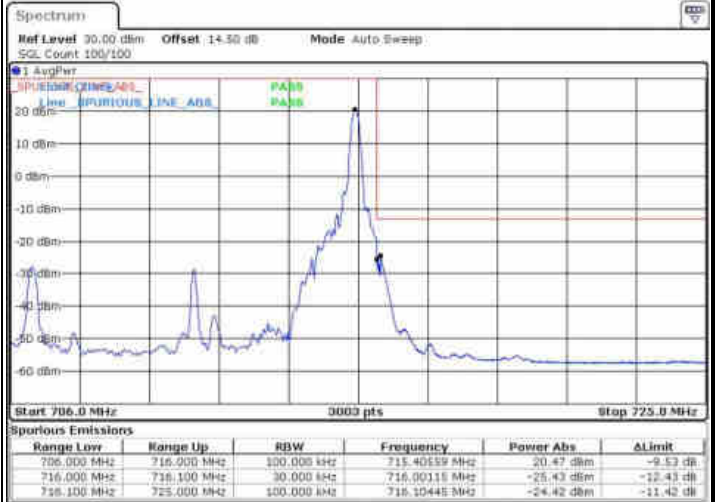
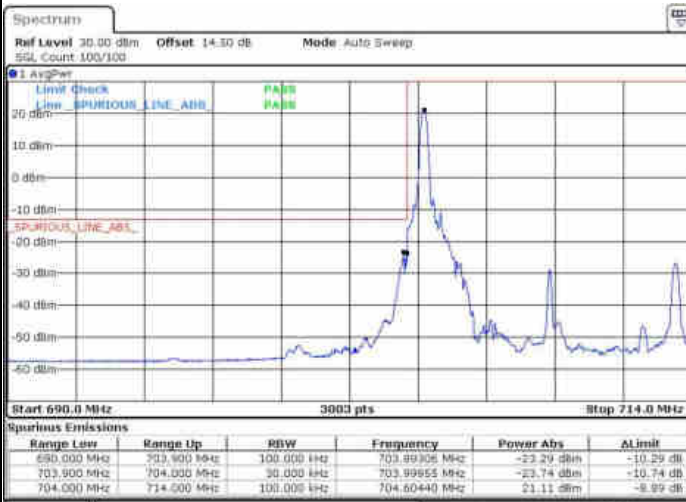




LTE Band 17 / 10MHz / QPSK

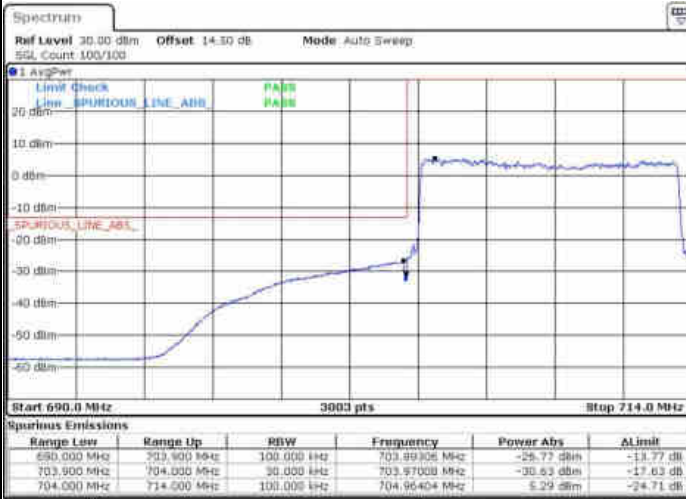
Lowest Band Edge / 1 RB

Highest Band Edge / 1 RB



Lowest Band Edge / Full RB

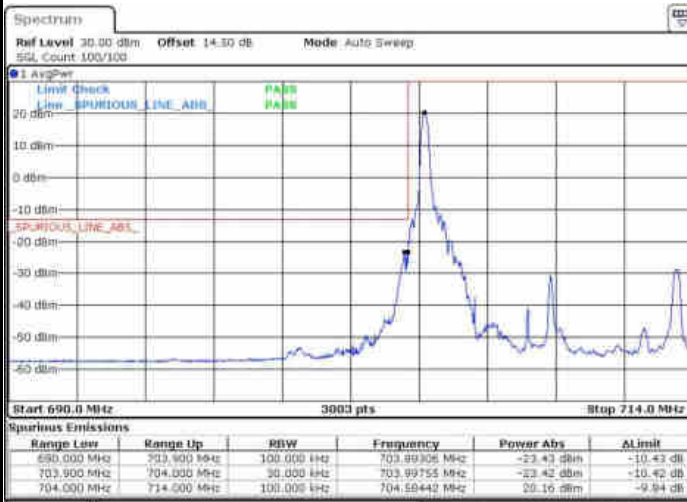
Highest Band Edge / Full RB



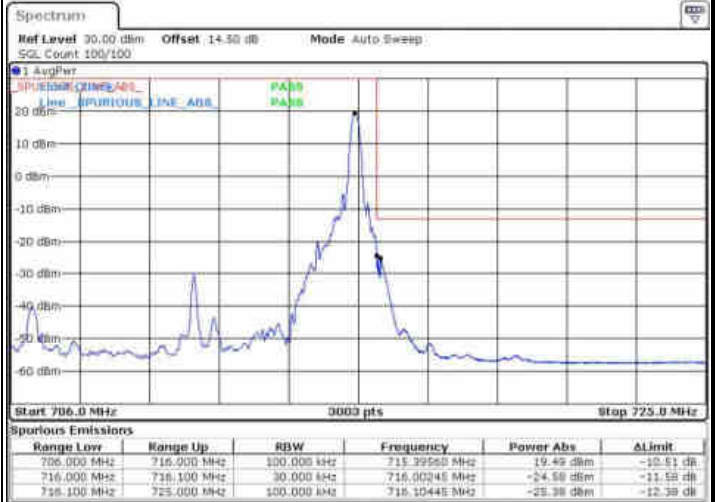


LTE Band 17 / 10MHz / 16QAM

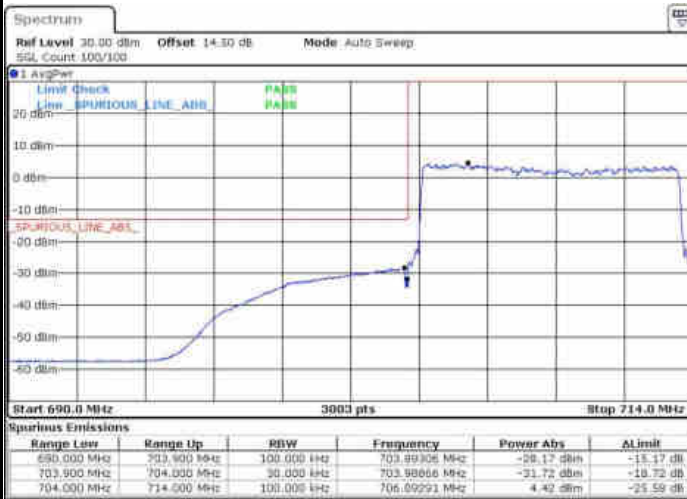
Lowest Band Edge / 1 RB



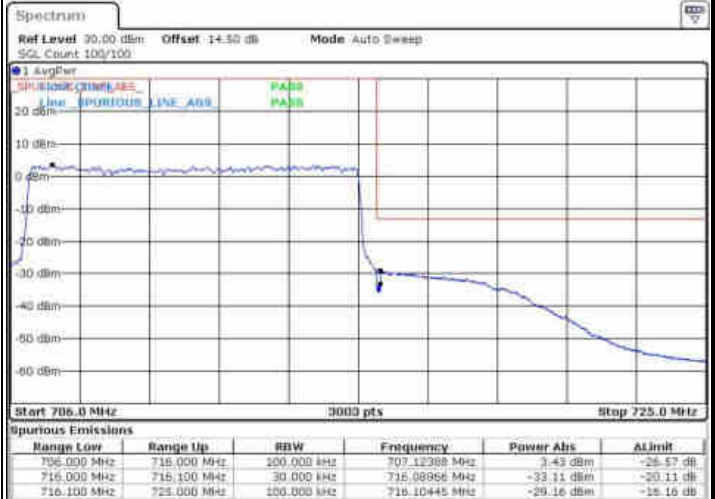
Highest Band Edge / 1 RB



Lowest Band Edge / Full RB




Highest Band Edge / Full RB





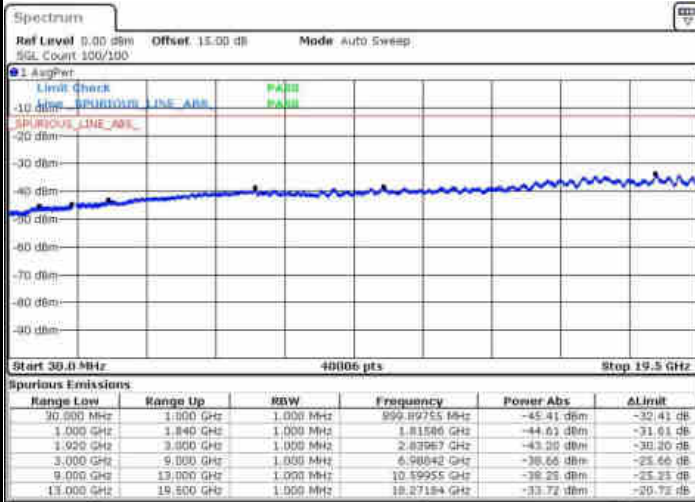
Conducted Spurious Emission



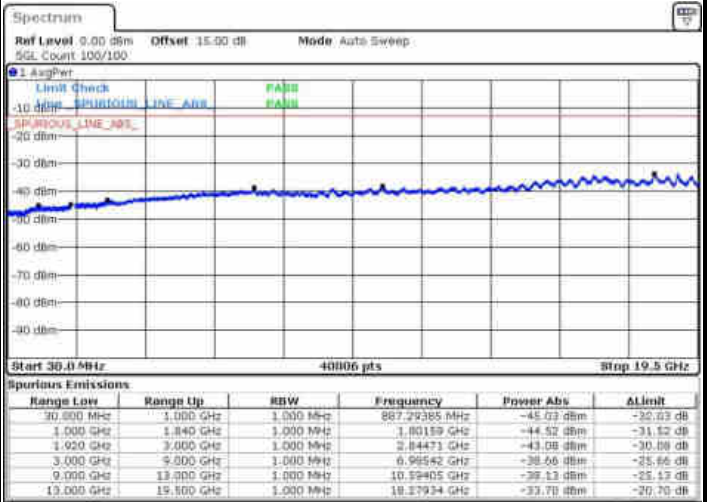


LTE Band 2 / 1.4MHz

Highest Channel / QPSK

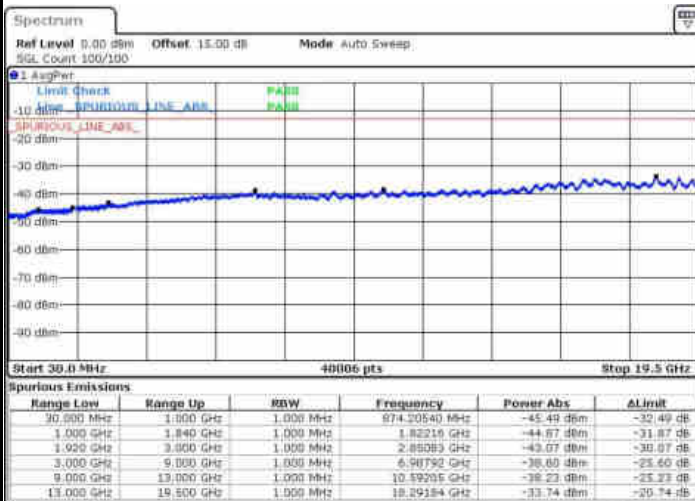


Highest Channel / 16QAM

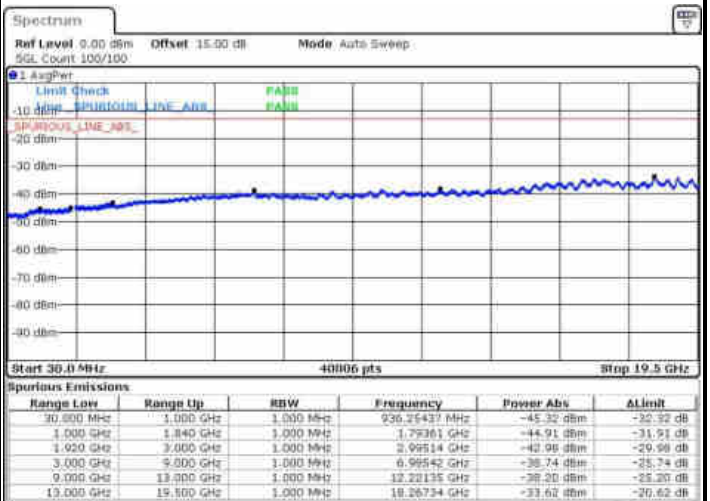


LTE Band 2 / 3MHz

Lowest Channel / QPSK



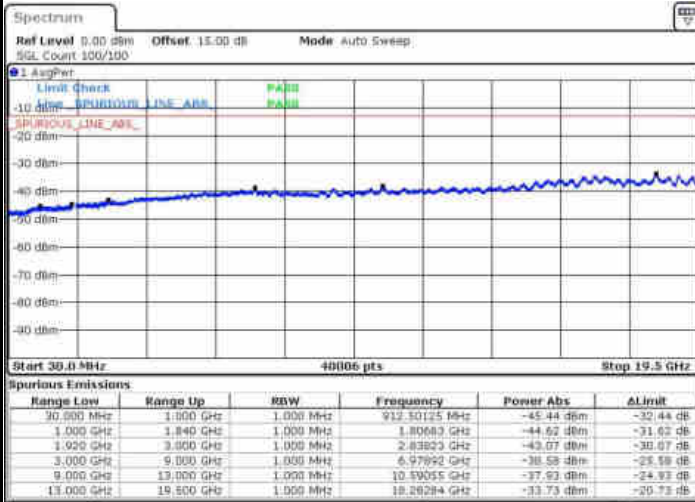
Lowest Channel / 16QAM





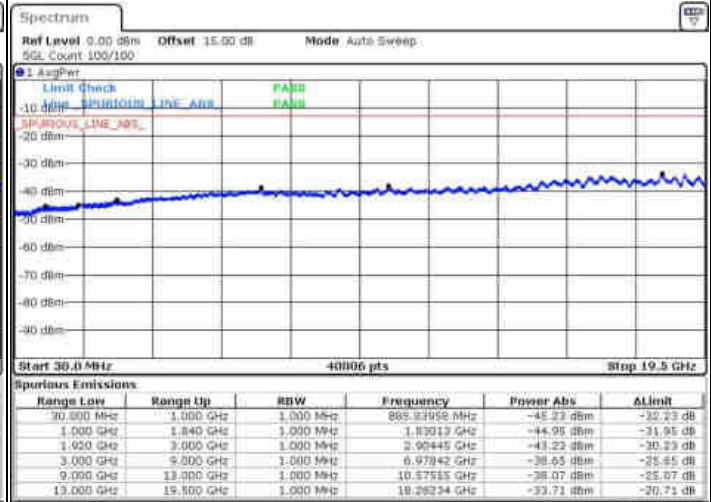
LTE Band 2 / 3MHz

Middle Channel / QPSK



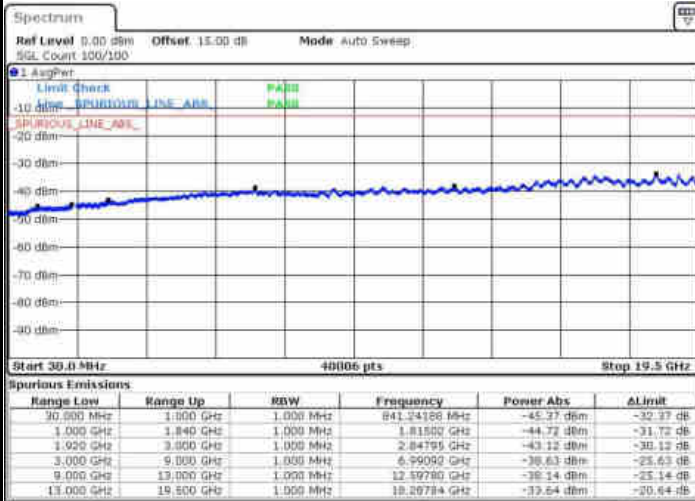
DATE: 20-SEP-2015 09:49:42

Middle Channel / 16QAM



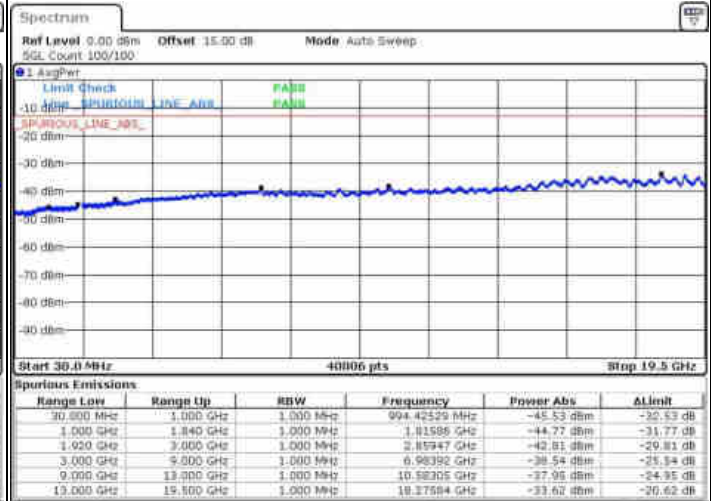
DATE: 20-SEP-2015 09:50:28

Highest Channel / QPSK



DATE: 20-SEP-2015 09:56:00

Highest Channel / 16QAM



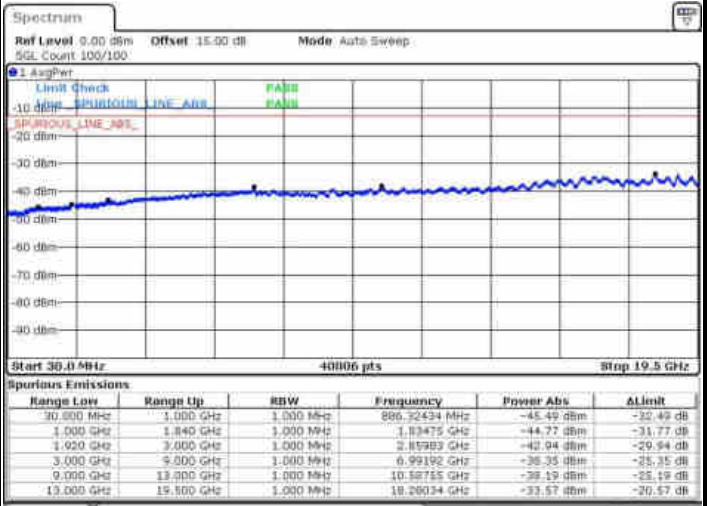
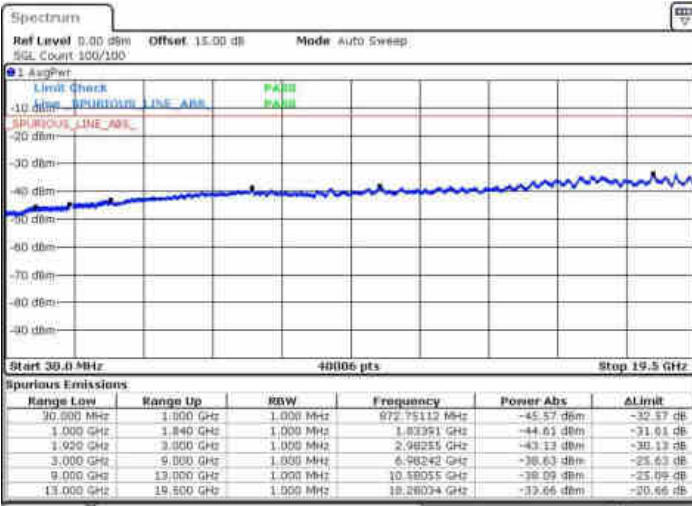
DATE: 20-SEP-2015 09:57:54



LTE Band 2 / 5MHz

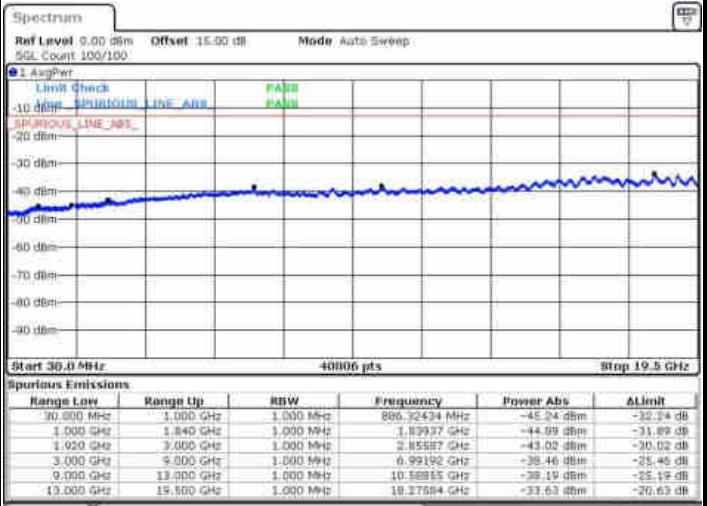
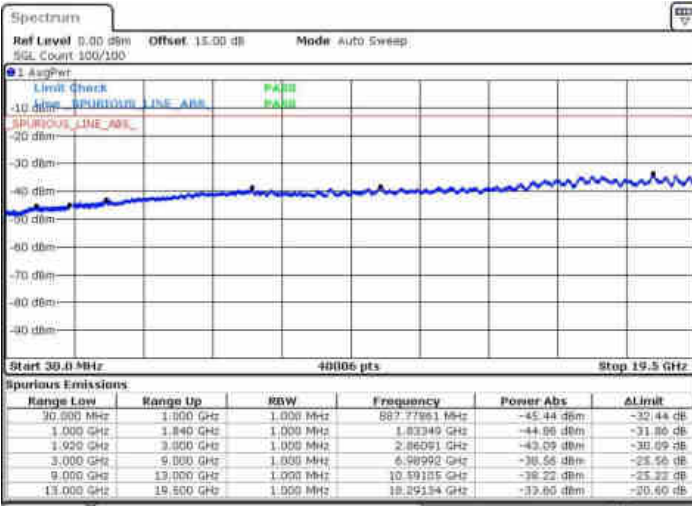
Lowest Channel / QPSK

Lowest Channel / 16QAM



Middle Channel / QPSK

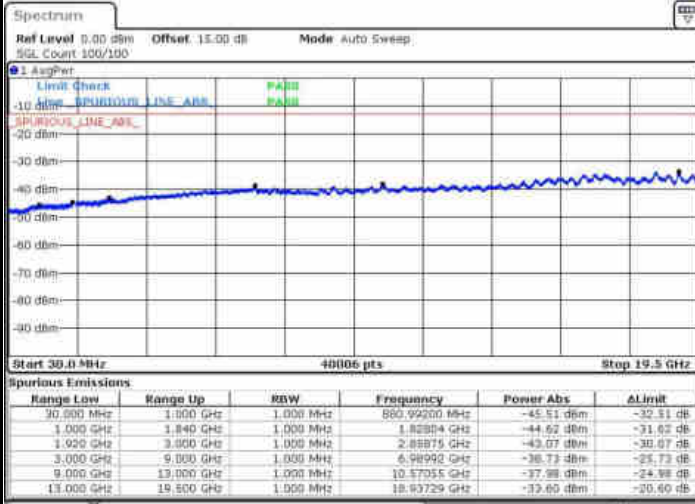
Middle Channel / 16QAM



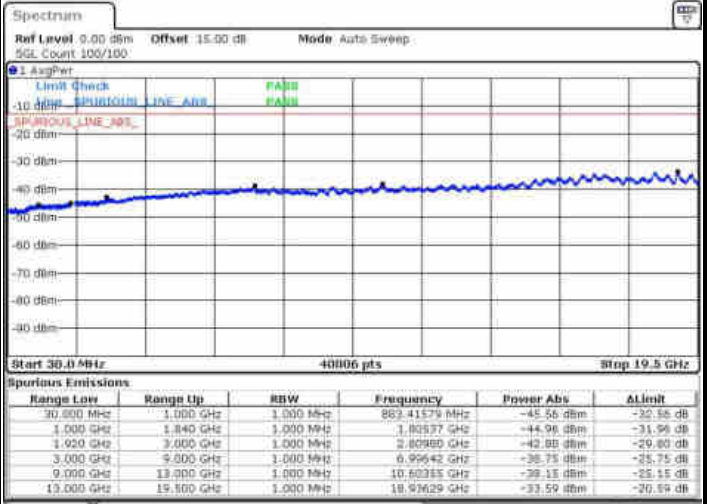


LTE Band 2 / 5MHz

Highest Channel / QPSK

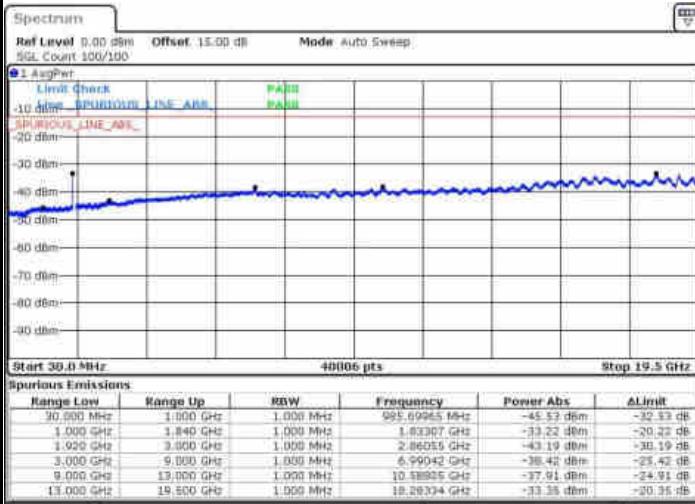


Highest Channel / 16QAM

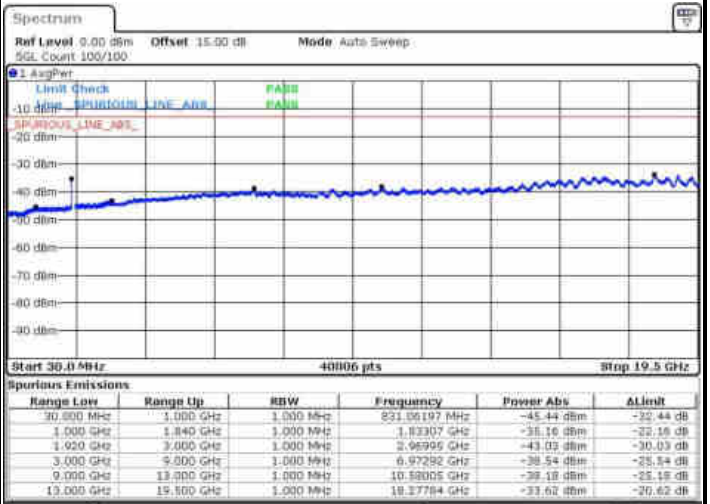


LTE Band 2 / 10MHz

Lowest Channel / QPSK



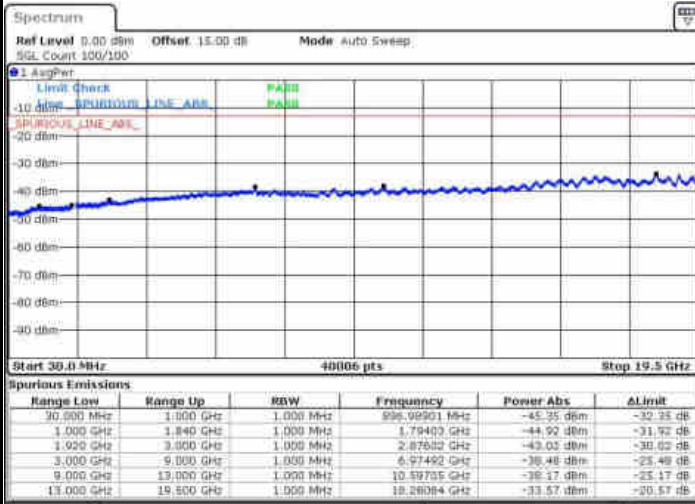
Lowest Channel / 16QAM



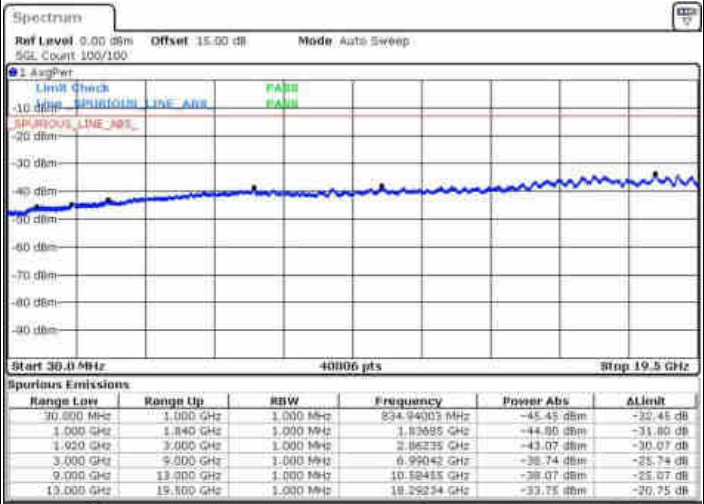


LTE Band 2 / 10MHz

Middle Channel / QPSK



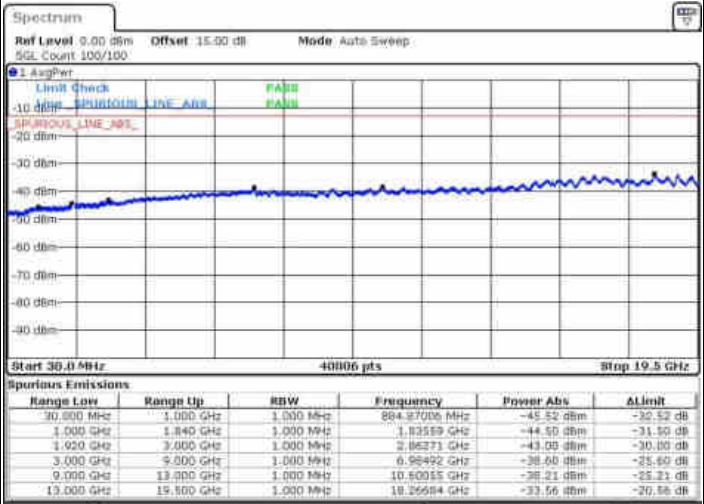
Middle Channel / 16QAM



Highest Channel / QPSK



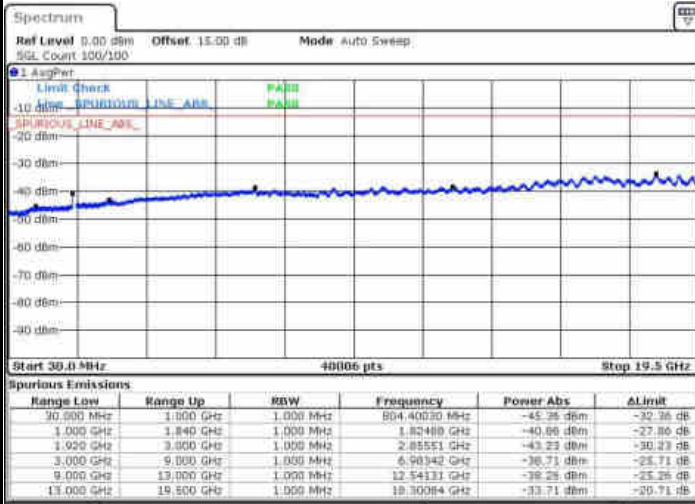
Highest Channel / 16QAM



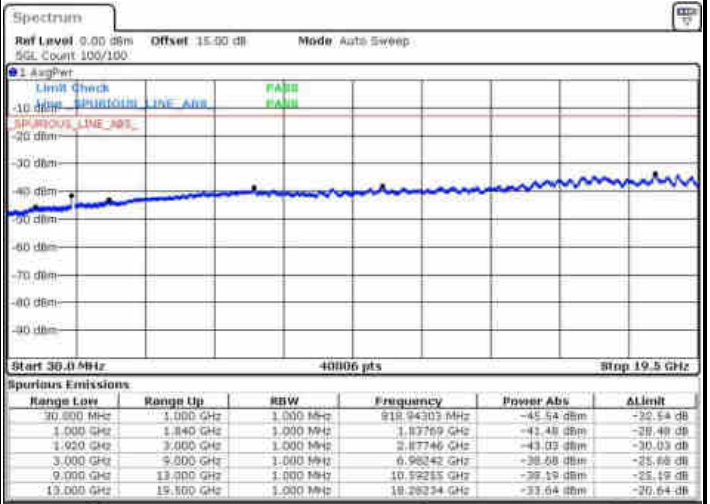


LTE Band 2 / 15MHz

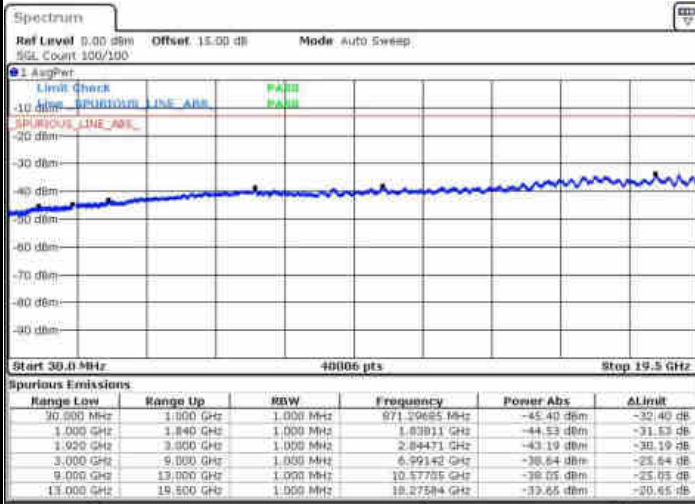
Lowest Channel / QPSK



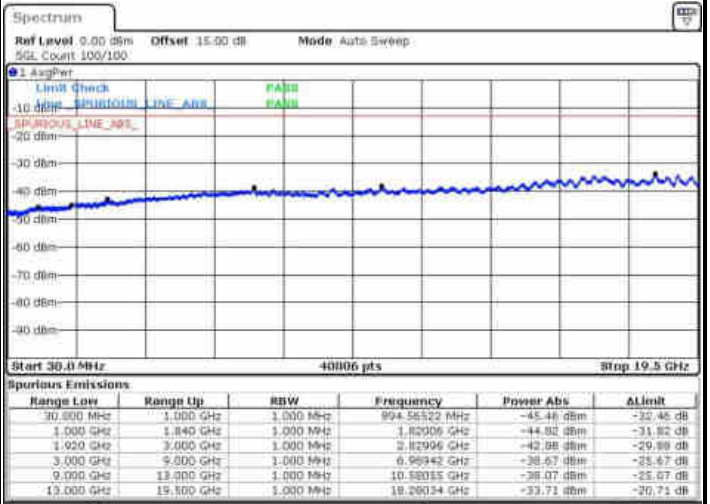
Lowest Channel / 16QAM



Middle Channel / QPSK



Middle Channel / 16QAM



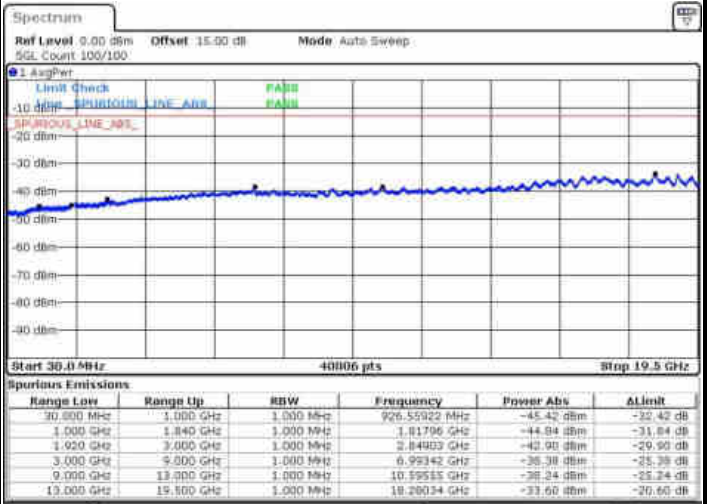


LTE Band 2 / 15MHz

Highest Channel / QPSK



Highest Channel / 16QAM

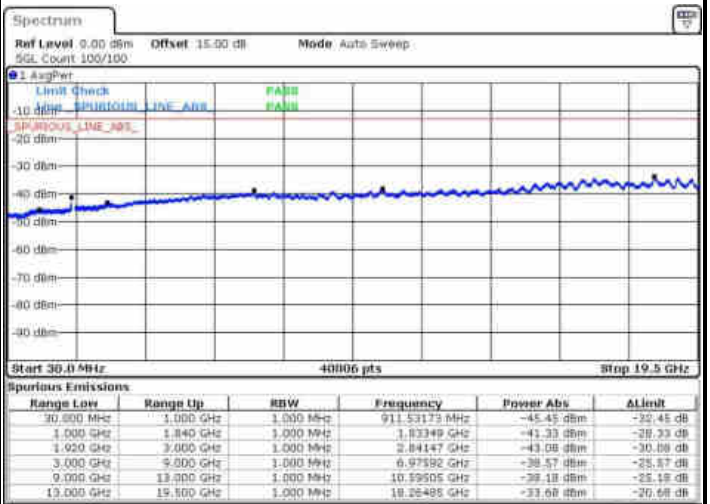


LTE Band 2 / 20MHz

Lowest Channel / QPSK



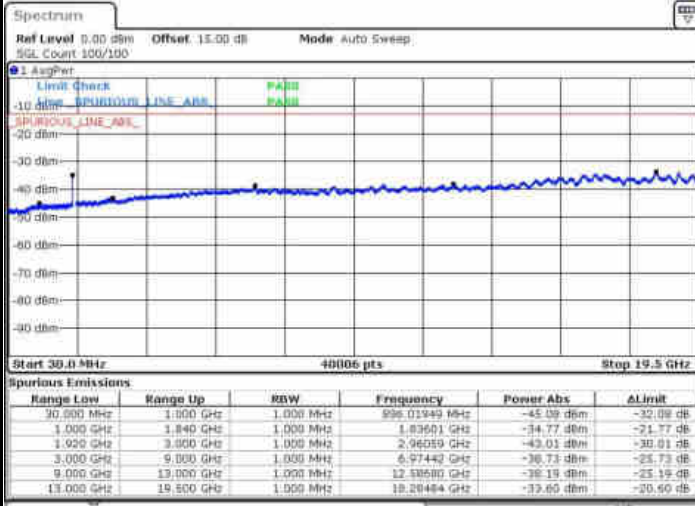
Lowest Channel / 16QAM



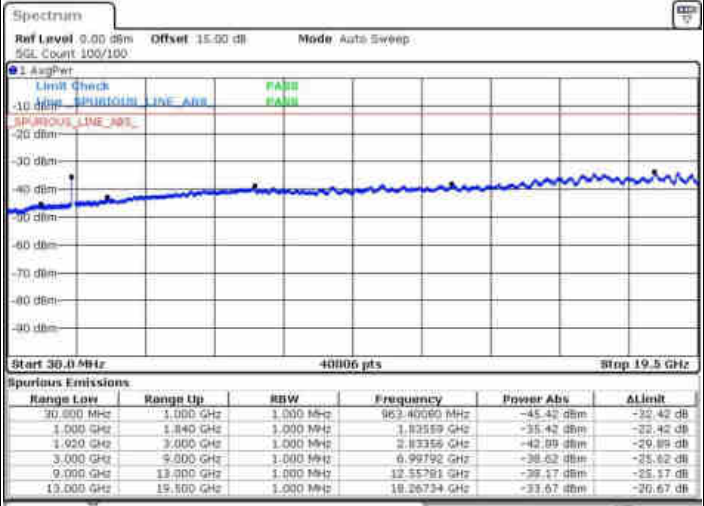


LTE Band 2 / 20MHz

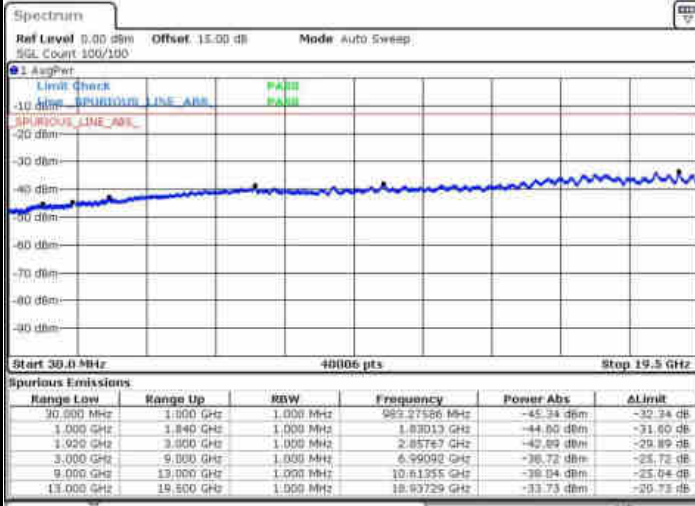
Middle Channel / QPSK



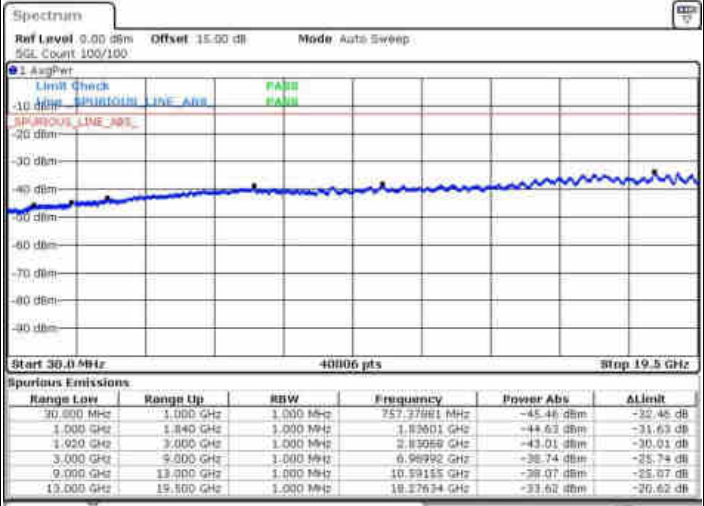
Middle Channel / 16QAM



Highest Channel / QPSK



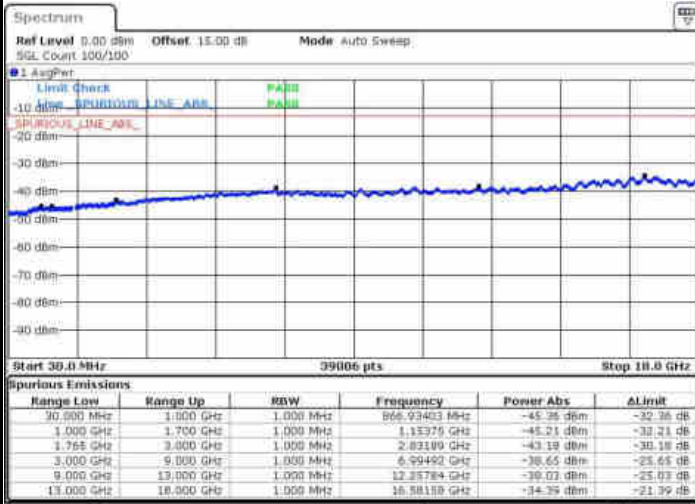
Highest Channel / 16QAM





LTE Band 4 / 1.4MHz

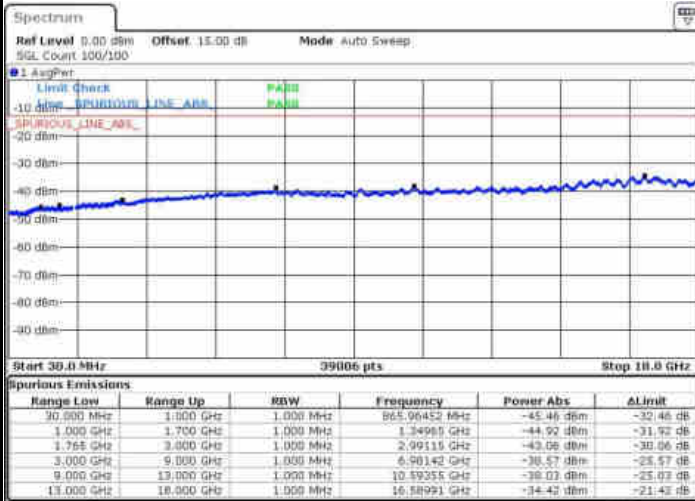
Lowest Channel / QPSK



Lowest Channel / 16QAM



Middle Channel / QPSK



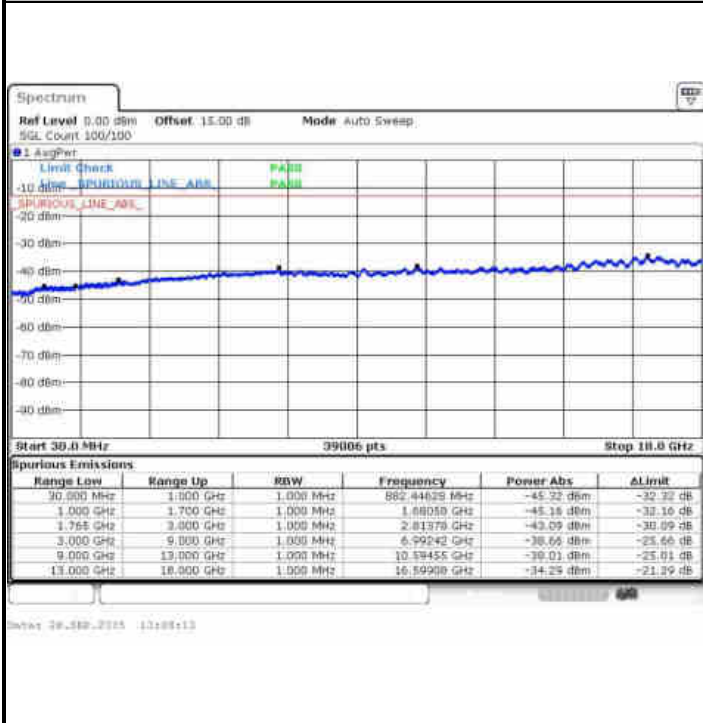
Middle Channel / 16QAM



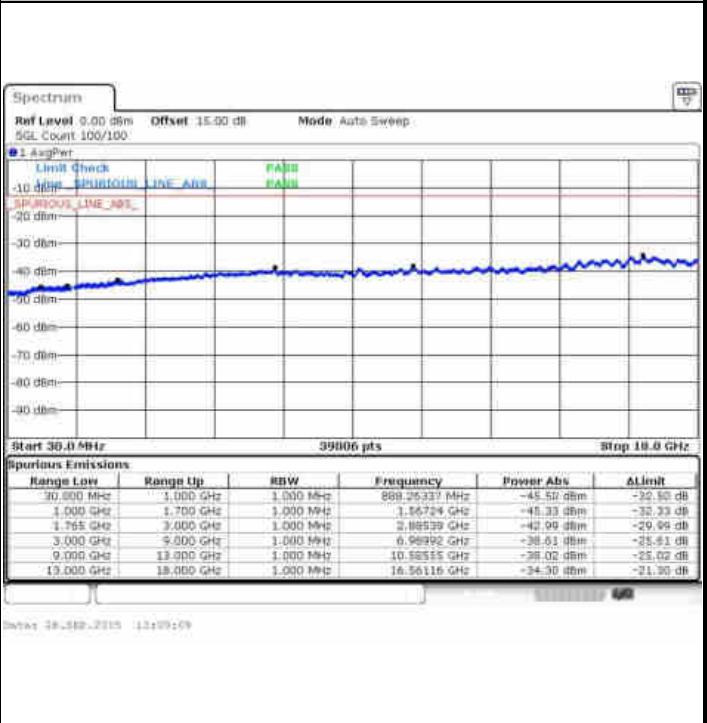


LTE Band 4 / 1.4MHz

Highest Channel / QPSK

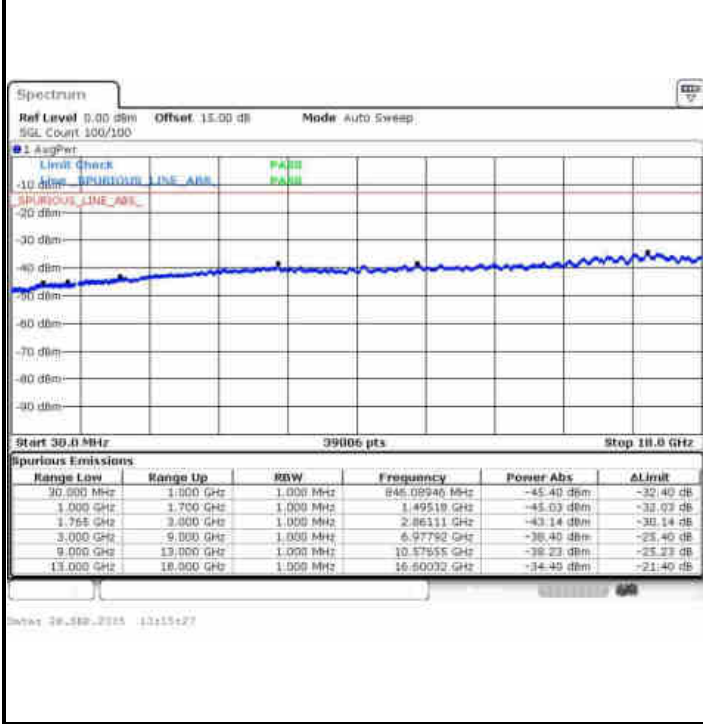


Highest Channel / 16QAM

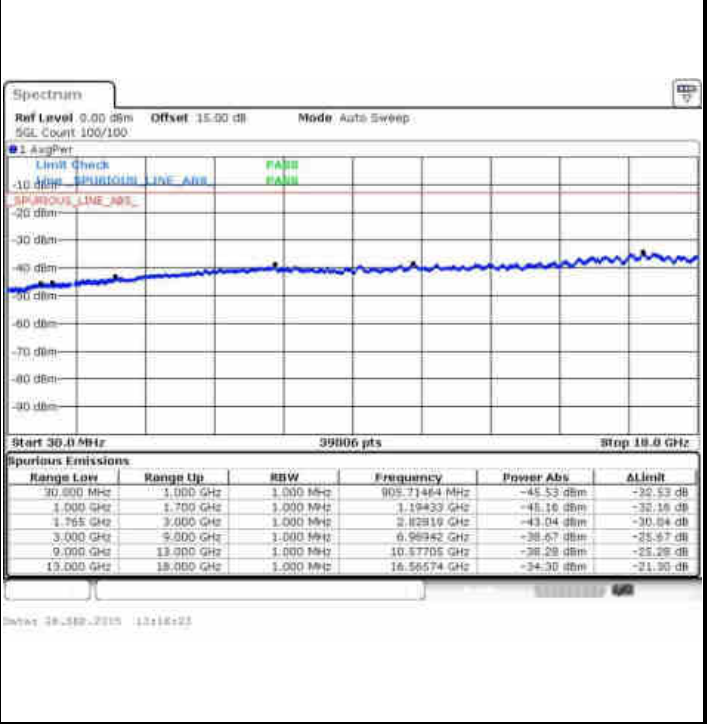


LTE Band 4 / 3MHz

Lowest Channel / QPSK



Lowest Channel / 16QAM

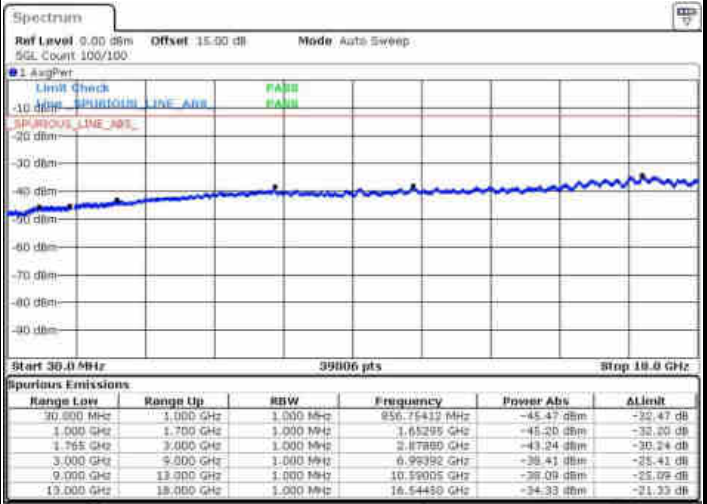
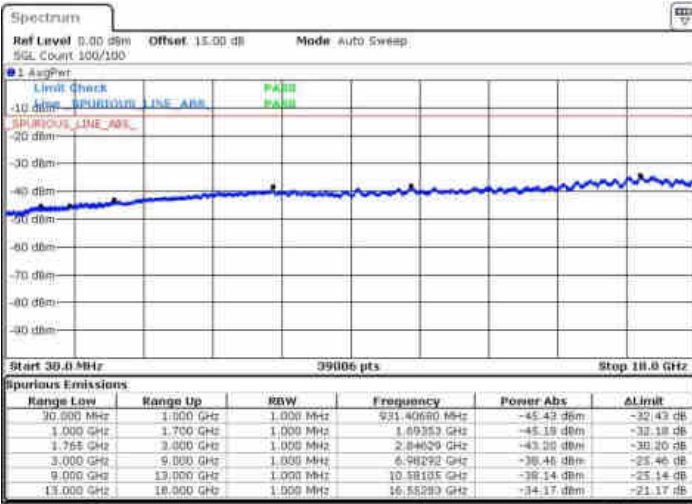




LTE Band 4 / 3MHz

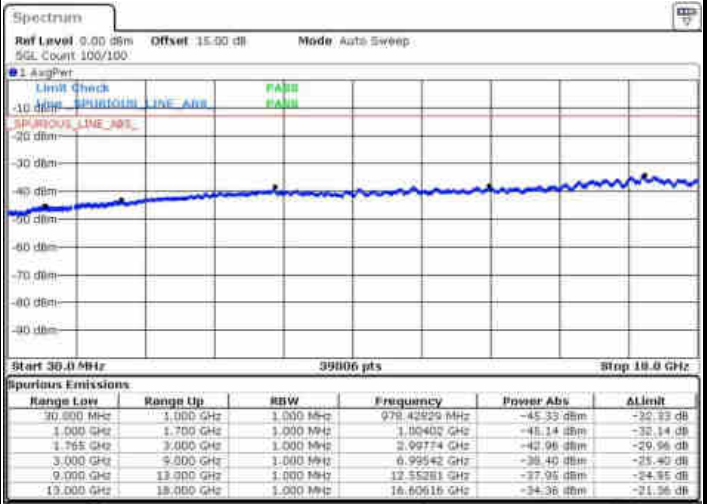
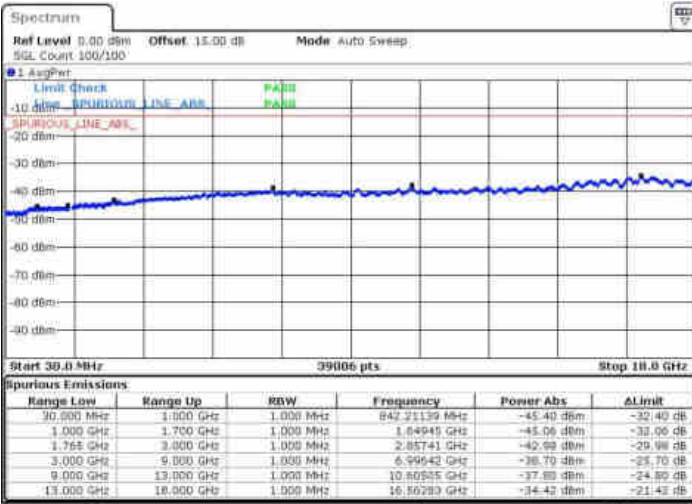
Middle Channel / QPSK

Middle Channel / 16QAM



Highest Channel / QPSK

Highest Channel / 16QAM

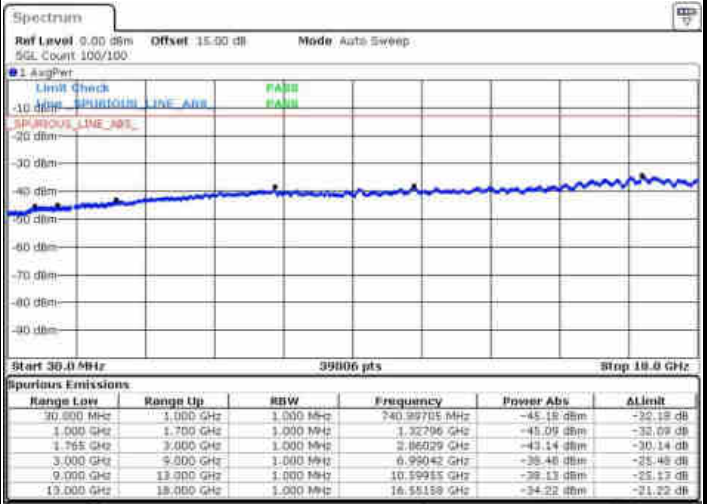
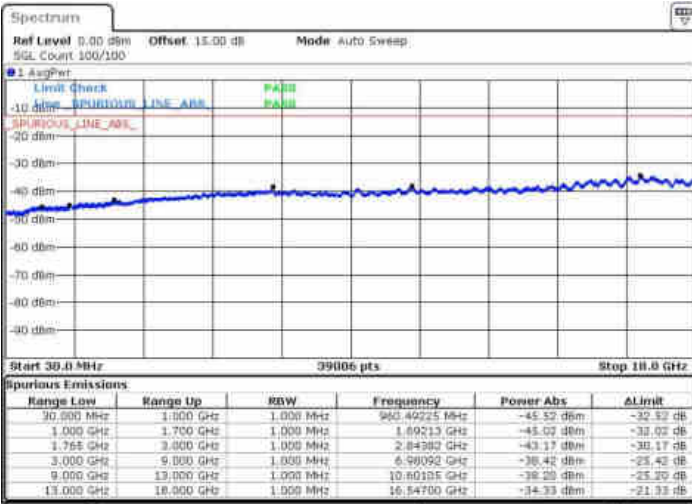




LTE Band 4 / 5MHz

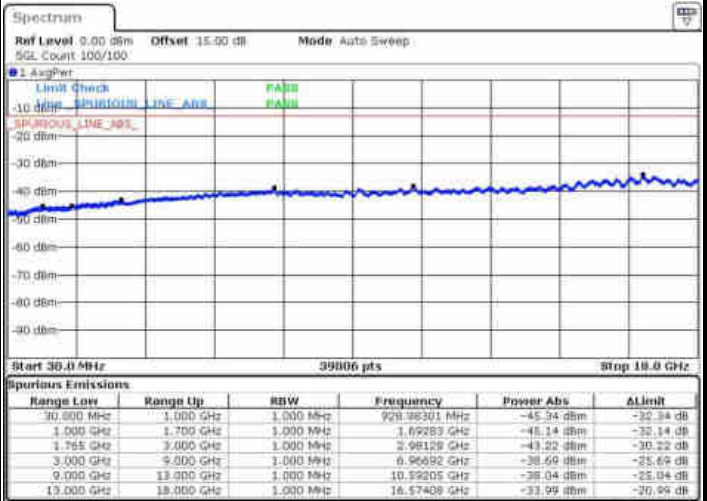
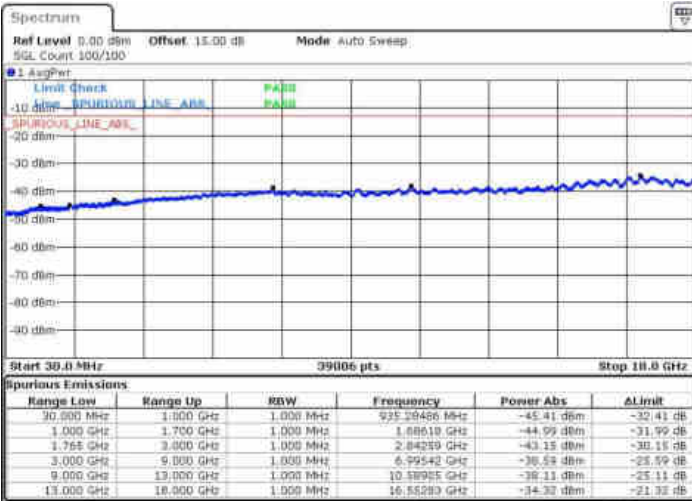
Lowest Channel / QPSK

Lowest Channel / 16QAM



Middle Channel / QPSK

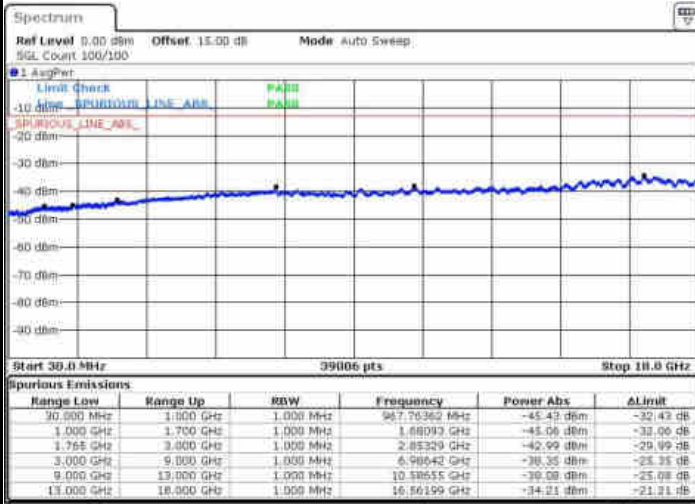
Middle Channel / 16QAM



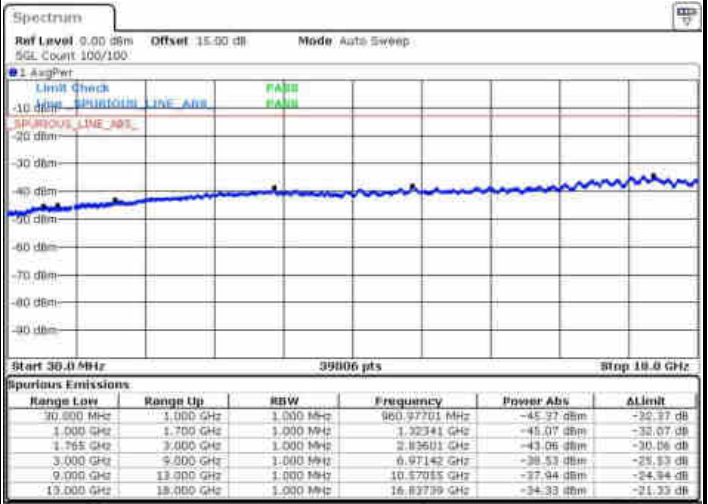


LTE Band 4 / 5MHz

Highest Channel / QPSK

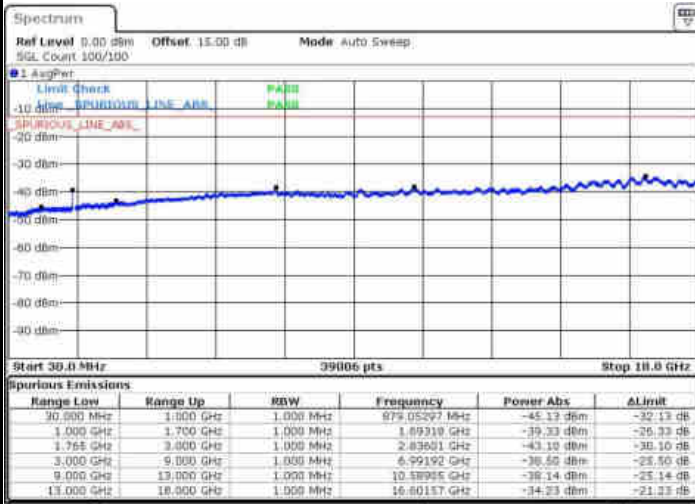


Highest Channel / 16QAM

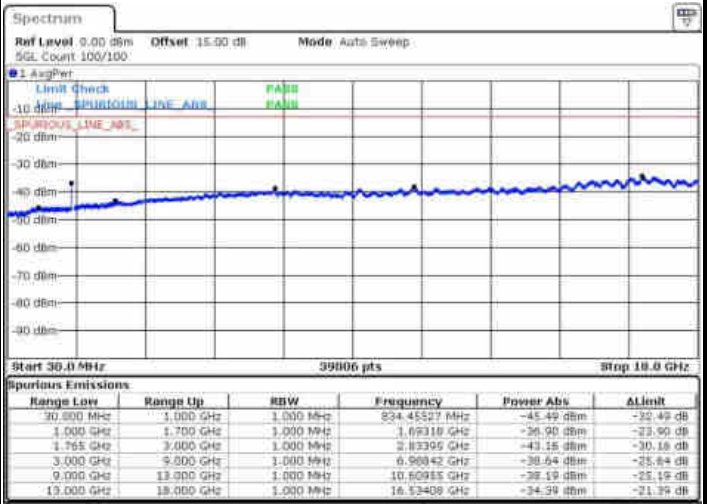


LTE Band 4 / 10MHz

Lowest Channel / QPSK



Lowest Channel / 16QAM

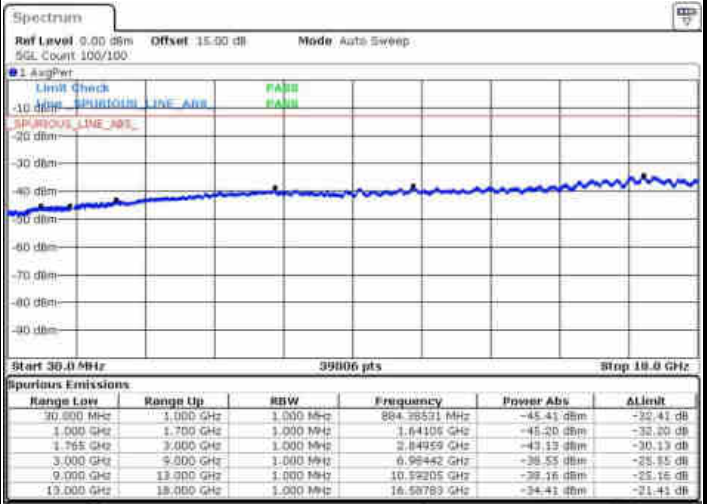
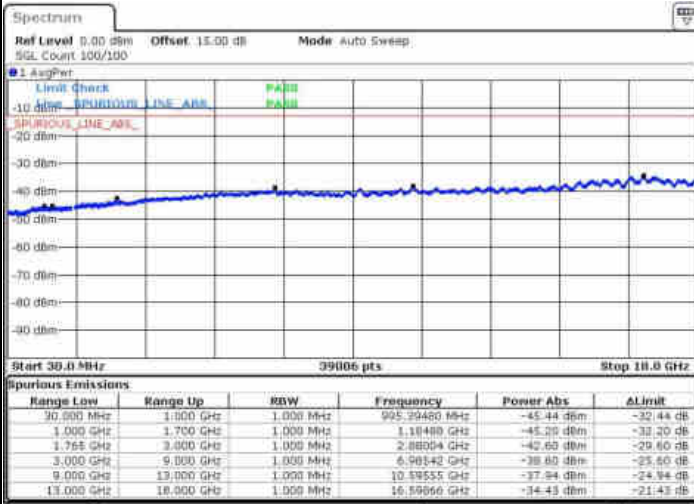




LTE Band 4 / 10MHz

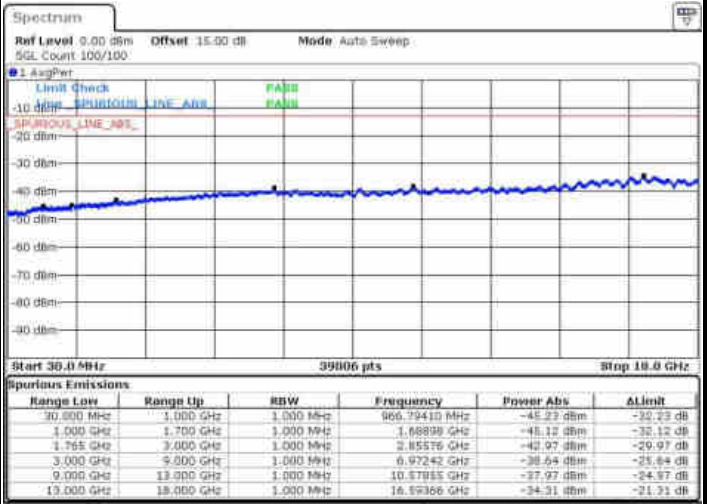
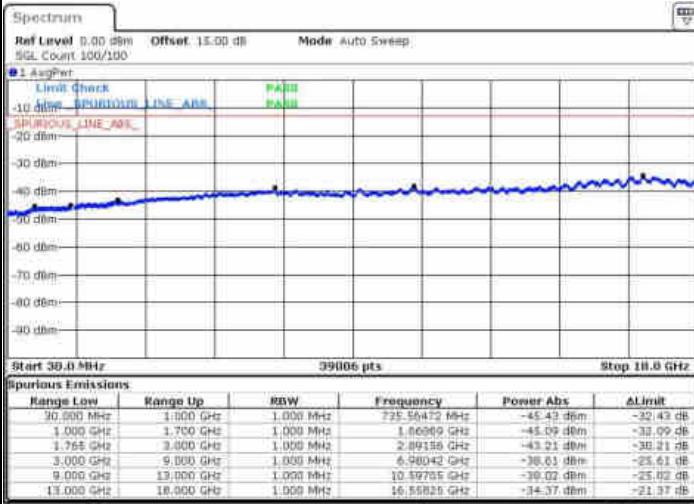
Middle Channel / QPSK

Middle Channel / 16QAM



Highest Channel / QPSK

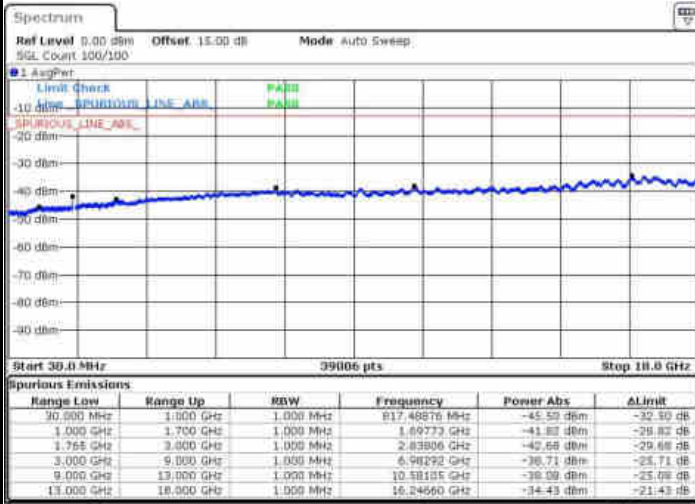
Highest Channel / 16QAM





LTE Band 4 / 15MHz

Lowest Channel / QPSK



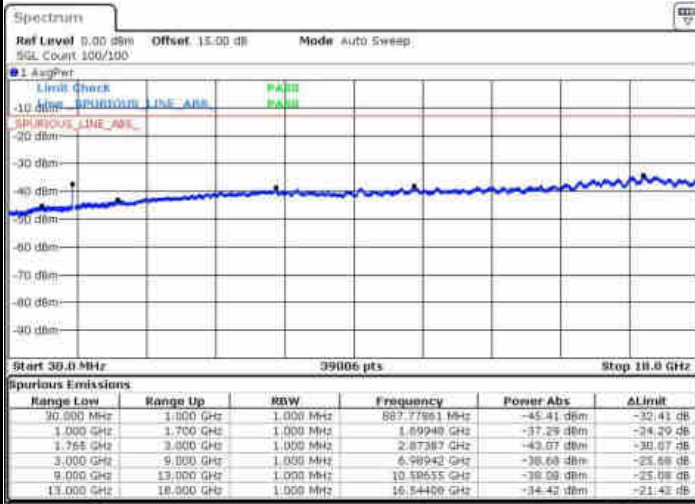
DATE: 20-SEP-2015 14:19:12

Lowest Channel / 16QAM



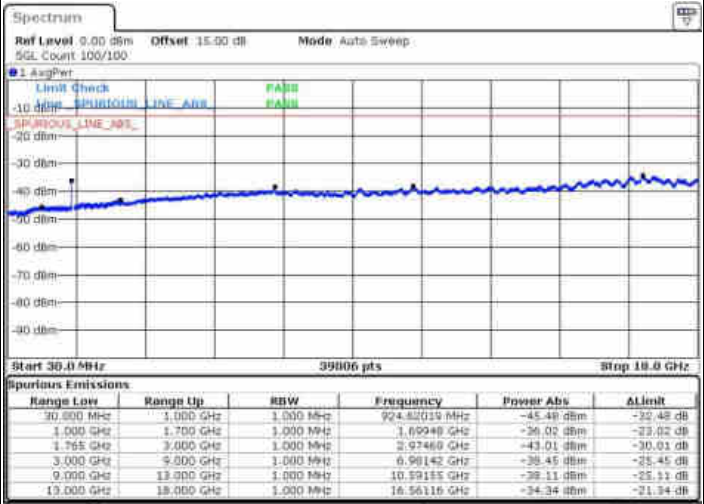
DATE: 20-SEP-2015 14:20:08

Middle Channel / QPSK



DATE: 20-SEP-2015 14:21:49

Middle Channel / 16QAM

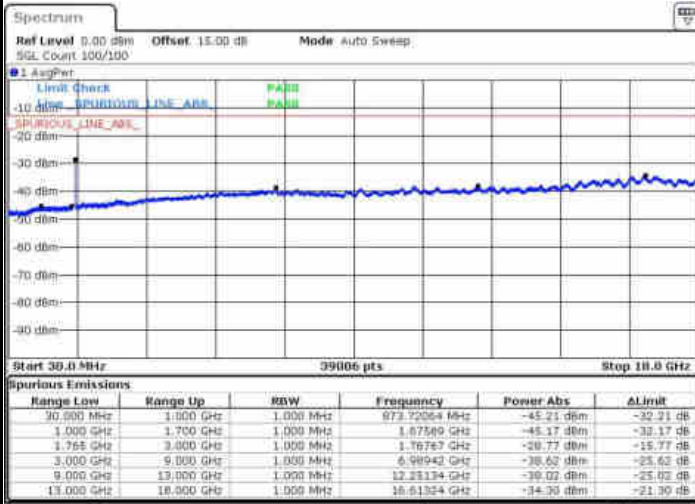


DATE: 20-SEP-2015 14:22:49

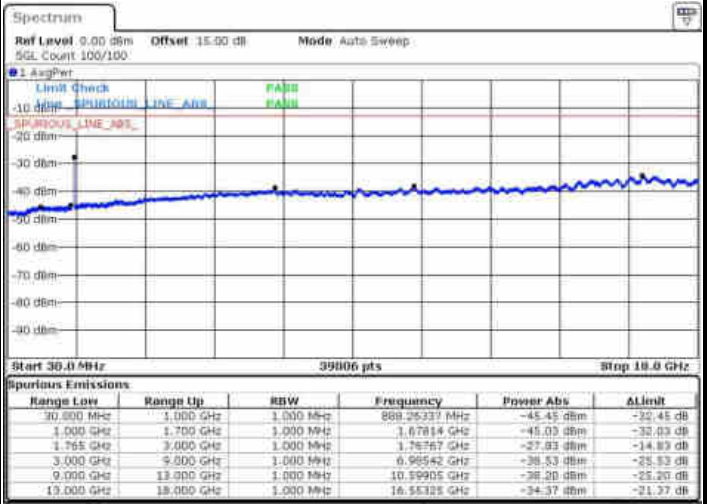


LTE Band 4 / 15MHz

Highest Channel / QPSK

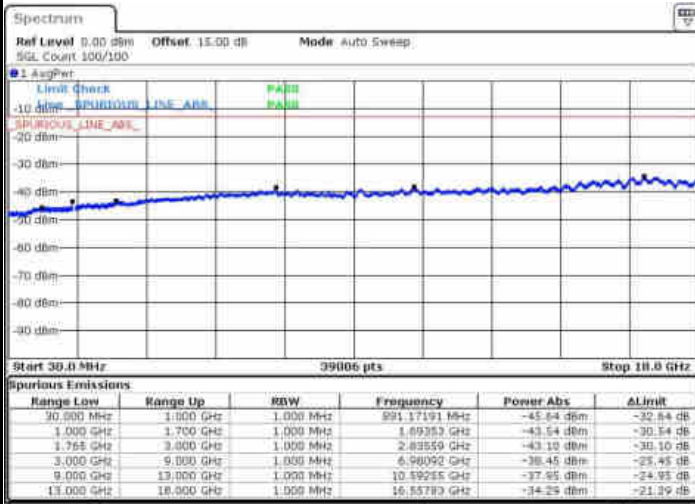


Highest Channel / 16QAM

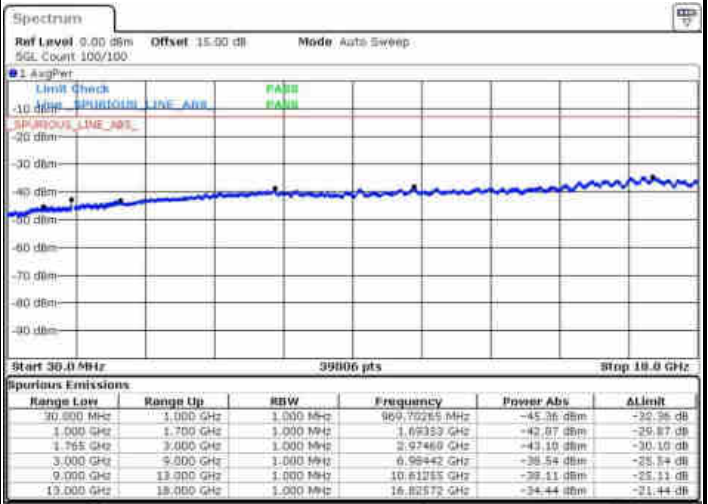


LTE Band 4 / 20MHz

Lowest Channel / QPSK



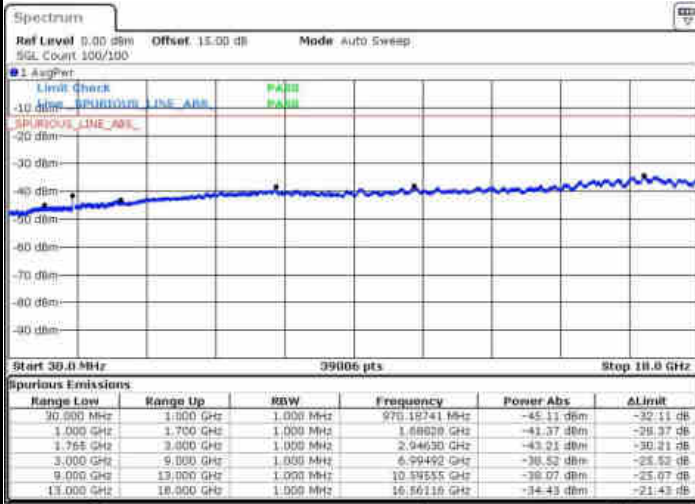
Lowest Channel / 16QAM





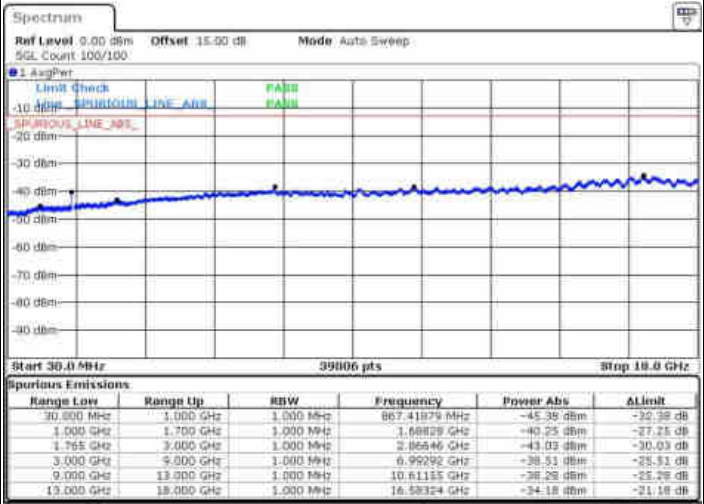
LTE Band 4 / 20MHz

Middle Channel / QPSK



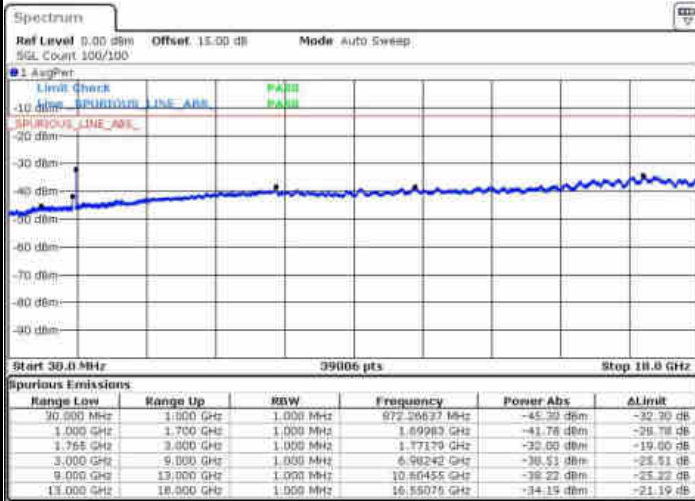
Output 28_582_2015 14:33:12

Middle Channel / 16QAM



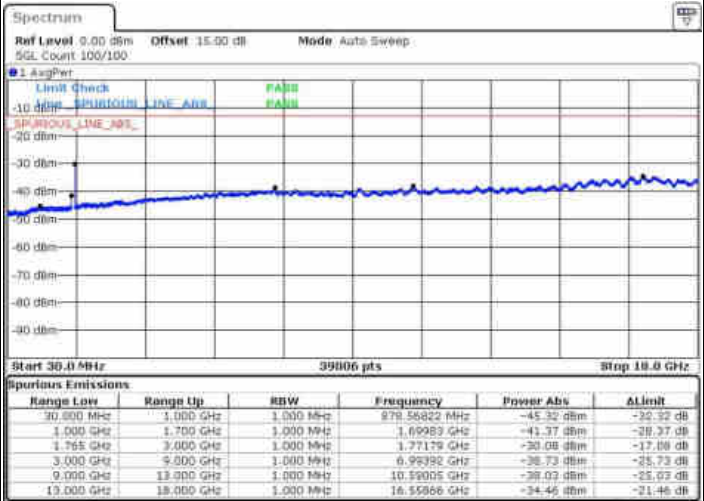
Output 28_582_2015 14:33:49

Highest Channel / QPSK



Output 28_582_2015 14:34:06

Highest Channel / 16QAM



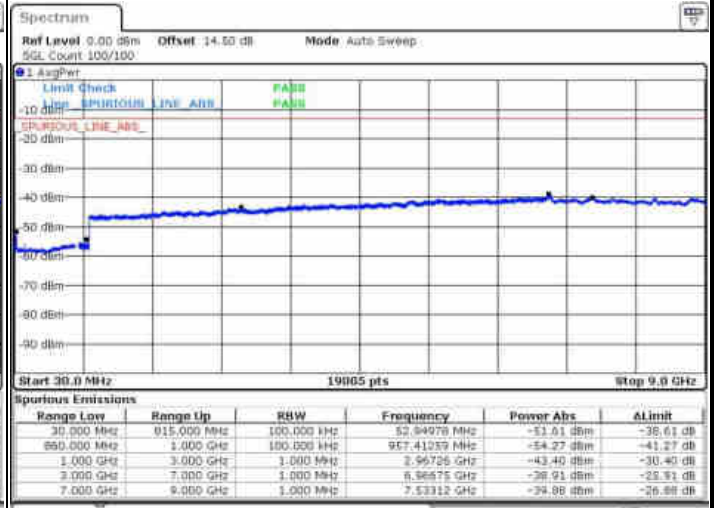
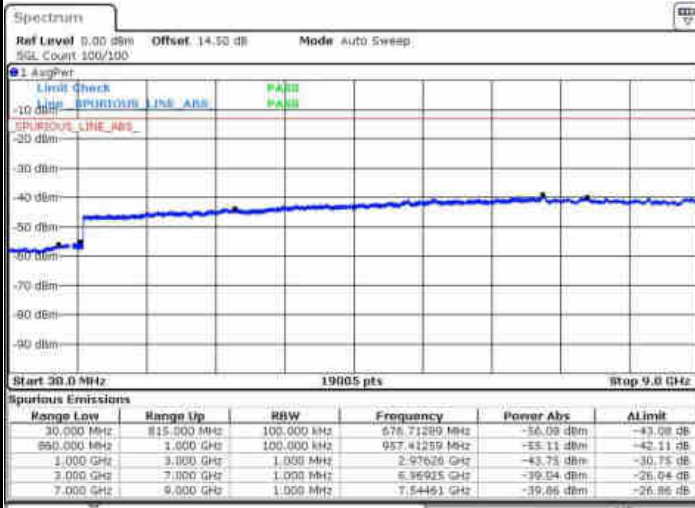
Output 28_582_2015 14:34:02



LTE Band 5 / 1.4MHz

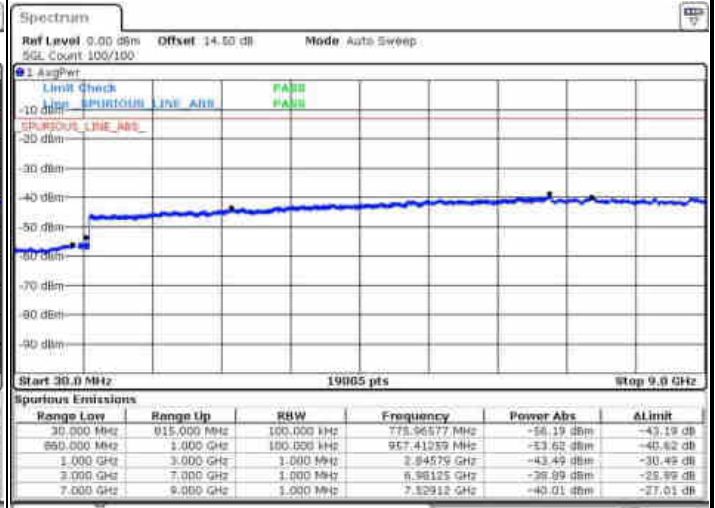
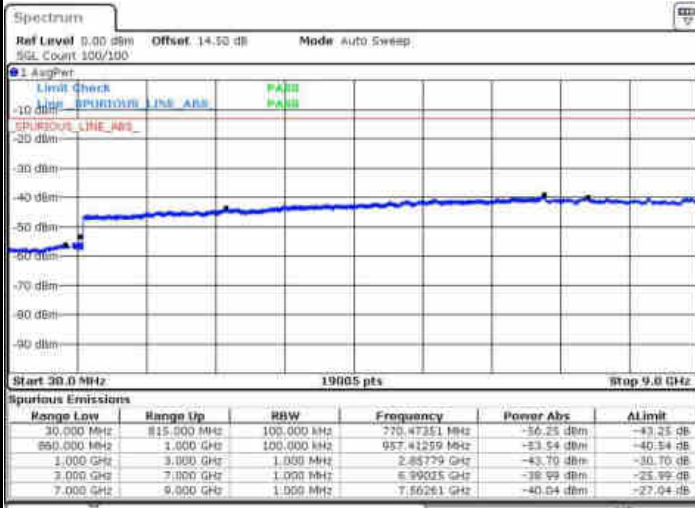
Lowest Channel / QPSK

Lowest Channel / 16QAM



Middle Channel / QPSK

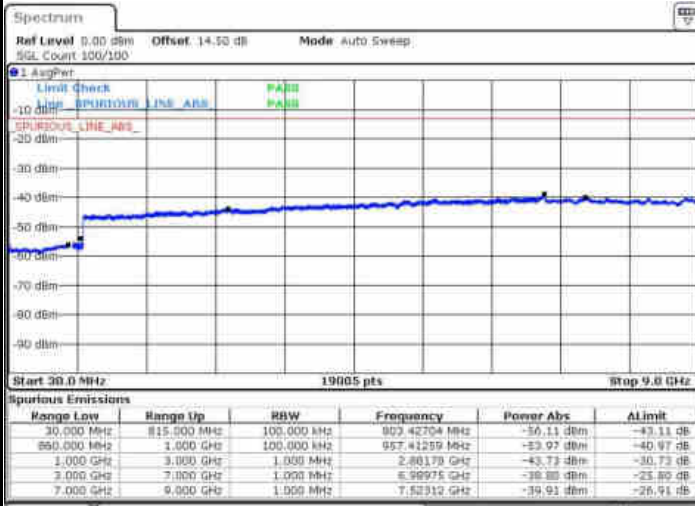
Middle Channel / 16QAM



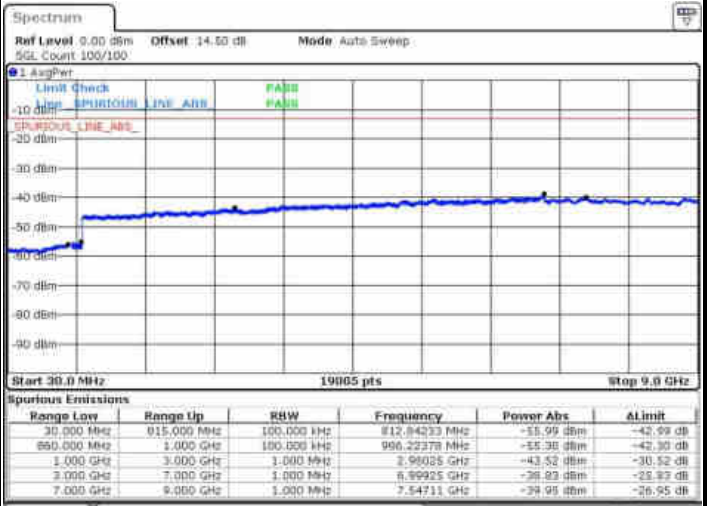


LTE Band 5 / 1.4MHz

Highest Channel / QPSK

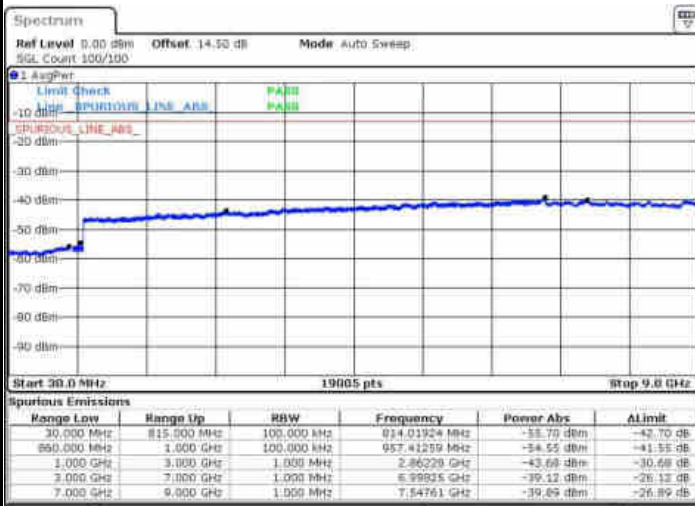


Highest Channel / 16QAM

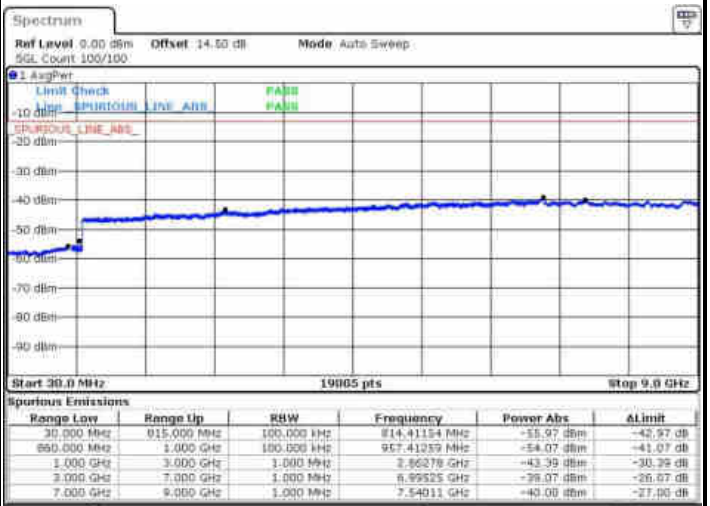


LTE Band 5 / 3MHz

Lowest Channel / QPSK



Lowest Channel / 16QAM

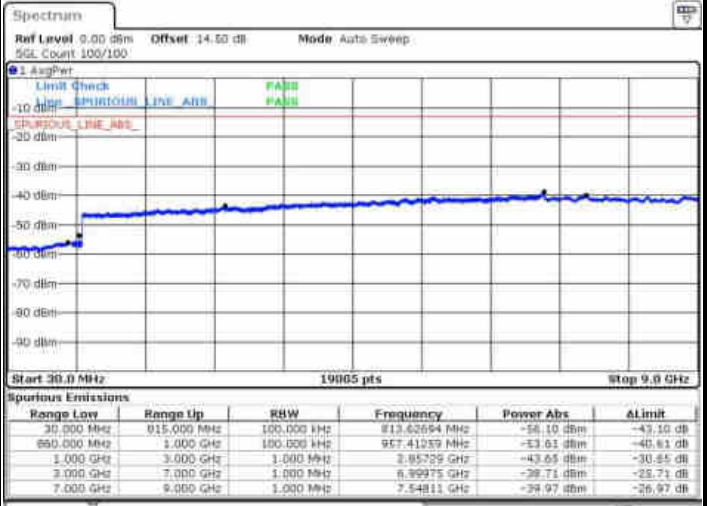
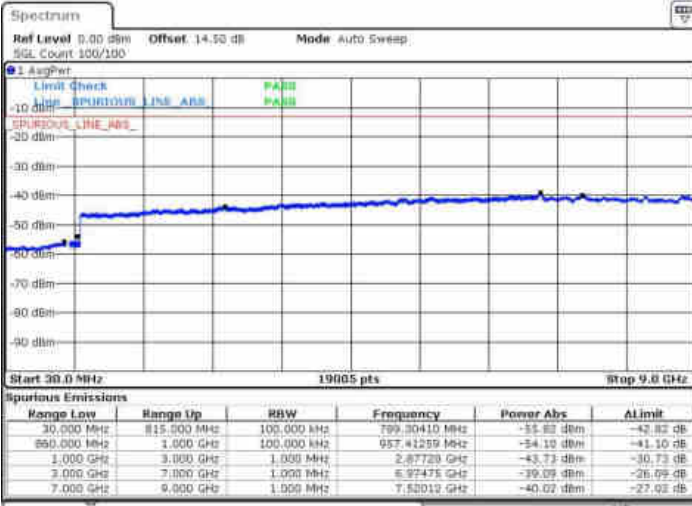




LTE Band 5 / 3MHz

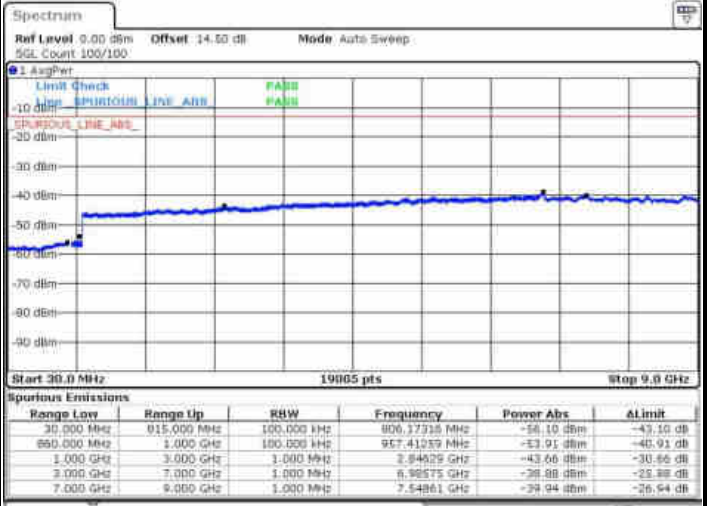
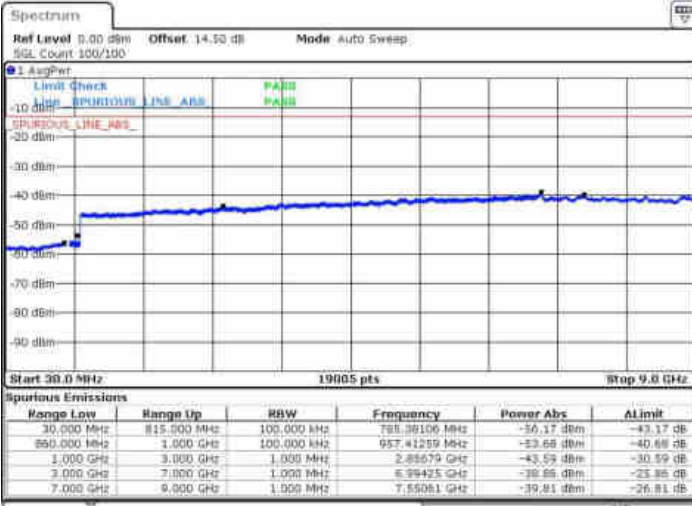
Middle Channel / QPSK

Middle Channel / 16QAM



Highest Channel / QPSK

Highest Channel / 16QAM

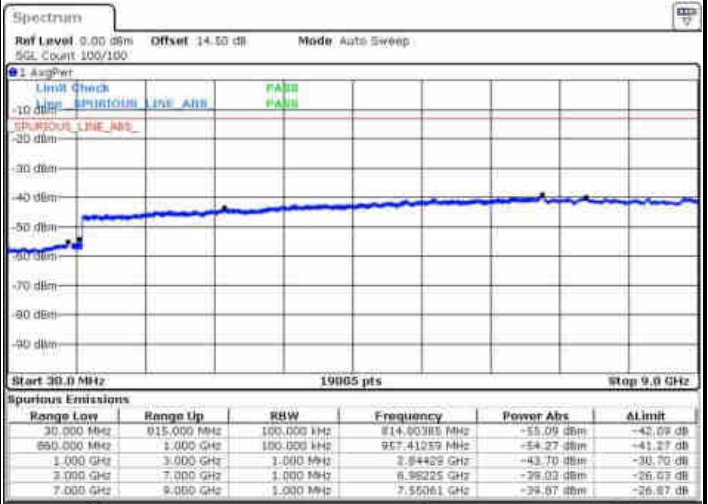
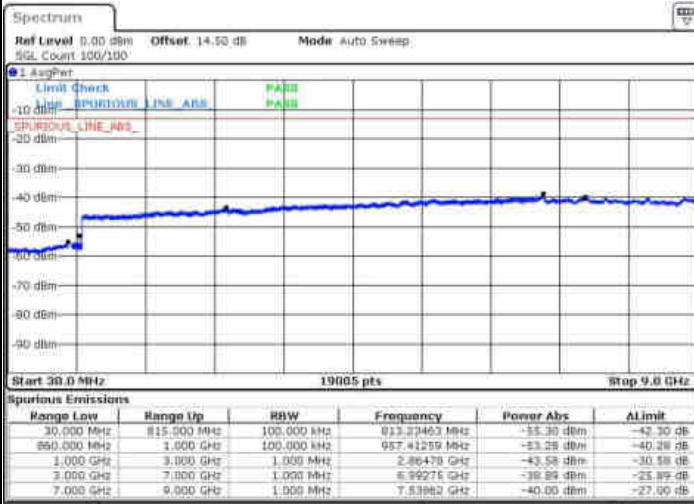




LTE Band 5 / 5MHz

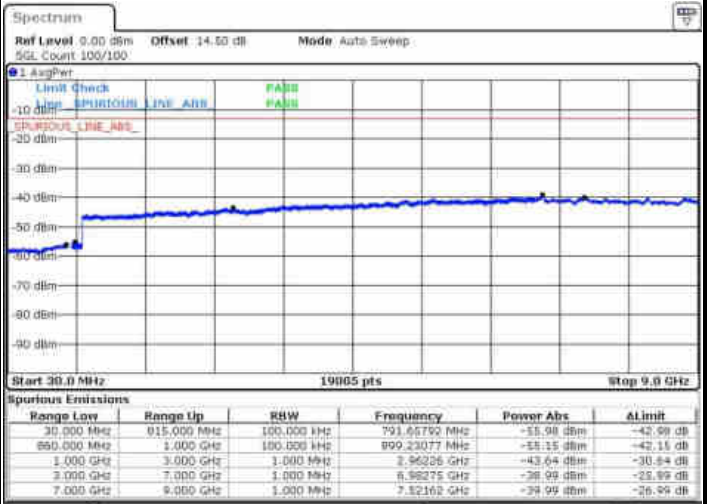
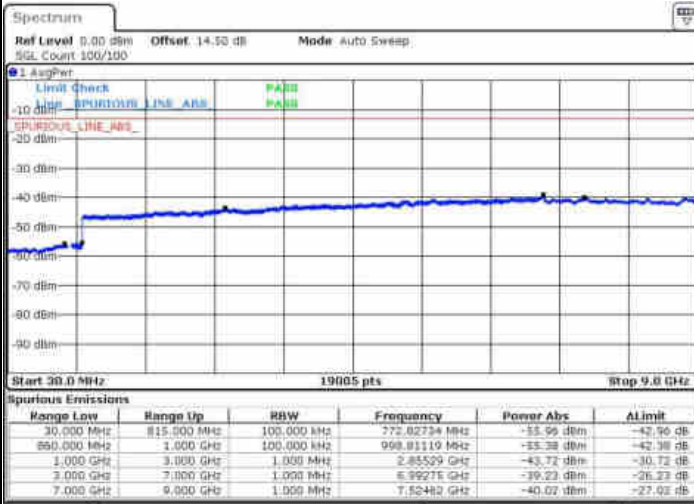
Lowest Channel / QPSK

Lowest Channel / 16QAM



Middle Channel / QPSK

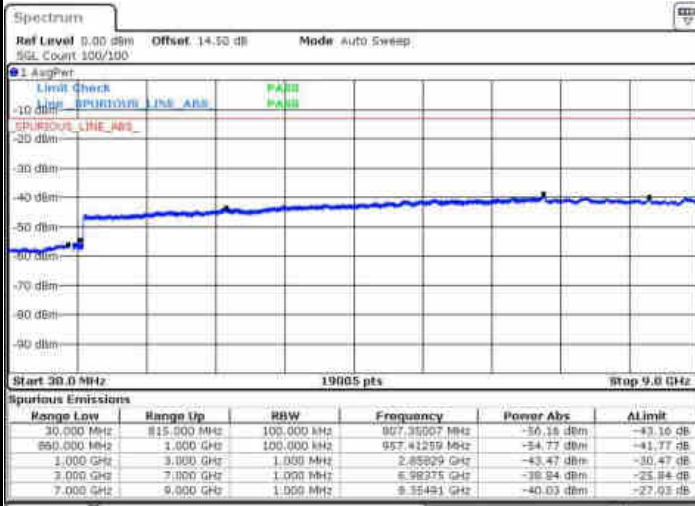
Middle Channel / 16QAM



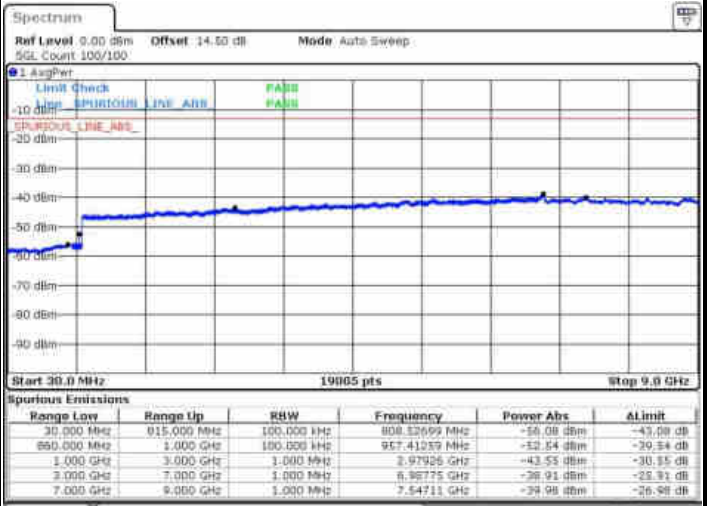


LTE Band 5 / 5MHz

Highest Channel / QPSK

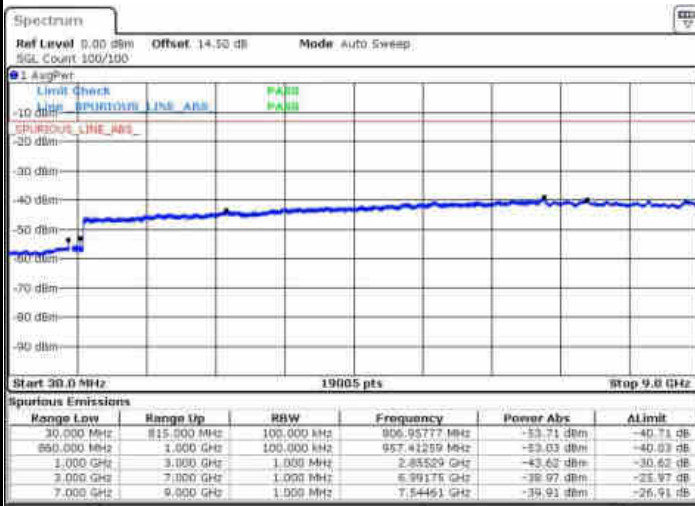


Highest Channel / 16QAM

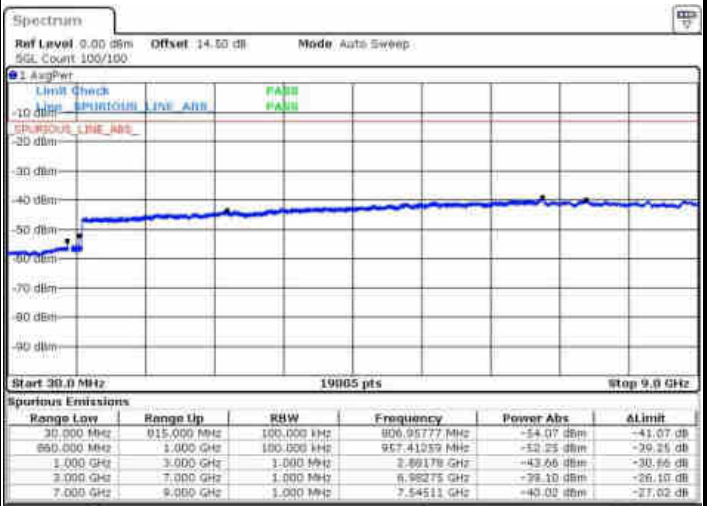


LTE Band 5 / 10MHz

Lowest Channel / QPSK



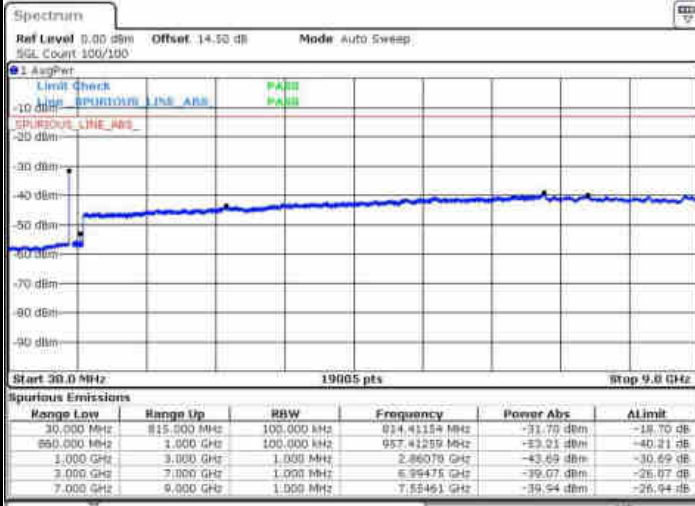
Lowest Channel / 16QAM



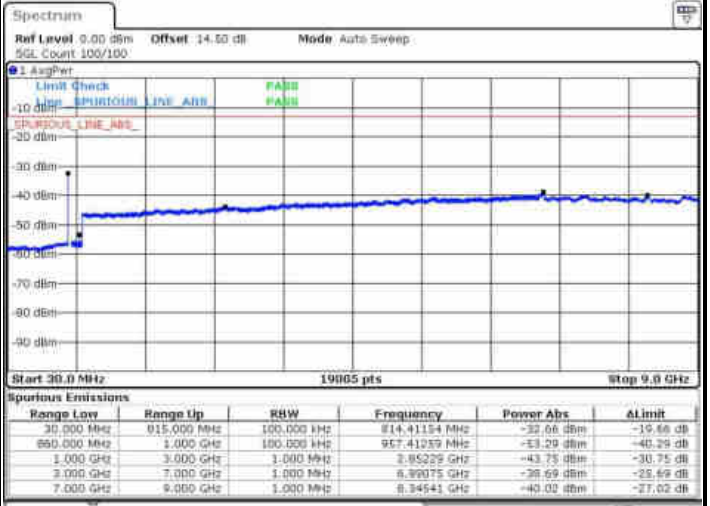


LTE Band 5 / 10MHz

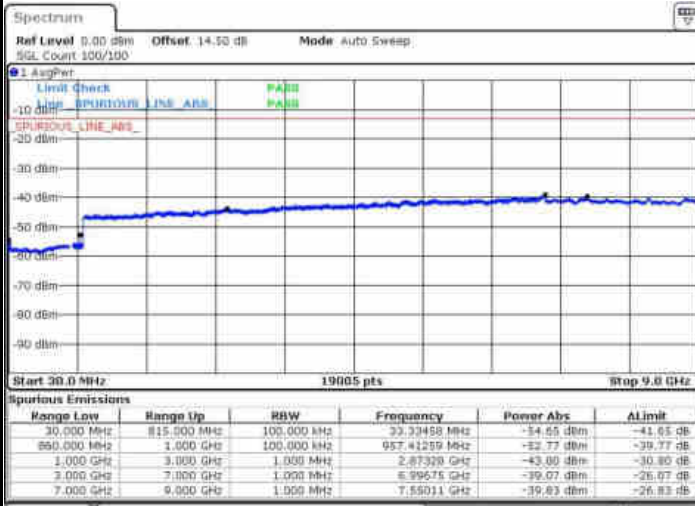
Middle Channel / QPSK



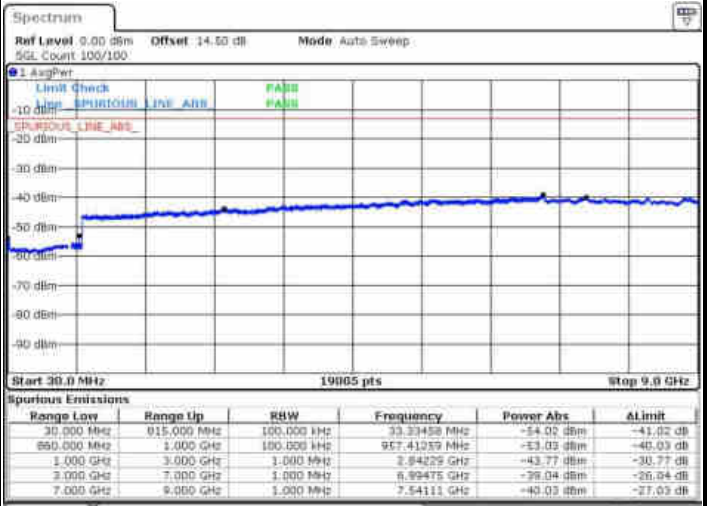
Middle Channel / 16QAM



Highest Channel / QPSK



Highest Channel / 16QAM

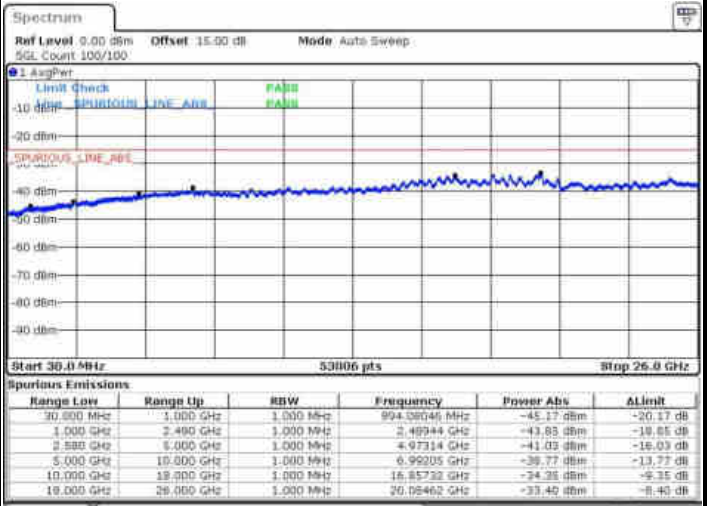
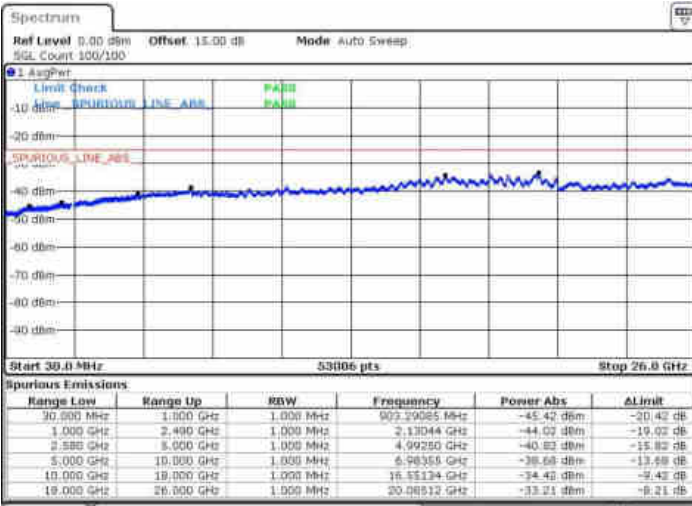




LTE Band 7 / 5MHz

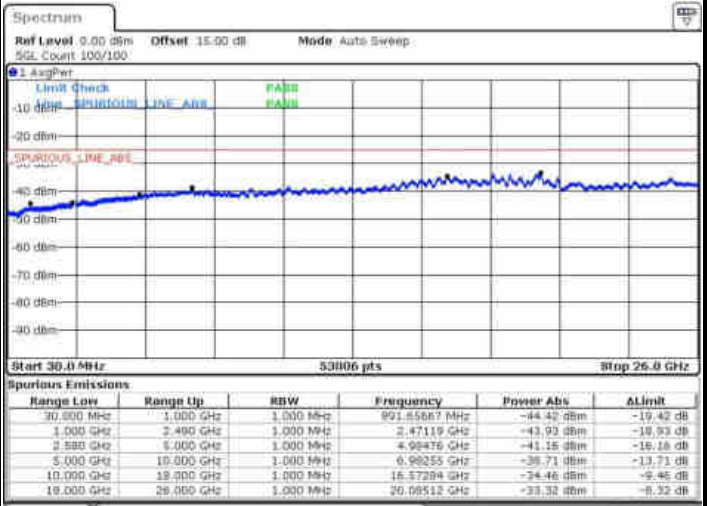
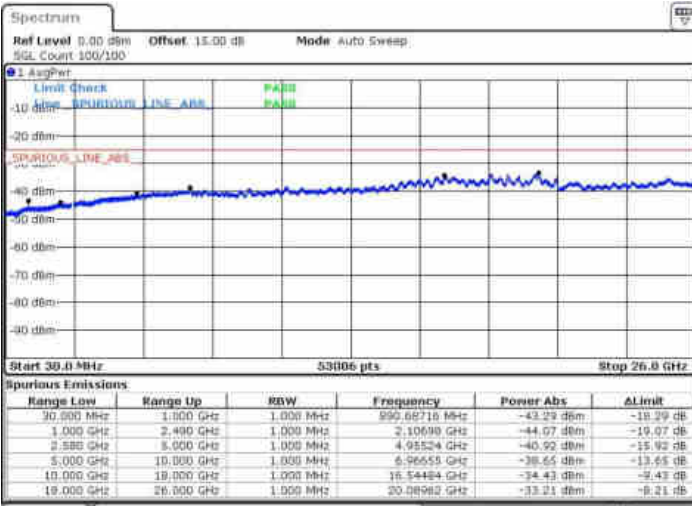
Lowest Channel / QPSK

Lowest Channel / 16QAM



Middle Channel / QPSK

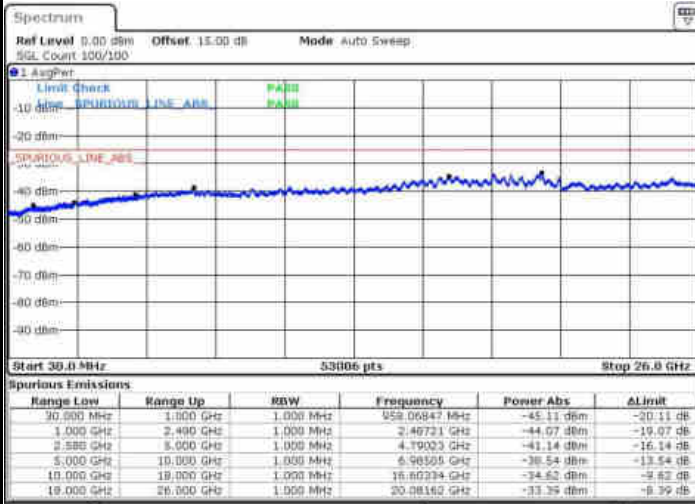
Middle Channel / 16QAM



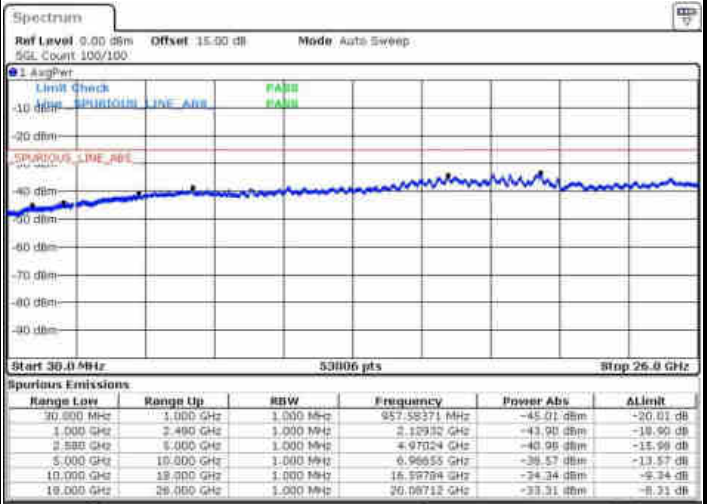


LTE Band 7 / 5MHz

Highest Channel / QPSK

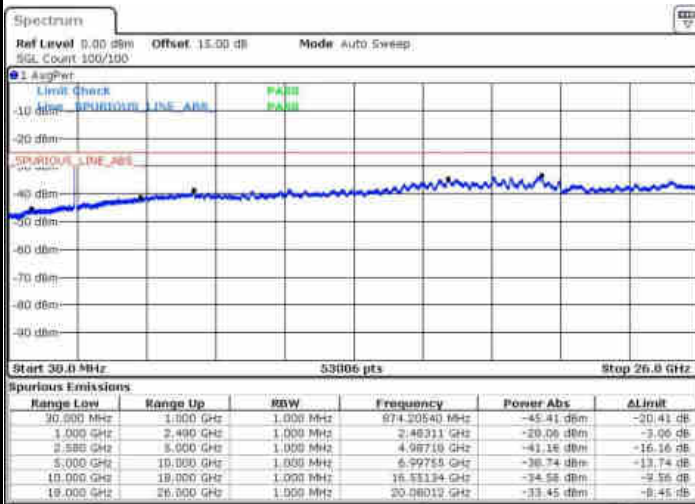


Highest Channel / 16QAM

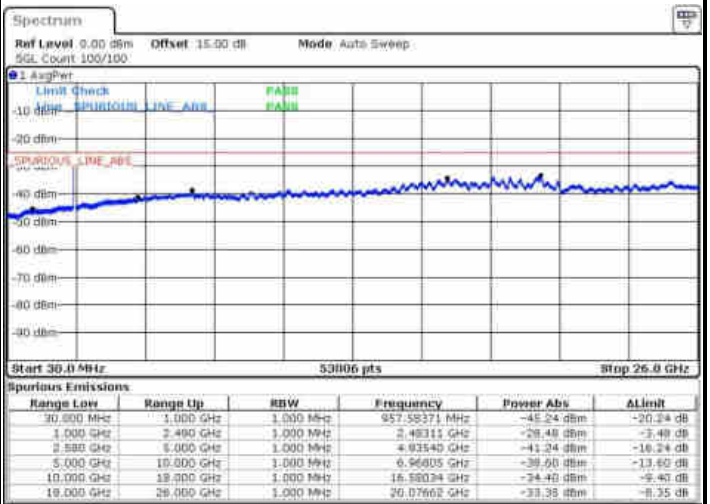


LTE Band 7 / 10MHz

Lowest Channel / QPSK



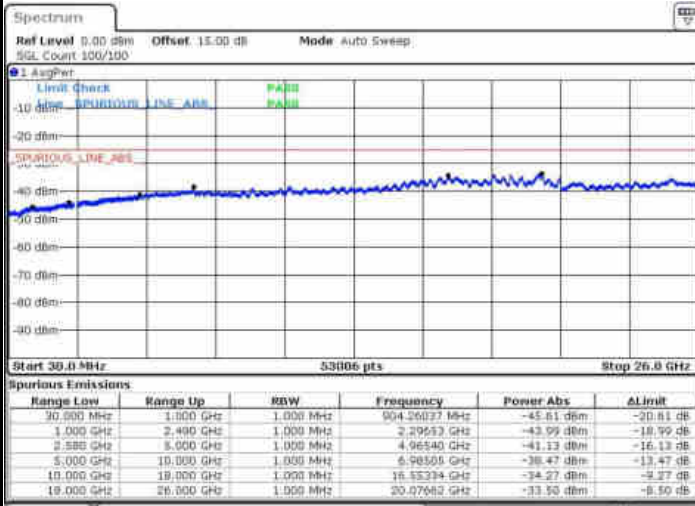
Lowest Channel / 16QAM



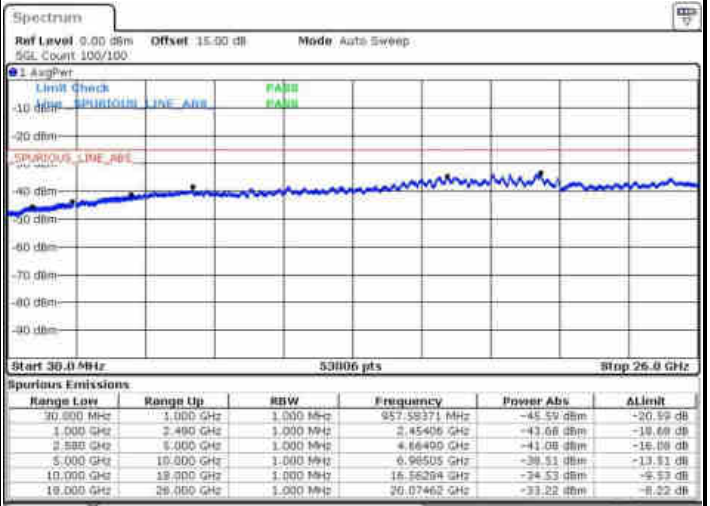


LTE Band 7 / 10MHz

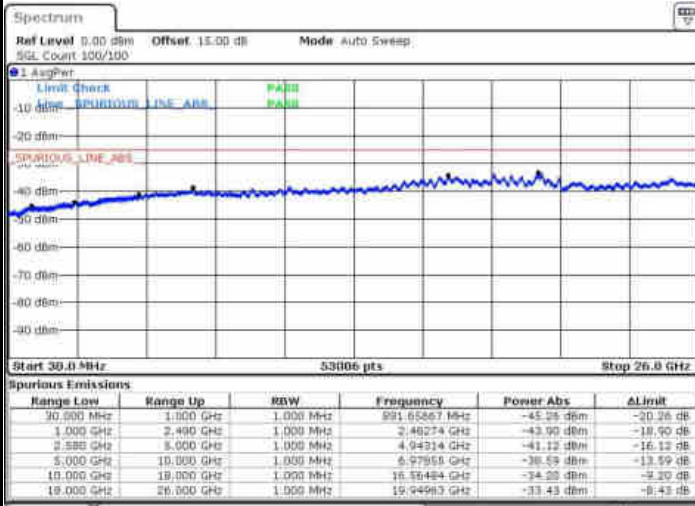
Middle Channel / QPSK



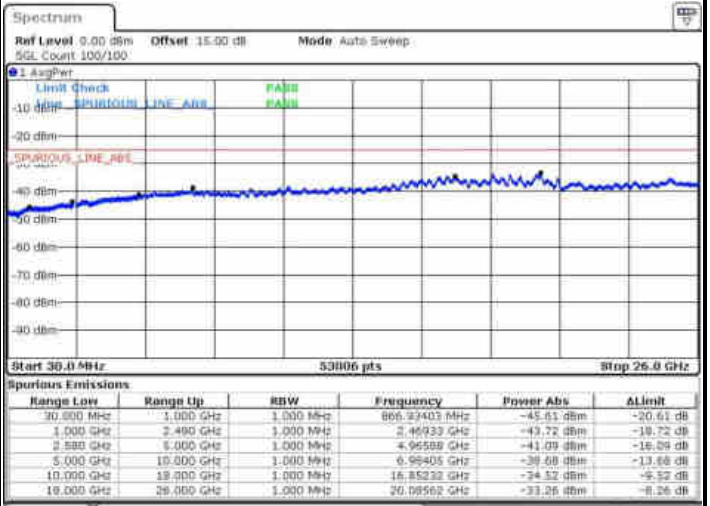
Middle Channel / 16QAM



Highest Channel / QPSK



Highest Channel / 16QAM

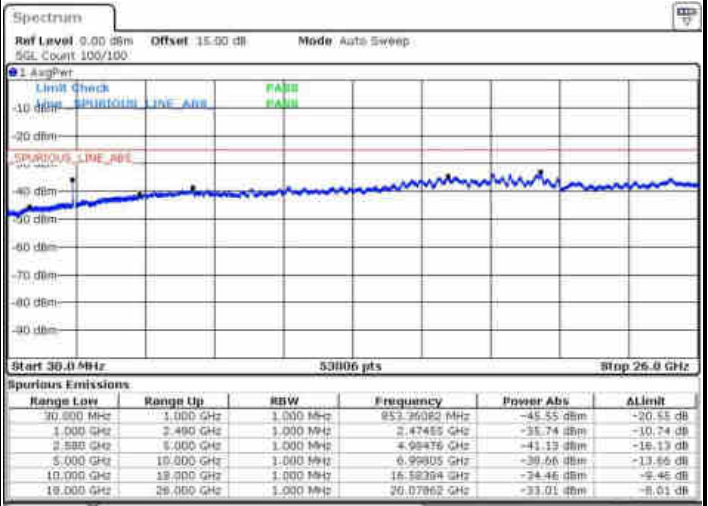
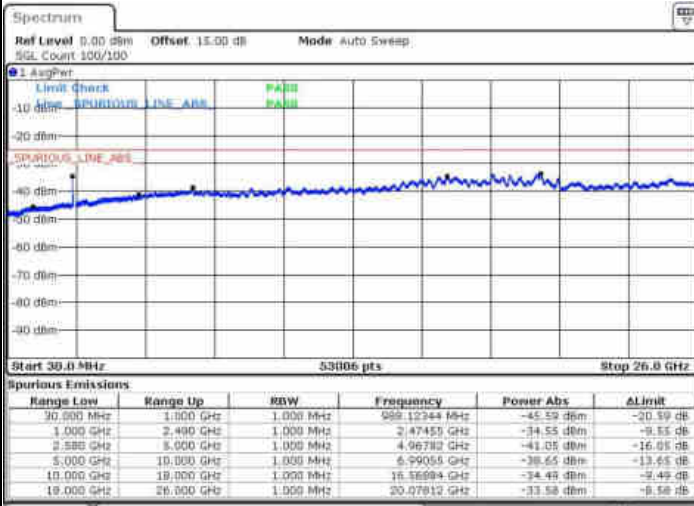




LTE Band 7 / 15MHz

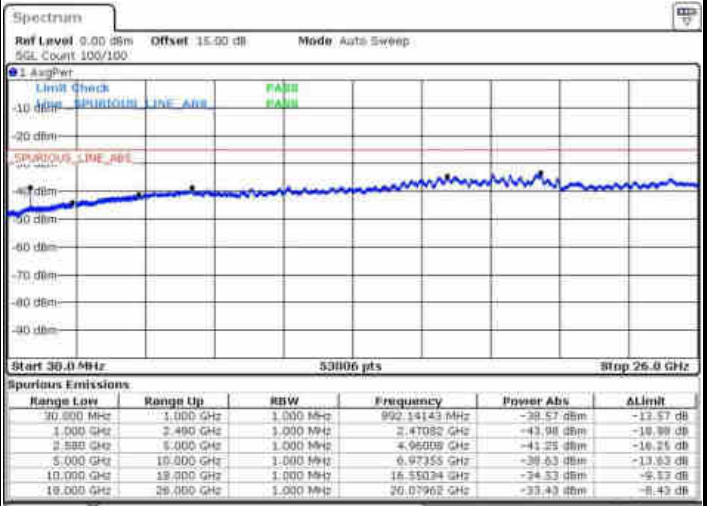
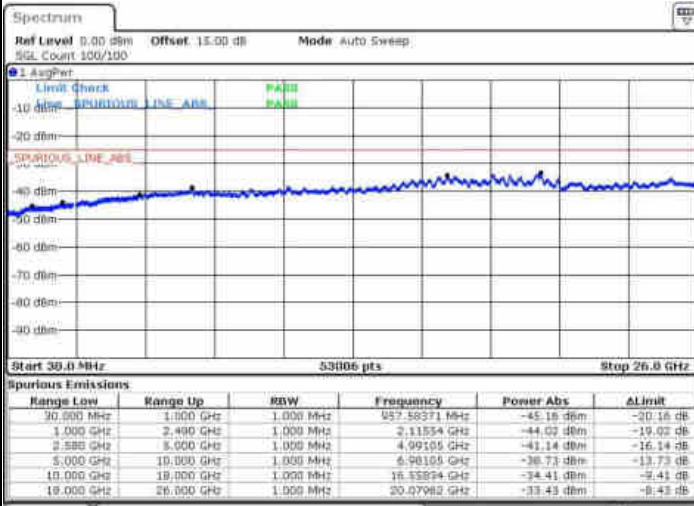
Lowest Channel / QPSK

Lowest Channel / 16QAM



Middle Channel / QPSK

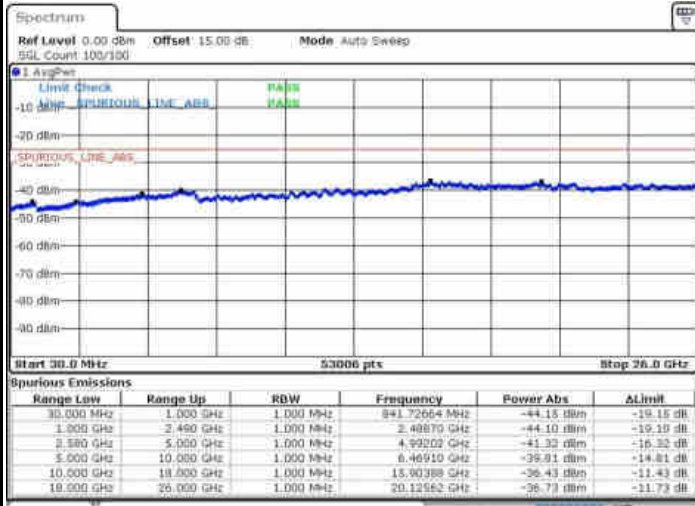
Middle Channel / 16QAM





LTE Band 7 / 15MHz

Highest Channel / QPSK



Date: 26 OCT 2015 16:03:44

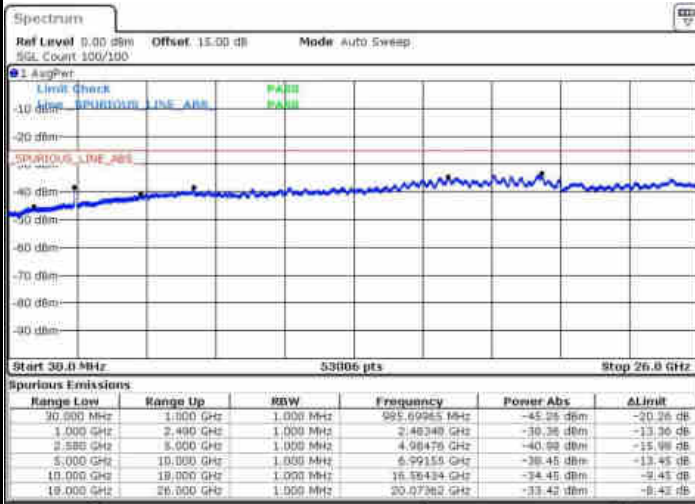
Highest Channel / 16QAM



Date: 26 OCT 2015 16:02:58

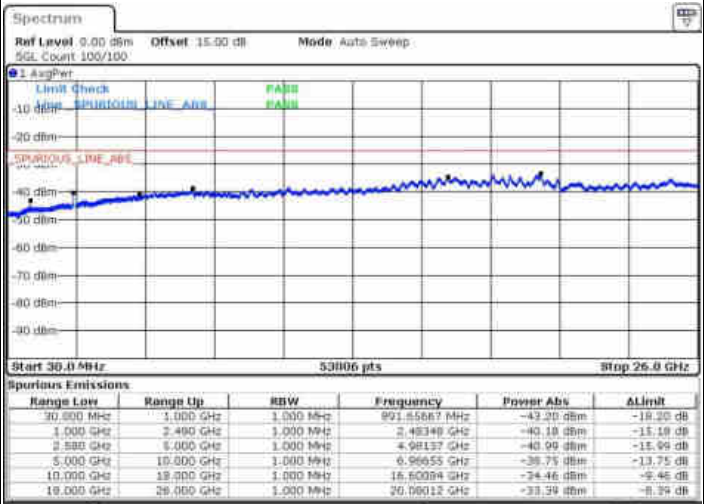
LTE Band 7 / 20MHz

Lowest Channel / QPSK



Date: 29 SEP 2015 22:19:24

Lowest Channel / 16QAM



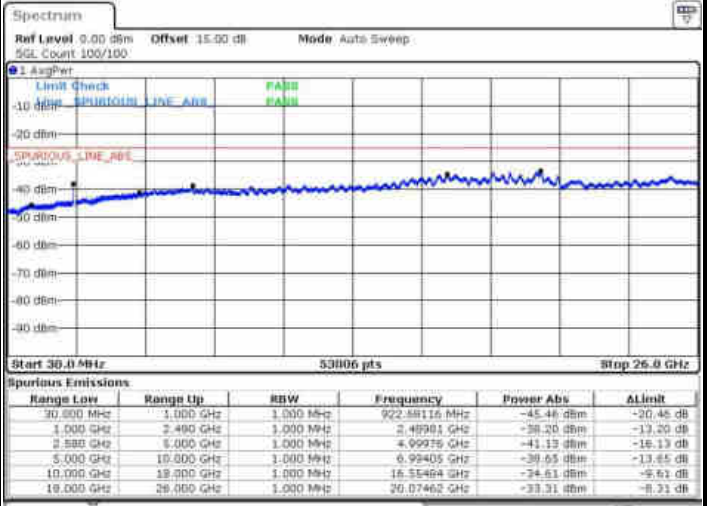
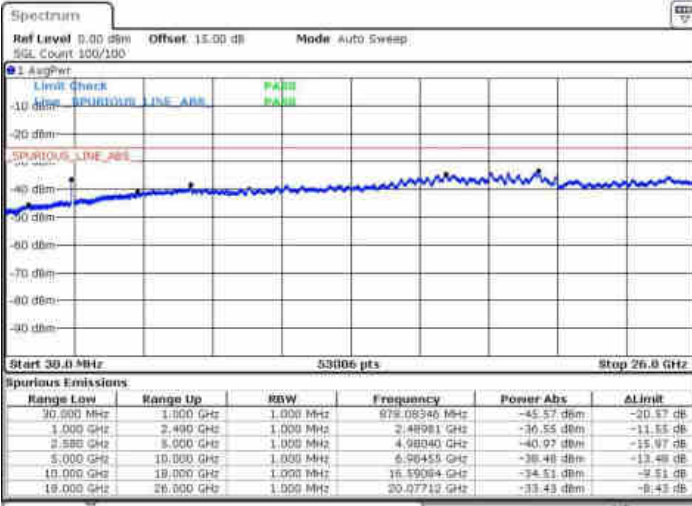
Date: 29 SEP 2015 22:20:18



LTE Band 7 / 20MHz

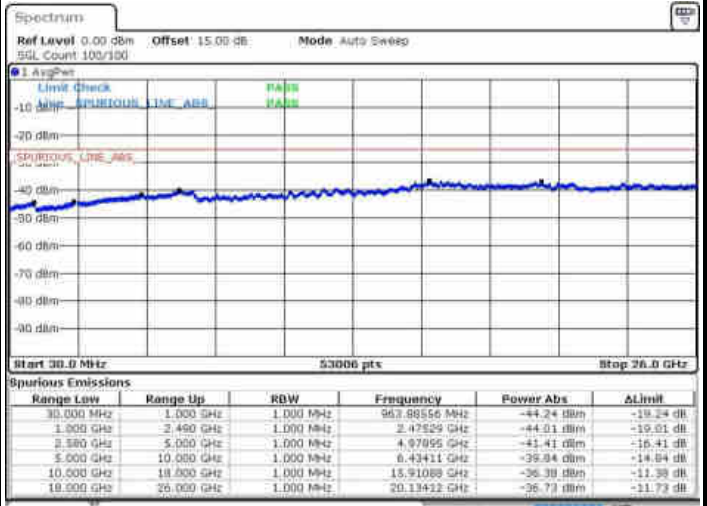
Middle Channel / QPSK

Middle Channel / 16QAM



Highest Channel / QPSK

Highest Channel / 16QAM

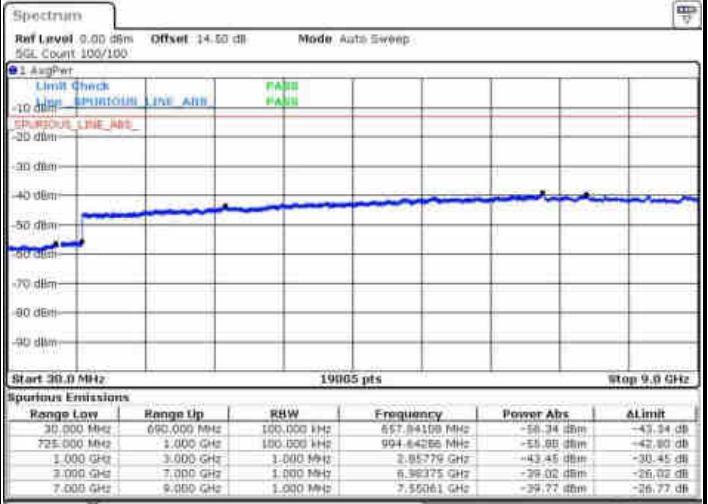
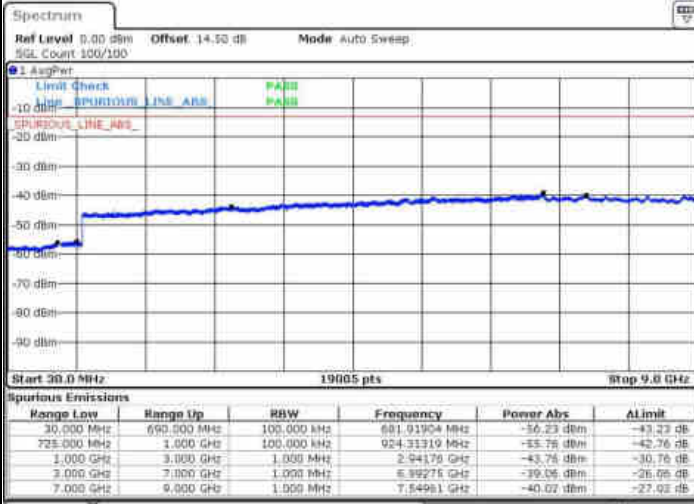




LTE Band 17 / 5MHz

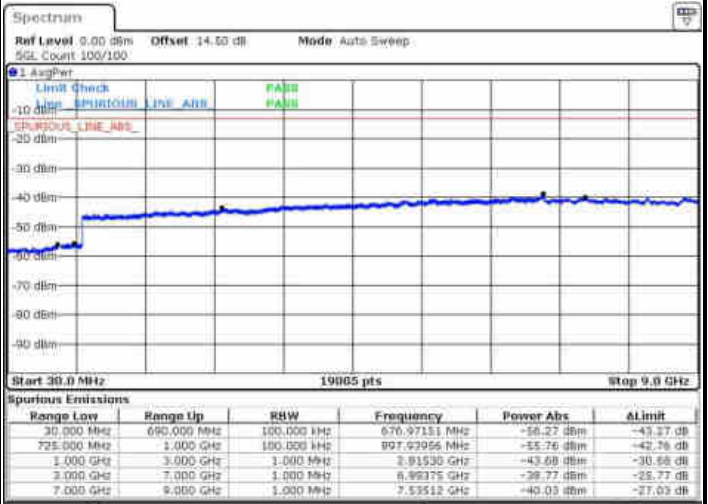
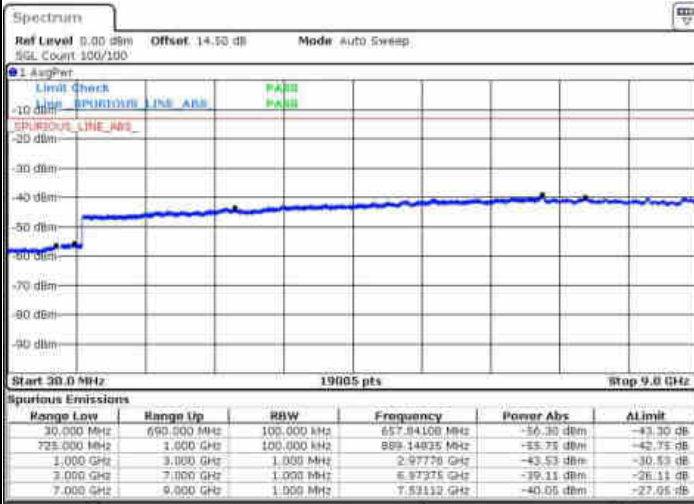
Lowest Channel / QPSK

Lowest Channel / 16QAM



Middle Channel / QPSK

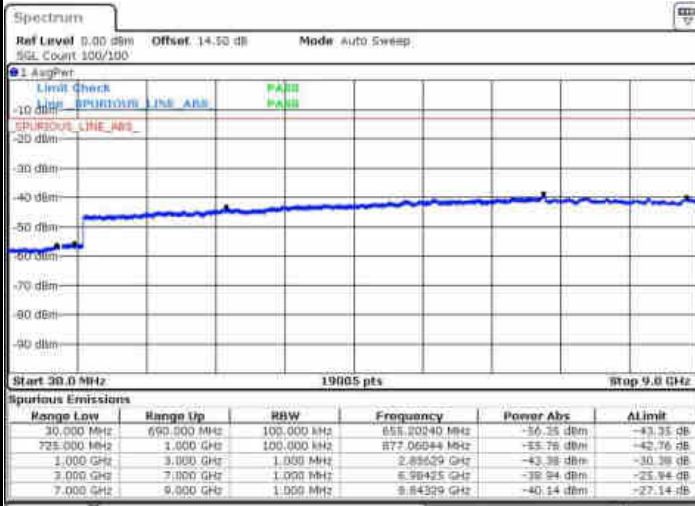
Middle Channel / 16QAM



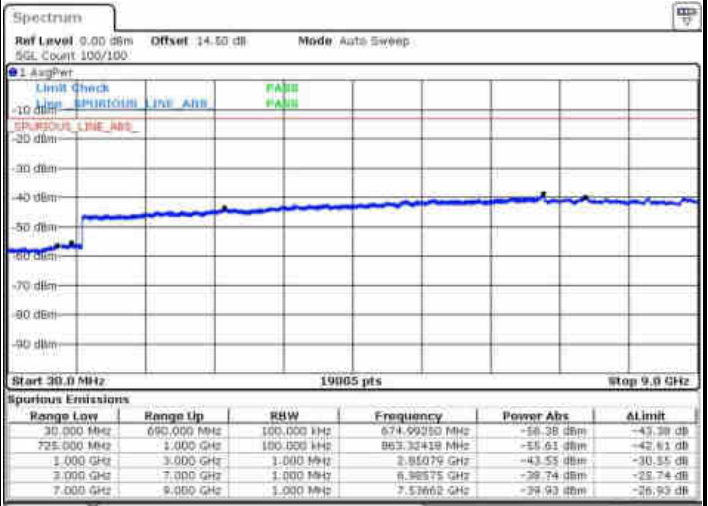


LTE Band 17 / 5MHz

Highest Channel / QPSK

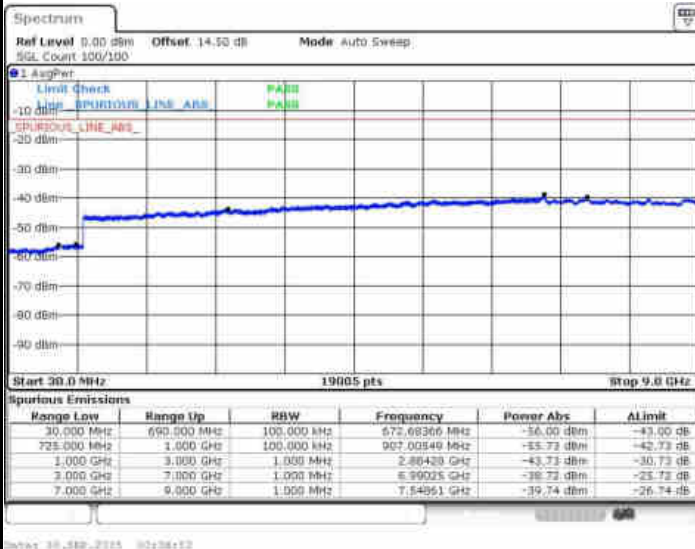


Highest Channel / 16QAM

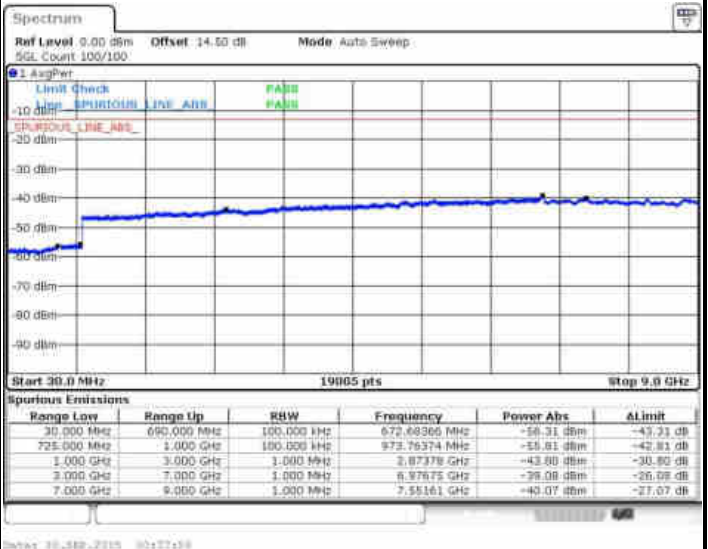


LTE Band 17 / 10MHz

Lowest Channel / QPSK



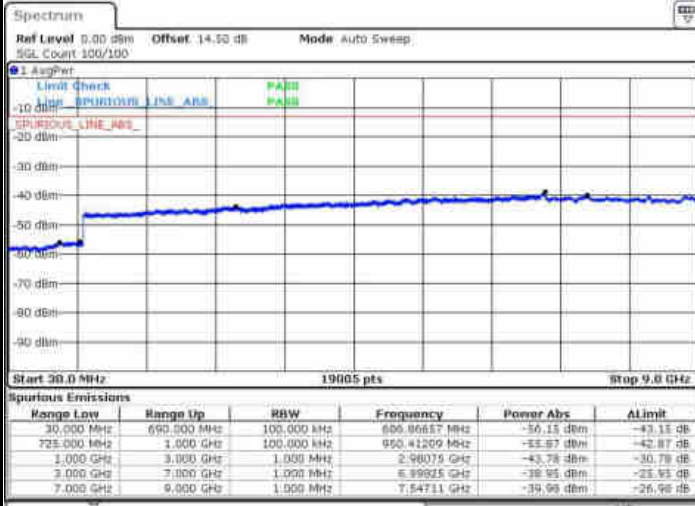
Lowest Channel / 16QAM





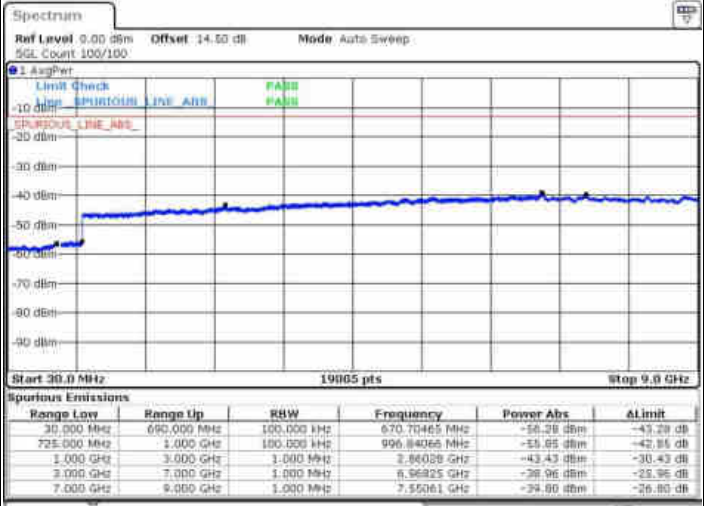
LTE Band 17 / 10MHz

Middle Channel / QPSK



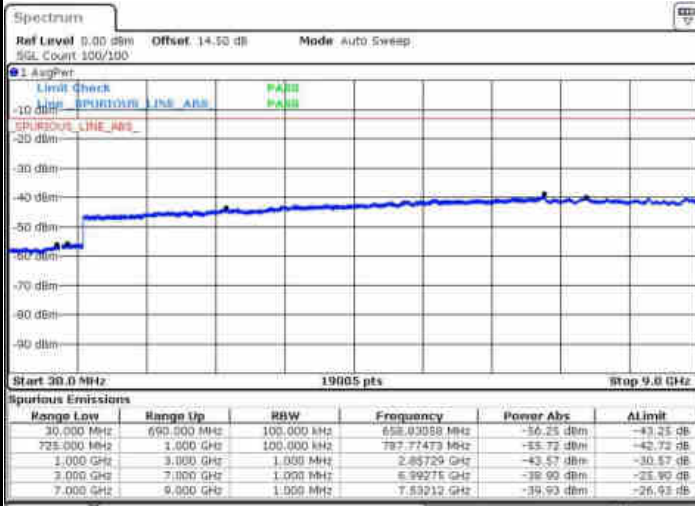
DATE: 30-SEP-2015 02:03:29

Middle Channel / 16QAM



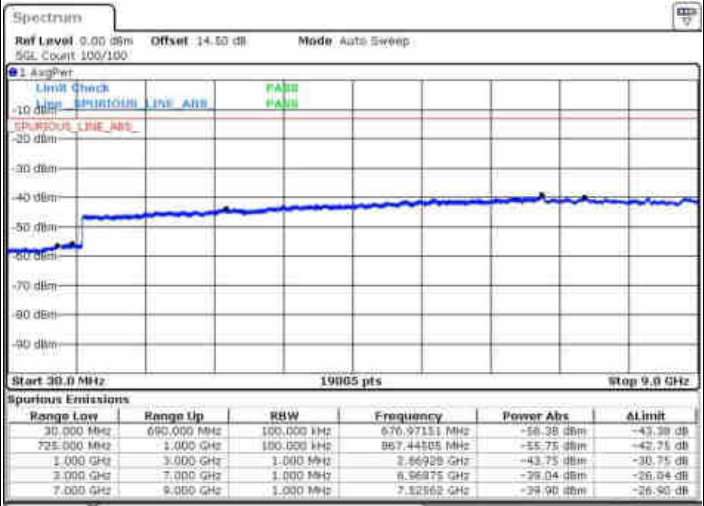
DATE: 30-SEP-2015 02:40:28

Highest Channel / QPSK



DATE: 30-SEP-2015 02:49:44

Highest Channel / 16QAM



DATE: 30-SEP-2015 02:50:48



Frequency Stability

Test Conditions		LTE Band 2 (QPSK) / Middle Channel	Limit
Temperature (°C)	Voltage (Volt)	BW 10MHz	Note 2.
		Deviation (ppm)	Result
50	Normal Voltage	0.0096	PASS
40	Normal Voltage	0.0085	
30	Normal Voltage	0.0011	
20(Ref.)	Normal Voltage	0.0000	
10	Normal Voltage	0.0080	
0	Normal Voltage	0.0011	
-10	Normal Voltage	0.0085	
-20	Normal Voltage	0.0096	
-30	Normal Voltage	0.0106	
20	Maximum Voltage	0.0011	
20	Normal Voltage	0.0000	
20	Battery End Point	0.0005	

Note:

1. Normal Voltage = 3.7 V. ; Battery End Point (BEP) = 3.5 V. ; Maximum Voltage =4.3 V
2. Note: The frequency fundamental emissions stay within the authorized frequency block based on the frequency deviation measured is small.



Test Conditions		LTE Band 4 (QPSK) / Middle Channel	Limit
Temperature (°C)	Voltage (Volt)	BW 10MHz	Note 2.
		Deviation (ppm)	Result
50	Normal Voltage	0.0006	PASS
40	Normal Voltage	0.0006	
30	Normal Voltage	0.0012	
20(Ref.)	Normal Voltage	0.0000	
10	Normal Voltage	0.0000	
0	Normal Voltage	0.0006	
-10	Normal Voltage	0.0012	
-20	Normal Voltage	0.0000	
-30	Normal Voltage	0.0012	
20	Maximum Voltage	0.0000	
20	Normal Voltage	0.0006	
20	Battery End Point	0.0006	

Note:

1. Normal Voltage = 3.7 V. ; Battery End Point (BEP) = 3.5 V. ; Maximum Voltage =4.3 V
2. Note: The frequency fundamental emissions stay within the authorized frequency block based on the frequency deviation measured is small.



Test Conditions		LTE Band 5 (QPSK) / Middle Channel	Limit
Temperature (°C)	Voltage (Volt)	BW 10MHz	2.5ppm
		Deviation (ppm)	Result
50	Normal Voltage	0.0155	PASS
40	Normal Voltage	0.0167	
30	Normal Voltage	0.0024	
20(Ref.)	Normal Voltage	0.0000	
10	Normal Voltage	0.0012	
0	Normal Voltage	0.0155	
-10	Normal Voltage	0.0024	
-20	Normal Voltage	0.0155	
-30	Normal Voltage	0.0036	
20	Maximum Voltage	0.0024	
20	Normal Voltage	0.0000	
20	Battery End Point	0.0036	

Note: Normal Voltage = 3.7 V. ; Battery End Point (BEP) = 3.5 V. ; Maximum Voltage =4.3 V



Test Conditions		LTE Band 7 (QPSK) / Middle Channel	Limit
Temperature (°C)	Voltage (Volt)	BW 10MHz	Note 2.
		Deviation (ppm)	Result
50	Normal Voltage	0.0067	PASS
40	Normal Voltage	0.0012	
30	Normal Voltage	0.0055	
20(Ref.)	Normal Voltage	0.0000	
10	Normal Voltage	0.0051	
0	Normal Voltage	0.0004	
-10	Normal Voltage	0.0012	
-20	Normal Voltage	0.0016	
-30	Normal Voltage	0.0024	
20	Maximum Voltage	0.0004	
20	Normal Voltage	0.0000	
20	Battery End Point	0.0012	

Note:

1. Normal Voltage = 3.7 V. ; Battery End Point (BEP) = 3.5 V. ; Maximum Voltage =4.3 V
2. Note: The frequency fundamental emissions stay within the authorized frequency block based on the frequency deviation measured is small.



Test Conditions		LTE Band 17 (QPSK) / Middle Channel	Limit
Temperature (°C)	Voltage (Volt)	BW 10MHz	Note 2.
		Deviation (ppm)	Result
50	Normal Voltage	0.0028	PASS
40	Normal Voltage	0.0042	
30	Normal Voltage	0.0014	
20(Ref.)	Normal Voltage	0.0000	
10	Normal Voltage	0.0028	
0	Normal Voltage	0.0183	
-10	Normal Voltage	0.0028	
-20	Normal Voltage	0.0211	
-30	Normal Voltage	0.0197	
20	Maximum Voltage	0.0028	
20	Normal Voltage	0.0000	
20	Battery End Point	0.0042	

Note:

1. Normal Voltage = 3.7 V. ; Battery End Point (BEP) = 3.5 V. ; Maximum Voltage =4.3 V
2. Note: The frequency fundamental emissions stay within the authorized frequency block based on the frequency deviation measured is small.



Appendix B. Test Results of Radiated Test

ERP/EIRP

LTE Band 2 / 1.4MHz (Average)							
Channel	Modulation	RB		Horizontal		Vertical	
		Size	Offset	EIRP(dBm)	EIRP(W)	EIRP(dBm)	EIRP(W)
Lowest	QPSK	1	3	24.86	0.3062	24.98	0.3148
Middle		3	0	25.02	0.3177	25.11	0.3243
Highest		3	0	25.33	0.3412	25.32	0.3404
Lowest	16QAM	1	3	23.85	0.2427	23.99	0.2506
Middle		1	3	24.08	0.2559	24.12	0.2582
Highest		1	3	24.06	0.2547	23.97	0.2495
Limit	EIRP < 2W			Result		PASS	

LTE Band 2 / 3MHz (Average)							
Channel	Modulation	RB		Horizontal		Vertical	
		Size	Offset	EIRP(dBm)	EIRP(W)	EIRP(dBm)	EIRP(W)
Lowest	QPSK	1	8	24.90	0.3090	24.92	0.3105
Middle		1	8	24.93	0.3112	24.88	0.3076
Highest		1	14	24.93	0.3112	24.88	0.3076
Lowest	16QAM	1	8	23.82	0.2410	23.98	0.2500
Middle		1	8	24.14	0.2594	24.17	0.2612
Highest		1	8	24.10	0.2570	24.03	0.2529
Limit	EIRP < 2W			Result		PASS	



LTE Band 2 / 5MHz (Average)							
Channel	Modulation	RB		Horizontal		Vertical	
		Size	Offset	EIRP(dBm)	EIRP(W)	EIRP(dBm)	EIRP(W)
Lowest	QPSK	1	0	25.01	0.3170	25.00	0.3162
Middle		1	0	25.01	0.3170	24.83	0.3041
Highest		1	24	24.96	0.3133	24.87	0.3069
Lowest	16QAM	1	0	23.89	0.2449	24.05	0.2541
Middle		1	12	24.16	0.2606	24.17	0.2612
Highest		1	24	24.01	0.2518	23.91	0.2460
Limit	EIRP < 2W			Result		PASS	



LTE Band 2 / 10MHz (Average)							
Channel	Modulation	RB		Horizontal		Vertical	
		Size	Offset	EIRP(dBm)	EIRP(W)	EIRP(dBm)	EIRP(W)
Lowest	QPSK	1	0	24.98	0.3148	24.95	0.3126
Middle		1	25	24.84	0.3048	24.94	0.3119
Highest		1	25	24.36	0.2729	24.36	0.2729
Lowest	16QAM	1	0	23.90	0.2455	24.06	0.2547
Middle		1	25	24.07	0.2553	24.09	0.2564
Highest		1	0	24.12	0.2582	24.12	0.2582
Limit	EIRP < 2W			Result		PASS	

LTE Band 2 / 15MHz (Average)							
Channel	Modulation	RB		Horizontal		Vertical	
		Size	Offset	EIRP(dBm)	EIRP(W)	EIRP(dBm)	EIRP(W)
Lowest	QPSK	1	0	24.88	0.3076	24.85	0.3055
Middle		1	37	24.83	0.3041	24.78	0.3006
Highest		1	74	24.94	0.3119	24.87	0.3069
Lowest	16QAM	1	0	24.11	0.2576	24.08	0.2559
Middle		1	37	24.16	0.2606	24.20	0.2630
Highest		1	0	24.20	0.2630	24.20	0.2630
Limit	EIRP < 2W			Result		PASS	

LTE Band 2 / 20MHz (Average)							
Channel	Modulation	RB		Horizontal		Vertical	
		Size	Offset	EIRP(dBm)	EIRP(W)	EIRP(dBm)	EIRP(W)
Lowest	QPSK	1	0	24.89	0.3083	24.88	0.3076
Middle		1	0	24.75	0.2985	24.65	0.2917
Highest		1	0	24.89	0.3083	24.96	0.3133
Lowest	16QAM	1	0	24.11	0.2576	24.10	0.2570
Middle		1	0	24.13	0.2588	24.05	0.2541
Highest		1	0	24.15	0.2600	24.23	0.2649
Limit	EIRP < 2W			Result		PASS	



LTE Band 4 / 1.4MHz (Average)							
Channel	Modulation	RB		Horizontal		Vertical	
		Size	Offset	EIRP(dBm)	EIRP(W)	EIRP(dBm)	EIRP(W)
Lowest	QPSK	3	0	21.52	0.1419	21.43	0.1390
Middle		3	0	23.09	0.2037	22.87	0.1936
Highest		6	0	23.94	0.2477	23.73	0.2360
Lowest	16QAM	1	3	21.27	0.1340	21.19	0.1315
Middle		1	3	22.82	0.1914	22.65	0.1841
Highest		1	0	23.64	0.2312	23.43	0.2203
Limit	EIRP < 1W			Result		PASS	

LTE Band 4 / 3MHz (Average)							
Channel	Modulation	RB		Horizontal		Vertical	
		Size	Offset	EIRP(dBm)	EIRP(W)	EIRP(dBm)	EIRP(W)
Lowest	QPSK	15	0	21.57	0.1435	21.50	0.1413
Middle		15	0	23.15	0.2065	22.96	0.1977
Highest		15	0	23.94	0.2477	23.68	0.2333
Lowest	16QAM	8	0	21.42	0.1387	21.33	0.1358
Middle		8	4	22.90	0.1950	22.62	0.1828
Highest		8	4	23.64	0.2312	23.39	0.2183
Limit	EIRP < 1W			Result		PASS	

LTE Band 4 / 5MHz (Average)							
Channel	Modulation	RB		Horizontal		Vertical	
		Size	Offset	EIRP(dBm)	EIRP(W)	EIRP(dBm)	EIRP(W)
Lowest	QPSK	25	0	21.71	0.1483	21.52	0.1419
Middle		12	7	23.18	0.2080	23.05	0.2018
Highest		12	0	23.92	0.2466	23.72	0.2355
Lowest	16QAM	1	24	21.65	0.1462	21.47	0.1403
Middle		1	12	22.84	0.1923	22.69	0.1858
Highest		1	0	23.59	0.2286	23.38	0.2178
Limit	EIRP < 1W			Result		PASS	



LTE Band 4/ 10MHz (Average)							
Channel	Modulation	RB		Horizontal		Vertical	
		Size	Offset	EIRP(dBm)	EIRP(W)	EIRP(dBm)	EIRP(W)
Lowest	QPSK	25	0	21.85	0.1531	21.67	0.1469
Middle		25	12	23.21	0.2094	23.00	0.1995
Highest		25	25	23.99	0.2506	23.72	0.2355
Lowest	16QAM	1	49	22.27	0.1687	22.05	0.1603
Middle		1	0	22.83	0.1919	22.65	0.1841
Highest		1	0	22.95	0.1972	22.74	0.1879
Limit	EIRP < 1W			Result		PASS	

LTE Band 4 / 15MHz (Average)							
Channel	Modulation	RB		Horizontal		Vertical	
		Size	Offset	EIRP(dBm)	EIRP(W)	EIRP(dBm)	EIRP(W)
Lowest	QPSK	1	74	22.96	0.1977	22.82	0.1914
Middle		36	39	22.99	0.1991	22.80	0.1905
Highest		36	0	22.78	0.1897	22.61	0.1824
Lowest	16QAM	1	74	22.53	0.1791	22.34	0.1714
Middle		1	0	22.69	0.1858	22.49	0.1774
Highest		1	0	22.80	0.1905	22.61	0.1824
Limit	EIRP < 1W			Result		PASS	

LTE Band 4 / 20MHz (Average)							
Channel	Modulation	RB		Horizontal		Vertical	
		Size	Offset	EIRP(dBm)	EIRP(W)	EIRP(dBm)	EIRP(W)
Lowest	QPSK	1	99	22.86	0.1932	22.74	0.1879
Middle		1	99	23.10	0.2042	22.93	0.1963
Highest		1	99	23.84	0.2421	23.64	0.2312
Lowest	16QAM	1	99	22.82	0.1914	22.64	0.1837
Middle		1	99	22.60	0.1820	22.36	0.1722
Highest		1	99	22.72	0.1871	22.53	0.1791
Limit	EIRP < 1W			Result		PASS	



LTE Band 5 / 1.4MHz (Average)							
Channel	Modulation	RB		Horizontal		Vertical	
		Size	Offset	ERP(dBm)	ERP(W)	ERP(dBm)	ERP(W)
Lowest	QPSK	3	0	17.50	0.0562	1.84	0.0015
Middle		3	0	17.73	0.0593	2.33	0.0017
Highest		3	0	18.03	0.0635	3.05	0.0020
Lowest	16QAM	1	5	16.53	0.0450	0.89	0.0012
Middle		1	0	16.83	0.0482	1.54	0.0014
Highest		1	3	17.19	0.0524	2.33	0.0017
Limit	ERP < 7W			Result		PASS	

LTE Band 5 / 3MHz (Average)							
Channel	Modulation	RB		Horizontal		Vertical	
		Size	Offset	ERP(dBm)	ERP(W)	ERP(dBm)	ERP(W)
Lowest	QPSK	1	8	17.29	0.0536	1.63	0.0015
Middle		1	8	17.53	0.0566	2.11	0.0016
Highest		1	14	17.81	0.0604	2.75	0.0019
Lowest	16QAM	1	8	16.65	0.0462	1.17	0.0013
Middle		1	8	16.85	0.0484	1.62	0.0015
Highest		1	8	17.16	0.0520	2.53	0.0018
Limit	ERP < 7W			Result		PASS	

LTE Band 5 / 5MHz (Average)							
Channel	Modulation	RB		Horizontal		Vertical	
		Size	Offset	ERP(dBm)	ERP(W)	ERP(dBm)	ERP(W)
Lowest	QPSK	1	24	17.00	0.0501	1.57	0.0014
Middle		1	0	17.53	0.0566	2.49	0.0018
Highest		1	12	19.96	0.0991	5.30	0.0034
Lowest	16QAM	1	24	16.60	0.0457	1.35	0.0014
Middle		1	12	16.86	0.0485	1.65	0.0015
Highest		1	24	19.29	0.0849	4.58	0.0029
Limit	ERP < 7W			Result		PASS	



LTE Band 5 / 10MHz (Average)							
Channel	Modulation	RB		Horizontal		Vertical	
		Size	Offset	ERP(dBm)	ERP(W)	ERP(dBm)	ERP(W)
Lowest	QPSK	1	0	16.94	0.0494	1.38	0.0014
Middle		1	0	17.01	0.0502	2.21	0.0017
Highest		1	0	17.15	0.0519	2.04	0.0016
Lowest	16QAM	1	49	16.67	0.0465	1.64	0.0015
Middle		1	0	16.67	0.0465	1.69	0.0015
Highest		1	0	16.82	0.0481	1.60	0.0014
Limit	ERP < 7W			Result		PASS	



LTE Band 7 / 5MHz (Average)							
Channel	Modulation	RB		Horizontal		Vertical	
		Size	Offset	EIRP(dBm)	EIRP(W)	EIRP(dBm)	EIRP(W)
Lowest	QPSK	1	24	22.78	0.1897	22.93	0.1963
Middle		1	12	22.44	0.1754	22.30	0.1698
Highest		1	24	22.08	0.1614	22.23	0.1671
Lowest	16QAM	1	0	21.86	0.1535	22.04	0.1600
Middle		1	12	21.46	0.1400	21.32	0.1355
Highest		1	24	21.09	0.1285	21.20	0.1318
Limit	EIRP < 2W			Result		PASS	

LTE Band 7 / 10MHz (Average)							
Channel	Modulation	RB		Horizontal		Vertical	
		Size	Offset	EIRP(dBm)	EIRP(W)	EIRP(dBm)	EIRP(W)
Lowest	QPSK	1	25	22.58	0.1811	22.73	0.1875
Middle		1	49	22.34	0.1714	22.12	0.1629
Highest		1	25	22.54	0.1795	22.69	0.1858
Lowest	16QAM	1	49	21.85	0.1531	22.05	0.1603
Middle		1	49	21.55	0.1429	21.30	0.1349
Highest		1	0	21.18	0.1312	21.23	0.1327
Limit	EIRP < 2W			Result		PASS	



LTE Band 7 / 15MHz (Average)							
Channel	Modulation	RB		Horizontal		Vertical	
		Size	Offset	EIRP(dBm)	EIRP(W)	EIRP(dBm)	EIRP(W)
Lowest	QPSK	1	74	22.60	0.1820	22.64	0.1837
Middle		1	37	22.63	0.1832	22.48	0.1770
Highest		1	37	22.20	0.1660	22.26	0.1683
Lowest	16QAM	1	74	21.52	0.1419	21.52	0.1419
Middle		1	74	21.48	0.1406	21.27	0.1340
Highest		1	0	21.25	0.1334	21.18	0.1312
Limit	EIRP < 2W			Result		PASS	

LTE Band 7 / 20MHz (Average)							
Channel	Modulation	RB		Horizontal		Vertical	
		Size	Offset	EIRP(dBm)	EIRP(W)	EIRP(dBm)	EIRP(W)
Lowest	QPSK	1	99	22.31	0.1702	22.20	0.1660
Middle		1	99	22.56	0.1803	22.41	0.1742
Highest		1	99	21.99	0.1581	22.08	0.1614
Lowest	16QAM	1	49	21.69	0.1476	21.74	0.1493
Middle		1	49	21.46	0.1400	21.30	0.1349
Highest		1	99	21.11	0.1291	21.21	0.1321
Limit	EIRP < 2W			Result		PASS	



LTE Band 17 / 5MHz (Average)							
Channel	Modulation	RB		Horizontal		Vertical	
		Size	Offset	ERP(dBm)	ERP(W)	ERP(dBm)	ERP(W)
Lowest	QPSK	1	12	9.29	0.0085	-5.30	0.0003
Middle		1	12	9.55	0.0090	-4.95	0.0003
Highest		1	0	12.27	0.0169	-2.35	0.0006
Lowest	16QAM	1	12	8.76	0.0075	-5.83	0.0003
Middle		1	12	8.86	0.0077	-5.65	0.0003
Highest		1	0	11.47	0.0140	-3.18	0.0005
Limit	ERP < 3W			Result		PASS	

LTE Band 17 / 10MHz (Average)							
Channel	Modulation	RB		Horizontal		Vertical	
		Size	Offset	ERP(dBm)	ERP(W)	ERP(dBm)	ERP(W)
Lowest	QPSK	1	25	9.19	0.0083	-7.22	0.0002
Middle		1	25	9.81	0.0096	-4.61	0.0003
Highest		1	25	11.66	0.0147	-2.88	0.0005
Lowest	16QAM	1	0	10.72	0.0118	-3.91	0.0004
Middle		1	25	8.91	0.0078	-5.63	0.0003
Highest		1	25	10.78	0.0120	-3.83	0.0004
Limit	ERP < 3W			Result		PASS	



Radiated Spurious Emission

LTE Band 2 / 1.4MHz / QPSK / RB Size 1 Offset 0									
Channel	Frequency (MHz)	EIRP (dBm)	Limit (dBm)	Over Limit (dB)	SPA Reading (dBm)	S.G. Power (dBm)	TX Cable loss (dB)	TX Antenna Gain (dBi)	Polarization (H/V)
Middle	3758.92	-52.33	-13	-39.33	-63.58	-64.06	0.87	12.60	H
	5638.38	-45.24	-13	-32.24	-61.12	-57.27	1.07	13.10	H
	7517.84	-51.51	-13	-38.51	-69.83	-61.12	1.69	11.30	H
	3758.92	-53.76	-13	-40.76	-66.23	-65.49	0.87	12.60	V
	5638.38	-44.05	-13	-31.05	-60.37	-56.08	1.07	13.10	V
	7517.84	-50.37	-13	-37.37	-68.59	-59.98	1.69	11.30	V

Remark: Spurious emissions within 30-1000MHz were found more than 20dB below limit line.

LTE Band 2 / 3MHz / QPSK / RB Size 1 Offset 0									
Channel	Frequency (MHz)	EIRP (dBm)	Limit (dBm)	Over Limit (dB)	SPA Reading (dBm)	S.G. Power (dBm)	TX Cable loss (dB)	TX Antenna Gain (dBi)	Polarization (H/V)
Middle	3758.92	-51.56	-13	-38.56	-62.81	-63.29	0.87	12.60	H
	5638.38	-44.74	-13	-31.74	-60.62	-56.77	1.07	13.10	H
	7517.84	-51.16	-13	-38.16	-69.48	-60.77	1.69	11.30	H
	3758.92	-55.37	-13	-42.37	-67.84	-67.10	0.87	12.60	V
	5638.38	-43.55	-13	-30.55	-59.87	-55.58	1.07	13.10	V
	7517.84	-50.36	-13	-37.36	-68.58	-59.97	1.69	11.30	V

Remark: Spurious emissions within 30-1000MHz were found more than 20dB below limit line.



LTE Band 2 / 5MHz / QPSK / RB Size 1 Offset 0									
Channel	Frequency (MHz)	EIRP (dBm)	Limit (dBm)	Over Limit (dB)	SPA Reading (dBm)	S.G. Power (dBm)	TX Cable loss (dB)	TX Antenna Gain (dBi)	Polarization (H/V)
Middle	3755.68	-51.27	-13	-38.27	-62.52	-63.00	0.87	12.60	H
	5633.52	-42.36	-13	-29.36	-58.24	-54.39	1.07	13.10	H
	7511.36	-50.85	-13	-37.85	-69.17	-60.46	1.69	11.30	H
	3755.68	-54.37	-13	-41.37	-66.84	-66.10	0.87	12.60	V
	5633.52	-42.22	-13	-29.22	-58.54	-54.25	1.07	13.10	V
	7511.36	-50.96	-13	-37.96	-69.18	-60.57	1.69	11.30	V

Remark: Spurious emissions within 30-1000MHz were found more than 20dB below limit line.

LTE Band 2 / 10MHz / QPSK / RB Size 1 Offset 0									
Channel	Frequency (MHz)	EIRP (dBm)	Limit (dBm)	Over Limit (dB)	SPA Reading (dBm)	S.G. Power (dBm)	TX Cable loss (dB)	TX Antenna Gain (dBi)	Polarization (H/V)
Middle	3751.18	-51.40	-13	-38.40	-62.65	-63.13	0.87	12.60	H
	5626.77	-44.04	-13	-31.04	-59.92	-56.07	1.07	13.10	H
	7502.36	-51.28	-13	-38.28	-69.60	-60.89	1.69	11.30	H
	3751.18	-55.14	-13	-42.14	-67.61	-66.87	0.87	12.60	V
	5626.77	-42.77	-13	-29.77	-59.09	-54.80	1.07	13.10	V
	7502.36	-49.71	-13	-36.71	-67.93	-59.32	1.69	11.30	V

Remark: Spurious emissions within 30-1000MHz were found more than 20dB below limit line.



LTE Band 2 / 15MHz / QPSK / RB Size 1 Offset 0									
Channel	Frequency (MHz)	EIRP (dBm)	Limit (dBm)	Over Limit (dB)	SPA Reading (dBm)	S.G. Power (dBm)	TX Cable loss (dB)	TX Antenna Gain (dBi)	Polarization (H/V)
Middle	3746.68	-54.03	-13	-41.03	-65.28	-65.76	0.87	12.60	H
	5620.02	-43.71	-13	-30.71	-59.59	-55.74	1.07	13.10	H
	7493.36	-50.25	-13	-37.25	-68.57	-59.86	1.69	11.30	H
	3746.68	-55.76	-13	-42.76	-68.23	-67.49	0.87	12.60	V
	5620.02	-44.41	-13	-31.41	-60.73	-56.44	1.07	13.10	V
	7493.36	-51.29	-13	-38.29	-69.51	-60.90	1.69	11.30	V

Remark: Spurious emissions within 30-1000MHz were found more than 20dB below limit line.

LTE Band 2 / 20MHz / QPSK / RB Size 1 Offset 0									
Channel	Frequency (MHz)	EIRP (dBm)	Limit (dBm)	Over Limit (dB)	SPA Reading (dBm)	S.G. Power (dBm)	TX Cable loss (dB)	TX Antenna Gain (dBi)	Polarization (H/V)
Middle	3742.18	-57.20	-13	-44.20	-68.45	-68.93	0.87	12.60	H
	5613.27	-54.06	-13	-41.06	-69.94	-66.09	1.07	13.10	H
	7484.36	-51.36	-13	-38.36	-69.68	-60.97	1.69	11.30	H
	3742.18	-55.47	-13	-42.47	-67.94	-67.20	0.87	12.60	V
	5613.27	-53.34	-13	-40.34	-69.66	-65.37	1.07	13.10	V
	7484.36	-51.98	-13	-38.98	-70.2	-61.59	1.69	11.30	V

Remark: Spurious emissions within 30-1000MHz were found more than 20dB below limit line.



LTE Band 4 / 1.4MHz / QPSK / RB Size 1 Offset 0									
Channel	Frequency (MHz)	EIRP (dBm)	Limit (dBm)	Over Limit (dB)	SPA Reading (dBm)	S.G. Power (dBm)	TX Cable loss (dB)	TX Antenna Gain (dBi)	Polarization (H/V)
Middle	3463.74	-56.20	-13	-43.20	-68.00	-67.95	0.85	12.60	H
	5195.61	-48.29	-13	-35.29	-64.16	-60.04	0.95	12.70	H
	6927.48	-50.26	-13	-37.26	-66.89	-60.78	1.18	11.70	H
	3463.74	-57.91	-13	-44.91	-68.14	-69.70	0.81	12.60	V
	5195.61	-55.46	-13	-42.46	-68.06	-67.21	0.95	12.70	V
	6927.48	-52.66	-13	-39.66	-69.84	-63.23	1.13	11.70	V

Remark: Spurious emissions within 30-1000MHz were found more than 20dB below limit line.

LTE Band 4 / 3MHz / QPSK / RB Size 1 Offset 0									
Channel	Frequency (MHz)	EIRP (dBm)	Limit (dBm)	Over Limit (dB)	SPA Reading (dBm)	S.G. Power (dBm)	TX Cable loss (dB)	TX Antenna Gain (dBi)	Polarization (H/V)
Middle	3462.3	-56.07	-13	-43.07	-67.87	-67.82	0.85	12.60	H
	5193.45	-45.81	-13	-32.81	-61.68	-57.56	0.95	12.70	H
	6924.6	-47.90	-13	-34.90	-64.53	-58.42	1.18	11.70	H
	3462.3	-58.30	-13	-45.30	-68.53	-70.09	0.81	12.60	V
	5193.45	-53.21	-13	-40.21	-65.81	-64.96	0.95	12.70	V
	6924.6	-52.32	-13	-39.32	-69.5	-62.89	1.13	11.70	V

Remark: Spurious emissions within 30-1000MHz were found more than 20dB below limit line.



LTE Band 4 / 5MHz / QPSK / RB Size 1 Offset 0									
Channel	Frequency (MHz)	EIRP (dBm)	Limit (dBm)	Over Limit (dB)	SPA Reading (dBm)	S.G. Power (dBm)	TX Cable loss (dB)	TX Antenna Gain (dBi)	Polarization (H/V)
Middle	3460.68	-56.91	-13	-43.91	-68.71	-68.66	0.85	12.60	H
	5191.02	-48.20	-13	-35.20	-64.07	-59.95	0.95	12.70	H
	6921.36	-50.07	-13	-37.07	-66.70	-60.59	1.18	11.70	H
	3460.68	-57.52	-13	-44.52	-67.75	-69.31	0.81	12.60	V
	5191.02	-53.65	-13	-40.65	-66.25	-65.40	0.95	12.70	V
	6921.36	-52.63	-13	-39.63	-69.81	-63.20	1.13	11.70	V

Remark: Spurious emissions within 30-1000MHz were found more than 20dB below limit line.

LTE Band 4 / 10MHz / QPSK / RB Size 1 Offset 0									
Channel	Frequency (MHz)	EIRP (dBm)	Limit (dBm)	Over Limit (dB)	SPA Reading (dBm)	S.G. Power (dBm)	TX Cable loss (dB)	TX Antenna Gain (dBi)	Polarization (H/V)
Middle	3456.18	-55.07	-13	-42.07	-66.87	-66.82	0.85	12.60	H
	5184.27	-40.85	-13	-27.85	-56.72	-52.60	0.95	12.70	H
	6912.36	-47.06	-13	-34.06	-63.69	-57.58	1.18	11.70	H
	3456.18	-57.44	-13	-44.44	-67.67	-69.23	0.81	12.60	V
	5184.27	-48.33	-13	-35.33	-60.93	-60.08	0.95	12.70	V
	6912.36	-53.36	-13	-40.36	-70.54	-63.93	1.13	11.70	V

Remark: Spurious emissions within 30-1000MHz were found more than 20dB below limit line.



LTE Band 4 / 15MHz / QPSK / RB Size 1 Offset 0									
Channel	Frequency (MHz)	EIRP (dBm)	Limit (dBm)	Over Limit (dB)	SPA Reading (dBm)	S.G. Power (dBm)	TX Cable loss (dB)	TX Antenna Gain (dBi)	Polarization (H/V)
Middle	3451.68	-55.52	-13	-42.52	-67.32	-67.27	0.85	12.60	H
	5177.52	-44.74	-13	-31.74	-60.61	-56.49	0.95	12.70	H
	6903.36	-48.66	-13	-35.66	-65.29	-59.18	1.18	11.70	H
	3451.68	-56.26	-13	-43.26	-66.49	-68.05	0.81	12.60	V
	5177.52	-51.58	-13	-38.58	-64.18	-63.33	0.95	12.70	V
	6903.36	-52.16	-13	-39.16	-69.34	-62.73	1.13	11.70	V

Remark: Spurious emissions within 30-1000MHz were found more than 20dB below limit line.

LTE Band 4 / 20MHz / QPSK / RB Size 1 Offset 0									
Channel	Frequency (MHz)	EIRP (dBm)	Limit (dBm)	Over Limit (dB)	SPA Reading (dBm)	S.G. Power (dBm)	TX Cable loss (dB)	TX Antenna Gain (dBi)	Polarization (H/V)
Middle	3447.18	-54.73	-13	-41.73	-66.53	-66.48	0.85	12.60	H
	5170.77	-44.01	-13	-31.01	-59.88	-55.76	0.95	12.70	H
	6894.36	-47.44	-13	-34.44	-64.07	-57.96	1.18	11.70	H
	3447.18	-57.05	-13	-44.05	-67.28	-68.84	0.81	12.60	V
	5170.77	-51.91	-13	-38.91	-64.51	-63.66	0.95	12.70	V
	6894.36	-51.78	-13	-38.78	-68.96	-62.35	1.13	11.70	V

Remark: Spurious emissions within 30-1000MHz were found more than 20dB below limit line.



LTE Band 5 / 1.4MHz / QPSK / RB Size 1 Offset 0									
Channel	Frequency (MHz)	ERP (dBm)	Limit (dBm)	Over Limit (dB)	SPA Reading (dBm)	S.G. Power (dBm)	TX Cable loss (dB)	TX Antenna Gain (dBi)	Polarization (H/V)
Middle	1671.92	-57.79	-13	-44.79	-59.40	-64.48	0.56	9.40	H
	2507.88	-52.14	-13	-39.14	-56.04	-59.84	0.75	10.60	H
	3343.84	-58.45	-13	-45.45	-67.75	-68.05	0.85	12.60	H
	1671.92	-59.74	-13	-46.74	-62.19	-66.43	0.56	9.40	V
	2507.88	-48.17	-13	-35.17	-54.46	-55.87	0.75	10.60	V
	3343.84	-60.94	-13	-47.94	-67.80	-70.54	0.85	12.60	V

Remark: Spurious emissions within 30-1000MHz were found more than 20dB below limit line.

LTE Band 5 / 3MHz / QPSK / RB Size 1 Offset 0									
Channel	Frequency (MHz)	ERP (dBm)	Limit (dBm)	Over Limit (dB)	SPA Reading (dBm)	S.G. Power (dBm)	TX Cable loss (dB)	TX Antenna Gain (dBi)	Polarization (H/V)
Middle	1670.48	-58.35	-13	-45.35	-59.96	-65.04	0.56	9.40	H
	2505.72	-43.85	-13	-30.85	-49.58	-51.55	0.75	10.60	H
	3340.96	-58.35	-13	-45.35	-67.65	-67.95	0.85	12.60	H
	1670.48	-61.02	-13	-48.02	-63.47	-67.71	0.56	9.40	V
	2505.72	-44.43	-13	-31.43	-51.56	-52.13	0.75	10.60	V
	3340.96	-60.69	-13	-47.69	-67.55	-70.29	0.85	12.60	V

Remark: Spurious emissions within 30-1000MHz were found more than 20dB below limit line.



LTE Band 5 / 5MHz / QPSK / RB Size 1 Offset 0									
Channel	Frequency (MHz)	ERP (dBm)	Limit (dBm)	Over Limit (dB)	SPA Reading (dBm)	S.G. Power (dBm)	TX Cable loss (dB)	TX Antenna Gain (dBi)	Polarization (H/V)
Middle	1668.68	-59.34	-13	-46.34	-60.95	-66.03	0.56	9.40	H
	2503.02	-44.57	-13	-31.57	-50.20	-52.27	0.75	10.60	H
	3337.36	-58.93	-13	-45.93	-68.23	-68.53	0.85	12.60	H
	1668.68	-60.33	-13	-47.33	-62.78	-67.02	0.56	9.40	V
	2503.02	-46.31	-13	-33.31	-53.11	-54.01	0.75	10.60	V
	3337.36	-61.01	-13	-48.01	-67.87	-70.61	0.85	12.60	V

Remark: Spurious emissions within 30-1000MHz were found more than 20dB below limit line.

LTE Band 5 / 10MHz / QPSK / RB Size 1 Offset 0									
Channel	Frequency (MHz)	ERP (dBm)	Limit (dBm)	Over Limit (dB)	SPA Reading (dBm)	S.G. Power (dBm)	TX Cable loss (dB)	TX Antenna Gain (dBi)	Polarization (H/V)
Middle	1664.18	-59.92	-13	-46.92	-61.53	-66.61	0.56	9.40	H
	2496.27	-42.81	-13	-29.81	-48.64	-50.51	0.75	10.60	H
	3328.36	-59.17	-13	-46.17	-68.47	-68.77	0.85	12.60	H
	1664.18	-60.06	-13	-47.06	-62.51	-66.75	0.56	9.40	V
	2496.27	-46.42	-13	-33.42	-53.19	-54.12	0.75	10.60	V
	3328.36	-61.01	-13	-48.01	-67.87	-70.61	0.85	12.60	V

Remark: Spurious emissions within 30-1000MHz were found more than 20dB below limit line.



LTE Band 7 / 5MHz / QPSK / RB Size 1 Offset 0									
Channel	Frequency (MHz)	EIRP (dBm)	Limit (dBm)	Over Limit (dB)	SPA Reading (dBm)	S.G. Power (dBm)	TX Cable loss (dB)	TX Antenna Gain (dBi)	Polarization (H/V)
Middle	5065.68	-48.99	-25	-23.99	-63.87	-60.74	0.95	12.70	H
	7598.52	-38.64	-25	-13.64	-59.73	-49.16	1.18	11.70	H
	10131.36	-46.59	-25	-21.59	-71.77	-57.24	1.45	12.10	H
	5065.68	-53.59	-25	-28.59	-68.72	-65.34	0.95	12.70	V
	7598.52	-41.40	-25	-16.40	-62.15	-51.64	1.46	11.70	V
	10131.36	-48.72	-25	-23.72	-71.58	-59.51	1.31	12.10	V

Remark: Spurious emissions within 30-1000MHz were found more than 20dB below limit line.

LTE Band 7 / 10MHz / QPSK / RB Size 1 Offset 0									
Channel	Frequency (MHz)	EIRP (dBm)	Limit (dBm)	Over Limit (dB)	SPA Reading (dBm)	S.G. Power (dBm)	TX Cable loss (dB)	TX Antenna Gain (dBi)	Polarization (H/V)
Middle	5061.18	-50.18	-25	-25.18	-65.06	-61.93	0.95	12.70	H
	7591.77	-39.00	-25	-14.00	-60.09	-49.52	1.18	11.70	H
	10122.36	-46.32	-25	-21.32	-71.50	-56.97	1.45	12.10	H
	5061.18	-53.65	-25	-28.65	-68.78	-65.40	0.95	12.70	V
	7591.77	-44.11	-25	-19.11	-64.86	-54.35	1.46	11.70	V
	10122.36	-48.37	-25	-23.37	-71.23	-59.16	1.31	12.10	V

Remark: Spurious emissions within 30-1000MHz were found more than 20dB below limit line.



LTE Band 7 / 15MHz / QPSK / RB Size 1 Offset 0									
Channel	Frequency (MHz)	EIRP (dBm)	Limit (dBm)	Over Limit (dB)	SPA Reading (dBm)	S.G. Power (dBm)	TX Cable loss (dB)	TX Antenna Gain (dBi)	Polarization (H/V)
Middle	5056.68	-49.97	-25	-24.97	-64.85	-61.72	0.95	12.70	H
	7585.02	-40.74	-25	-15.74	-61.83	-51.26	1.18	11.70	H
	10113.00	-46.25	-25	-21.25	-71.43	-56.90	1.45	12.10	H
	5056.68	-52.74	-25	-27.74	-67.87	-64.49	0.95	12.70	V
	7585.02	-42.18	-25	-17.18	-62.93	-52.42	1.46	11.70	V
	10113	-48.63	-25	-23.63	-71.49	-59.42	1.31	12.10	V

Remark: Spurious emissions within 30-1000MHz were found more than 20dB below limit line.

LTE Band 7 / 20MHz / QPSK / RB Size 1 Offset 0									
Channel	Frequency (MHz)	EIRP (dBm)	Limit (dBm)	Over Limit (dB)	SPA Reading (dBm)	S.G. Power (dBm)	TX Cable loss (dB)	TX Antenna Gain (dBi)	Polarization (H/V)
Middle	5052.18	-49.75	-25	-24.75	-64.63	-61.50	0.95	12.70	H
	7578.27	-41.71	-25	-16.71	-62.80	-52.23	1.18	11.70	H
	10104.36	-46.49	-25	-21.49	-71.67	-57.14	1.45	12.10	H
	5052.18	-52.99	-25	-27.99	-68.12	-64.74	0.95	12.70	V
	7578.27	-44.23	-25	-19.23	-64.98	-54.47	1.46	11.70	V
	10104.36	-47.66	-25	-22.66	-70.52	-58.45	1.31	12.10	V

Remark: Spurious emissions within 30-1000MHz were found more than 20dB below limit line.



LTE Band 17 / 5MHz / QPSK / RB Size 1 Offset 0									
Channel	Frequency (MHz)	ERP (dBm)	Limit (dBm)	Over Limit (dB)	SPA Reading (dBm)	S.G. Power (dBm)	TX Cable loss (dB)	TX Antenna Gain (dBi)	Polarization (H/V)
Middle	1415.68	-61.47	-13	-48.47	-64.55	-66.76	0.56	8.00	H
	2123.58	-59.25	-13	-46.25	-63.77	-66.85	0.65	10.40	H
	2831.36	-60.11	-13	-47.11	-67.19	-68.64	0.82	11.50	H
	1415.68	-61.97	-13	-48.97	-64.27	-67.26	0.56	8.00	V
	2123.58	-62.60	-13	-49.60	-66.49	-70.20	0.65	10.40	V
	2831.36	-59.95	-13	-46.95	-67.28	-68.48	0.82	11.50	V

Remark: Spurious emissions within 30-1000MHz were found more than 20dB below limit line.

LTE Band 17 / 10MHz / QPSK / RB Size 1 Offset 0									
Channel	Frequency (MHz)	ERP (dBm)	Limit (dBm)	Over Limit (dB)	SPA Reading (dBm)	S.G. Power (dBm)	TX Cable loss (dB)	TX Antenna Gain (dBi)	Polarization (H/V)
Middle	1411.18	-60.86	-13	-47.86	-63.94	-66.15	0.56	8.00	H
	2116.77	-38.81	-13	-25.81	-46.51	-46.41	0.65	10.40	H
	2822.36	-59.30	-13	-46.30	-66.38	-67.83	0.82	11.50	H
	1411.18	-62.49	-13	-49.49	-64.79	-67.78	0.56	8.00	V
	2116.77	-52.66	-13	-39.66	-56.67	-60.26	0.65	10.40	V
	2822.36	-59.60	-13	-46.60	-66.93	-68.13	0.82	11.50	V

Remark: Spurious emissions within 30-1000MHz were found more than 20dB below limit line.