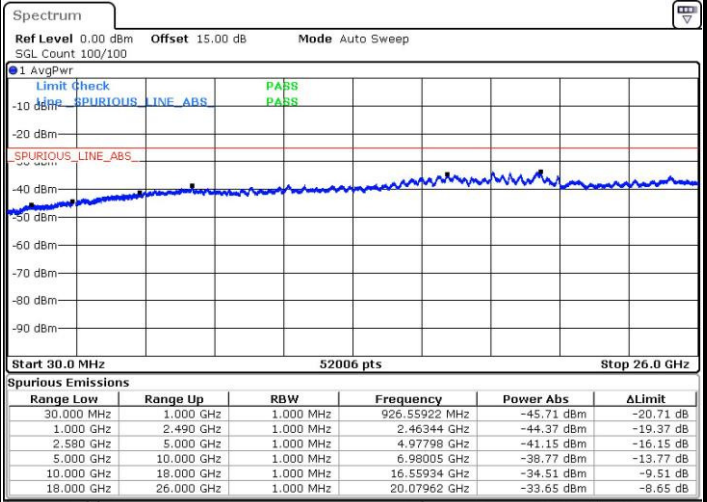
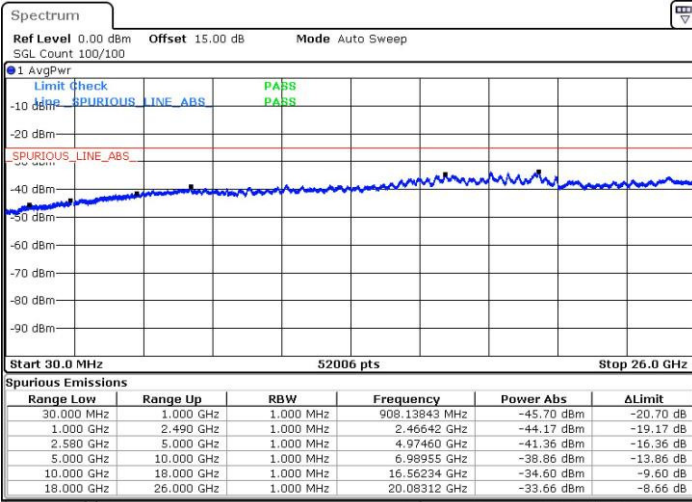




LTE Band 7 / 15MHz

Lowest Channel / QPSK

Lowest Channel / 16QAM

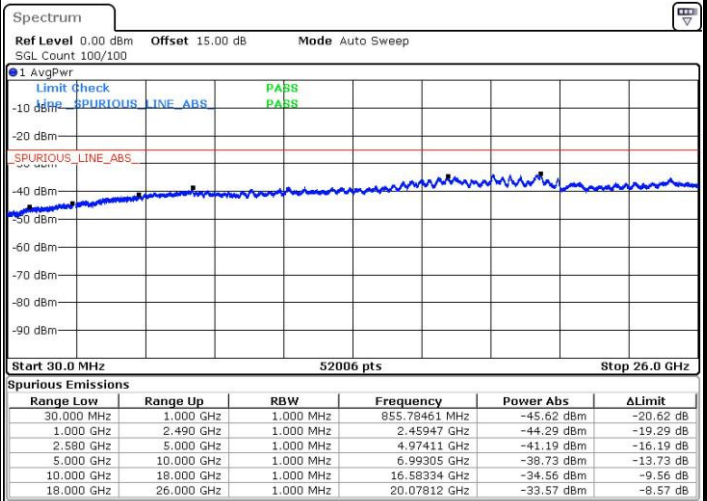
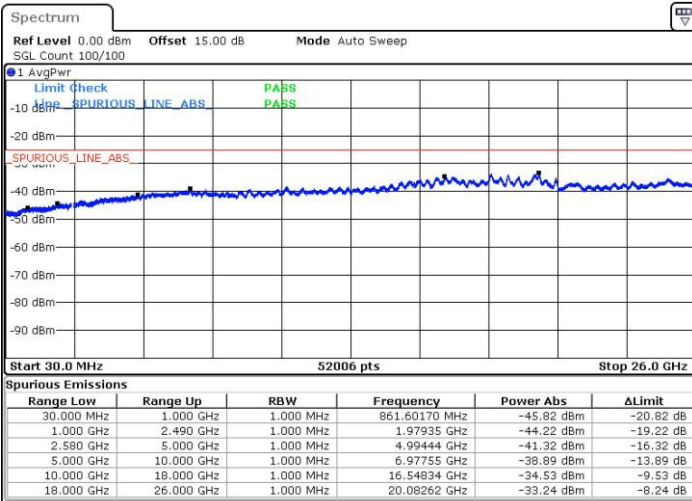


Date: 16.FEB.2016 23:29:30

Date: 16.FEB.2016 23:30:24

Middle Channel / QPSK

Middle Channel / 16QAM



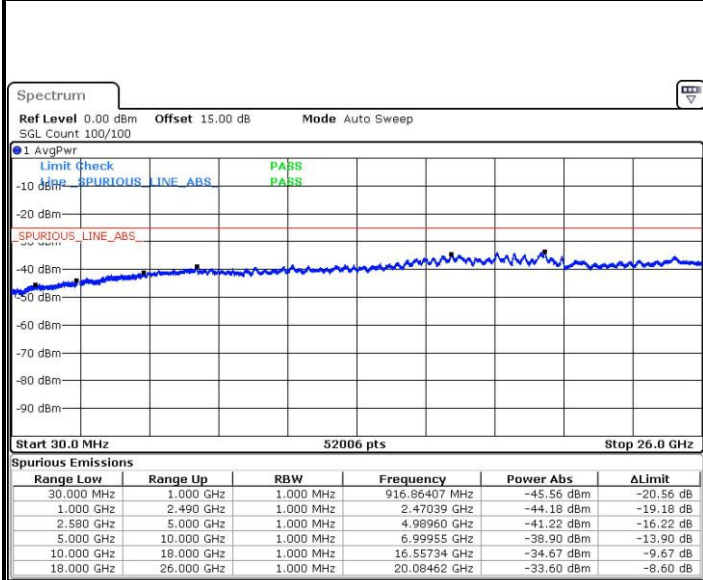
Date: 16.FEB.2016 23:32:01

Date: 16.FEB.2016 23:32:56



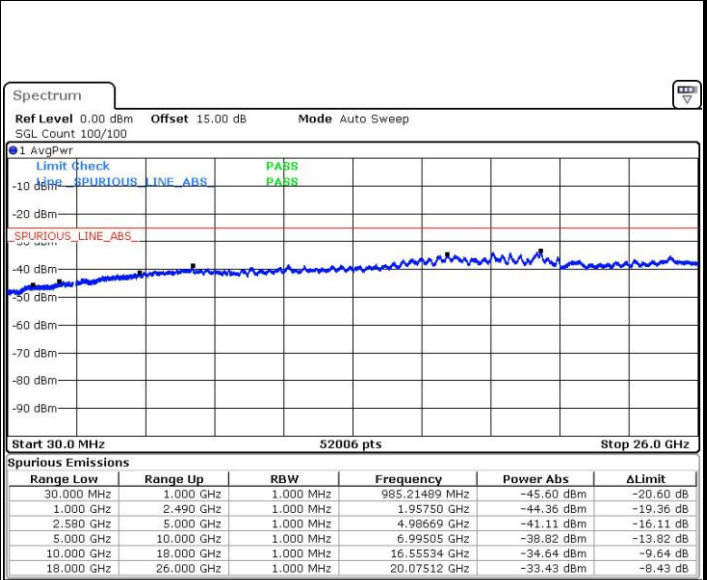
LTE Band7 / 15MHz

Highest Channel / QPSK



Date: 17.FEB.2016 02:38:46

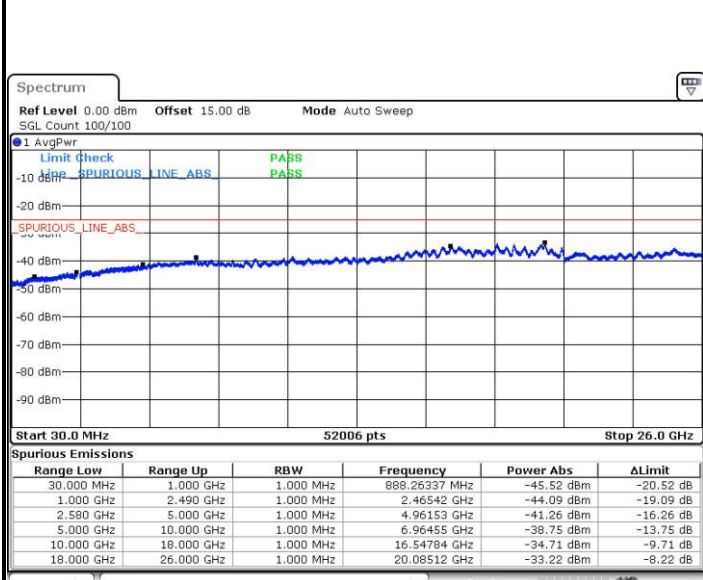
Highest Channel / 16QAM



Date: 17.FEB.2016 02:45:34

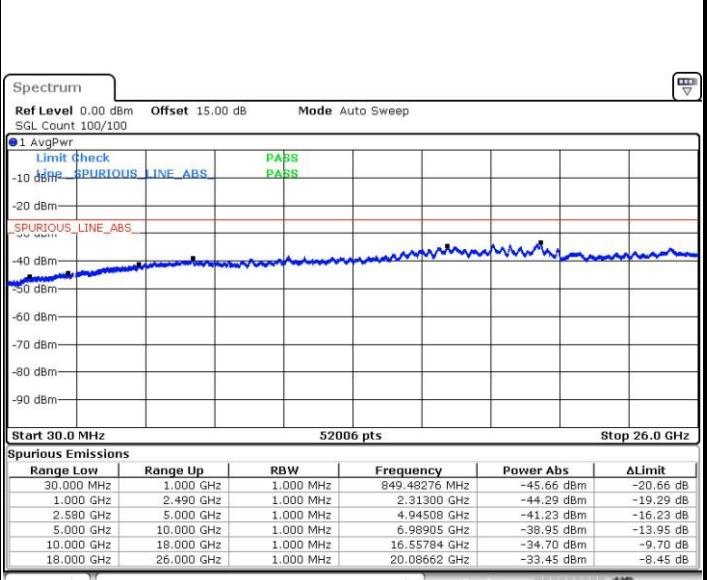
LTE Band 7 / 20MHz

Lowest Channel / QPSK



Date: 16.FEB.2016 23:46:28

Lowest Channel / 16QAM



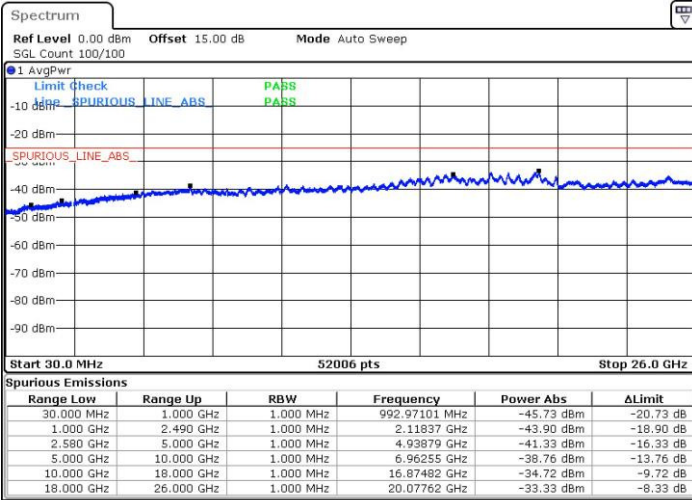
Date: 16.FEB.2016 23:47:23



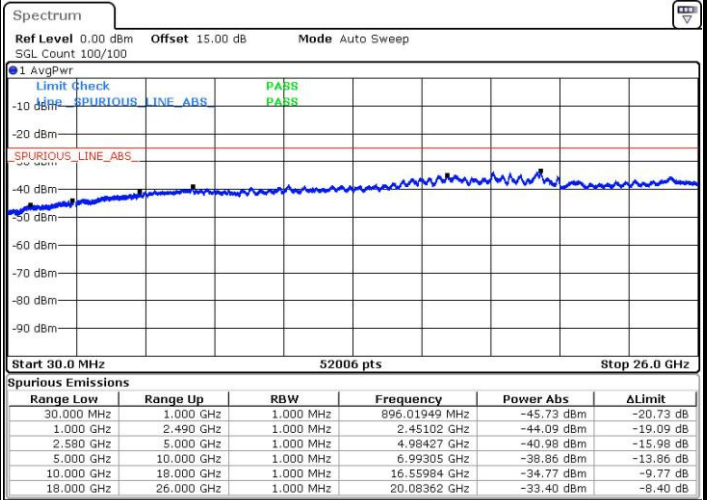
LTE Band 7 / 20MHz

Middle Channel / QPSK

Middle Channel / 16QAM



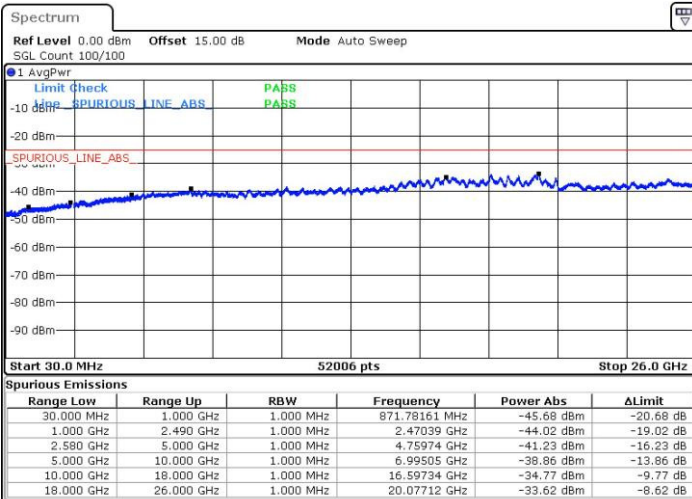
Date: 16.FEB.2016 23:49:00



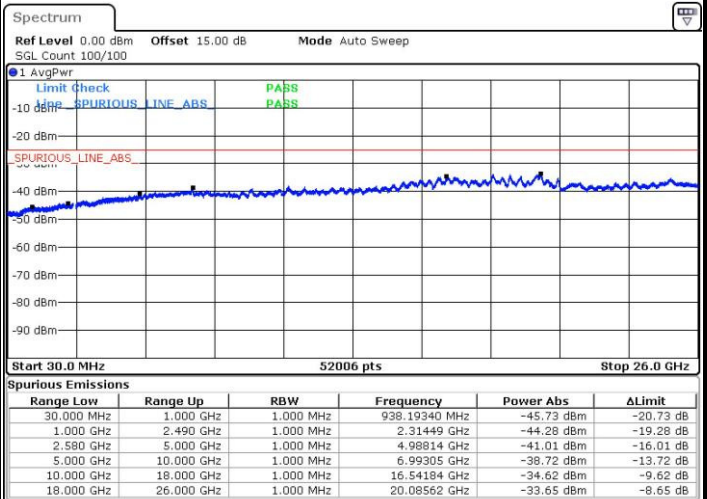
Date: 16.FEB.2016 23:49:55

Highest Channel / QPSK

Highest Channel / 16QAM



Date: 17.FEB.2016 02:51:43



Date: 17.FEB.2016 02:49:13



### Frequency Stability

Test Conditions		LTE Band 2 (QPSK) / Middle Channel	Limit
Temperature (°C)	Voltage (Volt)	BW 10MHz	Note 2.
		Deviation (ppm)	Result
50	Normal Voltage	0.0021	PASS
40	Normal Voltage	0.0005	
30	Normal Voltage	0.0011	
20(Ref.)	Normal Voltage	0.0000	
10	Normal Voltage	0.0011	
0	Normal Voltage	0.0106	
-10	Normal Voltage	0.0112	
-20	Normal Voltage	0.0122	
-30	Normal Voltage	0.0128	
20	Maximum Voltage	0.0011	
20	Normal Voltage	0.0000	
20	Battery End Point	0.0005	

**Note:**

1. Normal Voltage = 3.7V. ; Battery End Point (BEP) = 3.4 V. ; Maximum Voltage =4.2 V
2. Note: The frequency fundamental emissions stay within the authorized frequency block based on the frequency deviation measured is small.



Test Conditions		LTE Band 4 (QPSK) / Middle Channel	Limit
Temperature (°C)	Voltage (Volt)	BW 10MHz	Note 2.
		Deviation (ppm)	Result
50	Normal Voltage	0.0048	PASS
40	Normal Voltage	0.0037	
30	Normal Voltage	0.0032	
20(Ref.)	Normal Voltage	0.0000	
10	Normal Voltage	0.0011	
0	Normal Voltage	0.0096	
-10	Normal Voltage	0.0090	
-20	Normal Voltage	0.0027	
-30	Normal Voltage	0.0021	
20	Maximum Voltage	0.0016	
20	Normal Voltage	0.0000	
20	Battery End Point	0.0011	

**Note:**

1. Normal Voltage = 3.7V. ; Battery End Point (BEP) = 3.4 V. ; Maximum Voltage =4.2 V
2. Note: The frequency fundamental emissions stay within the authorized frequency block based on the frequency deviation measured is small.



Test Conditions		LTE Band 7 (QPSK) / Middle Channel	Limit
Temperature (°C)	Voltage (Volt)	BW 10MHz	Note 2.
		Deviation (ppm)	Result
50	Normal Voltage	0.0042	PASS
40	Normal Voltage	0.0037	
30	Normal Voltage	0.0027	
20(Ref.)	Normal Voltage	0.0000	
10	Normal Voltage	0.0011	
0	Normal Voltage	0.0019	
-10	Normal Voltage	0.0029	
-20	Normal Voltage	0.0032	
-30	Normal Voltage	0.0021	
20	Maximum Voltage	0.0023	
20	Normal Voltage	0.0000	
20	Battery End Point	0.0015	

**Note:**

1. Normal Voltage = 3.7V. ; Battery End Point (BEP) = 3.4 V. ; Maximum Voltage =4.2 V
2. Note: The frequency fundamental emissions stay within the authorized frequency block based on the frequency deviation measured is small.



## Appendix B. Test Results of Radiated Test

### EIRP

LTE Band 2 / 1.4MHz (Average)							
Channel	Modulation	RB		Horizontal		Vertical	
		Size	Offset	EIRP(dBm)	EIRP(W)	EIRP(dBm)	EIRP(W)
Lowest	QPSK	3	0	22.03	0.1594	22.34	0.1715
Middle		3	0	22.39	0.1736	22.32	0.1705
Highest		3	0	22.96	0.1978	22.85	0.1929
Lowest	16QAM	1	5	20.73	0.1184	21.08	0.1281
Middle		1	3	20.96	0.1249	21.05	0.1275
Highest		1	0	21.83	0.1524	21.83	0.1524
Limit	EIRP < 2W			Result		PASS	

LTE Band 2 / 3MHz (Average)							
Channel	Modulation	RB		Horizontal		Vertical	
		Size	Offset	EIRP(dBm)	EIRP(W)	EIRP(dBm)	EIRP(W)
Lowest	QPSK	1	0	21.74	0.1494	22.09	0.1619
Middle		1	8	22.15	0.1640	22.11	0.1625
Highest		1	8	22.79	0.1902	22.70	0.1862
Lowest	16QAM	1	8	20.65	0.1161	20.99	0.1257
Middle		1	0	20.97	0.1251	21.02	0.1264
Highest		1	0	21.72	0.1485	21.74	0.1494
Limit	EIRP < 2W			Result		PASS	



LTE Band 2 / 5MHz (Average)							
Channel	Modulation	RB		Horizontal		Vertical	
		Size	Offset	EIRP(dBm)	EIRP(W)	EIRP(dBm)	EIRP(W)
Lowest	QPSK	1	12	21.68	0.1473	22.05	0.1602
Middle		1	0	22.18	0.1654	22.12	0.1628
Highest		1	0	22.70	0.1863	22.65	0.1842
Lowest	16QAM	1	12	20.73	0.1184	21.11	0.1292
Middle		1	0	21.03	0.1269	21.09	0.1284
Highest		1	0	21.77	0.1504	21.82	0.1521
Limit	EIRP < 2W			Result		PASS	





LTE Band 2 / 10MHz (Average)							
Channel	Modulation	RB		Horizontal		Vertical	
		Size	Offset	EIRP(dBm)	EIRP(W)	EIRP(dBm)	EIRP(W)
Lowest	QPSK	1	0	21.73	0.1489	22.04	0.1598
Middle		1	0	21.92	0.1556	21.88	0.1541
Highest		1	0	21.93	0.1559	22.16	0.1645
Lowest	16QAM	1	25	20.89	0.1229	21.12	0.1295
Middle		1	0	21.05	0.1275	21.07	0.1279
Highest		1	0	21.31	0.1353	21.55	0.1429
Limit	EIRP < 2W			Result		PASS	

LTE Band 2 / 15MHz (Average)							
Channel	Modulation	RB		Horizontal		Vertical	
		Size	Offset	EIRP(dBm)	EIRP(W)	EIRP(dBm)	EIRP(W)
Lowest	QPSK	1	0	21.66	0.1466	21.98	0.1578
Middle		1	0	21.91	0.1554	22.01	0.1589
Highest		1	0	21.74	0.1494	21.87	0.1538
Lowest	16QAM	1	37	21.01	0.1261	21.20	0.1319
Middle		1	0	21.03	0.1267	21.19	0.1314
Highest		1	0	21.35	0.1364	21.49	0.1411
Limit	EIRP < 2W			Result		PASS	

LTE Band 2 / 20MHz (Average)							
Channel	Modulation	RB		Horizontal		Vertical	
		Size	Offset	EIRP(dBm)	EIRP(W)	EIRP(dBm)	EIRP(W)
Lowest	QPSK	1	0	21.59	0.1441	21.93	0.1559
Middle		1	0	22.04	0.1601	22.08	0.1615
Highest		1	0	21.80	0.1512	21.99	0.1580
Lowest	16QAM	1	0	20.81	0.1206	21.13	0.1296
Middle		1	0	21.01	0.1261	21.15	0.1303
Highest		1	0	21.26	0.1336	21.56	0.1433
Limit	EIRP < 2W			Result		PASS	



LTE Band 4 / 1.4MHz (Average)							
Channel	Modulation	RB		Horizontal		Vertical	
		Size	Offset	EIRP(dBm)	EIRP(W)	EIRP(dBm)	EIRP(W)
Lowest	QPSK	3	3	20.69	0.1171	20.65	0.1162
Middle		3	3	21.18	0.1312	21.55	0.1428
Highest		3	0	21.48	0.1406	21.91	0.1553
Lowest	16QAM	3	0	19.69	0.0932	19.77	0.0949
Middle		3	3	20.07	0.1015	20.34	0.1081
Highest		1	3	20.34	0.1083	20.70	0.1175
Limit	EIRP < 1W			Result		PASS	

LTE Band 4 / 3MHz (Average)							
Channel	Modulation	RB		Horizontal		Vertical	
		Size	Offset	EIRP(dBm)	EIRP(W)	EIRP(dBm)	EIRP(W)
Lowest	QPSK	1	0	20.45	0.1108	20.59	0.1145
Middle		1	0	20.82	0.1209	21.08	0.1283
Highest		1	0	21.31	0.1353	21.61	0.1450
Lowest	16QAM	1	8	19.58	0.0907	19.73	0.0939
Middle		1	8	20.05	0.1013	20.29	0.1068
Highest		1	8	20.48	0.1117	20.77	0.1194
Limit	EIRP < 1W			Result		PASS	

LTE Band 4 / 5MHz (Average)							
Channel	Modulation	RB		Horizontal		Vertical	
		Size	Offset	EIRP(dBm)	EIRP(W)	EIRP(dBm)	EIRP(W)
Lowest	QPSK	1	12	20.93	0.1239	20.63	0.1156
Middle		1	24	21.01	0.1262	21.22	0.1324
Highest		1	0	21.36	0.1369	21.67	0.1471
Lowest	16QAM	1	12	19.75	0.0944	19.80	0.0955
Middle		1	24	20.32	0.1076	20.16	0.1038
Highest		1	0	20.34	0.1083	20.55	0.1136
Limit	EIRP < 1W			Result		PASS	



LTE Band 4/ 10MHz (Average)							
Channel	Modulation	RB		Horizontal		Vertical	
		Size	Offset	EIRP(dBm)	EIRP(W)	EIRP(dBm)	EIRP(W)
Lowest	QPSK	1	0	20.66	0.1165	20.81	0.1206
Middle		1	0	21.21	0.1323	21.43	0.1391
Highest		1	0	21.25	0.1334	21.62	0.1452
Lowest	16QAM	1	0	19.79	0.0953	19.85	0.0966
Middle		1	0	19.89	0.0975	20.13	0.1030
Highest		1	0	20.35	0.1083	20.50	0.1123
Limit	EIRP < 1W			Result		PASS	

LTE Band 4 / 15MHz (Average)							
Channel	Modulation	RB		Horizontal		Vertical	
		Size	Offset	EIRP(dBm)	EIRP(W)	EIRP(dBm)	EIRP(W)
Lowest	QPSK	1	37	20.72	0.1179	20.95	0.1244
Middle		1	0	20.85	0.1215	21.11	0.1291
Highest		1	0	21.09	0.1286	21.47	0.1402
Lowest	16QAM	1	37	19.80	0.0954	19.93	0.0984
Middle		1	0	19.87	0.0971	20.10	0.1024
Highest		1	0	20.21	0.1050	20.39	0.1094
Limit	EIRP < 1W			Result		PASS	

LTE Band 4 / 20MHz (Average)							
Channel	Modulation	RB		Horizontal		Vertical	
		Size	Offset	EIRP(dBm)	EIRP(W)	EIRP(dBm)	EIRP(W)
Lowest	QPSK	1	0	20.94	0.1241	21.15	0.1303
Middle		1	0	21.09	0.1284	21.24	0.1332
Highest		1	0	21.01	0.1263	21.23	0.1328
Lowest	16QAM	1	99	19.97	0.0993	20.12	0.1028
Middle		1	0	20.31	0.1074	20.38	0.1091
Highest		1	0	20.36	0.1085	20.50	0.1121
Limit	EIRP < 1W			Result		PASS	



LTE Band 7 / 5MHz (Average)							
Channel	Modulation	RB		Horizontal		Vertical	
		Size	Offset	EIRP(dBm)	EIRP(W)	EIRP(dBm)	EIRP(W)
Lowest	QPSK	1	12	20.80	0.1202	20.73	0.1183
Middle		1	24	21.13	0.1298	20.74	0.1185
Highest		1	24	20.51	0.1125	20.13	0.1031
Lowest	16QAM	1	12	19.86	0.0967	19.78	0.0950
Middle		1	12	20.33	0.1080	19.91	0.0980
Highest		1	0	19.75	0.0945	19.34	0.0859
Limit	EIRP < 2W			Result		PASS	

LTE Band 7 / 10MHz (Average)							
Channel	Modulation	RB		Horizontal		Vertical	
		Size	Offset	EIRP(dBm)	EIRP(W)	EIRP(dBm)	EIRP(W)
Lowest	QPSK	1	49	20.72	0.1181	20.52	0.1128
Middle		1	49	20.78	0.1195	20.38	0.1091
Highest		1	49	20.24	0.1057	19.79	0.0952
Lowest	16QAM	1	49	19.86	0.0969	19.66	0.0925
Middle		1	49	20.02	0.1005	19.64	0.0921
Highest		1	49	19.74	0.0941	19.33	0.0856
Limit	EIRP < 2W			Result		PASS	



LTE Band 7 / 15MHz (Average)							
Channel	Modulation	RB		Horizontal		Vertical	
		Size	Offset	EIRP(dBm)	EIRP(W)	EIRP(dBm)	EIRP(W)
Lowest	QPSK	1	37	20.97	0.1249	20.90	0.1230
Middle		1	74	21.30	0.1349	20.91	0.1232
Highest		1	74	20.25	0.1060	19.84	0.0963
Lowest	16QAM	1	74	19.55	0.0901	19.37	0.0865
Middle		1	74	20.03	0.1008	19.59	0.0911
Highest		1	74	19.36	0.0863	18.92	0.0781
Limit	EIRP < 2W			Result		PASS	

LTE Band 7 / 20MHz (Average)							
Channel	Modulation	RB		Horizontal		Vertical	
		Size	Offset	EIRP(dBm)	EIRP(W)	EIRP(dBm)	EIRP(W)
Lowest	QPSK	1	99	20.84	0.1213	20.66	0.1165
Middle		1	99	21.01	0.1263	20.62	0.1152
Highest		1	99	20.20	0.1048	19.78	0.0952
Lowest	16QAM	1	99	19.64	0.0921	19.48	0.0886
Middle		1	99	19.90	0.0978	19.48	0.0887
Highest		1	99	19.27	0.0845	18.85	0.0768
Limit	EIRP < 2W			Result		PASS	



### Radiated Spurious Emission

LTE Band 2 / 1.4MHz / QPSK / RB Size 1 Offset 0									
Channel	Frequency ( MHz )	EIRP ( dBm )	Limit ( dBm )	Over Limit ( dB )	SPA Reading (dBm)	S.G. Power ( dBm )	TX Cable loss ( dB )	TX Antenna Gain (dBi)	Polarization (H/V)
Middle	3758.92	-53.51	-13	-40.51	-64.76	-65.24	0.87	12.60	H
	5638.38	-44.62	-13	-31.62	-60.50	-56.65	1.07	13.10	H
	7517.84	-49.11	-13	-36.11	-67.43	-58.72	1.69	11.30	H
	3758.92	-50.10	-13	-37.10	-62.57	-61.83	0.87	12.6	V
	5638.38	-45.18	-13	-32.18	-61.5	-57.21	1.07	13.1	V
	7517.84	-48.39	-13	-35.39	-66.61	-58.00	1.69	11.3	V

Remark: Spurious emissions within 30-1000MHz were found more than 20dB below limit line.

LTE Band 2 / 3MHz / QPSK / RB Size 1 Offset 0									
Channel	Frequency ( MHz )	EIRP ( dBm )	Limit ( dBm )	Over Limit ( dB )	SPA Reading (dBm)	S.G. Power ( dBm )	TX Cable loss ( dB )	TX Antenna Gain (dBi)	Polarization (H/V)
Middle	3757.3	-54.31	-13	-41.31	-65.56	-66.04	0.87	12.60	H
	5635.95	-45.20	-13	-32.20	-61.08	-57.23	1.07	13.10	H
	7514.6	-48.72	-13	-35.72	-67.04	-58.33	1.69	11.30	H
	3757.3	-50.16	-13	-37.16	-62.63	-61.89	0.87	12.6	V
	5635.95	-45.43	-13	-32.43	-61.75	-57.46	1.07	13.1	V
	7514.6	-49.02	-13	-36.02	-67.24	-58.63	1.69	11.3	V

Remark: Spurious emissions within 30-1000MHz were found more than 20dB below limit line.



LTE Band 2 / 5MHz / QPSK / RB Size 1 Offset 0									
Channel	Frequency ( MHz )	EIRP ( dBm )	Limit ( dBm )	Over Limit ( dB )	SPA Reading (dBm)	S.G. Power ( dBm )	TX Cable loss ( dB )	TX Antenna Gain (dBi)	Polarization (H/V)
Middle	3755.68	-54.39	-13	-41.39	-65.64	-66.12	0.87	12.60	H
	5633.52	-43.90	-13	-30.90	-59.78	-55.93	1.07	13.10	H
	7511.36	-49.03	-13	-36.03	-67.35	-58.64	1.69	11.30	H
	3755.68	-50.36	-13	-37.36	-62.83	-62.09	0.87	12.6	V
	5633.52	-45.01	-13	-32.01	-61.33	-57.04	1.07	13.1	V
	7511.36	-48.22	-13	-35.22	-66.44	-57.83	1.69	11.3	V

Remark: Spurious emissions within 30-1000MHz were found more than 20dB below limit line.

LTE Band 2 / 10MHz / QPSK / RB Size 1 Offset 0									
Channel	Frequency ( MHz )	EIRP ( dBm )	Limit ( dBm )	Over Limit ( dB )	SPA Reading (dBm)	S.G. Power ( dBm )	TX Cable loss ( dB )	TX Antenna Gain (dBi)	Polarization (H/V)
Middle	3751.18	-54.87	-13	-41.87	-66.12	-66.60	0.87	12.60	H
	5626.77	-44.96	-13	-31.96	-60.84	-56.99	1.07	13.10	H
	7502.36	-50.07	-13	-37.07	-68.39	-59.68	1.69	11.30	H
	3751.18	-50.17	-13	-37.17	-62.64	-61.90	0.87	12.6	V
	5626.77	-45.32	-13	-32.32	-61.64	-57.35	1.07	13.1	V
	7502.36	-49.48	-13	-36.48	-67.7	-59.09	1.69	11.3	V

Remark: Spurious emissions within 30-1000MHz were found more than 20dB below limit line.



LTE Band 2 / 15MHz / QPSK / RB Size 1 Offset 0									
Channel	Frequency ( MHz )	EIRP ( dBm )	Limit ( dBm )	Over Limit ( dB )	SPA Reading (dBm)	S.G. Power ( dBm )	TX Cable loss ( dB )	TX Antenna Gain (dBi)	Polarization (H/V)
Middle	3746.68	-53.68	-13	-40.68	-64.93	-65.41	0.87	12.60	H
	5620.02	-46.00	-13	-33.00	-61.88	-58.03	1.07	13.10	H
	7493.36	-49.35	-13	-36.35	-67.67	-58.96	1.69	11.30	H
	3746.68	-51.17	-13	-38.17	-63.64	-62.90	0.87	12.6	V
	5620.02	-46.32	-13	-33.32	-62.64	-58.35	1.07	13.1	V
	7493.36	-49.57	-13	-36.57	-67.79	-59.18	1.69	11.3	V

Remark: Spurious emissions within 30-1000MHz were found more than 20dB below limit line.

LTE Band 2 / 20MHz / QPSK / RB Size 1 Offset 0									
Channel	Frequency ( MHz )	EIRP ( dBm )	Limit ( dBm )	Over Limit ( dB )	SPA Reading (dBm)	S.G. Power ( dBm )	TX Cable loss ( dB )	TX Antenna Gain (dBi)	Polarization (H/V)
Middle	3742.18	-54.26	-13	-41.26	-65.51	-65.99	0.87	12.60	H
	5613.27	-46.79	-13	-33.79	-62.67	-58.82	1.07	13.10	H
	7484.36	-50.23	-13	-37.23	-68.55	-59.84	1.69	11.30	H
	3742.18	-50.95	-13	-37.95	-63.42	-62.68	0.87	12.6	V
	5613.27	-46.84	-13	-33.84	-63.16	-58.87	1.07	13.1	V
	7484.36	-49.38	-13	-36.38	-67.6	-58.99	1.69	11.3	V

Remark: Spurious emissions within 30-1000MHz were found more than 20dB below limit line.





LTE Band 4 / 1.4MHz / QPSK / RB Size 1 Offset 0									
Channel	Frequency ( MHz )	EIRP ( dBm )	Limit ( dBm )	Over Limit ( dB )	SPA Reading (dBm)	S.G. Power ( dBm )	TX Cable loss ( dB )	TX Antenna Gain (dBi)	Polarization (H/V)
Middle	3463.74	-53.78	-13	-40.78	-65.58	-65.53	0.85	12.60	H
	5195.61	-43.46	-13	-30.46	-59.33	-55.21	0.95	12.70	H
	6927.48	-53.04	-13	-40.04	-69.67	-63.56	1.18	11.70	H
	3463.74	-55.79	-13	-42.79	-66.02	-67.58	0.81	12.6	V
	5195.61	-48.98	-13	-35.98	-61.58	-60.73	0.95	12.7	V
	6927.48	-53.50	-13	-40.50	-70.68	-64.07	1.13	11.7	V

Remark: Spurious emissions within 30-1000MHz were found more than 20dB below limit line.

LTE Band 4 / 3MHz / QPSK / RB Size 1 Offset 0									
Channel	Frequency ( MHz )	EIRP ( dBm )	Limit ( dBm )	Over Limit ( dB )	SPA Reading (dBm)	S.G. Power ( dBm )	TX Cable loss ( dB )	TX Antenna Gain (dBi)	Polarization (H/V)
Middle	3462.3	-54.47	-13	-41.47	-66.27	-66.22	0.85	12.60	H
	5193.45	-45.85	-13	-32.85	-61.72	-57.60	0.95	12.70	H
	6924.6	-53.12	-13	-40.12	-69.75	-63.64	1.18	11.70	H
	3462.3	-56.31	-13	-43.31	-66.54	-68.10	0.81	12.6	V
	5193.45	-47.58	-13	-34.58	-60.18	-59.33	0.95	12.7	V
	6924.6	-53.63	-13	-40.63	-70.81	-64.20	1.13	11.7	V

Remark: Spurious emissions within 30-1000MHz were found more than 20dB below limit line.



LTE Band 4 / 5MHz / QPSK / RB Size 1 Offset 0									
Channel	Frequency ( MHz )	EIRP ( dBm )	Limit ( dBm )	Over Limit ( dB )	SPA Reading (dBm)	S.G. Power ( dBm )	TX Cable loss ( dB )	TX Antenna Gain (dBi)	Polarization (H/V)
Middle	3460.68	-53.73	-13	-40.73	-65.53	-65.48	0.85	12.60	H
	5191.02	-44.52	-13	-31.52	-60.39	-56.27	0.95	12.70	H
	6921.36	-53.65	-13	-40.65	-70.28	-64.17	1.18	11.70	H
	3460.68	-56.71	-13	-43.71	-66.94	-68.50	0.81	12.6	V
	5191.02	-49.56	-13	-36.56	-62.16	-61.31	0.95	12.7	V
	6921.36	-53.22	-13	-40.22	-70.4	-63.79	1.13	11.7	V

Remark: Spurious emissions within 30-1000MHz were found more than 20dB below limit line.

LTE Band 4 / 10MHz / QPSK / RB Size 1 Offset 0									
Channel	Frequency ( MHz )	EIRP ( dBm )	Limit ( dBm )	Over Limit ( dB )	SPA Reading (dBm)	S.G. Power ( dBm )	TX Cable loss ( dB )	TX Antenna Gain (dBi)	Polarization (H/V)
Middle	3456.18	-54.72	-13	-41.72	-66.52	-66.47	0.85	12.60	H
	5184.27	-46.01	-13	-33.01	-61.88	-57.76	0.95	12.70	H
	6912.36	-53.89	-13	-40.89	-70.52	-64.41	1.18	11.70	H
	3456.18	-55.91	-13	-42.91	-66.14	-67.70	0.81	12.6	V
	5184.27	-50.38	-13	-37.38	-62.98	-62.13	0.95	12.7	V
	6912.36	-53.45	-13	-40.45	-70.63	-64.02	1.13	11.7	V

Remark: Spurious emissions within 30-1000MHz were found more than 20dB below limit line.



LTE Band 4 / 15MHz / QPSK / RB Size 1 Offset 0									
Channel	Frequency ( MHz )	EIRP ( dBm )	Limit ( dBm )	Over Limit ( dB )	SPA Reading (dBm)	S.G. Power ( dBm )	TX Cable loss ( dB )	TX Antenna Gain (dBi)	Polarization (H/V)
Middle	3451.68	-51.81	-13	-38.81	-63.61	-63.56	0.85	12.60	H
	5177.52	-46.55	-13	-33.55	-62.42	-58.30	0.95	12.70	H
	6903.36	-51.83	-13	-38.83	-68.46	-62.35	1.18	11.70	H
	3451.68	-55.82	-13	-42.82	-66.05	-67.61	0.81	12.6	V
	5177.52	-48.09	-13	-35.09	-60.69	-59.84	0.95	12.7	V
	6903.36	-51.29	-13	-38.29	-68.47	-61.86	1.13	11.7	V

Remark: Spurious emissions within 30-1000MHz were found more than 20dB below limit line.

LTE Band 4 / 20MHz / QPSK / RB Size 1 Offset 0									
Channel	Frequency ( MHz )	EIRP ( dBm )	Limit ( dBm )	Over Limit ( dB )	SPA Reading (dBm)	S.G. Power ( dBm )	TX Cable loss ( dB )	TX Antenna Gain (dBi)	Polarization (H/V)
Middle	3447.18	-52.47	-13	-39.47	-64.27	-64.22	0.85	12.60	H
	5170.77	-45.23	-13	-32.23	-61.10	-56.98	0.95	12.70	H
	6894.36	-52.05	-13	-39.05	-68.68	-62.57	1.18	11.70	H
	3447.18	-54.24	-13	-41.24	-64.47	-66.03	0.81	12.6	V
	5170.77	-48.03	-13	-35.03	-60.63	-59.78	0.95	12.7	V
	6894.36	-51.63	-13	-38.63	-68.81	-62.20	1.13	11.7	V

Remark: Spurious emissions within 30-1000MHz were found more than 20dB below limit line.



LTE Band 7 / 5MHz / QPSK / RB Size 1 Offset 0									
Channel	Frequency ( MHz )	EIRP ( dBm )	Limit ( dBm )	Over Limit ( dB )	SPA Reading (dBm)	S.G. Power ( dBm )	TX Cable loss ( dB )	TX Antenna Gain (dBi)	Polarization (H/V)
Middle	5065.68	-51.23	-25	-26.23	-66.11	-62.98	0.95	12.70	H
	7598.52	-40.88	-25	-15.88	-61.97	-51.40	1.18	11.70	H
	10131.36	-43.92	-25	-18.92	-69.10	-54.57	1.45	12.10	H
	5065.68	-50.10	-25	-25.10	-65.23	-61.85	0.95	12.70	V
	7598.52	-34.94	-25	-9.94	-55.71	-45.46	1.18	11.70	V
	10131.36	-46.57	-25	-21.57	-69.43	-57.22	1.45	12.10	V

Remark: Spurious emissions within 30-1000MHz were found more than 20dB below limit line.

LTE Band 7 / 10MHz / QPSK / RB Size 1 Offset 0									
Channel	Frequency ( MHz )	EIRP ( dBm )	Limit ( dBm )	Over Limit ( dB )	SPA Reading (dBm)	S.G. Power ( dBm )	TX Cable loss ( dB )	TX Antenna Gain (dBi)	Polarization (H/V)
Middle	5061.18	-50.91	-25	-25.91	-65.79	-62.66	0.95	12.70	H
	7591.77	-41.53	-25	-16.53	-62.62	-52.05	1.18	11.70	H
	10122.36	-43.70	-25	-18.70	-68.88	-54.35	1.45	12.10	H
	5061.18	-50.26	-25	-25.26	-65.39	-62.01	0.95	12.70	V
	7591.77	-35.90	-25	-10.90	-56.65	-46.42	1.18	11.70	V
	10122.36	-46.89	-25	-21.89	-69.75	-57.54	1.45	12.10	V

Remark: Spurious emissions within 30-1000MHz were found more than 20dB below limit line.



LTE Band 7 / 15MHz / QPSK / RB Size 1 Offset 0									
Channel	Frequency ( MHz )	EIRP ( dBm )	Limit ( dBm )	Over Limit ( dB )	SPA Reading (dBm)	S.G. Power ( dBm )	TX Cable loss ( dB )	TX Antenna Gain (dBi)	Polarization (H/V)
Middle	5056.68	-52.08	-25	-27.08	-66.96	-63.83	0.95	12.70	H
	7585.02	-41.11	-25	-16.11	-62.20	-51.63	1.18	11.70	H
	10113.00	-44.67	-25	-19.67	-69.85	-55.32	1.45	12.10	H
	5056.68	-50.02	-25	-25.02	-65.15	-61.77	0.95	12.70	V
	7585.02	-35.94	-25	-10.94	-56.69	-46.46	1.18	11.70	V
	10113	-46.86	-25	-21.86	-69.72	-57.51	1.45	12.10	V

Remark: Spurious emissions within 30-1000MHz were found more than 20dB below limit line.

LTE Band 7 / 20MHz / QPSK / RB Size 1 Offset 0									
Channel	Frequency ( MHz )	EIRP ( dBm )	Limit ( dBm )	Over Limit ( dB )	SPA Reading (dBm)	S.G. Power ( dBm )	TX Cable loss ( dB )	TX Antenna Gain (dBi)	Polarization (H/V)
Middle	5052.18	-51.46	-25	-26.46	-66.34	-63.21	0.95	12.70	H
	7578.27	-40.41	-25	-15.41	-61.50	-50.93	1.18	11.70	H
	10104.36	-44.43	-25	-19.43	-69.61	-55.08	1.45	12.10	H
	5052.18	-50.44	-25	-25.44	-65.57	-62.19	0.95	12.70	V
	7578.27	-35.68	-25	-10.68	-56.43	-46.20	1.18	11.70	V
	10104.36	-46.83	-25	-21.83	-69.69	-57.48	1.45	12.10	V

Remark: Spurious emissions within 30-1000MHz were found more than 20dB below limit line.