



Test report No:  
 NIE: 63185REM.069A1

## Test report

### FCC Rules and Regulations CFR 47, Part 15, Subpart B (10-1-19 Edition) & ICES-003 Issue 6 (Updated 2019-04)

(*) Identification of item tested	Headunit with radio and bluetooth
(*) Trademark	Panasonic
(*) Model and /or type reference tested	MIB3E_MQB37w_BT
Other identification of the product	PN: 5FA.035.875 HW Version: X05 SW Version: X765 FCC ID: WUQ-MIB3VBT IC: 216R-MIB3VBT
(*) Features	Bluetooth, FM, AM, DAB, USB
Manufacturer	PANASONIC AUTOMOTIVE SYSTEMS EUROPE GMBH Robert Bosch Str. 27-29 63225 Langen, GERMANY
Test method requested, standard	FCC CFR 47, Part 15, Subpart B (10-1-19 Edition) & ICES-003 Issue 6 (Updated 2019-04)
Summary	IN COMPLIANCE
Approved by (name / position & signature)	Rafael López EMC Consumer & RF Lab. Manager
Date of issue	2020-12-02
Report template No	FDT08_22 (*) "Data provided by the client"

## Index

Competences and guarantees .....	3
General conditions .....	3
Uncertainty.....	3
Data provided by the client .....	3
Usage of samples .....	4
Test sample description.....	4
Identification of the client .....	6
Testing period and place .....	6
Document history .....	6
Environmental conditions .....	7
Remarks and comments.....	8
Testing verdicts.....	8
List of equipment used during the test.....	8
Summary .....	8
Appendix A: Test results.....	10

## Competences and guarantees

---

DEKRA Testing and Certification is a testing laboratory accredited by the National Accreditation Body (ENAC - Entidad Nacional de Acreditación), to perform the tests indicated in the Certificate No. 51/LE 147.

In order to assure the traceability to other national and international laboratories, DEKRA Testing and Certification has a calibration and maintenance program for its measurement equipment.

DEKRA Testing and Certification guarantees the reliability of the data presented in this report, which is the result of the measurements and the tests performed to the item under test on the date and under the conditions stated on the report and, it is based on the knowledge and technical facilities available at DEKRA Testing and Certification at the time of performance of the test.

DEKRA Testing and Certification is liable to the client for the maintenance of the confidentiality of all information related to the item under test and the results of the test.

The results presented in this Test Report apply only to the particular item under test established in this document.

**IMPORTANT:** No parts of this report may be reproduced or quoted out of context, in any form or by any means, except in full, without the previous written permission of DEKRA Testing and Certification.

## General conditions

---

1. This report is only referred to the item that has undergone the test.
2. This report does not constitute or imply on its own an approval of the product by the Certification Bodies or competent Authorities.
3. This document is only valid if complete; no partial reproduction can be made without previous written permission of DEKRA Testing and Certification.
4. This test report cannot be used partially or in full for publicity and/or promotional purposes without previous written permission of DEKRA Testing and Certification and the Accreditation Bodies.

## Uncertainty

---

Uncertainty (factor  $k=2$ ) was calculated according to the DEKRA Testing and Certification internal document PODT000.

The total uncertainty of the measurement system for the measured radio disturbance characteristics of EUT from 30 MHz to 1000 MHz is  $I = \pm 4,9$  dB for quasi-peak measurements,  $I = \pm 4,6$  dB for peak measurements ( $k = 2$ )

The total uncertainty of the measurement system for the measured radio disturbance characteristics of EUT from 1000 MHz to 12.75 GHz is  $I = \pm 2,6$  dB for peaks and average measurements ( $k = 2$ )

## Data provided by the client

---

The following data has been provided by the client:

1. Information relating to the description of the sample ("Identification of the item tested", "Trademark", "Model and/or type reference tested").

The sample consists of an automotive head unit to be installed in cars with the following features: Bluetooth, FM, AM, DAB, USB.

DEKRA Testing and Certification S.A.U. declines any responsibility with respect to the information provided by the client and that may affect the validity of results.

## Usage of samples

---

Samples under test have been selected by: The client.

**Sample S/01** is composed by the following elements:

Control N°	Description	Model	Serial N°	Date of reception
63185/012	Headunit with radio and bluetooth	MIB3E_MQB37w _BT	PM6- 00106.12.19413F0316	2020-08-12

Auxiliary elements used with the sample S/01:

Control N°	Description	Model	Serial N°	Date of reception
63185/010	Cable	---	---	2020-07-09
63185/011	Connection box	---	---	2020-07-09
51929B/450	Harness	---	---	2019-02-26

## Test sample description

Ports..... :	Port name and description	Cable				
		Specified length [m]	Attached during test	Shielded		
	--		<input type="checkbox"/>	<input type="checkbox"/>		
			<input type="checkbox"/>	<input type="checkbox"/>		
Supplementary information to the ports..... :						
Rated power supply .....	Voltage and Frequency	Reference poles				
		L1	L2	L3	N	PE
	<input type="checkbox"/> AC:	<input type="checkbox"/>	<input type="checkbox"/>	<input type="checkbox"/>	<input type="checkbox"/>	<input type="checkbox"/>
<input checked="" type="checkbox"/> DC: 12Vdc						
Rated Power .....	--					
Clock frequencies .....	--					
Other parameters..... :	PN: 5FA.035.875 FCC ID: WUQ-MIB3VBT IC: 216R-MIB3VBT					
Software version .....	X765					
Hardware version..... :	X05					
Dimensions in cm (W x H x D).... :	--					
Mounting position..... :	<input type="checkbox"/>	Table top equipment				
	<input type="checkbox"/>	Wall/Ceiling mounted equipment				
	<input type="checkbox"/>	Floor standing equipment				
	<input type="checkbox"/>	Hand-held equipment				
	<input checked="" type="checkbox"/>	Other: Automotive head unit				
Modules/parts .....	Module/parts of test item		Type	Manufacturer		
	--					
Accessories (not part of the test item) .....	Description		Type	Manufacturer		
	--					
Documents as provided by the applicant..... :	Description		File name	Issue date		
	--					

Copy of marking plate:



## Identification of the client

PANASONIC AUTOMOTIVE SYSTEMS EUROPE GMBH  
 Robert Bosch Str. 27-29  
 63225 Langen, GERMANY

## Testing period and place

Test Location	DEKRA Testing and Certification S.A.U.
Date (start)	2020-07-17
Date (finish)	2020-07-17

## Document history

Report number	Date	Description
63185REM.069	2020-11-26	First release
63185REM.069A1	2020-12-02	The FM reception mode is considered in the definition of the operation modes under test.

## Environmental conditions

---

In the control chamber, the following limits were not exceeded during the test:

<b>Temperature</b>	Min. = 15 °C Max. = 35 °C
<b>Relative humidity</b>	Min. = 30 % Max. = 75 %
<b>Air pressure</b>	Min. = 860 mbar Max. = 1060 mbar

In the semianechoic chamber, the following limits were not exceeded during the test.

<b>Temperature</b>	Min. = 15 °C Max. = 35 °C
<b>Relative humidity</b>	Min. = 30 % Max. = 75 %
<b>Air pressure</b>	Min. = 860 mbar Max. = 1060 mbar

In the chamber for conducted measurements, the following limits were not exceeded during the test:

<b>Temperature</b>	Min. = 15 °C Max. = 35 °C
<b>Relative humidity</b>	Min. = 30 % Max. = 60 %
<b>Air pressure</b>	Min. = 860 mbar Max. = 1060 mbar

## Remarks and comments

The test have been performed by the technical personnel: Daniel Mejias.

## Testing verdicts

Not applicable :	N/A
Pass :	P
Fail :	F
Not measured :	N/M

## List of equipment used during the test

Control Number	Description	Model	Manufacturer	Next Calibration
2942	EMI TEST RECEIVER 20Hz-40GHz	ESU40	ROHDE AND SCHWARZ	2021-09-17
4523	EMI TEST RECEIVER 20Hz-26.5GHz	ESU26	ROHDE AND SCHWARZ	2022-05-27
4612	HORN ANTENNA 1-18GHz	BBHA 9120 D	SCHWARZBECK MESS-ELEKTRONIK	2021-06-14
5641	HYBRID BILOG ANTENNA 30MHz-6GHz	3142E	ETS LINDGREN	2021-07-31
6064	SEMIANECHOIC ABSORBER LINED CHAMBER III	SAC-3	Frankonia	---
6126	ETHERNET TEMPERATURE AND HUMIDITY LOGGER	HWg-STE	HW GROUP	2021-04-17
6132	ETHERNET TEMPERATURE AND HUMIDITY LOGGER	HWg-STE	HW GROUP	2021-04-20
6195	PRE-AMPLIFIER G>55dB 1-18GHz	AMF-7D-01001800-22-10P	NARDA	2021-05-19
6329	SHIELDED ROOM		FRANKONIA	---



## Summary

---

Emission Test		
Requirement – Test case	Verdict	Remark
Radiated emission test (30 MHz – 1000 MHz)	Pass	--
Radiated emission test (1 GHz – 12.75 GHz)	Pass	See 1
Conducted emission test (150 kHz to 30 MHz)	N/A	See 2
<u>Supplementary information and remarks:</u> 1) Range: $f > 12.75$ GHz. Test required only to the 5th harmonics of the maximum internal work frequency in the EUT. 2) The test is not applicable, not required by the standard. Equipment powered by DC		

## Appendix A: Test results

## Appendix A content

DESCRIPTION OF THE OPERATION MODES .....	12
RADIATED EMISSION. ELECTROMAGNETIC FIELD MEASURE .....	13

## DESCRIPTION OF THE OPERATION MODES

---

The operation modes described in this paragraph constitute a functionality of the sample under test for itself. The operation modes used by the samples to which the present report refers, are shown in the following table:

OPERATION MODE	DESCRIPTION
OM#01	EUT ON. Bluetooth OFF. USB transferring data (music input). Display showing the playlist. Power supply: 12Vdc.
OM#02	EUT ON. Bluetooth OFF. FM in reception mode. Display showing the radio station information. Power supply: 12Vdc.

After a preview, it is determined that the work case operation mode is OM#01. The complete results for this mode are included in this report.

## RADIATED EMISSION. ELECTROMAGNETIC FIELD MEASURE

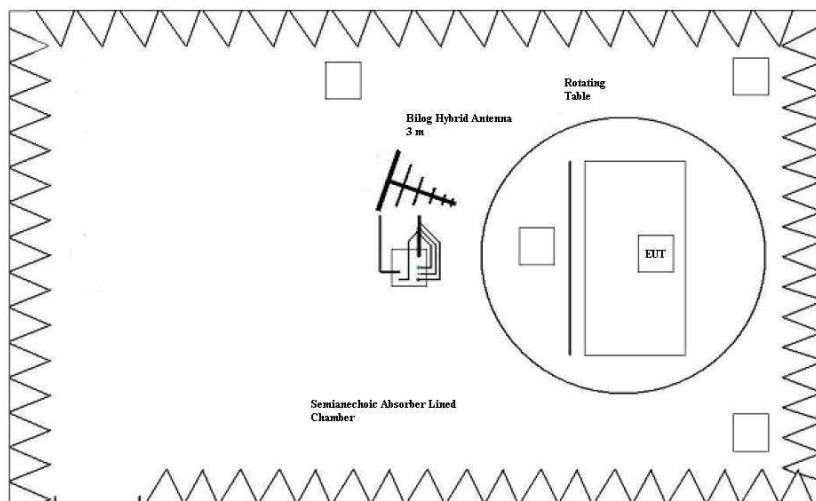
<b>LIMITS:</b>	Product standard:	FCC CFR 47, Part 15, Subpart B (10-1-19 Edition) & ICES-003 Issue 6 (Updated 2019-04)
	Test standard:	FCC CFR 47, Part 15, Subpart B (10-1-19 Edition) & ICES-003 Issue 6 (Updated 2019-04)

### Limits of interference Class B

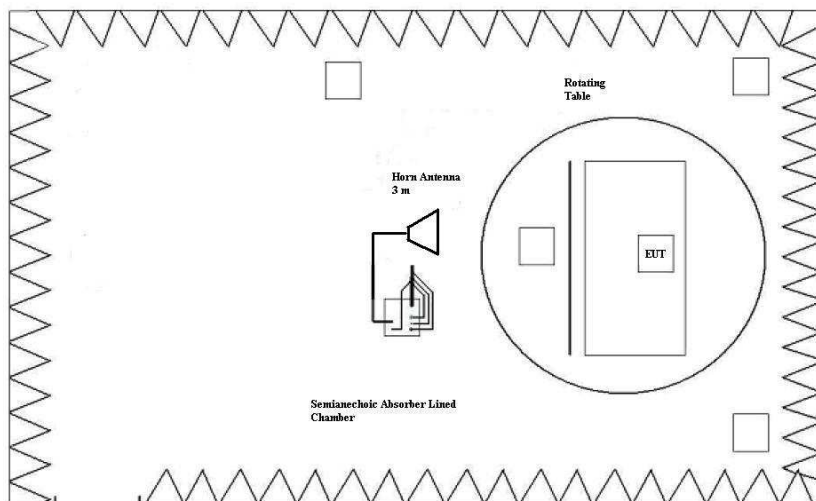
The applied limit for radiated emissions, 3 m distance, according with the requirements of FCC Rules and Regulations 47 CFR Part 15, Subpart B (10-1-19 Edition), Secs. 15.109 & ICES-003 (Updated April 2019) in the frequency range 30 MHz to 12,75 GHz for class B equipment.

Frequency range (MHz)	QP* Limit for 3 m		PK Limit for 3 m
	( $\mu\text{V/m}$ )	( $\text{dB}\mu\text{V/m}$ )	( $\text{dB}\mu\text{V/m}$ )
30 to 88	100	40	---
88 to 216	150	43.5	---
216 to 960	200	46	---
Above 960	500	54	74

\*Above 1GHz, the limit is defined for an AVG detector.



Setup for measurements < 1GHz.



Setup for measurements > 1GHz.

<b>TESTED SAMPLE:</b>	S/01
<b>TESTED OPERATION MODES:</b>	OM#01
<b>TEST RESULTS:</b>	CRmmnnRRPP: CR, Radiated Condition; mm: Sample number; nn: Operation mode; RR: Range; PP: Polarization.

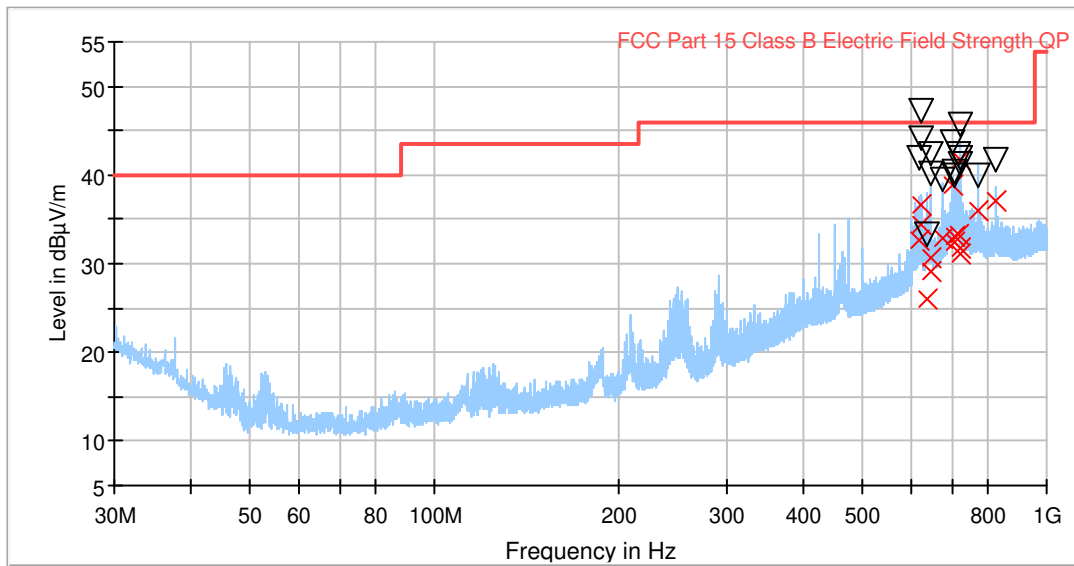
CRmmnnRRPP	Description	Result
CR0101LR	Range: 30 MHz - 1000 MHz.	P
CR0101HR1_HP	Range: 1 GHz – 12.75 GHz. Horizontal Polarization.	P
CR0101HR1_VP	Range: 1 GHz – 12.75 GHz. Vertical Polarization.	P

Note: Range:  $f > 12.75$  GHz. Test required only to the 5th harmonics of the maximum internal work frequency in the EUT.

**Radiated Emission. CR0101LR**

Project: 63185REM.069  
 Company: PANASONIC AUTOMOTIVE SYSTEMS EUROPE GMBH  
 Sample: S/01  
 Operation mode: OM#01  
 Description: EUT ON. Bluetooth OFF. USB transferring data (music input). Display showing the playlist. Power supply: 12Vdc.

**RE FCC Part 15 Class B**



— Peak Preview  
x QuasiPeak  
— FCC Part 15 Class B Electric Field Strength QF  
v MaxPeak

**Maximizations**

Frequency (MHz)	QuasiPeak (dBµV/m)	MaxPeak (dBµV/m)	Pol	Azimuth (deg)
619.840000	32.65	41.98	V	-157.0
623.246000	34.39	44.16	H	-95.0
624.029000	36.65	47.17	V	175.0
636.460000	26.00	33.42	H	76.0
647.486000	29.07	40.22	V	-33.0
648.669000	30.59	42.34	V	-17.0
675.071000	32.80	39.60	V	-11.0
700.007000	38.76	43.71	V	-20.0
704.490000	33.14	40.49	V	-14.0
707.944000	32.40	40.06	V	-7.0
715.249000	33.41	42.34	V	-2.0
720.452000	31.74	41.21	V	-16.0
722.467000	31.07	41.89	V	-3.0
724.993000	41.67	45.80	V	-13.0
775.014000	36.03	40.01	V	14.0
825.018000	37.00	41.79	V	29.0

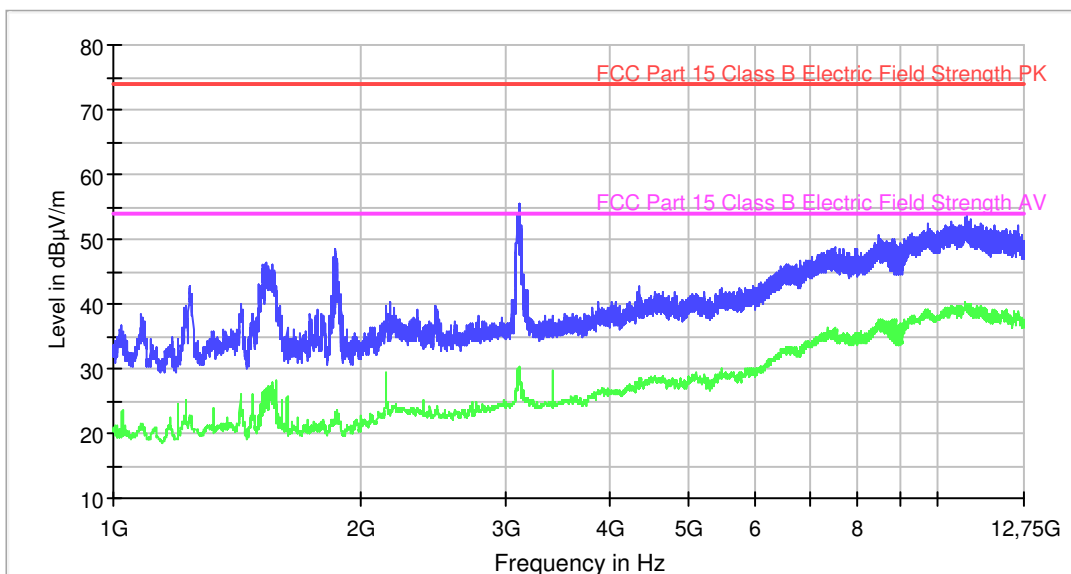




**Radiated Emission. CR0101HR1\_VP**

Project: 63185REM.069  
Company: PANASONIC AUTOMOTIVE SYSTEMS EUROPE GMBH  
Sample: S/01  
Operation mode: OM#01  
Description: EUT ON. Bluetooth OFF. USB transferring data (music input). Display showing the playlist. Power supply: 12Vdc. Vertical polarization

**RE FCC Part 15 Class B**



Average Scan                      Peak Scan  
FCC Part 15 Class B Electric Field Strength PK      FCC Part 15 Class B Electric Field Strength AV

**Subrange Maxima**

Frequency (MHz)	PK+_CLRWR (dBµV/m)	AVG_CLRWR (dBµV/m)
1859.200000	48.4	22.1
3120.800000	55.6	27.6
4360.800000	42.7	28.3
5486.000000	42.4	29.9
6830.800000	46.7	33.5
7509.200000	48.9	36.2
8500.000000	50.5	37.4
9744.400000	52.3	38.3
10881.600000	54.0	39.9
12569.600000	52.1	38.9