



Test report No:  
 NIE: 51929REM.014

## Test report

FCC Rules and Regulations CFR 47, Part 15, Subpart B  
 (10-1-16 Edition) & ICES-003 Issue 6 (January 2016,  
 Updated April 2017)

(*) Identification of item tested	Headunit with radio and bluetooth
(*) Trademark	Panasonic
(*) Model and /or type reference tested	MIB3E_MQB37w_BT
Other identification of the product	PN: 5H0.035.869 S/N: PM6-00108.01.19413F0054 HW Version: X85 SW Version: X645
(*) Features	Bluetooth, FM, AM, DAB, USB
Manufacturer	PANASONIC AUTOMOTIVE SYSTEMS EUROPE GMBH Robert Bosch Str. 27-29 63225, Langen, Germany
Test method requested, standard	FCC CFR 47, Part 15, Subpart B (10-1-16 Edition) & ICES-003 (Updated 04-2017)
Summary	IN COMPLIANCE
Approved by (name / position & signature)	Rafael López EMC Consumer & RF Lab. Manager
Date of issue	2019-09-06
Report template No	FDT08_22 (*) "Data provided by the client"

## Index

Competences and guarantees .....	3
General conditions .....	3
Uncertainty .....	3
Data provided by the client.....	4
Usage of samples .....	4
Test sample description .....	5
Identification of the client.....	6
Testing period and place.....	6
Document history .....	6
Environmental conditions .....	7
Remarks and comments .....	8
Testing verdicts.....	8
Summary .....	8
Appendix A: Test results .....	9

## Competences and guarantees

---

DEKRA Testing and Certification is a testing laboratory accredited by the National Accreditation Body (ENAC - Entidad Nacional de Acreditación), to perform the tests indicated in the Certificate No. 51/LE 147.

DEKRA Testing and Certification is a FCC recognized accredited testing laboratory with appropriate scope of accreditation that include testing performed in this test report, FCC designation number ES0004.

In order to assure the traceability to other national and international laboratories, DEKRA Testing and Certification has a calibration and maintenance program for its measurement equipment.

DEKRA Testing and Certification guarantees the reliability of the data presented in this report, which is the result of the measurements and the tests performed to the item under test on the date and under the conditions stated on the report and, it is based on the knowledge and technical facilities available at DEKRA Testing and Certification at the time of performance of the test.

DEKRA Testing and Certification is liable to the client for the maintenance of the confidentiality of all information related to the item under test and the results of the test.

The results presented in this Test Report apply only to the particular item under test established in this document.

**IMPORTANT:** No parts of this report may be reproduced or quoted out of context, in any form or by any means, except in full, without the previous written permission of DEKRA Testing and Certification.

## General conditions

---

1. This report is only referred to the item that has undergone the test.
2. This report does not constitute or imply on its own an approval of the product by the Certification Bodies or competent Authorities.
3. This document is only valid if complete; no partial reproduction can be made without previous written permission of DEKRA Testing and Certification.
4. This test report cannot be used partially or in full for publicity and/or promotional purposes without previous written permission of DEKRA Testing and Certification and the Accreditation Bodies.

## Uncertainty

---

Uncertainty (factor  $k=2$ ) was calculated according to the DEKRA Testing and Certification internal document PODT000.

The total uncertainty of the measurement system for the measured radio disturbance characteristics of EUT from 30 MHz to 1000 MHz is  $I = \pm 4,9$  dB for quasi-peak measurements,  $I = \pm 4,6$  dB for peak measurements ( $k = 2$ )

The total uncertainty of the measurement system for the measured radio disturbance characteristics of EUT from 1000 MHz to 17 GHz is  $I = \pm 2,6$  dB for peaks and average measurements ( $k = 2$ )

## Data provided by the client

The following data has been provided by the client:

1. Information relating to the description of the sample ("Identification of the item tested", "Trademark", "Model and/or type reference tested").
1. 2. The sample consists of an automotive head unit to be installed in cars with the following features: Bluetooth, FM, AM, DAB, USB.

DEKRA Testing and Certification S.A.U. declines any responsibility with respect to the information provided by the client and that may affect the validity of results.

## Usage of samples

Samples under test have been selected by: The client.

Sample S/01 is composed of the following elements:

Control Nº	Description	Model	Serial Nº	Date of reception
51929B/377	Headunit with radio and bluetooth	MIB3E_MQB37w_BT	PM6-00108.01.19413F0054	2019-02-21

Auxiliary elements used with the sample S/01:

Control Nº	Description	Model	Serial Nº	Date of reception
51929B/114	Antenna cable AM/FM	--	--	2018-12-10
51929B/115	Dummy AM/FM	--	--	2018-12-10
51929B/116	Dummy AM/FM	--	--	2018-12-10
51929B/117	USB module	--	--	2018-12-10
51929B/118	Fakra USB module	--	--	2018-12-10
51929B/119	Harness	--	--	2018-12-10

## Test sample description

Ports..... :	Port name and description		Cable				
			Specified length [m]	Attached during test	Shielded		
	Not provided data			<input type="checkbox"/>	<input type="checkbox"/>		
Supplymentary information to the ports..... :		Not provided data					
Rated power supply .....	Voltage and Frequency		Reference poles				
			L1	L2	L3	N	PE
	<input type="checkbox"/>	AC:	<input type="checkbox"/>	<input type="checkbox"/>	<input type="checkbox"/>	<input type="checkbox"/>	<input type="checkbox"/>
	<input type="checkbox"/>	AC:	<input type="checkbox"/>	<input type="checkbox"/>	<input type="checkbox"/>	<input type="checkbox"/>	<input type="checkbox"/>
	<input checked="" type="checkbox"/>	DC: 12Vdc					
<input type="checkbox"/>	DC:						
Rated Power .....	Not provided data						
Clock frequencies .....	Not provided data						
Other parameters..... :	FCC ID: WUQ-MIB3VBT IC: 216R- MIB3VBT						
Software version .....	X645						
Hardware version..... :	X85						
Dimensions in mm (W x H x D).... :	Not provided data						
Mounting position..... :	<input type="checkbox"/>	Table top equipment					
	<input type="checkbox"/>	Wall/Ceiling mounted equipment					
	<input type="checkbox"/>	Floor standing equipment					
	<input type="checkbox"/>	Hand-held equipment					
	<input checked="" type="checkbox"/>	Other: Vehicular environment equipment					
Modules/parts .....	Module/parts of test item		Type			Manufacturer	
	Not provided data						
Accessories (not part of the test item) .....	Description		Type			Manufacturer	
	Not provided data						
Documents as provided by the applicant..... :	Description		File name			Issue date	
	Not provided data						

## Identification of the client

---

PANASONIC AUTOMOTIVE SYSTEMS EUROPE GMBH  
Robert Bosch Str. 27-29  
63225, Langen, GERMANY

## Testing period and place

---

Test Location	DEKRA Testing and Certification S.A.U.
Date (start)	2019-07-04
Date (finish)	2019-07-25

## Document history

---

Report number	Date	Description
51929REM.014	2019-09-06	First release

## Environmental conditions

---

In the control chamber, the following limits were not exceeded during the test:

<b>Temperature</b>	Min. = 15 °C Max. = 35 °C
<b>Relative humidity</b>	Min. = 30 % Max. = 75 %
<b>Air pressure</b>	Min. = 860 mbar Max. = 1060 mbar

In the semianechoic chamber, the following limits were not exceeded during the test.

<b>Temperature</b>	Min. = 15 °C Max. = 35 °C
<b>Relative humidity</b>	Min. = 30 % Max. = 75 %
<b>Air pressure</b>	Min. = 860 mbar Max. = 1060 mbar

In the chamber for conducted measurements, the following limits were not exceeded during the test:

<b>Temperature</b>	Min. = 15 °C Max. = 35 °C
<b>Relative humidity</b>	Min. = 30 % Max. = 60 %
<b>Air pressure</b>	Min. = 860 mbar Max. = 1060 mbar

## Remarks and comments

The test have been performed by the technical personnel: Miguel López & Ismael Gamarro.

## Testing verdicts

Not applicable :	N/A
Pass :	P
Fail :	F
Not measured :	N/M

## Summary

Emission Test		
Requirement – Test case	Verdict	Remark
Radiated emission. Electromagnetic field measure (30 KHz – 1000 MHz)	P	---
Radiated emission. Electromagnetic field measure (1 GHz – 17 GHz)	P	---
Continuous conducted emission (150 kHz – 30 MHz)	N/A	(1)
<u>Supplymentary information and remarks:</u>		
(1) Equipment DC powered. Test applicable only in AC port.		

## List of the equipment used during the test

Control Number	Description	Model	Manufacturer	Next Calibration
4523	EMI TEST RECEIVER 20Hz-26.5GHz	ESU26	ROHDE AND SCHWARZ	2020-02-21
4612	HORN ANTENNA 1-18GHz	BBHA 9120 D	SCHWARZBECK MESS-ELEKTRONIK	2021-06-14
5641	HYBRID BILOG ANTENNA 30MHz-6GHz	3142E	ETS LINDGREN	2021-07-31
5705	PRE-AMPLIFIER G>40dB 1-18 GHz	BLMA 0118-1M	BONN ELEKTRONIK	2020-04-30
6126	ETHERNET TEMPERATURE AND HUMIDITY LOGGER	HWg-STE	HW GROUP	2020-04-03
6129	ETHERNET TEMPERATURE AND HUMIDITY LOGGER	HWg-STE	HW GROUP	2020-04-03
6132	ETHERNET TEMPERATURE AND HUMIDITY LOGGER	HWg-STE	HW GROUP	2020-04-05
6195	PRE-AMPLIFIER G>55dB 1-18GHz	AMF-7D-01001800-22-10P	NARDA	2020-02-21



## Appendix A: Test results

## APPENDIX A CONTENT

DESCRIPTION OF THE OPERATION MODES .....	11
RADIATED EMISSION. ELECTROMAGNETIC FIELD MEASURE .....	12

## DESCRIPTION OF THE OPERATION MODES

---

The operation modes used by the samples to which the present report refers, are shown in the following table:

OPERATION MODE	DESCRIPTION
OM#01	EUT ON. Bluetooth communication not established. Power supply: 12Vdc.

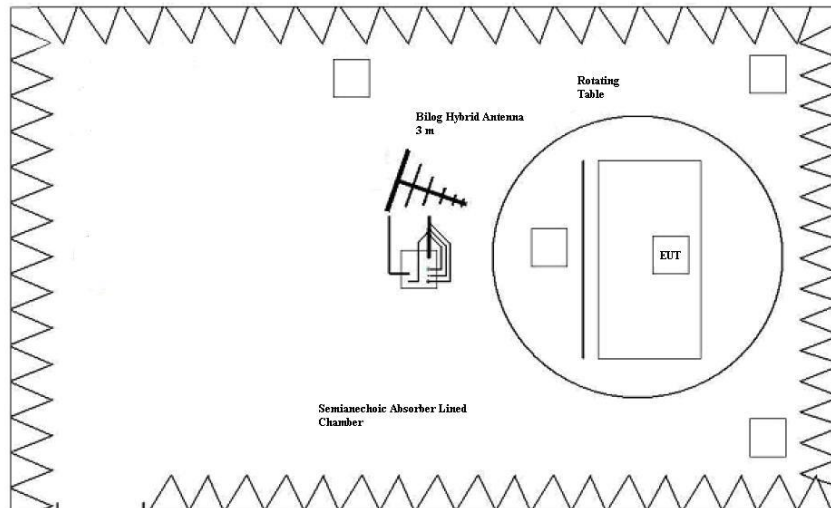
## RADIATED EMISSION. ELECTROMAGNETIC FIELD MEASURE

<b>LIMITS:</b>	Product standard:	FCC CFR 47, Part 15, Subpart B (10-1-16 Edition), Secs. 15.109; ICES-003 (January 2016, updated April 2017)
	Test standard:	FCC CFR 47, Part 15, Subpart B (10-1-16 Edition), Secs. 15.109; ICES-003 (January 2016, updated April 2017)

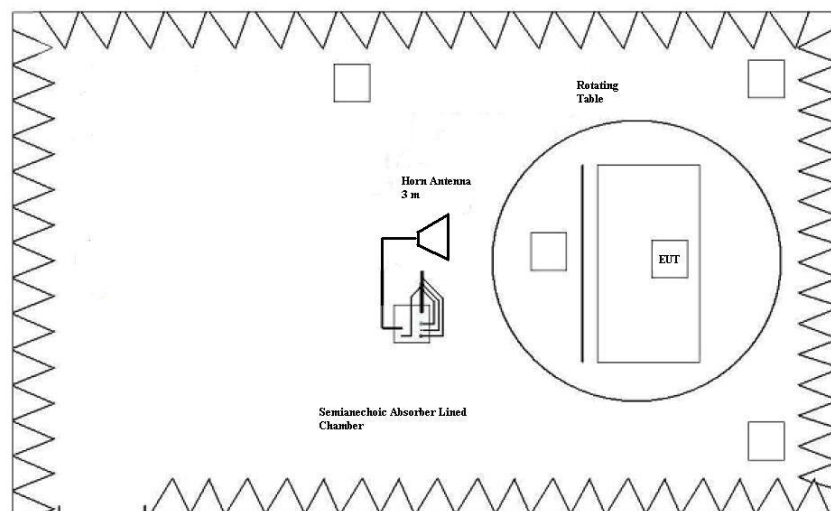
### Limits of interference Class B

The applied limit for radiated emissions, 3 m distance, according with the requirements of FCC Rules and Regulations 47 CFR Part 15, Subpart B (10-1-16 Edition), Secs. 15.109 & ICES-003 Issue 6 (Updated 04-2017) in the frequency range 30 MHz to 17 GHz for class B devices.

Frequency (MHz)	Field strength (microvolts/meter)	Measurement distance (meters)
0.009-0.490	2400/F(kHz)	300
0.490-1.705	24000/F(kHz)	30
1.705-30.0	30	30
30-88	100**	3
88-216	150**	3
216-960	200**	3
Above 960	500	3



Setup for measurements < 1GHz.



Setup for measurements > 1GHz.

S/01

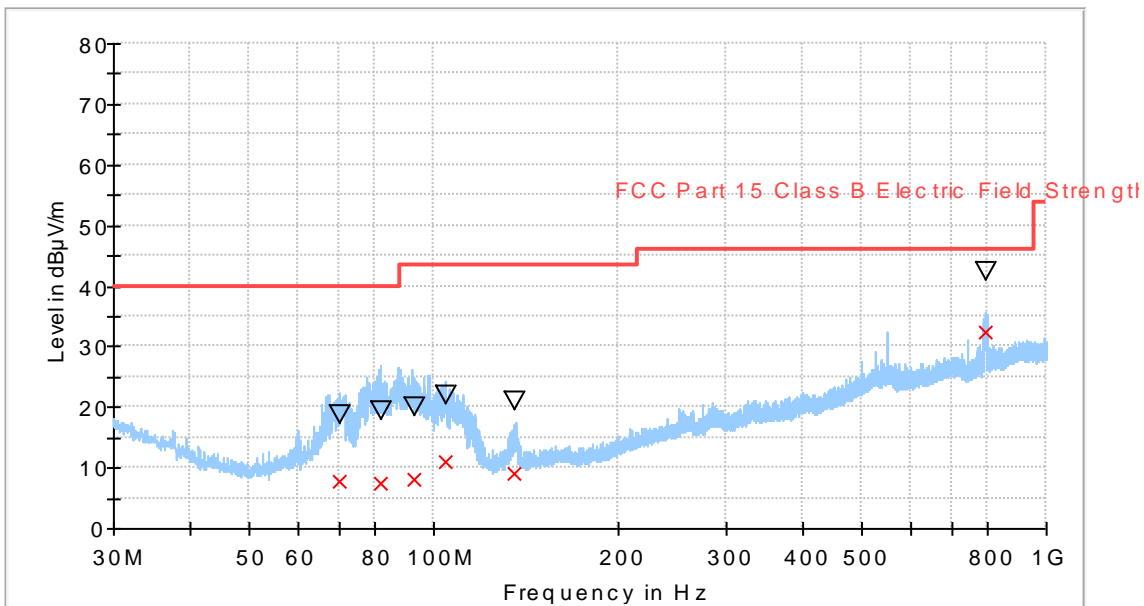
<b>TESTED SAMPLE:</b>	
<b>TESTED OPERATION MODES:</b>	OM#01
<b>TEST RESULTS:</b>	CRmmnnRRPP: CR, Radiated Condition; mm: Sample number; nn: Operation mode; RR: Range; PP: Polarization.

<b>CRmmnnRRPP</b>	<b>Description</b>	<b>Result</b>
CR0101LR	Range: 30 MHz - 1000 MHz.	P
CR0101HR1_HP	Range: 1 GHz - 17 GHz. Horizontal polarization.	P
CR0101HR1_VP	Range: 1 GHz - 17 GHz. Vertical polarization.	P

**Radiated Emission. CR0101LR**

Project: 51929REM.014  
 Company: PANASONIC AUTOMOTIVE SYSTEMS EUROPE GMBH  
 Sample: S/01  
 Operation mode: OM#01  
 Description: EUT ON. Bluetooth communication not established. Power supply: 12Vdc. Power supply: 12 Vdc.

**RE FCC Part 15 Class B**



— Peak Preview  
 × Quasi Peak  
 — FCC Part 15 Class B Electric Field Strength  
 ▽ FCC Part 15 Class B Electric Field Strength Peak

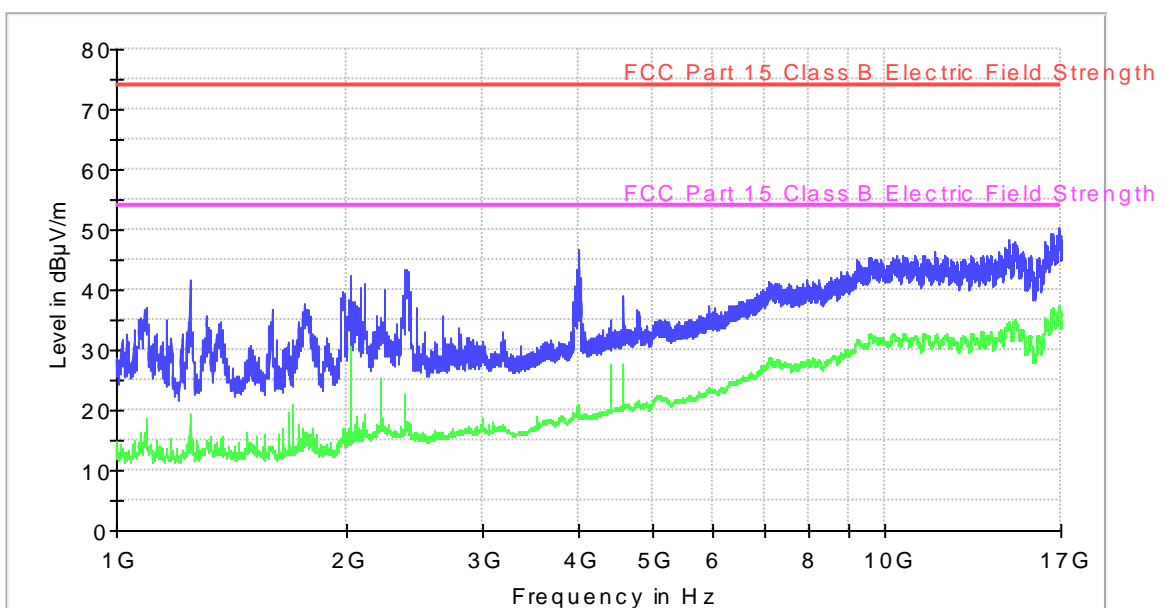
**Maximizations**

Frequency (MHz)	QuasiPeak (dBµV/m)	MaxPeak (dBµV/m)	Height (cm)	Pol	Azimuth (deg)
70.271000	7.64	18.83	115.0	V	-44.0
82.093000	7.54	19.48	139.0	V	54.0
92.592000	8.19	20.24	107.0	V	31.0
104.195000	11.11	22.02	107.0	V	-42.0
135.528000	9.08	21.10	121.0	V	-21.0
794.543000	32.54	42.40	130.0	H	159.0

## Radiated Emission. CR0101HR1\_HP

Project: 51929REM.014  
Company: PANASONIC AUTOMOTIVE SYSTEMS EUROPE GMBH  
Sample: S/01  
Operation mode: OM#01  
Description: EUT ON. Bluetooth communication not established.  
Power supply: 12 Vdc. Horizontal Polarization.

## RE FCC Part 15 Class B 1-17 GHz



— Average Scan — Peak Scan  
— FCC Part 15 Class B Electric Field Strength PK — FCC Part 15 Class B Electric Field Str

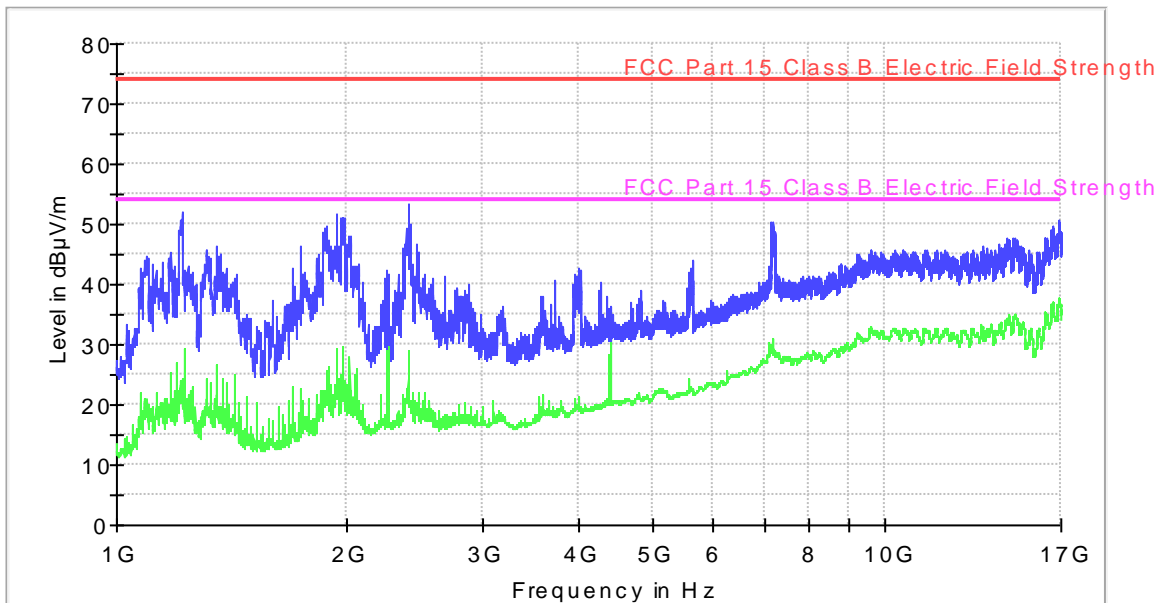
## Subrange Maxima

Frequency (MHz)	PK+ CLRWR (dBµV/m)	AVG CLRWR (dBµV/m)
1245.200000	41.7	18.4
2380.000000	43.4	22.5
3991.600000	46.6	19.6
4572.400000	39.0	20.5
10560.800000	45.7	31.9
16918.000000	50.3	37.3

**Radiated Emission. CR0101HR1\_VP**

Project: 51929REM.014  
 Company: PANASONIC AUTOMOTIVE SYSTEMS EUROPE GMBH  
 Sample: S/01  
 Operation mode: OM#01  
 Description: EUT ON. Bluetooth communication not established.  
 Power supply 12Vdc. Vertical Polarization.

**RE FCC Part 15 Class B 1-17 GHz**



— Average Scan      — Peak Scan  
— FCC Part 15 Class B Electric Field Strength PK — FCC Part 15 Class B Electric Field Str

**Subrange Maxima**

Frequency (MHz)	PK+ CLRWR (dBµV/m)	AVG CLRWR (dBµV/m)
1218.400000	51.9	21.5
2397.600000	53.2	29.1
4005.200000	42.6	19.3
5621.200000	44.1	22.4
7128.000000	50.4	29.2
16894.000000	50.6	37.5