



1. Antenna Specification/天线技术参数

1.1: Electrical Specification/电气特性

Freq.Range/频段范围 (MHz)	2400-2500
Impedance/阻抗 (Ω)	50
VSWR/驻波比	≤ 3
Directional/辐射方向	Omni directional
Polarization/极化方式	Linear
Gain/增益 (dBi)	2400-2500: 2.92

1.2: Mechanical Specification/机械指标

Material/材质	FPC
RF Cable Type/射频线型号	RF0.81
Connector Type/连接器类型	二代端子


1.3: Environmental Specification/环境指标

Operation temp/工作温度	-40 $^{\circ}$ C ~ +85 $^{\circ}$ C
Long-term storage temperature/长期储存温度	+19 $^{\circ}$ C ~ +23 $^{\circ}$ C



2. Antenna Picture and Installation Instructions/天线图片及安装说明

2.1: Antenna Picture/天线图片



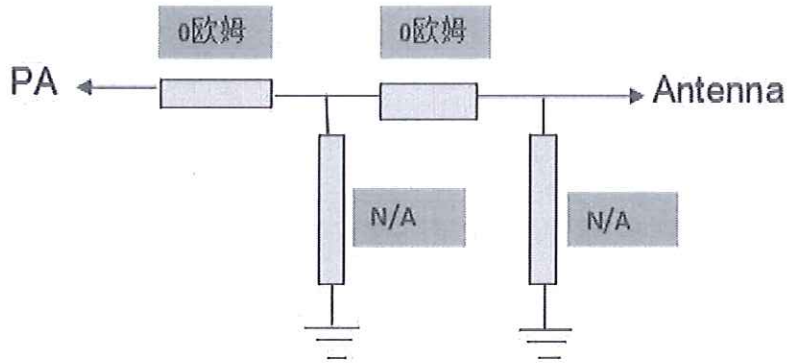
2.2 Installation Instructions/安装说明



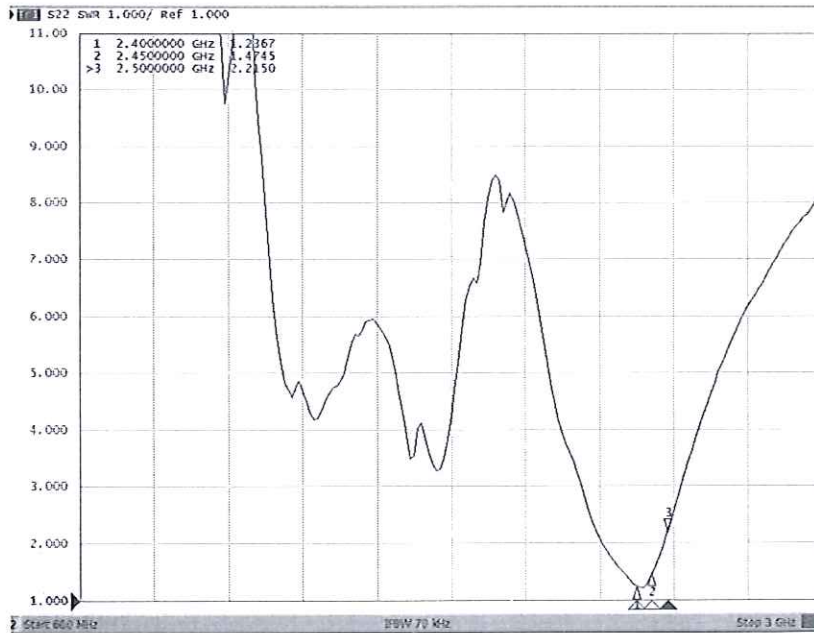


3. Test Report/测试报告

3.1: The matching circuits/匹配电路



3.2: VSWR 驻波图





3.3: Antenna efficiency and gain/天线效率与增益

Freq (MHz)	Effi (%)	Gain (dBi)
2400	57.96	2.41
2410	62.56	2.92
2420	54.98	2.4
2430	55.64	2.46
2440	52.58	2.25
2450	54.34	2.41
2460	50.75	2.27
2470	49.65	2.4
2480	44.08	2.01
2490	41.16	1.83
2500	43.06	2.12

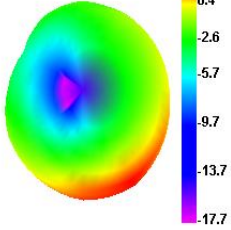
3.4: Active test data/有源测试数据

Band	Channel	TRP	TIS
		11g/6M	11g/54M
2.4G	Low	14	-68.52
	Mid	13.52	-68.14
	High	13.27	-67.58

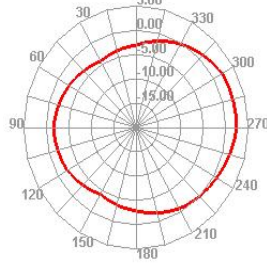


3.5: Directional diagram/方向图

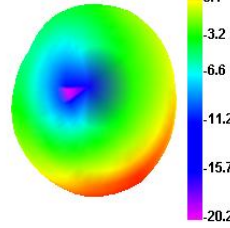
2400.000MHz



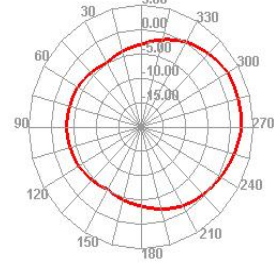
2400.000MHz H



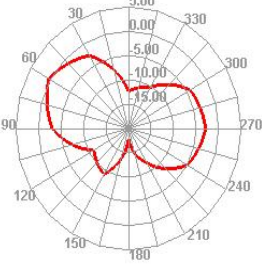
2450.000MHz



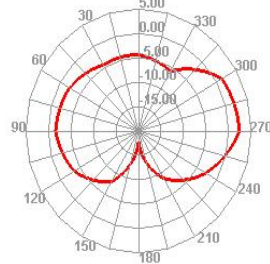
2450.000MHz H



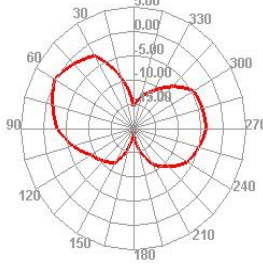
2400.000MHz E1



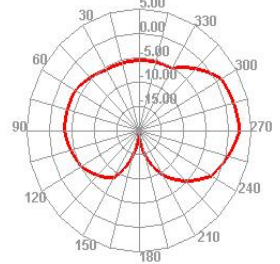
2400.000MHz E2



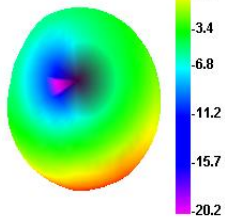
2450.000MHz E1



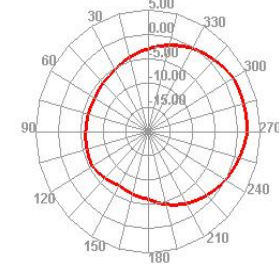
2450.000MHz E2



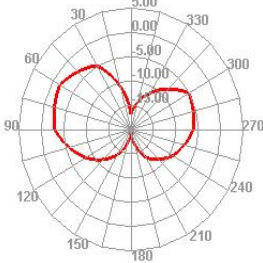
2500.000MHz



2500.000MHz H



2500.000MHz E1



2500.000MHz E2

