

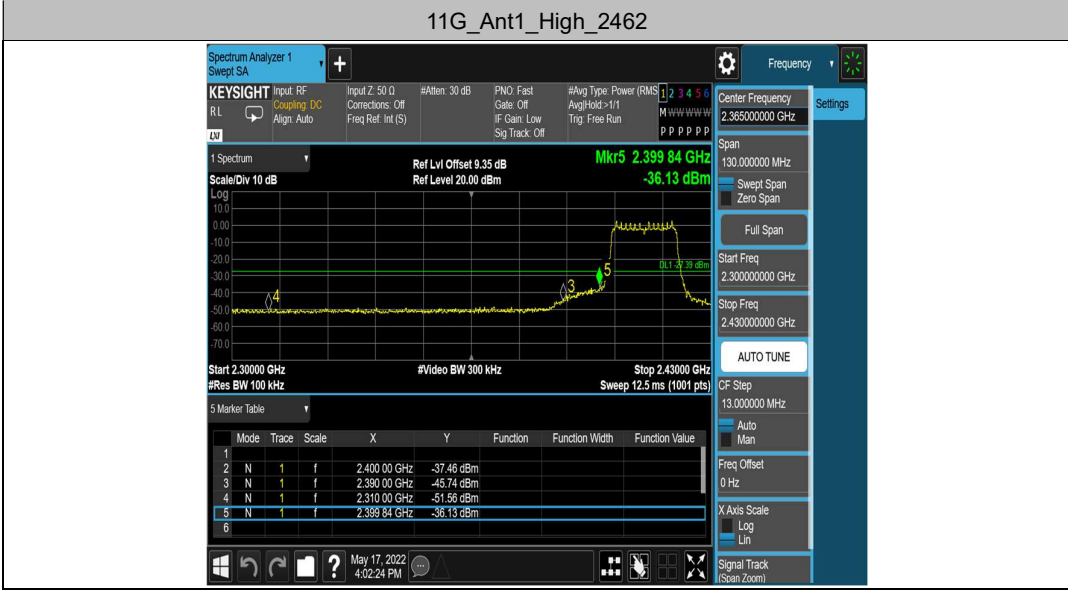
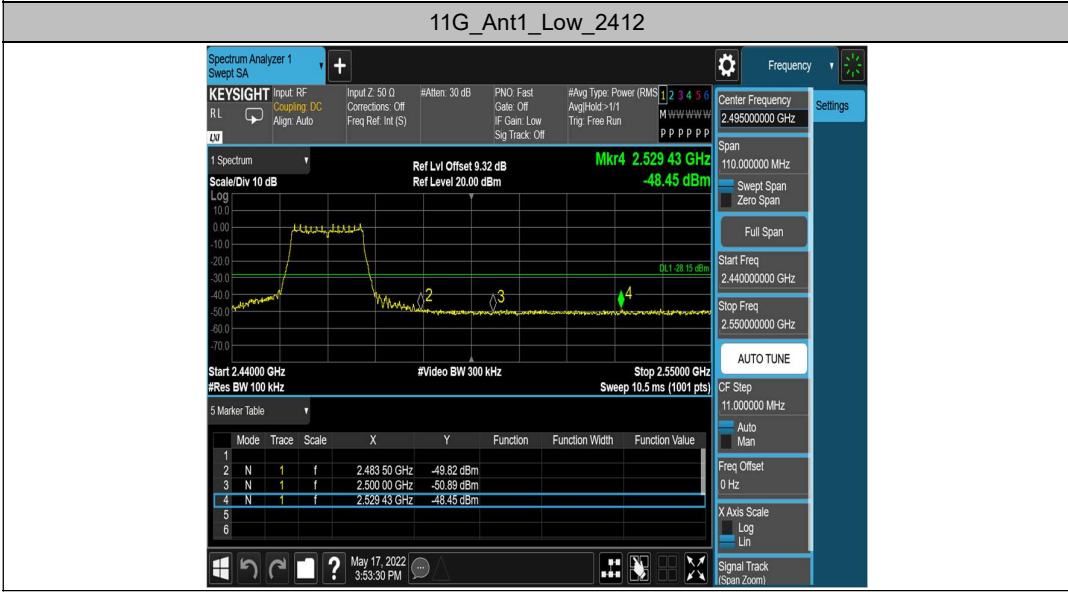
Test Graphs



11B_Ant1_Low_2412



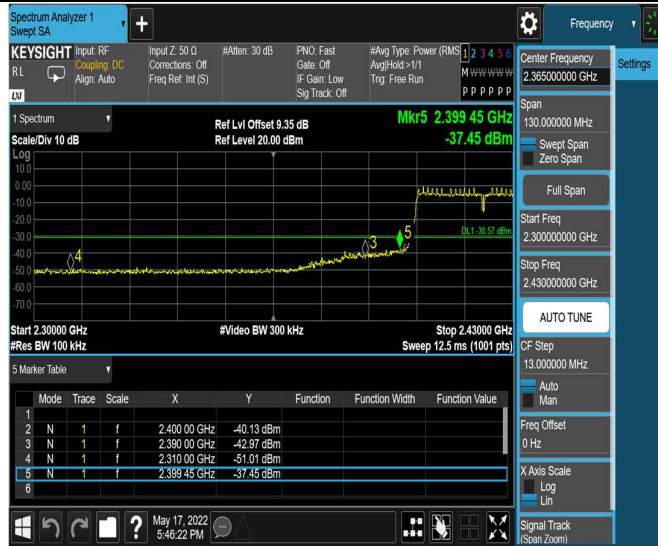
11B_Ant1_High_2462



11N20SISO_Ant1_Low_2412



11N20SISO_Ant1_High_2462



11N40SISO_Ant1_Low_2422



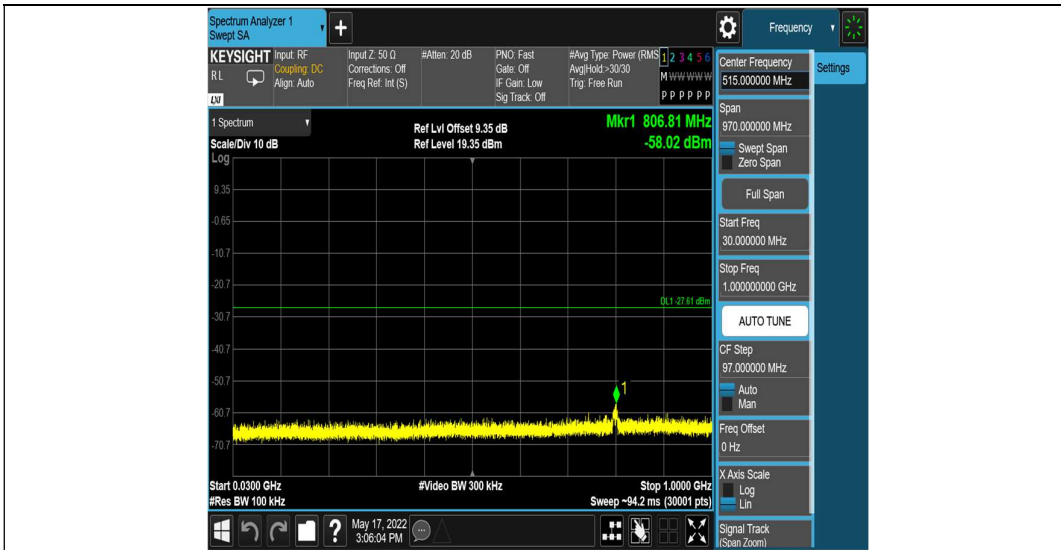
11N40SISO_Ant1_High_2452

Appendix F: Conducted Spurious Emission

Test Result

TestMode	Antenna	Frequency[MHz]	FreqRange [Mhz]	RefLevel [dBm]	Result [dBm]	Limit [dBm]	Verdict
11B	Ant1	2412	30~1000	2.39	-58.02	≤-27.61	PASS
			1000~26500	2.39	-47.04	≤-27.61	PASS
		2437	30~1000	6.42	-58.97	≤-23.58	PASS
			1000~26500	6.42	-51.76	≤-23.58	PASS
		2462	30~1000	6.51	-58.16	≤-23.49	PASS
			1000~26500	6.51	-53.02	≤-23.49	PASS
11G	Ant1	2412	30~1000	2.34	-48.76	≤-27.66	PASS
			1000~26500	2.34	-46.24	≤-27.66	PASS
		2437	30~1000	6.54	-57.16	≤-23.46	PASS
			1000~26500	6.54	-50.42	≤-23.46	PASS
		2462	30~1000	1.85	-59.92	≤-28.15	PASS
			1000~26500	1.85	-48.32	≤-28.15	PASS
11N20SISO	Ant1	2412	30~1000	2.61	-59.52	≤-27.39	PASS
			1000~26500	2.61	-45.8	≤-27.39	PASS
		2437	30~1000	6.75	-59.88	≤-23.25	PASS
			1000~26500	6.75	-51.34	≤-23.25	PASS
		2462	30~1000	2.12	-59.62	≤-27.88	PASS
			1000~26500	2.12	-48.5	≤-27.88	PASS
11N40SISO	Ant1	2422	30~1000	-0.57	-59.83	≤-30.57	PASS
			1000~26500	-0.57	-46.66	≤-30.57	PASS
		2437	30~1000	2.60	-54.64	≤-27.4	PASS
			1000~26500	2.60	-49.76	≤-27.4	PASS
		2452	30~1000	-0.80	-59.68	≤-30.8	PASS
			1000~26500	-0.80	-47.51	≤-30.8	PASS

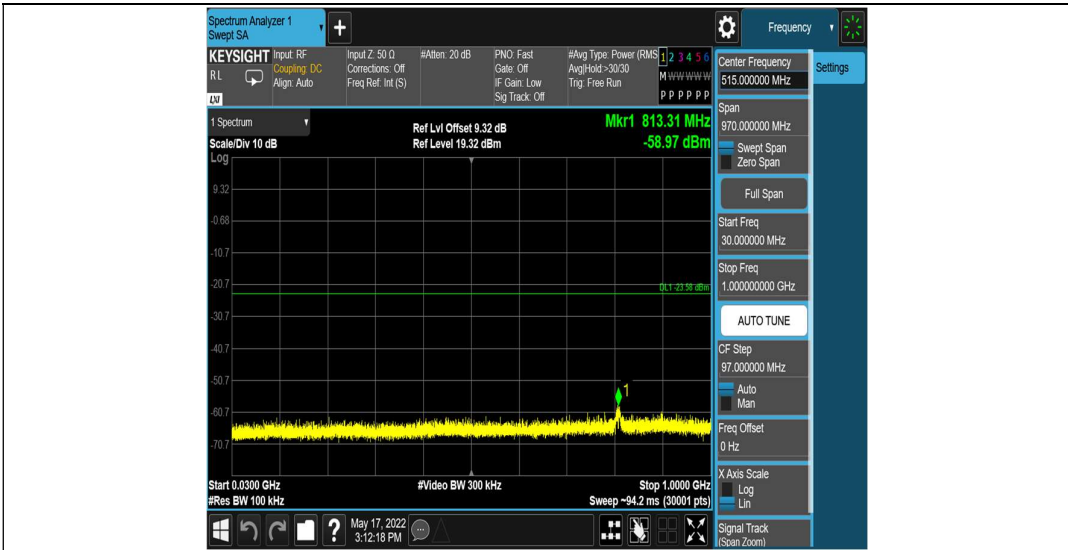
Test Graphs



11B_Ant1_2412_30~1000



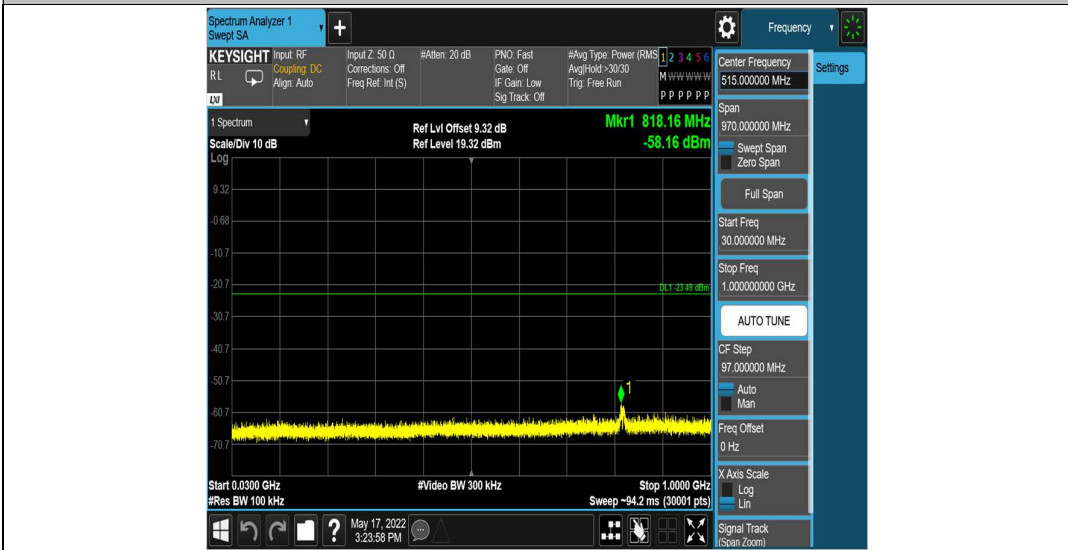
11B_Ant1_2412_1000~26500



11B_Ant1_2437_30~1000



11B_Ant1_2437_1000~26500



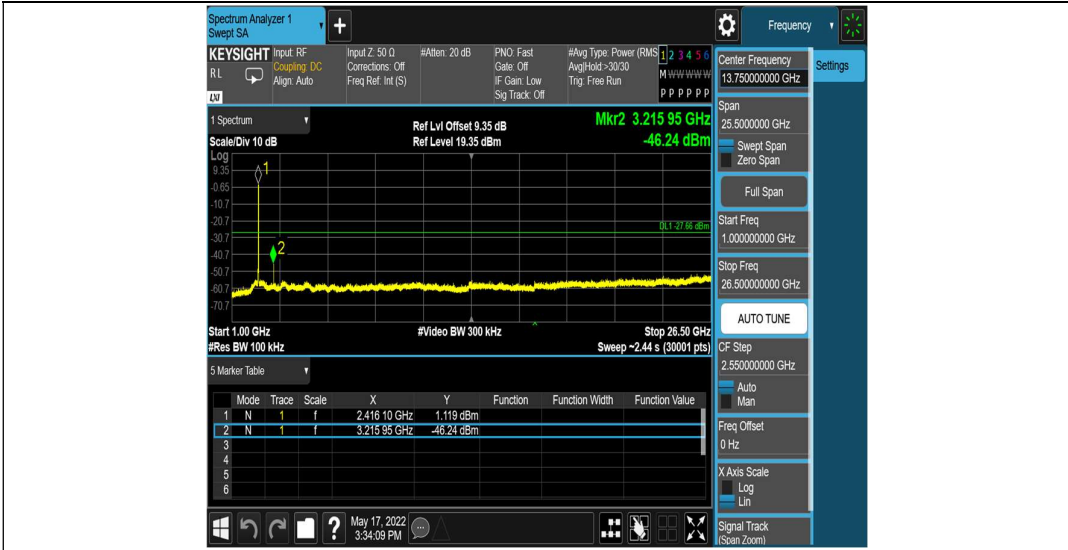
11B_Ant1_2462_30~1000



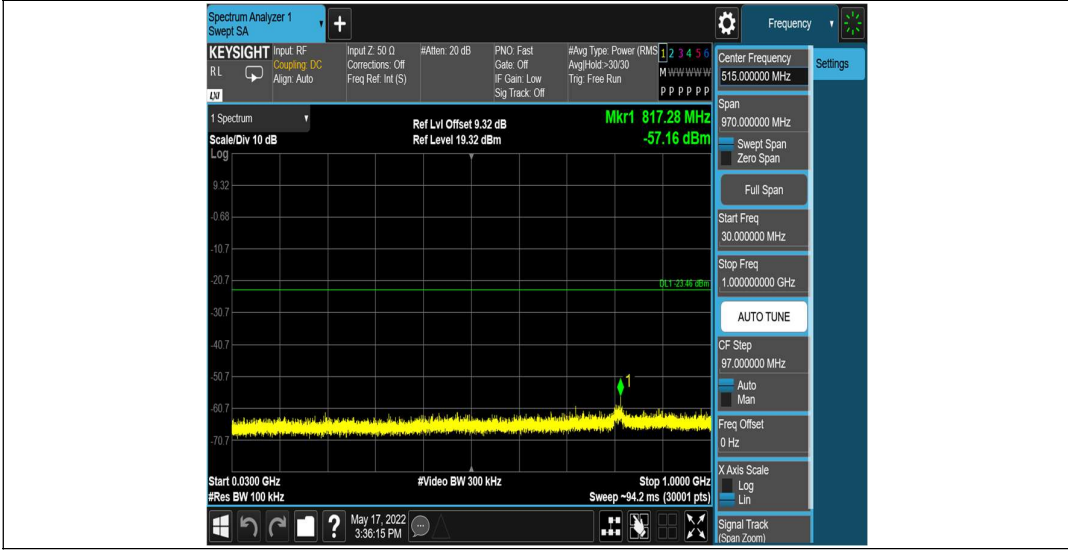
11B_Ant1_2462_1000~26500



11G_Ant1_2412_30~1000



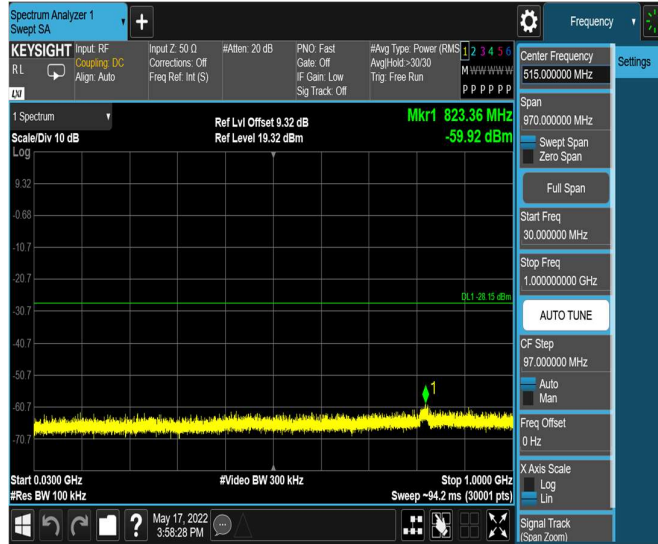
11G_Ant1_2412_1000~26500



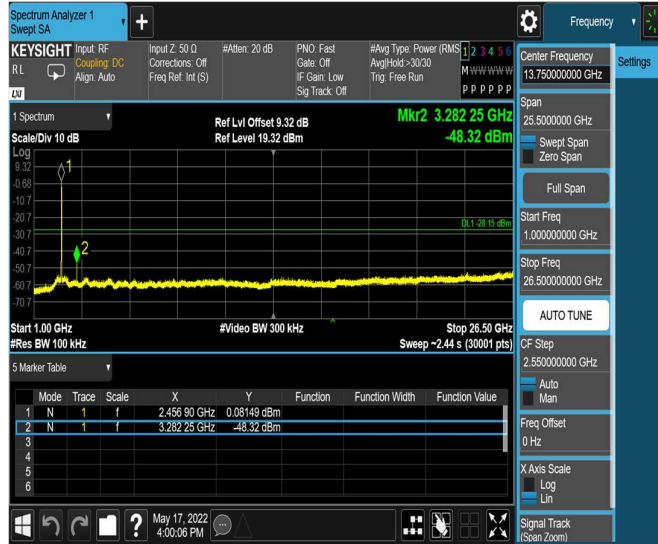
11G_Ant1_2437_30~1000



11G_Ant1_2437_1000~26500



11G_Ant1_2462_30~1000



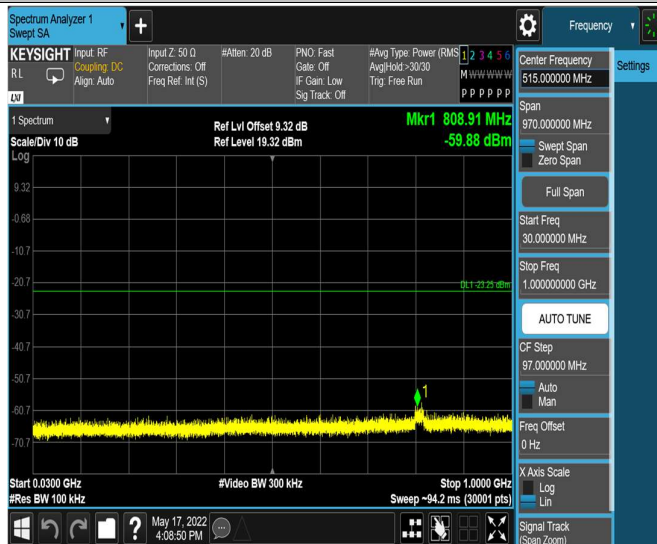
11G_Ant1_2462_1000~26500



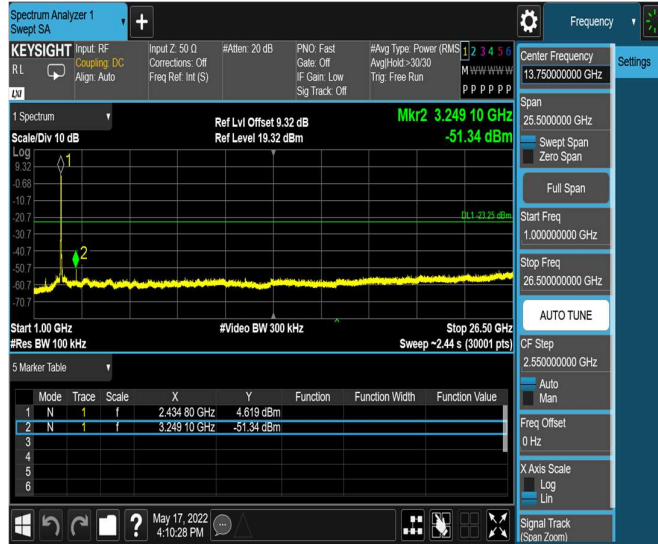
11N20SISO_Ant1_2412_30~1000



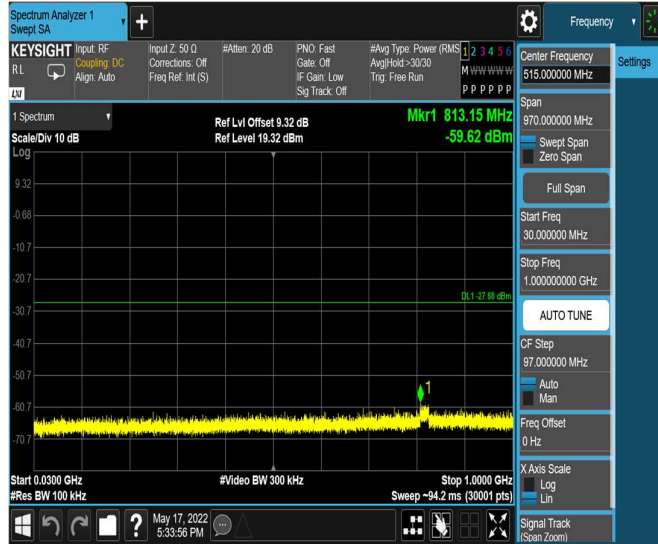
11N20SISO_Ant1_2412_1000~26500



11N20SISO_Ant1_2437_30~1000



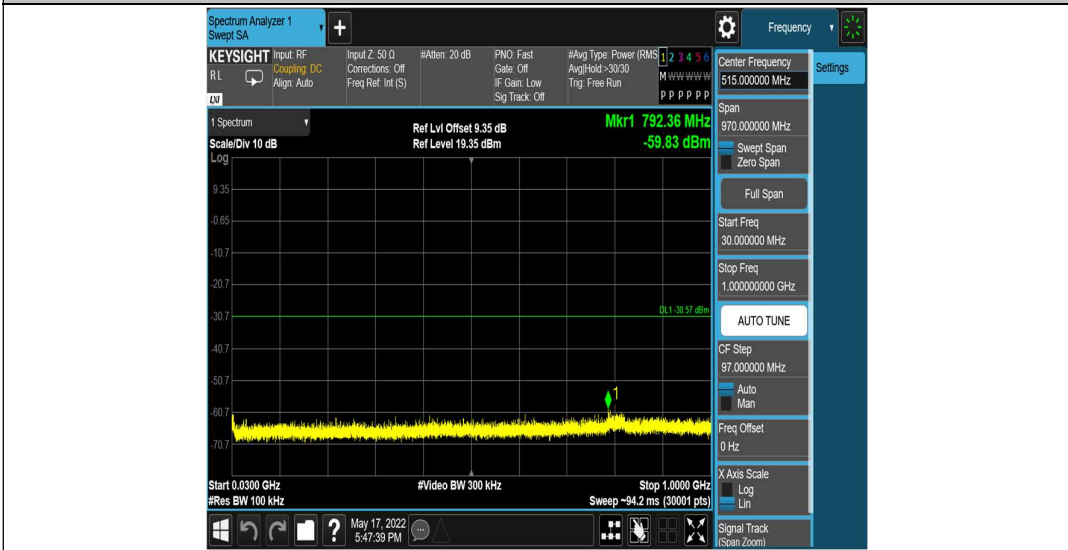
11N20SISO_Ant1_2437_1000~26500



11N20SISO_Ant1_2462_30~1000



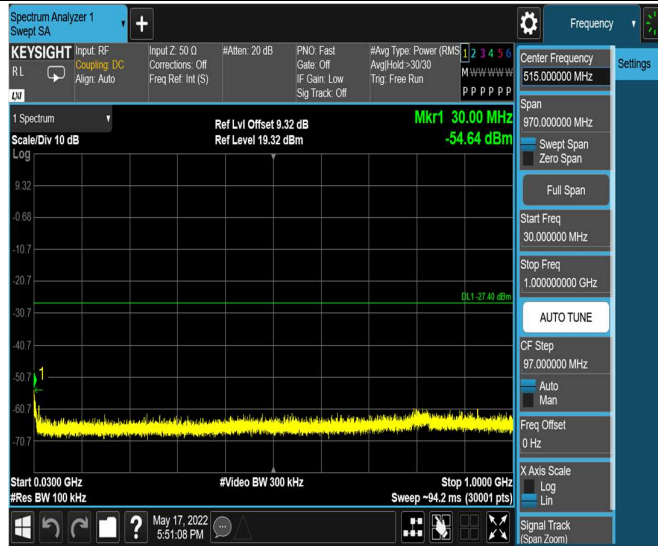
11N20SISO_Ant1_2462_1000~26500



11N40SISO_Ant1_2422_30~1000



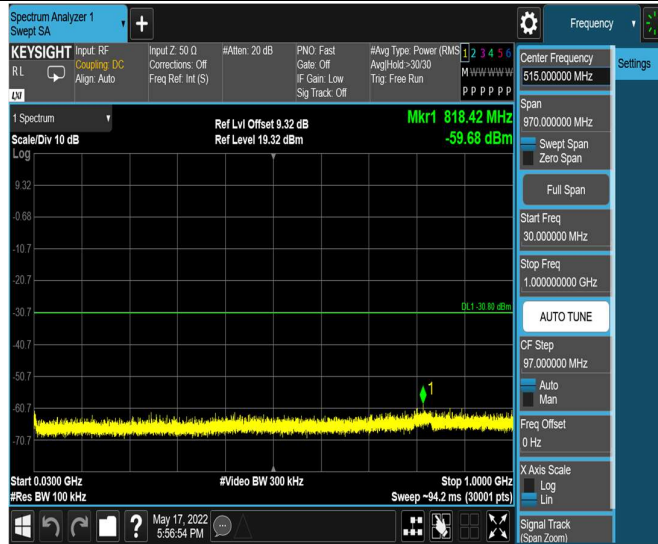
11N40SISO_Ant1_2422_1000~26500



11N40SISO_Ant1_2437_30~1000



11N40SISO_Ant1_2437_1000~26500



11N40SISO_Ant1_2452_30~1000



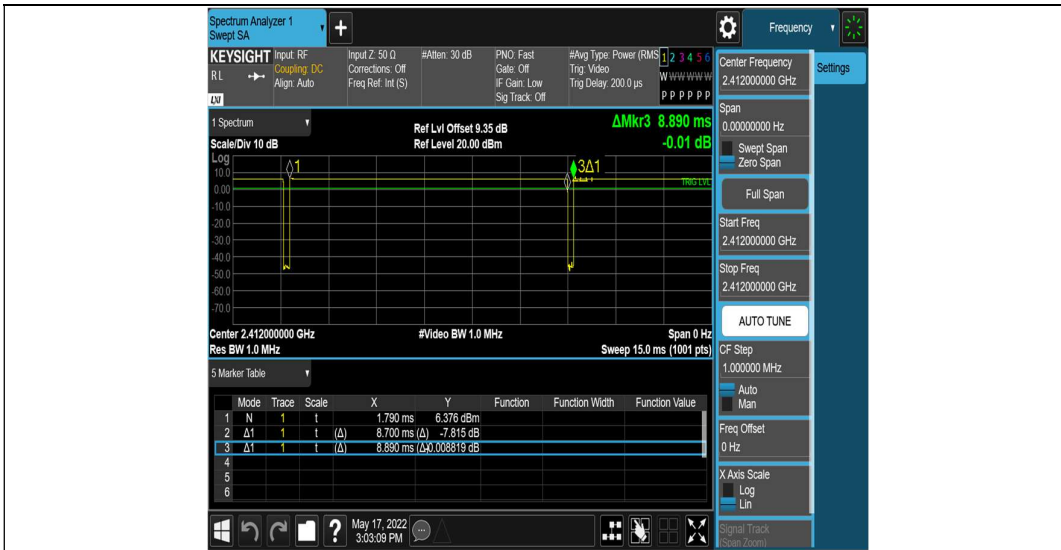
11N40SISO_Ant1_2452_1000~26500

Appendix G: Duty Cycle

Test Result

TestMode	Antenna	Frequency[MHz]	Transmission Duration [ms]	Transmission Period [ms]	Duty Cycle [%]
11B	Ant1	2412	8.70	8.89	97.86
		2437	8.68	8.88	97.75
		2462	8.70	8.90	97.75
11G	Ant1	2412	1.44	1.65	87.27
		2437	1.44	1.64	87.80
		2462	1.44	1.64	87.80
11N20SISO	Ant1	2412	1.35	1.55	87.10
		2437	1.34	1.55	86.45
		2462	1.34	1.55	86.45
11N40SISO	Ant1	2422	0.67	0.87	77.01
		2437	0.67	0.87	77.01
		2452	0.67	0.87	77.01

Test Graphs



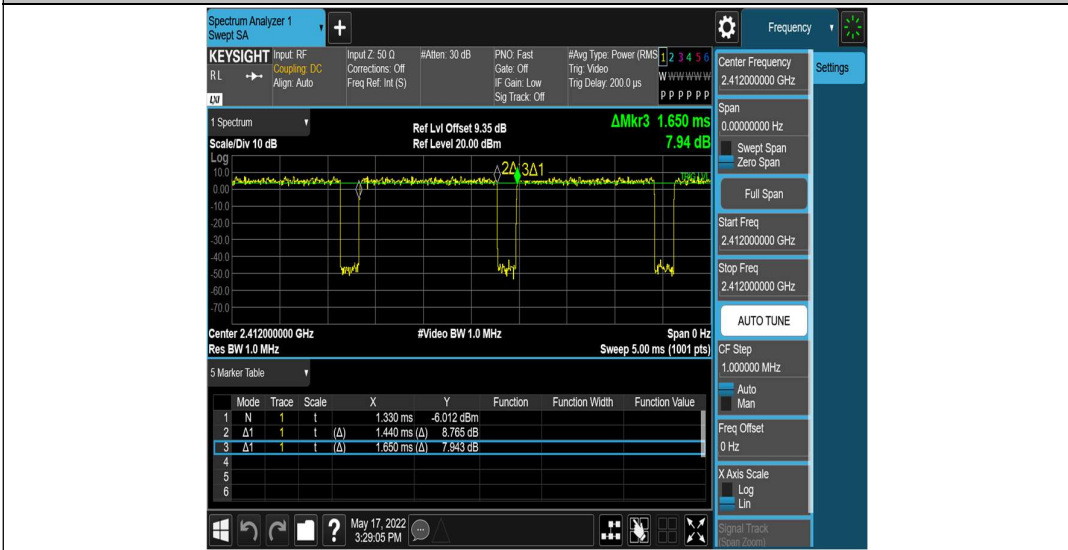
11B_Ant1_2412



11B_Ant1_2437



11B_Ant1_2462



11G_Ant1_2412



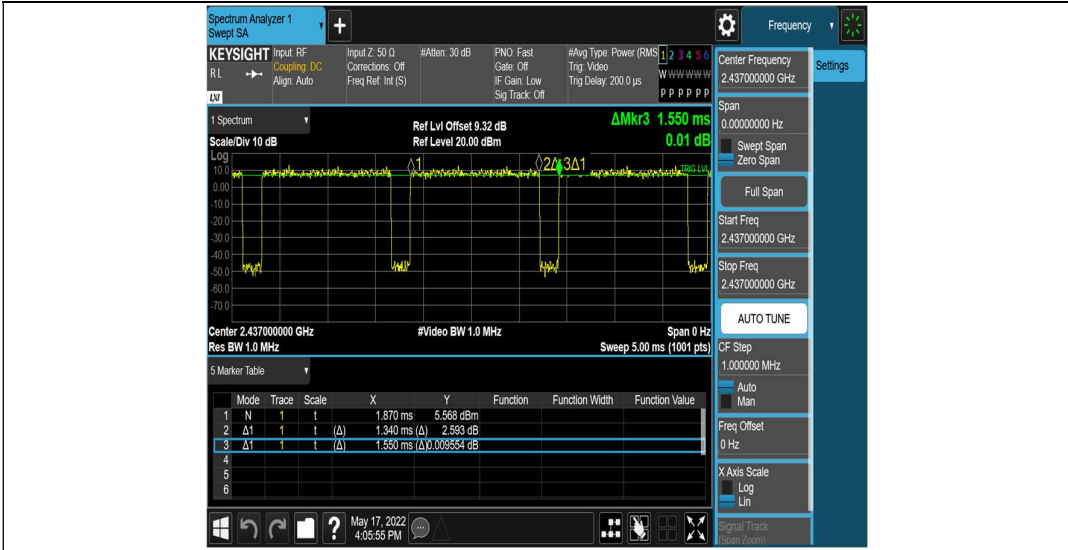
11G_Ant1_2437



11G_Ant1_2462



11N20SISO_Ant1_2412



11N20SISO_Ant1_2437



11N20SISO_Ant1_2462

