

Annex 3: Setup photographs to
TEST REPORT
No.: 18-1-0245501T05a

According to:
47 CFR Part 95
RSS-Gen Issue 5
RSS-251 Issue 2

for

Veoneer US, Inc.

77V12BSM
77 GHz BSM Radar Sensor

FCC ID: WU877V12BSM
IC: 8436B-77V12BSM




Laboratory Accreditation
  <p>Deutsche Akkreditierungsstelle D-PL-12047-01-01 D-PL-12047-01-03 D-PL-12047-01-04</p>
accredited according to DIN EN ISO/IEC 17025
<p>CETECOM GmbH Laboratory Radio Communications & Electromagnetic Compatibility Im Teelbruch 116 • 45219 Essen • Germany Registered in Essen, Germany, Reg. No.: HRB Essen 8984 Tel.: + 49 (0) 20 54 / 95 19-954 • Fax: + 49 (0) 20 54 / 95 19-964 E-mail: info@cetecom.com • Internet: www.cetecom.com</p>


Table of contents

1. THE MAXIMUM PEAK POWER EIRP / PEAK EIRP SPECTRAL DENSITY. THE MAXIMUM POWER EIRP/ AVERAGE EIRP.....	3
2. MODULATION CHARACTERISTICS.....	4
3. OCCUPIED BANDWIDTH.....	4
4. FIELD STRENGTH OF EMISSIONS (BAND EDGE).....	4
5. FREQUENCY STABILITY.....	4
6. RADIATED FIELD STRENGTH EMISSIONS (RADIATED SPURIOUS) - 9 KHZ TO 30 MHZ.....	5
7. RADIATED FIELD STRENGTH EMISSIONS (RADIATED SPURIOUS) - 30 MHZ TO 960 MHZ	6
8. RADIATED FIELD STRENGTH EMISSIONS (RADIATED SPURIOUS) - 1 GHZ TO 18 GHZ.....	7
9. RADIATED FIELD STRENGTH EMISSIONS (RADIATED SPURIOUS) - 18 GHZ TO 40 GHZ.....	8
10. RADIATED FIELD STRENGTH EMISSIONS (RADIATED SPURIOUS)- 40 GHZ TO 55 GHZ.....	8
11. RADIATED FIELD STRENGTH EMISSIONS (RADIATED SPURIOUS)- 55 GHZ TO 231 GHZ.....	9

1. The maximum peak power EIRP / peak EIRP spectral density. The maximum power EIRP/ average EIRP.



Photograph 1: Overall View



Photograph 2: Close View

2. Modulation characteristics

See photographs 1 to 2.

3. Occupied bandwidth

See photographs 1 to 2.


4. Field strength of emissions (band edge)

See photographs 1 to 2.


5. Frequency stability

See photographs from 1 to 2.

6. Radiated field strength emissions (radiated spurious) - 9 kHz to 30 MHz




Photograph 3: Overall View



Photograph 4: Close View

7. Radiated field strength emissions (radiated spurious) - 30 MHz to 960 MHz




Photograph 5: Overall View

8. Radiated field strength emissions (radiated spurious) - 1 GHz to 18 GHz



Photograph 6: Overall View




Photograph 7: Close View

9. Radiated field strength emissions (radiated spurious) - 18 GHz to 40 GHz



Photograph 8: Overall View

10. Radiated field strength emissions (radiated spurious)- 40 GHz to 55 GHz



Photograph 9: Overall View

11. Radiated field strength emissions (radiated spurious)- 55 GHz to 231 GHz

See photographs 1 to 2.