



**Appendix C. Test Setup Photographs & EUT Photographs**  
**Test Setup Photographs**


**EUT Back**




**EUT Front**



**EUT Left-side**




**EUT Right-side**





### EUT Bottom



### Depth of the liquid in the phantom-Zoom In



Note: The positions used in the measurements were according to IEEE 1528-2013.